UPLOADING A GEO_REPORT FILE

SUCCESS

Your GEO_REPORT file has been successfully submitted!

Submittal Type:	**GEO_REPORT**
Report Title:	**Second Semiannual 2022 Groundwater Monitoring and Sampling Report, Defense Fuel Support Point Norwalk**
Report Type:	**Monitoring Report - Semi-Annually**
Report Date:	**1/11/2023**
Facility Global ID:	**SLT43185183**
Facility Name:	**Norwalk, Fuel Terminal DFSP - DOD - NORWALK DFSP**
File Name:	**DFSP Norwalk_Second Semi GWMR Cvr_Energy-LEV_2023-01_Final SIGNED.pdf**
Organization Name:	**The Source Group, Inc.(Subsidiary of Apex Companies, LLC)**
Username:	**SIGNAL HILL**
IP Address:	**172.117.117.89**
Submittal Date/Time:	**1/18/2023 11:03:06 AM**
Confirmation Number:	**8367390334**

Copyright © 2023 State of California

DEFENSE LOGISTICS AGENCY
DLA Energy –Engineering, Environmental, Property Division
8725 JOHN J. KINGMAN ROAD
FORT BELVOIR VIRGINIA 22060-6221

January 11, 2023

Mr. Paul Cho, P.G.
Engineering Geologist, Site Cleanup V
California Regional Water Quality Control Board
Los Angeles Region
320 West 4th Street, Suite 200
Los Angeles, California 90013

Dear Mr. Cho:

Attached is the *Second Semiannual 2022 Groundwater Monitoring and Sampling Report* for Defense Fuel Support Point Norwalk (SCP NO. 0286A, SITE ID NO. 16638) located at 15306 Norwalk Boulevard, Norwalk, California.

If you have any questions or need additional information concerning this document, please contact Ms. Carol Devier-Heeney at (571) 767-9813 or carol.devier-heeney@dla.mil.

Sincerely,

DEVIERHEENEY.CAROL.L.1145292715
Digitally signed by DEVIERHEENEY.CAROL.L.1145292715
Date: 2023.01.11 07:27:42 -05'00'

Carol Devier-Heeney
Environmental Protection Specialist
Restoration Section

Enclosure
As stated

cc:
Neil Irish, P.G., Principal Geologist, SGI/Apex

SECOND SEMIANNUAL 2022 GROUNDWATER MONITORING AND SAMPLING REPORT

Defense Fuel Support Point Norwalk

15306 Norwalk Boulevard
Norwalk, California 90650

Contract SPE603-20-D-5008

Prepared For:

Defense Logistics Agency - Energy
8725 John J. Kingman Drive
Fort Belvoir, Virginia 22060-6222

Prepared By:

SGI environmental | APEX

1962 Freeman Avenue
Signal Hill, California 90755

January 11, 2023

Prepared By:

Daniel Swensson
Principal Geologist
Professional Geologist No. 7082

Reviewed By:

Neil F. Irish
Project Manager
Professional Geologist No. 5484

TABLE OF CONTENTS

PAGE

LIST OF FIGURES ..... **ii**
LIST OF TABLES ..... **ii**
LIST OF APPENDICES ..... **iii**
LIST OF ACRONYMS ..... **iv**

1.0 INTRODUCTION **1-1**

2.0 FIELD AND LABORATORY ACTIVITIES **2-1**
2.1 Semiannual Groundwater Monitoring and Sampling 2-1
2.2 Field and Laboratory Methods 2-1
2.2.1 Field Methods 2-1
2.2.2 Laboratory Analytical Methods 2-2

3.0 GROUNDWATER GAUGING RESULTS **3-1**
3.1 Groundwater Gradient Conditions 3-1
3.1.1 Uppermost Groundwater Zone 3-1
3.1.2 Exposition Aquifer 3-2
3.2 Distribution of Floating Product 3-3
3.2.1 Comparison of Current Product Distribution with Historical Maximum Measured Product Thickness 3-4

4.0 GROUNDWATER ANALYTICAL RESULTS **4-1**
4.1 Results for Semiannual Event 4-1
4.1.1 Total Petroleum Hydrocarbons 4-1
4.1.2 Benzene 4-4
4.1.3 1,2-Dichloroethane 4-5
4.1.4 Methyl Tertiary-Butyl Ether 4-6
4.1.5 Tertiary-Butyl Alcohol 4-7
4.1.6 Other Fuel Oxygenates 4-9
4.2 Quality Assurance/Quality Control 4-9
4.3 Water Disposal 4-10
4.4 Health and Safety 4-10

5.0 SUMMARY **5-1**
5.1 Groundwater Elevation and Gradient Conditions 5-1
5.2 Distribution of Floating Product 5-1
5.3 Dissolved-Phase Constituents 5-1
5.3.1 Total Petroleum Hydrocarbons 5-1
5.3.2 Benzene 5-2
5.3.3 1,2-Dichloroethane 5-2
5.3.4 Methyl Tertiary-Butyl Ether 5-2
5.3.5 Tertiary-Butyl Alcohol 5-2
5.3.6 Other Fuel Oxygenates 5-3

6.0 LIMITATIONS **6-1**

7.0 REFERENCES **7-1**

LIST OF FIGURES

Figure 1	Site Location Map
Figure 2	Groundwater Equipotential and Gradient Map, Uppermost Groundwater Zone, Second Semiannual 2022 Monitoring Event
Figure 3	Distribution of Floating Product on Groundwater, Second Semiannual 2022 Monitoring Event
Figure 4	Groundwater Equipotential and Gradient Map, Exposition Aquifer, November 1, 2022
Figure 5	Hydrograph
Figure 6	Total Petroleum Hydrocarbons in Groundwater, Second Semiannual 2022 Sampling Event
Figure 7	Benzene in Groundwater, Second Semiannual 2022 Sampling Event
Figure 8	1,2-Dichloroethane in Groundwater, Second Semiannual 2022 Sampling Event
Figure 9	Methyl Tertiary-Butyl Ether in Groundwater, Second Semiannual 2022 Sampling Event
Figure 10	Tertiary-Butyl Alcohol in Groundwater, Second Semiannual 2022 Sampling Event

LIST OF TABLES

Table 1	Monitoring Well Specifications
Table 2	Groundwater Elevations and Measured Product Thicknesses, Second Semiannual 2022 Sampling Event
Table 3	Historical and Current Floating Product Summary
Table 4	Analytical Results for TPH, BTEX Compounds, 1,2-DCA, and Fuel Oxygenates in Groundwater, Second Semiannual 2022 Sampling Event
Table 5	Summary of Additional Volatile Organic Compounds Detected in Groundwater, Second Semiannual 2022 Sampling Event
Table 6	Analytical Results for Analytes Detected in Field Duplicate and Split Samples, Second Semiannual 2022 Sampling Event
Table 7	Analytical Results for TPH, BTEX Compounds, and Selected VOCs in Trip Blanks and Equipment Blanks, Second Semiannual 2022 Sampling Event

LIST OF APPENDICES

Appendix A	Field Documentation (CD ROM Only)
Appendix B	Laboratory Reports (CD ROM Only)
Appendix C	Historical Groundwater Elevations, November 1996 through November 2022
Appendix D	Historical Analytical Results for TPH, BTEX Compounds, 1,2-DCA, and Fuel Oxygenates in Groundwater, November 1996 through November 2022
Appendix E	Time-Series Charts
Appendix F	Manifest

LIST OF ACRONYMS

µg/L	micrograms per liter
1,2-DCA	1,2-dichloroethane
Alpha	Alpha Analytical, Inc.
Apex	Apex Companies
bgs	below ground surface
Blaine Tech	Blaine Tech Services, Inc.
BTEX	benzene, toluene, ethylbenzene, and xylenes
CH2M	CH2M HILL Engineers, Inc.
DFSP Norwalk	Defense Fuel Support Point Norwalk
DIPE	diisopropyl ether
DLA	Defense Logistics Agency - Energy
ELAP	Environmental Laboratory Accreditation Program
EPA	Environmental Protection Agency
ETBE	ethyl tertiary-butyl ether
ft/ft	feet per foot
gpm	gallons per minute
Jacobs	Jacobs Engineering Group, Inc.
JP-4	jet propellant No. 4
JP-5	jet propellant No. 5
JP-8	jet propellant No. 8
Kinder Morgan	Kinder Morgan, Inc.
mL	milliliter
mL/min	milliliters per minute
MSL	mean sea level
MTBE	methyl tertiary-butyl ether
NPDES	National Pollutant Discharge Elimination System
RWQCB	Los Angeles Regional Water Quality Control Board
SAP	sampling and analysis plan
SFPP	Santa Fe Pacific Pipeline, L.P.
SGI	The Source Group, Inc.
Site	Defense Fuel Support Point Norwalk
TAME	tertiary-amyl methyl ether
TBA	tertiary-butyl alcohol
TFE	total fluids extraction
TPH	total petroleum hydrocarbons
TPHd	total petroleum hydrocarbons quantified as diesel
TPHg	total petroleum hydrocarbons quantified as gasoline
UFP-QAPP	*Uniform Federal Policy Quality Assurance Project Plan*
VOC	volatile organic compound

1.0 INTRODUCTION

This report summarizes the results of the second semiannual 2022 groundwater monitoring and sampling event conducted at the Defense Fuel Support Point (DFSP) Norwalk (Site), located at 15306 Norwalk Boulevard in Norwalk, California (Figure 1). It was prepared by The Source Group, Inc. (SGI), a wholly owned subsidiary of Apex Companies (Apex), on behalf of the Defense Logistics Agency - Energy (DLA) and Santa Fe Pacific Pipeline, L.P. (SFPP), an indirect subsidiary of Kinder Morgan, Inc. (Kinder Morgan).

The results documented in this report are based on groundwater monitoring conducted in general accordance with the revised sampling and analysis plans (SAPs) prepared by DLA (Parsons Corporation, 2013) and SFPP (CH2M HILL Engineers, Inc. [CH2M], 2013) and DLA's *Uniform Federal Policy Quality Assurance Project Plan* (UFP-QAPP; SGI/Apex, 2021). The Los Angeles Regional Water Quality Control Board (RWQCB) approved the sampling plans on October 23, 2013, and June 27, 2013, respectively (RWQCB, 2013a and 2013b). The revised SAPs specify the wells to be gauged and sampled during each sampling event and summarize field, laboratory, and quality control procedures. The UFP-QAPP provides a blueprint for the entire project and each specific task to ensure the project produces reliable data and includes detailed procedures for all aspects of the project (e.g., fluid level measurement in wells, monitoring well sampling, etc.).

DLA and SFPP jointly perform semiannual groundwater monitoring and sampling at the Site to address respective impacts to groundwater by each entity. DLA contracted SGI/Apex and SFPP contracted Jacobs Engineering Group, Inc. (Jacobs), to perform project oversight of groundwater monitoring activities. SFPP contracted Blaine Tech Services, Inc. (Blaine Tech), to gauge and sample the designated SFPP wells, and SGI/Apex personnel conducted the gauging and sampling for DLA. SGI/Apex was retained by DLA to compile and interpret the data collected during this semiannual event and to prepare this summary report.

Since 1986, environmental assessments have been performed at DFSP Norwalk (both on Site and off Site) by several consultants on behalf of DLA and SFPP. During these investigations, wells were installed for monitoring and as components of remediation activities. Table 1 presents the specifications for groundwater monitoring and remediation wells associated with the Site. These investigations evaluated and defined the extent of liquid-phase, adsorbed-phase, and dissolved-phase hydrocarbons in soil and groundwater beneath the Site and off Site to the south, east, and west.

Based upon the results of these investigations, the principal chemical constituents of concern at the Site are:

- total petroleum hydrocarbons (TPH), including TPH quantified as gasoline (TPHg), diesel fuel (TPHd), Jet Propellant No.4 (JP-4), Jet Propellant No.5 (JP-5), and Jet Propellant No.8 (JP-8),
- benzene, toluene, ethylbenzene, and xylenes (BTEX),
- 1,2-dichloroethane (1,2-DCA),

- methyl tertiary-butyl ether (MTBE), and
- tertiary-butyl alcohol (TBA).

Additional background information regarding historical investigations and monitoring events at the Site is presented in previously submitted semiannual groundwater monitoring reports. Monitoring wells and remediation wells are monitored on a semiannual basis to evaluate groundwater elevation and groundwater quality conditions.

In addition to the samples collected from wells screened in the uppermost aquifer, five wells screened in the deeper Exposition Aquifer (EXP-1 through EXP-5) were also sampled. Information in the *Planned Utilization of the Ground Water Basins of the Coastal Plan of Los Angeles County* (State of California Department of Water Resources, 1961), indicates that, in the vicinity of the DFSP Norwalk Site, the Exposition Aquifer is approximately 64 feet thick and extends from approximately 42 to 106 feet below ground surface (bgs). Based upon historical monitoring and analytical data, the aquitard between the Exposition Aquifer and the uppermost aquifer has effectively protected groundwater quality in the Exposition Aquifer from Site contaminants. Although very low concentrations of some Site contaminants have been reported in Exposition Aquifer groundwater samples, these detections have generally been transient, isolated occurrences.

Although the sampling events are conducted in general accordance with the revised SAPs, some changes and amendments to the scope of work are made, as appropriate, to meet project objectives. Deviations from the SAPs include adding additional wells for gauging and sampling, and not gauging or sampling wells that are included in the SAPs. During this event, eight wells included in the SAPs were not gauged, and 11 wells were not sampled. The wells that were not gauged have been decommissioned (GMW-37, GMW-38, GMW-SF-7, and MW-SF-9), could not be located (GMW-40), were not accessible (GMW-O-12), or could not be gauged due to the presence of a groundwater pump (GMW-O-15 and GW-9). Some wells could not be sampled because of obstructions (GMW-5, GMW-32, GMW-33, and WCW-7), they have been decommissioned (GMW-37, GMW-38, GMW-SF-7, and MW-SF-9), they could not be located (GMW-40), were inaccessible (GMW-O-12), or could not be sampled due to the presence of a groundwater pump (GMW-O-15). During this event, in addition to the wells specified for gauging and sampling,19 additional wells were gauged, and three additional wells were sampled by SGI/Apex and 19 additional wells were gauged and 11 additional wells were sampled by Blaine Tech).

This report furnishes information pertinent to the second semiannual 2022 groundwater monitoring and sampling event. This report includes groundwater gauging and sampling data from selected wells throughout the DFSP Norwalk facility and from wells located off Site and provides an updated description of the status of the dissolved-phase and non-aqueous liquid-phase (floating product) hydrocarbon plumes.

2.0 FIELD AND LABORATORY ACTIVITIES

An overview of the semiannual monitoring event is provided in Section 2.1. Field and laboratory methods are described in Section 2.2.

2.1 Semiannual Groundwater Monitoring and Sampling

DLA wells were gauged by SGI/Apex personnel from October 31 to November 2, 2022, and SFPP wells were gauged by Blaine Tech on October 31, 2022. During this semiannual monitoring event, SGI/Apex and Blaine Tech gauged 177 wells. Eleven of the 177 wells gauged during this monitoring event were dry and obstructions were present in six of these wells. When field gauging data indicates that a well is dry, the gauging data is compared with the total depth to which the well was installed. If the gauging data is at or near the installed depth, this indicates that the depth to groundwater is greater than the total depth of the well. If the gauging depth of a "dry" well is not at or near the total depth of the well, this indicates that the well is obstructed and may require rehabilitation. Obstructed DLA-owned wells will be rehabilitated during the first quarter of 2023. Gauging data and calculated groundwater elevations and product thicknesses are summarized in Table 2. Field documentation is provided in Appendix A.

From October 31 to November 10, 2022, 123 monitoring wells were purged and sampled. Fourteen duplicate samples and three split samples were collected by SGI/Apex and Blaine Tech for laboratory analysis during this sampling event. Including duplicate and split samples, a total of 140 groundwater samples were analyzed. The wells sampled during this event are shown in bold in Table 1. Sampling was conducted using low-flow methodology, as described in Section 2.2. Exposition Aquifer wells EXP-1, EXP-2, and EXP-3 were gauged and sampled by both SGI/Apex (for DLA) and Blaine Tech (for SFPP).

2.2 Field and Laboratory Methods

Field activities were conducted in accordance with the revised sampling plans as described in Section 1.0. Groundwater samples collected for DLA were submitted to American Analytics in Chatsworth, California, and groundwater samples collected for SFPP were submitted to Alpha Analytical, Inc. (Alpha), in Sparks, Nevada. Both laboratories are certified by the Environmental Laboratory Accreditation Program (ELAP) of the California Department of Public Health and American Analytics is also certified by the Department of Defense ELAP. Samples were submitted to the analytical laboratories under chain-of-custody protocol for the analyses described in Section 2.2.2.

2.2.1 Field Methods

SGI/Apex and Blaine Tech personnel measured depth to water and depth to product in the prescribed wells using interface probe well-monitoring instruments. The interface probes differentiate between water and hydrocarbons using conductivity measurements. The interface

probes were cleaned with a laboratory-grade cleanser, and then rinsed successively in two containers with distilled water prior to each measurement.

Fuel-absorbent socks were present in eastern off-Site wells GMW-62 and GMW-68. The absorbent socks are 2 inches in diameter and the wells are 4 inches in diameter. There is enough room in these wells for the interface probe to measure liquid levels without removing the socks.

Before sampling, the wells were purged using low-flow purge techniques. Flowrates ranged from approximately 0.026 to 0.125 gallons per minute (gpm; approximately 100 to 473 milliliters per minute [mL/min]), averaging 0.091 gpm (345 mL/min). During purging, groundwater field parameters (temperature, pH, electrical conductivity, turbidity, dissolved oxygen, and oxidation-reduction potential) were monitored. Water levels were also monitored during low-flow purging to verify and ensure minimal drawdown. Between approximately 0.63 and 2.75 gallons (2,400 to 10,410 mL) were pumped from each well prior to sampling.

Samples for SFPP were collected using a 2-inch-diameter Grundfos submersible pump with new or dedicated tubing, whereas samples for DLA were collected using 2-inch-diameter Monsoon submersible pumps with new low-density polyethylene tubing used for each well. The pumps were thoroughly decontaminated prior to each well by scrubbing the exterior in a non-phosphatic detergent solution and a double-rinse with distilled water. Detergent solution and distilled water were then pumped through the unit to decontaminate the interior of the pump. For DLA's wells, three separate Monsoon pumps are dedicated to the DFSP Norwalk project to decrease the possibility of cross-contamination. Based upon historical analytical data, one pump is used in "clean" wells, one pump is used in wells with moderate hydrocarbon impact, and one pump is used in the most heavily impacted wells. Field documentation is provided in Appendix A.

Groundwater field parameters were allowed to stabilize before collecting samples. Groundwater samples to be analyzed for TPHg, TPHd (SFPP samples only), and volatile organic compounds (VOCs) were collected in 40-milliliter (40-mL) volatile organic analysis vials containing hydrochloric acid preservative, filled to zero headspace, and sealed with Teflon septa and airtight caps. DLA groundwater samples for analysis of TPHd were collected in 250-mL amber bottles and sealed with Teflon-lined airtight caps. The samples were labeled and placed on ice in thermally insulated coolers for transport to the laboratory following proper chain-of-custody procedures.

2.2.2 Laboratory Analytical Methods

Samples collected for DLA were sent to American Analytics and samples collected for SFPP were sent to Alpha for laboratory analysis. The laboratory analytical program included analysis for VOCs using Environmental Protection Agency (EPA) Method 8260B and TPH using purge-and-trap and/or extraction sample preparation techniques followed by EPA Method 8015 (modified). Results for TPH analyses using the purge-and-trap preparation technique were quantified and reported against a commercial gasoline standard (C4 to C13) and are abbreviated "TPHg" throughout this report. Results for TPH analyses using extraction sample preparation for groundwater samples were quantified and reported against a commercial diesel standard (C14 to C22; results abbreviated "TPHd"). Laboratory analytical reports are provided in Appendix B.

3.0 GROUNDWATER GAUGING RESULTS

Measurements of water level and floating product thickness collected during this semiannual monitoring event are described in the following sections. Depths to groundwater and product (if present), measured product thicknesses, and calculated groundwater elevations are summarized in Table 2. Groundwater elevation contours for the uppermost groundwater zone along with the interpreted lateral extent of floating product plumes are shown on Figure 2. The distribution of floating product and measured product thicknesses are shown on Figure 3. Groundwater elevation contours for the deeper Exposition Aquifer are shown on Figure 4. Historical water level measurements, measured product thicknesses, and groundwater elevations are summarized in Appendix C.

The following wells were not considered in contouring groundwater elevation in the uppermost groundwater zone:

- Wells containing measurable floating product,
- The five wells screened in the Exposition Aquifer (EXP-1 through EXP-5),
- Five wells screened near the bottom of the uppermost aquifer [MW-18(MID), MW-19(MID), MW-20(MID), MW-21(MID), and MW-22(MID)], and
- Seven wells (GMW-60, GMW-O-14, GW-14R, MW-9, RTF-18-N, RTF-18-NW, and RTF-18-W) with groundwater elevations that appear anomalous based upon comparison with groundwater elevations in nearby wells.

The exclusion of groundwater elevation data from these wells during the development of the interpreted groundwater contour maps provides a more generalized representation of the groundwater potentiometric surface.

3.1 Groundwater Gradient Conditions

3.1.1 Uppermost Groundwater Zone

Depth to groundwater (excluding wells containing measurable floating product and Exposition Aquifer wells) in the uppermost groundwater zone ranged from 29.25 to 41.71 feet below the tops of the well casings (Table 2). Groundwater elevations ranged from 35.81 to 44.83 feet above mean sea level (MSL). Since the first semiannual 2022 monitoring event, groundwater elevations dropped an average of 0.15 foot in uppermost groundwater zone wells that did not contain floating product. Changes in elevation ranged from a decrease of 5.03 feet in PZ-5 to an increase of 10.39 feet in GMW-O-14.

The groundwater potentiometric surface is depicted on Figure 2. The groundwater contours beneath the Site indicate the effect of ongoing remediation, with localized groundwater depressions and groundwater mounding. Localized groundwater depressions were interpreted near former Tank 80002, northwest of former Tank 80006, east of former Tank 80008, in the vicinity of monitoring wells GMW-3, GMW-14R, and GW-16, and along the southern border of the Site at MW-O-2.

Groundwater mounding was indicated between former Tanks 80006 and 80013, along the eastern border in the vicinity of monitoring wells GMW-61, GW-15, and MW-17, in the southern tank farm in the vicinity of monitoring well MW-15R, and in the southeastern corner of the Site at monitoring well GMW-36. Off-Site to the west, gradients were westward (northwest to southwest) ranging from 0.002 feet per foot (ft/ft) to 0.004 ft/ft.

The groundwater surface observed during this (and previous) monitoring events is largely controlled by groundwater pumping, with the majority of the groundwater extraction occurring in the south-central (Kinder Morgan), northwestern, and northeastern areas. Although groundwater extraction was suspended prior to gauging, residual effects of this groundwater extraction result in the observed depressions. The mechanism causing the observed mounding is not understood. However, localized mounding has been observed historically and is transient.

Historically, the overall gradient direction (when groundwater extraction wells and biosparging are not in operation) in the uppermost aquifer has been toward the north-northwest.

Groundwater levels in MW-18(MID), MW-19(MID), MW-20(MID), MW-21(MID), and MW-22(MID), screened in the lower section of the uppermost aquifer, varied from groundwater levels measured in nearby wells installed in the upper portion of the uppermost aquifer. In general, groundwater levels measured in these "MID" wells were lower than groundwater levels measured in nearby wells, with the exception of similar groundwater levels measured in nearby wells MW-21(MID) and HL-3. Groundwater elevations in these five "MID" wells ranged from 35.97 to 39.95 feet above MSL.

The calculated elevations in seven wells (GMW-60, GMW-O-14, GW-14R, MW-9, RTF-18-N, RTF-18-NW, and RTF-18-W) were anomalous based upon comparison with nearby wells. These seven wells and the "MID" wells were not used to develop the equipotential map for the uppermost aquifer.

As summarized in Table 2:

- one well (GMW-40) could not be located,
- three wells (GMW-O-11, GMW-O-12, and GMW-O-20) were inaccessible due to construction activities,
- a groundwater pump was present in one well (GW-4), and this well was not gauged,
- obstructions were encountered in six wells (GMW-5, GMW-32R, GMW-33, MW-SF-16, PZ-10, and WCW-7), and
- five wells (MW-SF-5, MW-SF-10, MW-SF-14, VEW-1, and VEW-2) were dry.

3.1.2 Exposition Aquifer

Depth to groundwater in the Exposition Aquifer wells ranged from 57.35 to 62.73 feet below the tops of the well casings (Table 2). Based upon data collected by Blaine Tech (Appendix A), groundwater elevations in the Exposition Aquifer wells ranged from 16.81 to 17.24 feet above MSL. Since the first semiannual 2022 monitoring event, groundwater elevations dropped an average of 0.82 foot in

the Exposition Aquifer wells. Decreases in elevation ranged from 0.76 foot in EXP-1, EXP-2, and EXP-4 to 0.97 foot in EXP-5.

The groundwater potentiometric surface for the Exposition Aquifer is shown on Figure 4. The groundwater gradient in the Exposition Aquifer was toward the northwest beneath the Site at 0.0001 ft/ft to 0.0002 ft/ft, toward the northwest southeast of the Site at 0.0003 ft/ft, and toward the southeast northwest of the Site at 0.0003 ft/ft.

3.2 Distribution of Floating Product

Floating product was measured or observed in four of the 177 wells that were gauged during this monitoring event, and a hydrocarbon sheen was observed on groundwater in GMW-10. Measurable product was present in north-central well TFR-22 and in south-central wells GMW-23, GMW-29, and GMW-30.

Floating product present on groundwater during this monitoring event ranged from 0.23 foot, measured thickness, in GMW-30 to 7.23 feet, measured thickness, in GMW-23. Measured product thicknesses, well gauging data, and groundwater elevations are summarized in Table 2. The detection of floating product in these wells during this monitoring event along with data obtained from remediation system operations and historical detections of floating product were used in interpreting the current extent of floating product at the Site. These interpretations are shown on Figure 3 and indicate floating product in the northern tank farm area (the north-central area) and the south-central area. Measured product thicknesses for the current semiannual monitoring event (October-November 2022) and two previous monitoring events (November 2021 and May 2022) are shown on Figure 3.

The databoxes on Figure 3 are color-coded to indicate whether the product thicknesses measured during the current monitoring event are increasing, decreasing, or stable as compared with the product thicknesses measured in November 2021. A blue data label indicates a decrease in measured product thickness greater than or equal to 10 percent from the previous year, a red label indicates an increase greater than or equal to 10 percent, and a white label indicates no change greater than 10 percent or the change could not be determined due to insufficient data. The changes in measured product thicknesses may be due to seasonal fluctuations of the water table elevation or remediation system operations.

Current Conditions

Floating product was present one well in the north-central area (0.63 foot, measured thickness, in TFR-22). The north-central floating product plume is interpreted as a small plume at TFR-22. Compared with the product plume interpreted based upon the May 2022 gauging data, product was present in the same general area but was not measured in TFR-24 or TFR-29.

Floating product was detected in the south-central area in three on-Site wells (7.23 feet, measured thickness [historical maximum], in GMW-23; 0.80 foot, measured thickness, in GMW-29; and 0.23 foot, measured thickness, in GMW-30). Off-Site well GMW-O-12, reported to contain 0.95 foot, measured thickness in May 2022, was inaccessible due to construction activities and could not be

gauged during the current monitoring event. Since the May 2022 monitoring event, measured product thicknesses increased in GMW-23 (by 0.97 foot) and GMW-29 (by 0.03 foot), and decreased in GMW-30 (by 0.03 foot), TFR-22 (by 2.12 feet), TFR-24 (by 0.15 foot), and TFR-29 (by 1.97 foot).

Floating product was not measured or observed in in the truck rack area, the east-central area, or in the southeastern 24-inch-diameter block valve area during this monitoring event.

The current historically low water table elevations have allowed residual product to drain from pore spaces within the smear zone and collect in certain wells, or increase in thickness in wells with measurable product already present. The water table elevation is related to annual rainfall and the cumulative rainfall over time. As shown in the hydrograph on Figure 5, since the 2005/2006 El Niño, groundwater elevations in the uppermost aquifer have declined an average of approximately 12.1 feet to the current low water levels across the Site. Elevations in Exposition Aquifer wells have declined an average of approximately 12.6 feet since the 2005/2006 El Niño. Continued total fluids extraction, vacuum extraction, manual bailing, and absorbent socks will remove the product that has accumulated due to these low water levels.

Comparison of Current Conditions with Data Collected in May 2022

Since the previous monitoring event in May 2022 (Jacobs, 2022), measured product thicknesses increased in two wells (GMW-23 and GMW-29), and decreased in four wells (GMW-30, TFR-22, TFR-24, and TFR-29). Changes in measured product thickness ranged from an increase of 0.97 foot in GMW-23 to a decrease of 2.12 feet in TFR-22. Overall, product thicknesses decreased by an average of 0.55 foot since May 2022. Floating product was not present TFR-24 (reported to contain 0.15 foot in May 2022), or TFR-29 (reported to contain 1.97 foot in May 2022). Note that off-Site monitoring well GMW-O-12, reported to contain 0.95 foot of product in May 2022, could not be gauged during this monitoring event. Areas impacted with floating product are shown on Figure 3.

Comparison of Current Conditions with Data Collected in November 2021

Since the second semiannual 2021 monitoring event in November 2021 (SGI/Apex, 2022), measured product thicknesses increased by 10 percent or more in three wells and decreased by 10 percent or more in four wells. Measured product thicknesses increased in three wells in the south-central area (on-Site wells GMW-23, GMW-29, and GMW-30). Measured product thicknesses decreased in three wells in the north-central area (RTF-18-E, RTF-18-NNW, and TFR-22) and in eastern off-Site well GMW-68.

3.2.1 Comparison of Current Product Distribution with Historical Maximum Measured Product Thickness

A significant reduction in the occurrence and measured thickness of floating product has been observed since remedial efforts were initiated at DFSP Norwalk. Table 3 summarizes all of the wells that have historically contained floating product along with the maximum measured product thicknesses, current (most recent) product thickness data (the majority of the current values were measured during the second semiannual 2022 groundwater monitoring event in October-November 2022), and the percent reduction from historical maximum thicknesses. Review of

historical and current product data shows substantial reductions in measured floating product thickness throughout the Site.

In the north-central area, historical maximum product thicknesses range up to 7.42 feet (measured in TFR-29 on April 16, 2018). Based upon the most recent gauging data, measurable product was present in one well (0.63 foot, measured thickness, in TFR-22). Fifty-two of the 54 wells in this area that have historically contained floating product show 100 percent reduction from their historical maximum thicknesses (i.e., the product has been eliminated in these wells). Monitoring well TF-26 contained floating product the last time it was gauged in 2014. Although TF-26 is no longer available for gauging, note that collocated well GMW-21 has not contained measurable product since October 2017 (Appendix C). Product in the remaining well (TFR-22) represents an 88.0 percent reduction from the historical maximum thickness.

Measurable product was not present in the east-central area during the current monitoring event. Historical maximum thicknesses in the east-central area range up to 6.07 feet (measured in GW-15 on April 13, 2013). Measured floating product thicknesses in the east-central area show 100 percent reduction in all six wells that have historically contained floating product.

In the truck rack area, three wells have historically contained floating product with the maximum historical product thickness recorded in GMW-4 (5.74 feet measured on October 31, 2005). Measured floating product thicknesses in the truck rack area show 100 percent reduction from their historical maximum thicknesses.

In the south-central area, historical maximum product thicknesses range up to 16.82 feet (measured in MW-SF-2 on July 1, 1997). Based upon the most recent gauging data from this area, only three wells in the south-central area contain floating product (7.23 feet, measured thickness, in GMW-23; 0.80 foot, measured thickness, in GMW-29; and 0.23 foot, measured thickness, in GMW-30). Note that monitoring well GMW-O-12, reported to contain 0.95 foot, measured thickness, in May 2022, was inaccessible and could not be gauged during the current monitoring event. Thirty-four of the 38 wells in this area that have historically contained floating product show 100 percent reduction from their historical maximum thicknesses. The significant reduction in magnitude and extent of floating product is believed to be directly related to product recovery via hand-bailing and the use of product-absorbent socks and ongoing biosparge operations in this area of the Site.

In the southeastern area, three wells have historically contained floating product with the maximum historical product thickness recorded in off-Site well GMW-O-15 (6.00 feet measured on May 28, 1996). Product was not measured or observed in the southeastern area during the current monitoring event.

Monitoring data show considerable reduction in floating product throughout the Site. Product recovery efforts at the Site will continue and will be focused on the wells with the greatest product thicknesses and wells with the lowest percent reduction from historical highs. In addition to total fluids extraction, absorbent socks and manual bailing will continue to be utilized in selected wells.

4.0 GROUNDWATER ANALYTICAL RESULTS

Groundwater quality results for the second semiannual 2022 sampling event are discussed below in Section 4.1. Analytical results are summarized in Table 4 (TPH, BTEX compounds, 1,2-DCA, and fuel oxygenates) and Table 5 (additional detected VOCs) and shown on Figure 6 (TPH), Figure 7 (benzene), Figure 8 (1,2-DCA), Figure 9 (MTBE), and Figure 10 (TBA). Historical analytical results are summarized in Appendix D.

Samples collected for DLA were analyzed by American Analytics and samples collected for SFPP were analyzed by Alpha. Note that laboratory reporting limits varied between the two laboratories for some of the analytes.

4.1 Results for Semiannual Event

The second semiannual 2022 analytical results for TPH, benzene, 1,2-DCA, MTBE, and TBA were used to develop isoconcentration contours and interpret the extent of these analytes in groundwater beneath the Site. Isoconcentration contours for TPH, benzene, 1,2-DCA, MTBE, and TBA are presented on Figure 6 through Figure 10, respectively. Analytical results from the current semiannual sampling event and two previous sampling events (Fall 2021 and Spring 2022) are also included on these figures. The databoxes are color-coded to indicate whether the concentrations from the current semiannual event are increasing, decreasing, or stable as compared with the data reported during the second semiannual (Fall) 2021 sampling event. A blue data label indicates a decrease in concentration greater than or equal to 10 percent from the previous year, a red label indicates an increase greater than or equal to 10 percent, and a white label indicates no change greater than 10 percent or the change could not be determined due to insufficient data. The changes in concentrations may be due to seasonal fluctuations of the water table elevation or remediation system operations.

Laboratory analytical results for TPH, BTEX, 1,2-DCA, MTBE, TBA, diisopropyl ether (DIPE), ethyl tertiary-butyl ether (ETBE), and tertiary-amyl methyl ether (TAME) are summarized in Table 4; additional detected VOCs are summarized in Table 5. Historical analytical results are provided in Appendix D. Time-series charts for selected monitoring and remediation wells are presented in Appendix E. Copies of the laboratory reports for the second semiannual 2022 sampling event are provided in Appendix B. The following subsections summarize the results for selected analytes or analyte groups.

4.1.1 Total Petroleum Hydrocarbons

The analytical results for TPHg and TPHd reported for each well sampled during the semiannual sampling event are summed and contoured as TPH on Figure 6. The separate concentrations of TPHg and TPHd are summarized in Table 4.

TPHg were reported in 14 of the 123 sampled wells and TPHd were reported in 49 of the 123 sampled wells. The maximum concentration of TPHg was reported in east-central area well

GMW-62 (4,300 micrograms per liter [µg/L]). The maximum concentration of TPHd were reported in tank farm area well TF-23 (110,000 µg/L).

TPHd were reported in the samples collected by Blaine Tech from Exposition Aquifer wells EXP-1 (110 µg/L) and EXP-3 (52 µg/L). Note that TPHd were not detected at or above the 100-µg/L laboratory reporting limit in the samples collected by SGI/Apex.

TPHg were reported at historical highs in TF-15 (2,300 µg/L) and TF-23 (1,900 µg/L), and at historical lows in the following wells:

- GMW-45 (not detected [<100 µg/L] for the first time),
- GMW-68 (1,900 µg/L),
- MW-SF-6 (110 µg/L),
- TF-17R (1,500 µg/L), and
- TF-18 (not detected [<100 µg/L] for the first time).

In the majority (~96 percent) of the samples, TPHg were either not detected or the reported concentrations were at or near historical lows.

TPHd were reported at historical highs in the following wells:

- GMW-31 (15,000 µg/L in the duplicate sample),
- GMW-58 (2,300 µg/L),
- GMW-68 (2,300 µg/L), and
- TF-23 (110,000 µg/L).

TPHd were reported at historical lows in the following wells:

- GMW-10 (2,400 µg/L in both the primary and duplicate samples),
- GMW-12 (not detected [<100 µg/L] for the first time since November 1996),
- GMW-18 (140 µg/L),
- GMW-25 (340 µg/L),
- GMW-36 (not detected [<50 µg/L] for the first time since May 1999),
- GMW-59 (not detected [<100 µg/L] for the first time),
- PZ-5 (190 µg/L in both the primary and duplicate samples),
- TF-15 (1,400 µg/L),
- TF-17R (2,100 µg/L),
- TF-18 (3,300 µg/L), and
- TF-24 (180 µg/L).

In the majority (~84 percent) of the samples, TPHd were either not detected or the reported concentrations were at or near historical lows.

Comparison of Current Conditions with Data Collected During the First Semiannual 2022 Sampling Event

Since the first semiannual 2022 sampling event (Jacobs, 2022), concentrations of TPHg increased in five wells, decreased in 11 wells, and remained the same in GMW-O-18. TPHg decreased to non-detect in four wells (GMW-45, GMW-67, GMW-69, and PZ-3).

Since the first semiannual 2022 sampling event, concentrations of TPHd increased in 17 wells and decreased in 50 wells. TPHd increased from non-detect in seven wells (EXP-1, EXP-3, GMW-58, GMW-61, GWR-1R, MW-26, and TF-20R). TPHd decreased to non-detect in 19 wells (EXP-2, GMW-12, GMW-13, GMW-19, GMW-36, GMW-41, GMW-43, GMW-44, GMW-56, GMW-57, GMW-59, GMW-66R, GMW-69, GMW-O-17, GW-8, GW-15, MW-9, MW-15R, and MW-29).

The current distribution of TPH in groundwater, shown on Figure 6, was compared with the TPH plumes interpreted based upon data collected in May 2022. TPH-impacted groundwater is not as extensive. Instead of one continuous TPH plume beneath the majority of the Site, the current distribution was interpreted as two separate larger plumes and several smaller localized plumes (Figure 6).

Comparison of Current Conditions with Data Collected During the Second Semiannual 2021 Sampling Event

Since the second semiannual 2021 sampling event in November 2021 (SGI/Apex, 2022), TPH concentrations increased by 10 percent or more in 15 wells and decreased by 10 percent or more in 46 wells.

Since the second semiannual 2021 sampling event (SGI/Apex, 2022), TPH increased in 12 tank farm area wells (GMW-7, GMW-15, GMW-16, GMW-31, GMW-58, GW-14R, GW-16, MW-6, MW-13, MW-26, TF-21, and TF-23), in eastern off-Site well GMW-62, and in south-central wells MW-21(MID) and MW-SF-1.

Decreases in TPH since the second semiannual 2021 sampling event were noted in 29 tank farm area wells [EXP-2, GMW-6, GMW-12, GMW-17R, GMW-18, GMW-19, GMW-35R, GMW-41, GMW-43, GMW-44, GMW-45, GMW-47, GMW-56, GMW-59, GMW-61, GW-2, GW-3, GW-6, GW-8, GW-13, MW-12, MW-22(MID), MW-27, TF-9R, TF-15, TF-16, TF-17R, TF-18, and TF-24], in eastern off-Site wells GMW-67 and GMW-69, in southern off-Site wells GMW-O-21 and MW-O-2, in seven on-Site wells in the south-central area [GMW-9, GMW-10, GMW-25, MW-18(MID), MW-SF-13, MW-SF-15, and PZ-2], in three truck rack area wells (GMW-4R, MW-9, and MW-15R), and in southeastern area wells GMW-O-16, GMW-O-18, and PZ-5.

The current distribution of TPH in groundwater (Figure 6) was compared with the TPH plumes interpreted based upon analytical data collected during the Fall 2021 sampling event. TPH-impacted groundwater is present in the same general areas, but is not as extensive due to declining concentrations and wells where TPH were not detected. The large TPH plume covering most of the Site (interpreted from the Fall 2021 data) is now shown generally as two main plumes with small, discrete outliers. The smaller eastern and southeastern off-Site plumes are in the same general

areas as shown in the Fall 2021 report (SGI/Apex, 2022), but the eastern off-Site plume does not extend as far to the east (TPH not detected [<100 µg/L] in GMW-67 or GMW-69).

4.1.2 Benzene

The distribution of dissolved benzene is shown on Figure 7. During this sampling event, benzene was reported in 14 of the 123 sampled wells. Analytical results for benzene in groundwater samples collected during this semiannual event ranged from non-detect (<0.50 µg/L) in many of the wells to 130 µg/L in southern off-Site well MW-O-2. Benzene was reported at historical lows in GMW-68 (110 µg/L), TF-15 (3.8 µg/L), and TF-17R (3.8 µg/L). In the majority (~97 percent) of the samples, benzene was either not detected or the reported concentrations were at or near historical lows. The dissolved benzene plumes remain within the historical lateral limits and the distribution of dissolved benzene is similar to the distribution seen during recent sampling events, as discussed below.

Benzene was detected in tank farm area wells GMW-7 (59 µg/L), GMW-47 (5.2 and 6.8 µg/L), PZ-3 (0.55 µg/L), TF-15 (3.8 µg/L), TF-17R (3.8 µg/L), and TF-18 (1.2 µg/L); in south-central wells GMW-10 (8.7 and 9.9 µg/L), MW-O-2 (130 µg/L), and MW-SF-6 (0.68 µg/L), and; in eastern off-Site wells GMW-62 (25 µg/L), GMW-67 (2.5 µg/L), and GMW-68 (110 µg/L); and in the southeastern corner in GMW-36 (0.99 µg/L) and GMW-O-18 (0.57 µg/L).

Benzene was not detected at or above laboratory reporting limits in the samples collected from the Exposition Aquifer wells during the second semiannual 2022 sampling event.

Comparison of Current Conditions with Data Collected During the First Semiannual 2022 Sampling Event

Since the first semiannual 2022 sampling event (Jacobs, 2022), benzene concentrations increased in seven wells and decreased in eight wells. Benzene increased from non-detect (<0.50 µg/L) in five wells (GMW-10, GMW-36, GMW- O-18, PZ-3, and TF-18), and decreased to non-detect (<0.50 µg/L) in GMW-19.

The current distribution of benzene in groundwater, shown on Figure 7, was compared with the benzene plumes interpreted based upon data collected in May 2022. The benzene plume in the tank farm area is interpreted as small, localized plumes; the current plume is generally not as extensive as in May 2022, but extends farther to the west due to benzene reported in TF-25. In the south-central area, the benzene plume is not as extensive, but benzene was reported in GMW-10 where it was not detected in May 2022. The benzene plume in the east-central area is very similar to May 2022. Two wells in the southeastern corner were reported to contain low concentrations of benzene; benzene was not reported in the southeastern corner in May 2022.

Comparison of Current Conditions with Data Collected During the Second Semiannual 2021 Sampling Event

Since the second semiannual 2021 sampling event in November 2021 (SGI/Apex, 2022), benzene concentrations increased by 10 percent or more in seven wells and decreased by 10 percent or more in 11 wells. Increases in benzene were noted in tank farm area wells GMW-7 and PZ-3, south-central wells GMW-10 and MW-SF-6, eastern off-Site wells GMW-62 and GMW-67, and

southeastern corner well GMW-36. Since the second semiannual 2021 sampling event, benzene decreased in eight tank farm area wells (GMW-17R, GMW-35R, GMW-47, GW-14R, TF-15, TF-16, TF-17R, and TF-18), in southern off-Site wells GMW-O-21 and MW-O-2, and in eastern off-Site well GMW-69.

The current distribution of benzene in groundwater (Figure 7) was compared with the benzene plumes interpreted based upon analytical data collected during the second semiannual 2021 sampling event. Benzene-impacted groundwater is present in the same general areas, but is not as extensive due to declining concentrations and wells where benzene was not detected. In the tank farm area, benzene-impacted groundwater is interpreted as four small, discrete plumes (instead of one larger plume in the central area of the Site). In the south-central area, benzene-impacted groundwater along the southern boundary is not as extensive, but note that benzene was reported in on-Site well GMW-10. Off Site to the east, benzene-impacted groundwater extends farther to the northeast (benzene reported in GMW-67), but does not extend as far to the southeast (benzene not detected in GMW-69). Benzene was not detected in the southeastern area in Fall 2021 but during the current event, low concentrations of benzene were reported in GMW-36 and GMW-O-18.

4.1.3 1,2-Dichloroethane

The distribution of dissolved 1,2-DCA is shown on Figure 8. During this sampling event, 1,2-DCA was reported in 12 of the 123 sampled wells. Analytical results for 1,2-DCA in groundwater samples collected during this semiannual event ranged from non-detect (<0.50 µg/L) in the majority of the wells to 9.7 µg/L reported in MW-20(MID). 1,2-DCA was reported in western off-Site wells WCW-6 (2.8 µg/L) and WCW-14 (0.79 µg/L) and in southern off-Site wells GMW-O-1 (0.57 µg/L), GMW-O-2 (1.0 µg/L), GMW-O-3 (0.66 µg/L), GMW-O-9 (0.67 µg/L), and GMW-O-10 (1.0 µg/L). 1,2-DCA was not detected in any other off-Site wells during this sampling event. Note that 1,2-DCA was reported in GMW-O-1 and GMW-O-2 for the first time since May 2005, in GMW-O-3 for the first time since August 1999, and in WCW-14 for the first time since November 1998. All concentrations were within the range of historical values. In the majority (~97 percent) of the samples, 1,2-DCA was either not detected or the reported concentrations were at or near historical lows. The current distribution of 1,2-DCA in groundwater is shown on Figure 8. Analytical results reflect a 1,2-DCA groundwater plume in the southwestern area of the Site that extends off Site to the northwest, a southern off-Site plume, and a separate, localized plume northwest of the Site at WCW-14.

1,2-DCA was not detected at or above laboratory reporting limits in samples collected from the Exposition Aquifer wells during the second semiannual 2022 sampling event.

As summarized in Appendix D and shown on Figure 8, 1,2-DCA concentrations in groundwater in the vicinity of the West Side Barrier and in the western off-Site area have remained consistently low since 2005. Pumping of the West Side Barrier wells was discontinued in August 2008; groundwater quality conditions in the area have been stable since then and will continue to be monitored.

Comparison of Current Conditions with Data Collected During the First Semiannual 2022 Sampling Event

Since the first semiannual 2022 sampling event (Jacobs, 2022), 1,2-DCA concentrations increased in nine wells [GMW-26, GMW-O-1, GMW-O-2, GMW-O-3, GMW-O-10, MW-19(MID), MW-20(MID), WCW-6, and WCW-14] and decreased in three wells [GMW-O-9, MW-6, and MW-21(MID)]. 1,2-DCA increased from non-detect (<0.50 µg/L) in six wells [GMW-26, GMW-O-1, GMW-O-2, GMW-O-3, GMW-O-10, and WCW-14]. Comparing the current distribution of 1,2-DCA with the distribution interpreted based upon first semiannual 2022 1,2-DCA data, the main 1,2-DCA plume is in the same general area, but extends further south; the southern off-Site plume increased from one to five wells with detectable 1,2-DCA, and a small, isolated plume is present at northwestern off-Site well WCW-14, where 1,2-DCA was not detected (<0.50 µg/L) in May 2022.

Comparison of Current Conditions with Data Collected During the Second Semiannual 2021 Sampling Event

Since the second semiannual 2021 sampling event in November 2021 (SGI, 2022), 1,2-DCA concentrations increased by 10 percent or more in eight wells and decreased by 10 percent or more in five wells. Increases in 1,2-DCA were noted on-Site monitoring wells GMW-26 and MW-20(MID); in southern off-Site wells GMW-O-1, GMW-O-2, GMW-O-3, and GMW-O-10; and in western off-Site wells WCW-6 and WCW-14. 1,2-DCA decreased in on-Site wells MW-6, MW-21(MID), and MW-22(MID); southern off-Site well GMW-O-9; and western off-Site well WCW-3.

The current distribution of 1,2-DCA in groundwater (Figure 8) was compared with the 1,2-DCA plumes interpreted based upon analytical data collected during the second semiannual 2021 sampling event. Off-Site to the south, 1,2-DCA-impacted groundwater appears more extensive and was reported in four additional wells. The on-Site 1,2-DCA plume extends farther south (1,2-DCA detected in GMW-26) but does not extend as far to the north [1,2-DCA not detected (<0.50 µg/L) in MW-22(MID)]. Off-Site to the west, 1,2-DCA was not detected (<0.50 µg/L) in WCW-3, but was detected farther northwest in WCW-14.

4.1.4 Methyl Tertiary-Butyl Ether

The distribution of dissolved MTBE is shown on Figure 9. During this sampling event, MTBE was reported in 17 of the 123 sampled wells. Analytical results for MTBE in groundwater samples collected during this semiannual event ranged from non-detect in many of the wells to 14 µg/L in southern off-Site well MW-O-2. MTBE was reported at the historical high in the duplicate sample from GMW-10 (1.2 µg/L), and at historical lows in MW-O-2 (14 µg/L) and PZ-5 (not detected [<0.50 µg/L] for the first time). In the majority (~99 percent) of the samples, MTBE was either not detected or the reported concentrations were at or near historical lows.

MTBE was reported in samples collected from EXP-2 (2.6 and 2.9 µg/L, respectively, in the split samples collected by SGI/Apex and Blaine Tech). During the May 2022 sampling event, MTBE was reported in Blaine Tech's sample from EXP-2 (1.9 µg/L), but was not detected (<1.2 µg/L) in SGI/Apex's sample. None of groundwater samples collected from the remaining Exposition Aquifer wells during the current sampling event were reported to contain MTBE.

The distribution of MTBE in groundwater, based upon the current analytical results, is shown on Figure 9. The distribution of dissolved MTBE is similar to the distribution seen during recent sampling events as discussed below.

Comparison of Current Conditions with Data Collected During the First Semiannual 2022 Sampling Event

Since the May 2022 sampling event (Jacobs, 2022), MTBE concentrations increased in 11 wells and decreased in 13 wells. MTBE increased from non-detect in six wells [GMW-10, GWR-1R, HL-3, MW-22(MID), MW-SF-13, and WCW-4] and decreased to non-detect in seven wells (GMW-4R, GMW-7, GMW-19, GMW-25, GMW-47, GMW-O-21, and PZ-5).

Comparing the current distribution of MTBE with the distribution interpreted based upon first semiannual 2022 MTBE data, MTBE in the south-central area does not extend as far off Site to the south (MTBE not detected in GMW-O-21) or to the east (MTBE not detected in GMW-4R), but extends further to the northeast (MTBE reported in GMW-10). MTBE was not detected in the southeastern corner (not detected in PZ-5), but MTBE was reported in northwestern off-Site well WCW-4. Dissolved MTBE is not as extensive in the tank farm area and was interpreted as small, isolated plumes at EXP-2, MW-20(MID), and MW-22(MID).

Comparison of Current Conditions with Data Collected During the Second Semiannual 2021 Sampling Event

Since the second semiannual 2022 sampling event in November 2021 (SGI/Apex, 2022), MTBE concentrations increased by 10 percent or more in nine wells and decreased by 10 percent or more in 12 wells. Increases in MTBE were noted in tank farm area well MW-22(MID) and in south-central area wells GMW-10, GMW-28, GWR-1R, HL-3, MW-22(MID), MW-SF-1, MW-SF-6, MW-SF-13, and MW-SF-15. Since November 2021, MTBE decreased in tank farm area wells EXP-2, GMW-7, and TF-23; in south-central on-Site wells GMW-4R, GMW-25, MW-18(MID), MW-21(MID), and PZ-2; southern off-Site wells GMW-O-21 and MW-O-2; and in southeastern off-Site wells GMW-O-16 and PZ-5.

The current distribution of MTBE in groundwater (Figure 9) was compared with the MTBE plumes interpreted based upon analytical data collected during the Fall 2021 sampling event. Similar to the Fall 2021 results, MTBE in the tank farm area was interpreted as discrete, localized plumes; MTBE was reported in three wells along the western border of the tank farm but was not reported in central tank farm wells. MTBE continues to be reported in western off-Site well WCW-4. The south-central MTBE plume is in the same general area, but does not extend as far off-Site (MTBE not detected [<0.50 µg/L] in GMW-O-21 or on-Site to the east (MTBE not detected in GMW-4R). MTBE was not detected off-Site in the southeastern corner where MTBE was reported in GMW-O-18 and PZ-5 in Fall 2021.

4.1.5 Tertiary-Butyl Alcohol

The distribution of dissolved TBA is shown on Figure 10. During this sampling event, TBA was reported in 13 of the 123 sampled wells. Analytical results for TBA in groundwater samples collected during this sampling event ranged from non-detect (<10 µg/L) in the majority of the wells to

6,300 µg/L reported in the primary sample collected from southeastern off-Site well PZ-5. TBA was reported at historical lows in MW-SF-6 (12 µg/L) and PZ-5 (6,200 µg/L in the duplicate sample). In the majority (~98 percent) of the samples, TBA was either not detected or the reported concentrations were at or near historical lows. The distribution of TBA in groundwater, based upon the current analytical results, is shown on Figure 10. The distribution of dissolved TBA is similar to the distribution reported during recent sampling events as discussed below.

TBA was not detected at or above laboratory reporting limits in the samples collected from Exposition Aquifer wells during the current sampling event.

Based upon the analytical results for the Fall 2022 sampling event, several areas of the Site are impacted by TBA. As shown on Figure 10, dissolved TBA plumes were interpreted in the south-central area and in the southeastern corner. Smaller, isolated plumes were interpreted at tank farm area wells GMW-7, GMW-47, MW-19(MID), MW-20(MID), MW-22(MID), MW-27, and TF-17R.

Comparison of Current Conditions with Data Collected During the First Semiannual 2022 Sampling Event

Since the May 2022 sampling event (Jacobs, 2022), TBA concentrations increased in five wells and decreased in eight wells. TBA increased from non-detect in five wells [GMW-7, MW-18(MID), MW-19(MID), MW-22(MID), and MW-27] and decreased to non-detect in MW-15R.

TBA in the tank farm area is interpreted as discrete, localized plumes; TBA was reported in five tank farm wells that were non-detect in May 2022 [GMW-7, MW-19(MID), MW-22(MID), MW-27, and TF-17R]. In the south-central area, the main TBA plume does not appear to extend as far off-Site to the southwest (note that the southwestern extent of TBA-impacted groundwater in this area was not fully determined because GMW-O-11, GMW-O-20, and GMW-O-23 were not sampled during the current sampling event). The TBA plume in the southeastern corner is in the same general area.

Comparison of Current Conditions with Data Collected During the Second Semiannual 2021 Sampling Event

Since the November 2021 sampling event (SGI/Apex, 2022), TBA concentrations increased by 10 percent or more in five wells and decreased by 10 percent or more in 10 wells. Increases in TBA were noted in tank farm area wells MW-22(MID) and MW-27, and in south-central area wells MW-18(MID), MW-19(MID), and MW-SF-15. TBA decreased by more than 10 percent since November 2021 in tank farm area wells GMW-7, GMW-35R, GMW-47, GW-14R, and TF-23; in south-central area on-Site well MW-SF-6, southern off-Site wells GMW-O-21 and MW-O-2, and in southeastern area off-Site wells GMW-O-18 and PZ-5.

The current distribution of TBA in groundwater (Figure 10) was compared with the TBA plumes interpreted based upon analytical data collected during the Fall 2021 sampling event. In general, TBA-impacted groundwater is not as extensive as in November 2021. In the tank farm area, TBA is interpreted as several small localized plumes (compared with the large plume in November 2021 that covered the majority of containment area for former Tank 80008). The south-central TBA plume does not extend as far to the south (TBA not detected [<10 µg/L] in off-Site well GMW-O-21), but

extends farther to the northwest [TBA reported in on-Site well MW-18(MID)]. The southeastern off-Site TBA plume is in the same general area but concentrations have declined significantly.

4.1.6 Other Fuel Oxygenates

Pursuant to the RWQCB's request in March 2009, analysis for other fuel oxygenates including DIPE, ETBE, and TAME in accordance with EPA Method 8260B was included in the second semiannual 2022 sampling event. DIPE was reported in 12 of the 123 sampled wells and ETBE was reported in one well. Analytical results for DIPE in groundwater samples collected during this semiannual event ranged from non-detect in the majority of the wells to 54 µg/L in MW-SF-15. ETBE was reported in southeastern off-Site well PZ-5 (1.2 µg/L in both the primary and duplicate samples). TAME was not detected in any of the groundwater samples analyzed during the current sampling event.

Since May 2022 (Jacobs, 2022), DIPE increased in six wells and decreased in seven wells. DIPE increased from non-detect in five wells [GMW-25, GMW-26, GMW-28, MW-18(MID), and MW-SF-13] and decreased to non-detect in GMW-O-21. ETBE increased from non-detect in PZ-5. DIPE was reported at the historical high in GMW-25 (1.5 µg/L).

4.2 Quality Assurance/Quality Control

During the second semiannual groundwater sampling event, quality assurance/quality control procedures were conducted in accordance with the revised groundwater sampling and analysis plans (Parsons Corporation, 2013 and CH2M, 2013).

American Analytics and Alpha did not report any significant quality assurance/quality control issues with the analytical work performed as part of the Fall 2022 semiannual event. A total of 14 duplicate groundwater samples, three split samples, 16 trip blanks, and 16 equipment blanks were submitted for analysis. Analytical results for duplicate and split groundwater samples and trip/equipment blanks are summarized in Table 6 and Table 7, respectively. Results for duplicate and split samples were comparable with the results reported for the primary samples. With the exception of acetone (a common laboratory contaminant), the trip blank samples were non-detect for all analytes. Eight of the 16 equipment blank samples were non-detect for all analytes. Neglecting the reported low concentrations of acetone, four equipment blank samples were reported to contain detectable concentrations of TPHg, TPHd, and/or TBA.

Both laboratories were contacted to determine whether there were any laboratory issues that may have contributed to the detections reported in equipment blank samples. The laboratories did not find any issues with their procedures and operations that may have contributed to the results for the equipment blank samples.

Equipment blank samples are collected to evaluate the effectiveness of decontamination procedures used during sample collection and trip blanks are analyzed to evaluate potential effects associated with handling and transportation of samples. To assess whether the presence TPHg, TPHd, and TBA reported in equipment blank samples may have affected the concentrations of these compounds reported in groundwater samples, the analytical results for groundwater samples

associated with these equipment blanks were reviewed along with the historical results. Note that the reported presence of acetone was not evaluated because acetone is not a contaminant of concern at DFSP Norwalk and is also a common laboratory contaminant.

Based upon our evaluation, the reported presence of TPHg, TPHd, and/or TBA in some of the equipment blank samples did not result in cross-contamination affecting the analytical results of subsequent groundwater samples. Where reported, all concentrations were within the range of historical concentrations or were historically low concentrations.

4.3 Water Disposal

Purged groundwater from DLA sampling activities (approximately 170 gallons) was treated at DLA's on-Site remediation system located in the northern portion of the Site and discharged to the industrial sewer under Los Angeles County Sanitation Districts Permit No. 22453.

Because Kinder Morgan's groundwater extraction system was suspended in February 2021, purged groundwater extracted by Blaine Tech (approximately 100 gallons) was contained in 55-gallon drums and, following waste profiling, was classified and disposed at Patriot Environmental Services in Anaheim, California (Appendix F).

4.4 Health and Safety

Field activities were conducted in accordance with the Site-specific health and safety plans. The health and safety plans include protocol for safe work practices during the field portion of the project. Personnel working at the Site were required to read, sign, and adhere to the health and safety plans. The health and safety plans were in effect throughout the monitoring event.

5.0 SUMMARY

This section presents a summary of findings, data evaluation, and recommendations, if warranted, associated with the second semiannual 2022 groundwater monitoring and sampling event conducted at the DFSP Norwalk. During the second semiannual 2022 event, liquid levels were gauged in 177 monitoring wells and groundwater samples were collected from 123 wells. Including duplicate, split, and confirmation samples, a total of 140 groundwater samples were analyzed.

5.1 Groundwater Elevation and Gradient Conditions

Based upon the gauging results, groundwater elevations in the uppermost groundwater zone (excluding wells containing measurable floating product) ranged from 35.81 to 44.83 feet above MSL. Localized groundwater depressions were interpreted near former Tank 80002, northwest of former Tank 80006, east of former Tank 80008, in the vicinity of monitoring wells GMW-3, GMW-14R, and GMW-60, and along the southern border of the Site at MW-O-2. Groundwater mounding was indicated between former Tanks 80006 and 80013 along the eastern border in the vicinity of monitoring wells GMW-61, GW-15, and MW-17, in the southern tank farm in the vicinity of monitoring well MW-15R, and in the southeastern corner of the Site at monitoring well GMW-36. Off-Site to the west, groundwater gradients were westward (northwest to southwest) ranging from 0.002 ft/ft to 0.004 ft/ft.

Groundwater elevations in the Exposition Aquifer wells ranged from 16.81 to 17.24 feet above MSL. The groundwater gradient in the Exposition Aquifer was toward the northwest beneath the Site and off-Site at 0.0001 ft/ft to 0.0002 ft/ft, toward the northwest southeast of the Site at 0.0003 ft/ft, and toward the southeast northwest of the Site at 0.0003 ft/ft.

5.2 Distribution of Floating Product

During this semiannual monitoring event, floating product was measured or observed in four of the 177 wells that were gauged:

- North-central area: TFR-22, and
- South-central area: GMW-23, GMW-29, and GMW-30.

Floating product present on groundwater during this monitoring event ranged from 0.23 foot, measured thickness, in GMW-30 to 7.23 feet, measured thickness, in GMW-23.

5.3 Dissolved-Phase Constituents

5.3.1 Total Petroleum Hydrocarbons

TPHg were reported in 14 of the 123 sampled wells at concentrations ranging up to 4,300 µg/L in east-central area off-Site well GMW-62. TPHg were not reported in samples collected from the Exposition Aquifer wells during this sampling event. TPHg were reported at historical highs in TF-15

and TF-23, and at historical lows in five wells (GMW-45, GMW-68, MW-SF-6, TF-17R, and TF-18). This is the first time TPHg were not detected in GMW-45 and TF-18.

TPHd were reported in 49 of the 123 sampled wells at concentrations ranging up to 110,000 µg/L in tank farm area well TF-23. TPHd were reported in the samples collected by Blaine Tech from Exposition Aquifer wells EXP-1 (110 µg/L) and EXP-3 (52 µg/L). Note that TPHd were not detected at or above the 100-µg/L laboratory reporting limit in the samples collected SGI/Apex. TPHd were reported at historical highs in four wells (GMW-31, GMW-58, GMW-68, and TF-23) and were reported at historical lows in 11 wells (GMW-10, GMW-12, GMW-18, GMW-25, GMW-36, GMW-59, PZ-5, TF-15, TF-17R, TF-18, and TF-24). This is the first time TPHd were not detected in GMW-59, the first time since November 1996 TPHd were not detected in GMW-12, and the first time since May 1999 TPHd were not detected in GMW-36.

5.3.2 Benzene

Benzene was reported in 14 of the 123 sampled wells. Benzene concentrations ranged from non-detect (<0.50 µg/L) in many of the wells to 130 µg/L in southern off-Site well MW-O-2. Benzene was not detected in any of the Exposition Aquifer wells during this sampling event. Benzene was reported at historical lows in GMW-68, TF-15, and TF-17R).

5.3.3 1,2-Dichloroethane

1,2-DCA was reported in 12 of the 123 sampled wells. 1,2-DCA concentrations ranged from non-detect (<0.50 µg/L) in the majority of the wells to 9.7 µg/L reported in MW-20(MID). 1,2-DCA was reported in western off-Site wells WCW-6 and WCW-14, and in southern off-Site well GMW-O-1, GMW-O-2, GMW-O-3, GMW-O-9, GMW-O-10. 1,2-DCA was not detected in any other off-Site wells during this sampling event. 1,2-DCA was not detected in any of the Exposition Aquifer wells during this sampling event.

5.3.4 Methyl Tertiary-Butyl Ether

MTBE was reported in 17 of the 123 sampled wells. Concentrations of MTBE ranged from non-detect in many of the wells to 14 µg/L reported in southern off-Site well MW-O-2. MTBE was reported in western off-Site well WCW-4 and southern off-Site well MW-O-2. MTBE was also reported in one of the Exposition Aquifer wells during this sampling event (2.6 µg/L and 2.9 µg/L in EXP-2). MTBE was reported at the historical high in GMW-10, and was reported at historical lows in MW-O-2 and PZ-5. This is the first time MTBE was not detected in PZ-5.

5.3.5 Tertiary-Butyl Alcohol

TBA was reported in 13 of the 123 sampled wells. Concentrations of TBA ranged from non-detect (<10 µg/L) in the majority of the wells to 6,300 µg/L in southeastern off-Site well PZ-5. TBA was not detected in any of the Exposition Aquifer wells during this sampling event. TBA was reported at historical lows in MW-SF-6 and PZ-5.

5.3.6 Other Fuel Oxygenates

Groundwater samples collected during the Fall 2021 sampling event were analyzed for additional fuel oxygenates including ETBE, TAME, and DIPE. DIPE was reported in 12 of the 123 sampled wells and ETBE was reported in one well. Analytical results for DIPE in groundwater samples collected during this semiannual event ranged from non-detect in the majority of the wells to 54 µg/L in MW-SF-15. ETBE was reported in southeastern off-Site well PZ-5 (1.2 µg/L). TAME was not detected in any of the groundwater samples collected during the current sampling event. DIPE was reported at the historical high in GMW-25.

6.0 LIMITATIONS

This document was prepared for the exclusive use of the DLA and the RWQCB for the express purpose of complying with a client- or regulatory directive for environmental investigation or restoration. The presented findings and recommendations in this report are intended to be taken in their entirety to assist DLA and RWQCB personnel in applying their own professional judgment in making decisions related to the property. SGI/Apex and DLA must approve any re-use of this work product in whole or in part for a different purpose or by others in writing. If any such unauthorized use occurs, it shall be at the user's sole risk without liability to SGI/Apex or DLA. To the extent that this report is based on information provided to SGI/Apex by third parties, including DLA, their direct contractors, previous workers, and other stakeholders, SGI/Apex cannot guarantee the completeness or accuracy of this information, even where efforts were made to verify third-party information.

SGI/Apex has exercised professional judgment to collect and present findings and opinions of a scientific and technical nature. The opinions expressed are based on the conditions of the Site existing at the time of the field investigation, current regulatory requirements, and any specified assumptions. SGI/Apex cannot provide conclusions on environmental conditions outside the completed scope of work. SGI/Apex cannot guarantee that future conditions will not change and affect the validity of the presented conclusions and recommended work. No warranty or guarantee, whether expressed or implied, is made with respect to the data or the reported findings, observations, conclusions, and recommendations.

7.0 REFERENCES

(State of) California Department of Water Resources. 1961. *Planned Utilization of the Ground Water Basins of the Coastal Plain of Los Angeles County, Appendix A, Groundwater Geology, Bulletin 104*. June.

CH2M Hill Engineers, Inc. (CH2M). 2013. *Revised Ground Water Sampling and Analysis Plan, SFPP Norwalk Pump Station, 15306 Norwalk Boulevard, Norwalk, California*. May 30.

Jacobs Engineering Group, Inc. 2022. *First Semiannual 2022 Groundwater Monitoring Report, Defense Fuel Support Point Norwalk, California*. July.

Parsons Corporation. 2013. *Revised Groundwater Sampling and Analysis Plan, Defense Fuel Support Point Norwalk, 15306 Norwalk Boulevard, Norwalk, California*. September 17.

Regional Water Quality Control Board, Los Angeles Region (RWQCB). 2013a. Letter dated June 27, 2013, to Mr. Steve Defibaugh, Kinder Morgan Energy Partners; Approval of Revised Groundwater Sampling and Analysis Plan, Defense Fuel Support Point Norwalk, 15306 Norwalk Boulevard, Norwalk, California (SCP No. 0286B, Site No. 204DM00).

RWQCB. 2013b. Letter dated October 23, 2013, to Mr. John O'Donovan, DLA Installation Support - Energy; Approval of Revised Groundwater Sampling and Analysis Plan, Defense Fuel Support Point Norwalk, 15306 Norwalk Boulevard, Norwalk, California (SCP No. 0286A, Site ID No. 16638).

The Source Group, Inc., a wholly owned subsidiary of Apex Companies, LLC (SGI/Apex). 2021. *FINAL Uniform Federal Policy Quality Assurance Project Plan, Environmental Services – California, Defense Fuel Support Point Norwalk, Norwalk, California 90650*. October 28.

SGI/Apex. 2022. *Second Semiannual 2021 Groundwater Monitoring and Sampling Report, Defense Fuel Support Point Norwalk, 15306 Norwalk Boulevard, Norwalk, California 90650*. January 24.

FIGURES

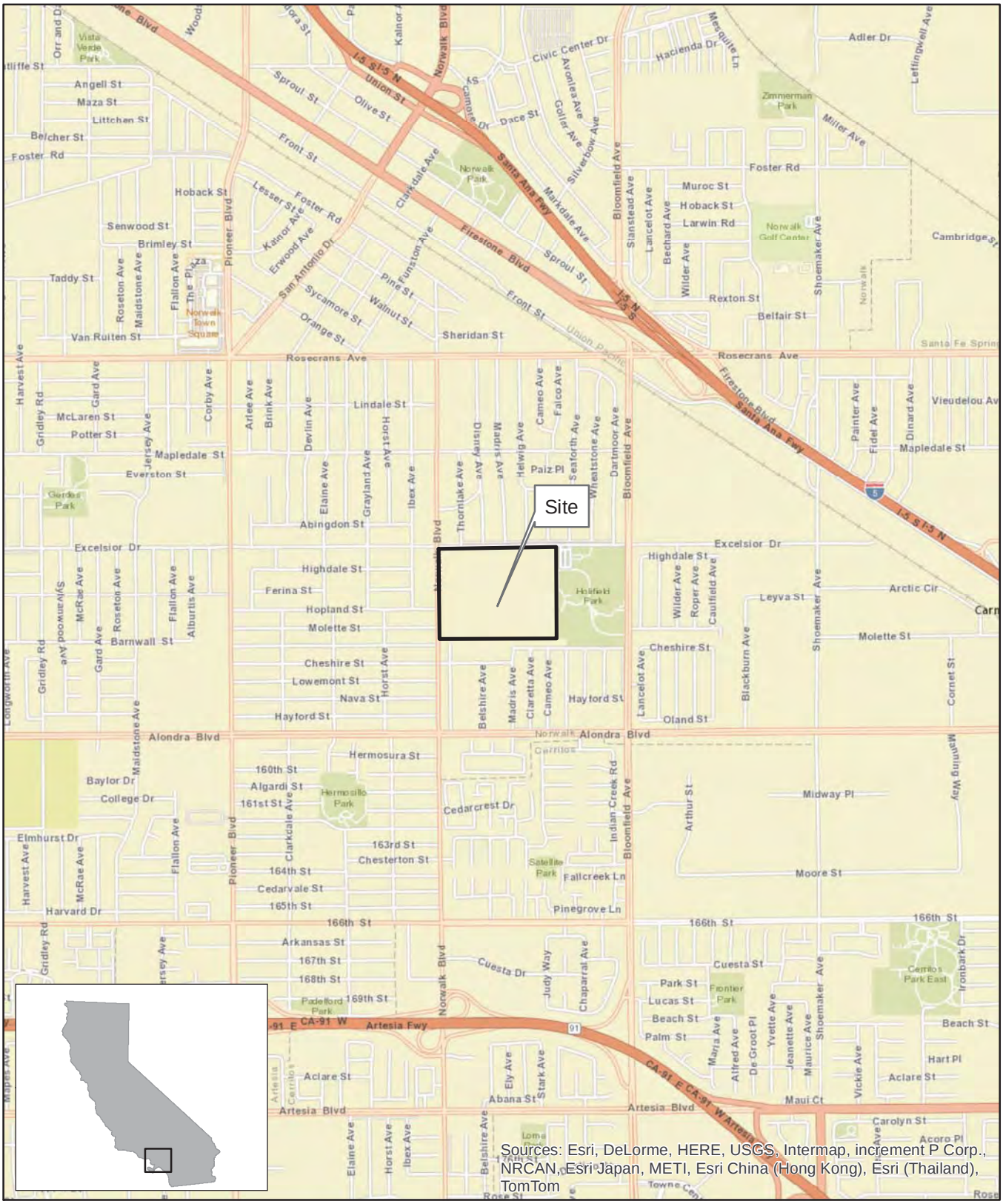

SOURCE: ESRI 7.5 MINUTE TOPOGRAPHIC MAP. http://resources.esri.com/arcgisonlineservices	PROJECT NO.: 04-NDLA-001	DATE: 5/28/2014	DR.BY: JK	APP.BY: PP	SCALE= 1:24,000 0 1,000 2,000 4,000 Feet	N

SGI environmental THE SOURCE GROUP, INC.
1962 FREEMAN AVENUE
SIGNAL HILL, CA 90755
(562) 597-1055

DEFENSE FUEL SUPPORT POINT NORWALK
15306 NORWALK BOULEVARD
NORWALK, CALIFORNIA

SITE LOCATION MAP

FIGURE **1**

Document Name: Fig-1 Norwalk Site Location Map

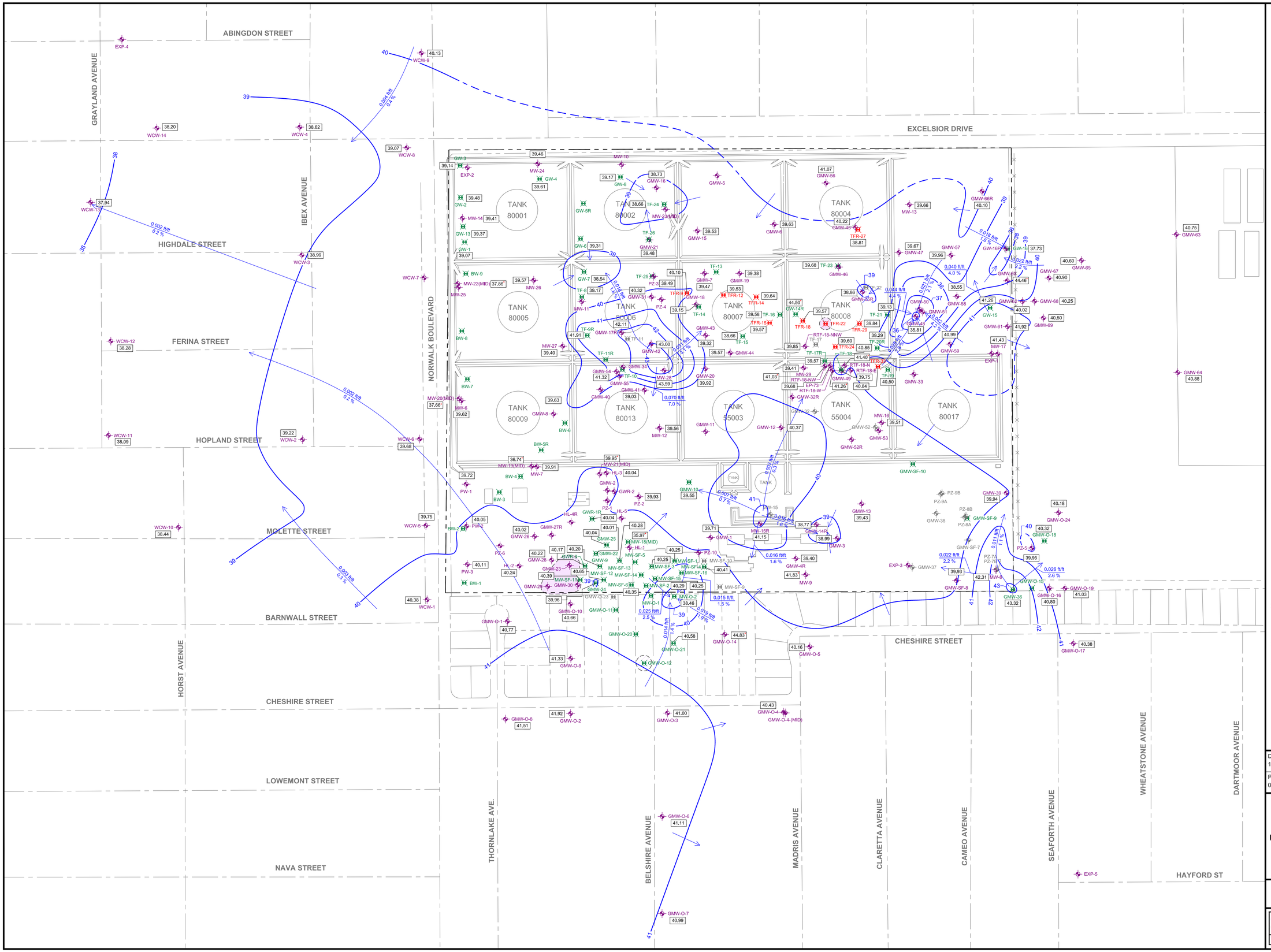

EXPLANATION:

- FORMER ABOVEGROUND STORAGE TANKS
- DFSP NORWALK BORDER
- WCW-14 — GROUNDWATER MONITORING WELL
- TFR-33 — TOTAL FLUIDS RECOVERY WELL
- GMW-14 — WELLS SHOWN IN GREY HAVE BEEN DECOMMISSIONED
- TF-26 — EXTRACTION WELL USED FOR VAPOR, GROUNDWATER, TOTAL FLUIDS, OR FLOATING PRODUCT EXTRACTION
- 39.38 — GROUNDWATER ELEVATION IN FEET ABOVE MEAN SEA LEVEL MEASURED OCTOBER 31-NOVEMBER 2, 2022
- * — ASTERISK INDICATES DATA NOT USED TO DEVELOP THIS EQUIPOTENTIAL MAP
- 39 — LINE OF EQUAL GROUNDWATER ELEVATION (REFERENCE = MEAN SEA LEVEL) DASHED WHERE INFERRED CONTOUR INTERVAL = 1.0 FOOT
- 0.002 ft/ft 0.2 % — GROUNDWATER GRADIENT DIRECTION WITH GRADIENT IN FEET PER FOOT (ft/ft) AND PERCENT; DASHED WHERE INFERRED
- ESTIMATED EXTENT OF MEASURABLE LIGHT NONAQUEOUS PHASE LIQUID (LNAPL, FLOATING PRODUCT) ON GROUNDWATER REFER TO FIGURE 3 OR TABLE 2 FOR MEASURED THICKNESSES
- MONITORING WELL GMW-O-12 WAS INACCESSIBLE AND COULD NOT BE GAUGED; THE PRESENCE OF FLOATING PRODUCT IS INFERRED BASED UPON HISTORICAL DATA

NOTES:

1. GROUNDWATER ELEVATIONS AND INTERPRETED PRODUCT EXTENT ARE BASED ON DATA COLLECTED BY SGI & BLAINE TECH ON NOVEMBER 1-3, 2021.
2. DLA ENERGY'S AND SFPP'S REMEDIATION SYSTEMS WERE SHUT DOWN APPROXIMATELY ONE WEEK PRIOR TO COLLECTING FLUID LEVEL MEASUREMENTS IN OCTOBER/NOVEMBER 2020.
3. WELLS SCREENED IN THE EXPOSITION AQUIFER OR NEAR THE BOTTOM OF THE UPPERMOST AQUIFER ARE NOT USED IN CONTOURING.

SURVEY NOTES:

1. BASE MAP PREPARED FROM DATA PROVIDED BY FLUOR DANIEL GTI, DULIN & BOYNTON, GEOMATRIX, AND PARSONS
2. EXCEPT AS NOTED BELOW, WELL LOCATIONS SURVEYED BY DULIN & BOYNTON
3. LOCATIONS OF WELLS HL-1, HL-3, AND HL-4 BASED ON FIELD MEASUREMENTS BY FLUOR DANIEL GTI AND WOODWARD-CLYDE

0 120 240
APPROXIMATE SCALE IN FEET

DATE: 11/2022	FILE NAME: DFSP-Norwalk-SE2-22.dwg
PROJECT No.: 091-NOR-001	CONTRACT: SPE603-20-D-5008

GROUNDWATER EQUIPOTENTIAL AND GRADIENT MAP UPPERMOST GROUNDWATER ZONE SECOND SEMIANNUAL 2022 MONITORING EVENT

DFSP NORWALK
15306 NORWALK BOULEVARD
NORWALK, CALIFORNIA

SGI environmental | APEX

FIGURE 2

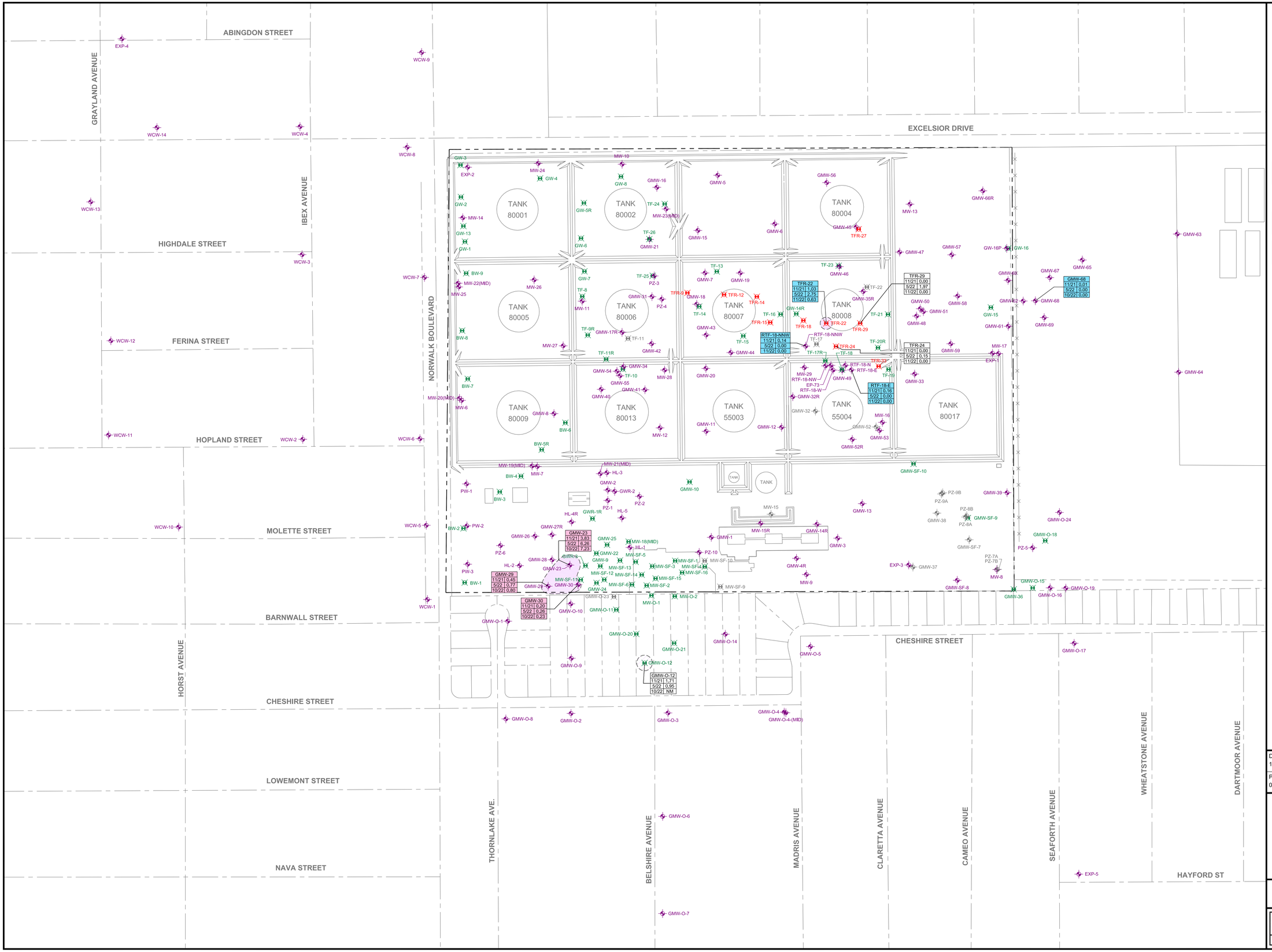

EXPLANATION:

- FORMER ABOVEGROUND STORAGE TANKS
- DFSP NORWALK BORDER
- WCW-14 — GROUNDWATER MONITORING WELL
- TFR-33 — TOTAL FLUIDS RECOVERY WELL
- GMW-14 — WELLS SHOWN IN GREY HAVE BEEN DECOMMISSIONED
- TF-26 — EXTRACTION WELL USED FOR VAPOR, GROUNDWATER, TOTAL FLUIDS, OR FLOATING PRODUCT EXTRACTION
- GMW-O-12 (11/21 1,71; 5/22 0,95; 10/31 NM) — MEASURED PRODUCT THICKNESS IN FEET FOR THE THREE MOST RECENT SEMIANNUAL EVENTS; WHERE THE DATABOX IS SHOWN IN WHITE, THE MEASURED THICKNESS HAS REMAINED SIMILAR (CHANGE IS LESS THAN 10%) AT THAT LOCATION SINCE THE FALL 2021 SEMIANNUAL MONITORING EVENT, OR THE DATASET SHOWN DOES NOT PROVIDE A BASIS FOR COMPARISON
- GMW-23 (11/21 3,83; 5/22 6,26; 10/22 7,23) — WHERE THE DATABOX IS SHOWN IN RED, THE MEASURED PRODUCT THICKNESS HAS INCREASED BY 10% OR MORE AT THAT LOCATION SINCE THE FALL 2021 SEMIANNUAL MONITORING EVENT
- TFR-22 (11/21 1,03; 5/22 2,75; 11/22 0,63) — WHERE THE DATABOX IS SHOWN IN BLUE, THE MEASURED PRODUCT THICKNESS HAS DECREASED BY 10% OR MORE AT THAT LOCATION SINCE THE FALL 2021 SEMIANNUAL MONITORING EVENT
- NM — NOT MEASURED
- ESTIMATED EXTENT OF MEASURABLE LIGHT NONAQUEOUS PHASE LIQUID (LNAPL, FLOATING PRODUCT) ON GROUNDWATER
- MONITORING WELL GMW-O-12 WAS INACCESSIBLE AND COULD NOT BE GAUGED; THE PRESENCE OF FLOATING PRODUCT IS INFERRED BASED UPON HISTORICAL DATA

SURVEY NOTES:

1. BASE MAP PREPARED FROM DATA PROVIDED BY FLUOR DANIEL GTI, DULIN & BOYNTON, GEOMATRIX, AND PARSONS
2. EXCEPT AS NOTED BELOW, WELL LOCATIONS SURVEYED BY DULIN & BOYNTON
3. LOCATIONS OF WELLS HL-1, HL-3, AND HL-4 BASED ON FIELD MEASUREMENTS BY FLUOR DANIEL GTI AND WOODWARD-CLYDE

0 120 240
APPROXIMATE SCALE IN FEET

DATE: 11/2022	FILE NAME: DFSP-Norwalk-SE2-22.dwg
PROJECT No.: 091-NOR-001	CONTRACT: SPE603-20-D-5008

DISTRIBUTION OF FLOATING PRODUCT ON GROUNDWATER SECOND SEMIANNUAL 2022 MONITORING EVENT

DFSP NORWALK
15306 NORWALK BOULEVARD
NORWALK, CALIFORNIA

SGI environmental | APEX

FIGURE 3

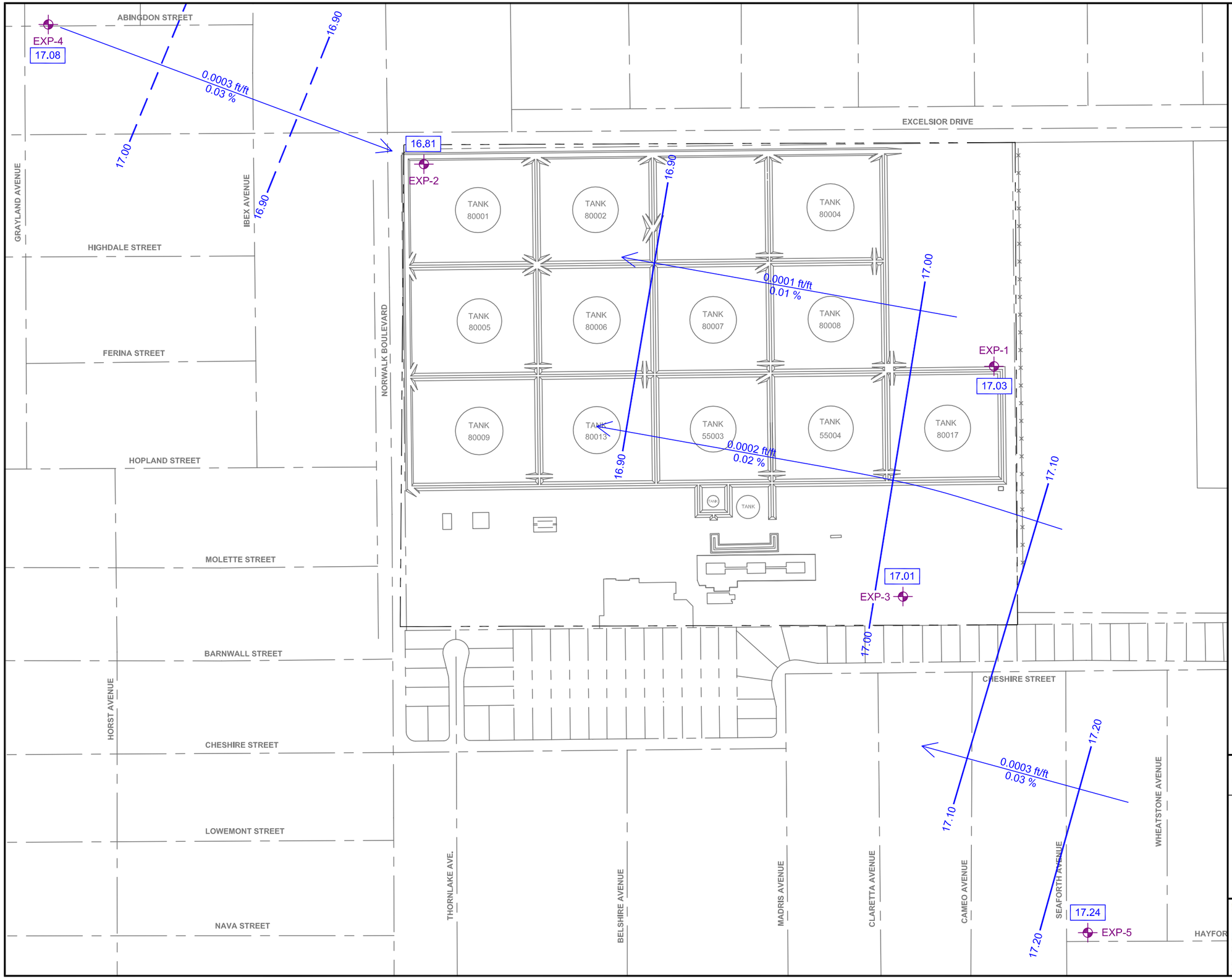

EXPLANATION:

- FORMER ABOVEGROUND STORAGE TANKS
- DFSP NORWALK BORDER
- EXP-5 — EXPOSITION AQUIFER MONITORING WELL
- 16.81 — GROUNDWATER ELEVATION IN FEET ABOVE MEAN SEA LEVEL (MSL) MEASURED OCTOBER 31, 2022
- 16.90 — GROUNDWATER EQUIPOTENTIAL LINE (REFERENCE = MEAN SEA LEVEL) CONTOUR INTERVAL = 0.10 FOOT DASHED WHERE INFERRED
- 0.0002 ft/ft, 0.02 % — GROUNDWATER GRADIENT DIRECTION IN FEET PER FOOT (ft/ft) AND PERCENT

NOTE:

MONITORING WELLS EXP-1, EXP-2, AND EXP-3 WERE GAUGED BY BOTH SGI AND BLAINE TECH. THIS MAP WAS GENERATED BASED UPON DATA COLLECTED BY BLAINE TECH.

0 250 500

APPROXIMATE SCALE IN FEET

N

DATE:	FILE NAME:	PROJECT No.:
01/2023	DFSP-Nrwlk-SE2-22B.DWG	091-NOR-001

GROUNDWATER EQUIPOTENTIAL AND GRADIENT MAP EXPOSITION AQUIFER OCTOBER 31, 2022

DFSP NORWALK
15306 NORWALK BOULEVARD
NORWALK, CALIFORNIA

SGI environmental | APEX

FIGURE 4

FIGURE 5 - HYDROGRAPH
Defense Fuel Support Point Norwalk
15306 Norwalk Boulevard, Norwalk, California

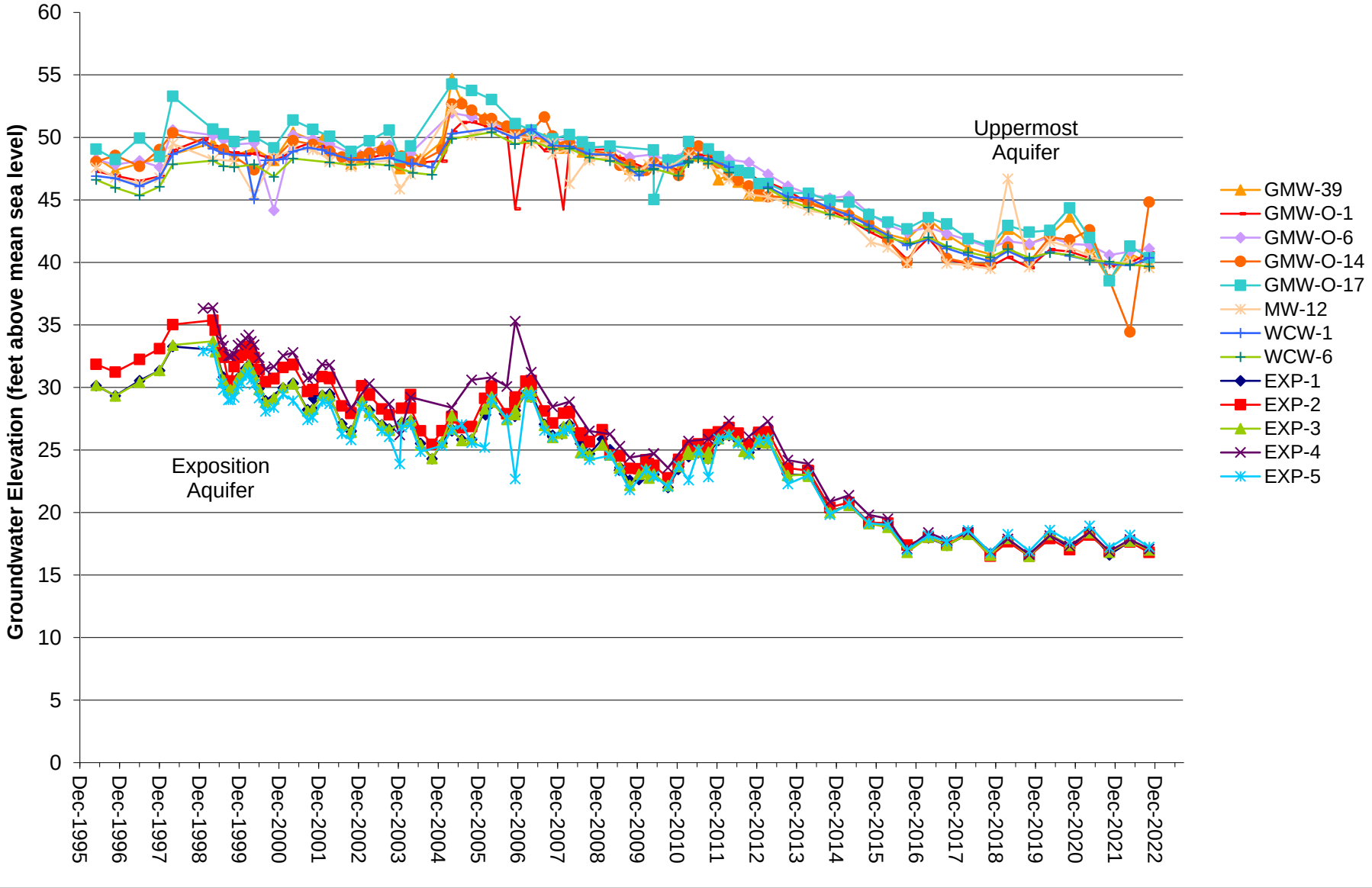

SGI/Apex

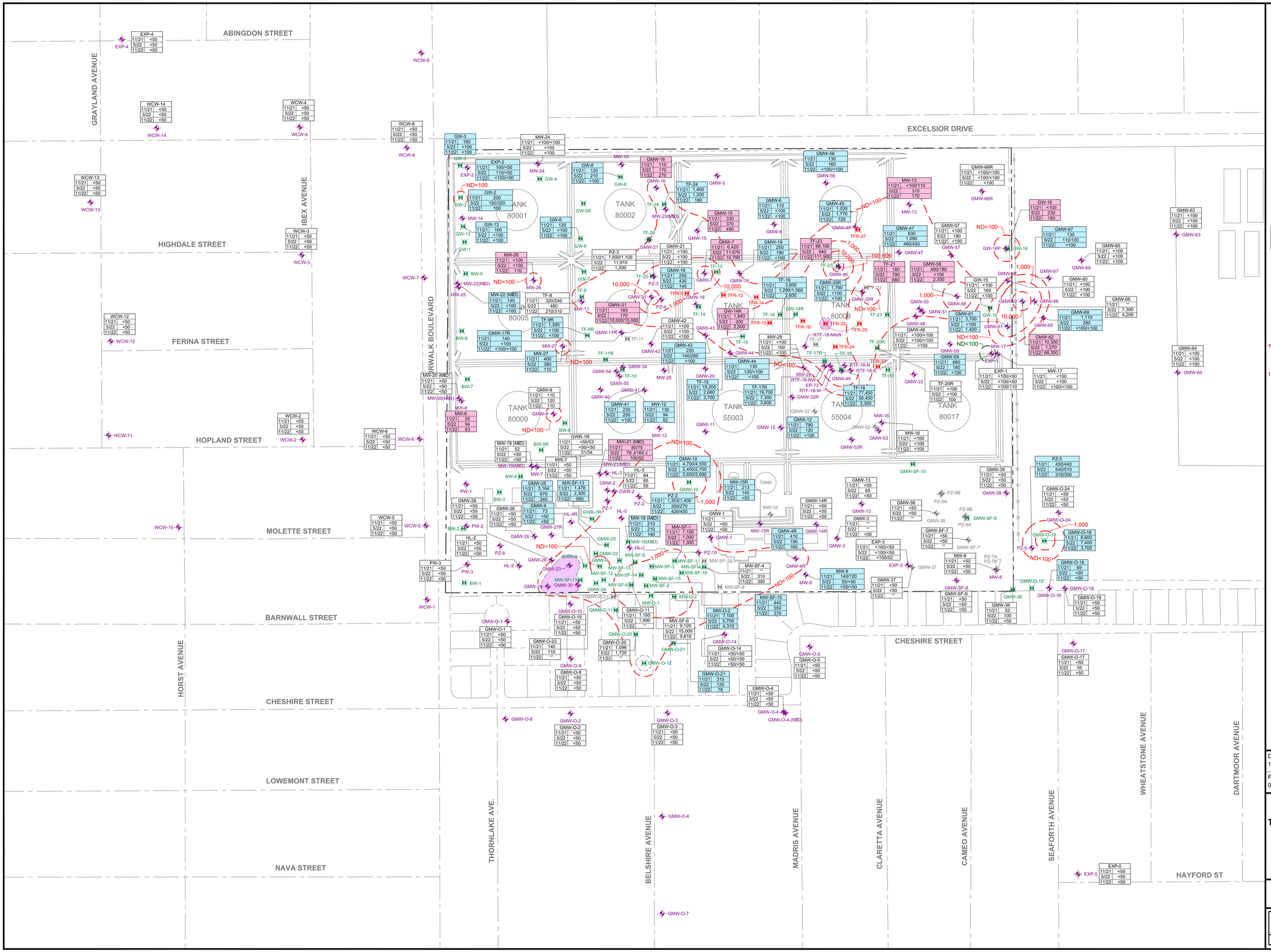

EXPLANATION:

- FORMER ABOVEGROUND STORAGE TANKS
- DFSP NORWALK BORDER
- WCW-14 — GROUNDWATER MONITORING WELL
- TFR-33 — TOTAL FLUIDS RECOVERY WELL
- GMW-14 — WELLS SHOWN IN GREY HAVE BEEN DECOMMISSIONED
- TF-26 — EXTRACTION WELL USED FOR VAPOR, GROUNDWATER, TOTAL FLUIDS, OR FLOATING PRODUCT EXTRACTION
- GMW-26 (11/21 <50; 5/22 <50; 11/22 <50) — TOTAL PETROLEUM HYDROCARBON (TPH) CONCENTRATIONS ARE THE SUMMATION OF TPH AS GASOLINE (TPHg) AND TPH AS DIESEL (TPHd) IN MICROGRAMS PER LITER (µg/L) FOR THE THREE MOST RECENT SEMIANNUAL EVENTS; WHERE THE DATABOX IS SHOWN IN WHITE, THE CONCENTRATION OF TPH HAS REMAINED SIMILAR (CONCENTRATION CHANGE IS LESS THAN 10%) AT THAT LOCATION SINCE THE FALL 2021 SEMIANNUAL MONITORING EVENT, OR THE DATASET SHOWN DOES NOT PROVIDE A BASIS FOR COMPARISON
- GMW-15 (11/21 330; 5/22 370; 11/22 490) — WHERE THE DATABOX IS SHOWN IN RED, THE CONCENTRATION OF TPH HAS INCREASED BY 10% OR MORE AT THAT LOCATION SINCE THE FALL 2021 SEMIANNUAL MONITORING EVENT
- GMW-25 (11/21 3,164; 5/22 970; 11/22 340) — WHERE THE DATABOX IS SHOWN IN BLUE, THE CONCENTRATION OF TPH HAS DECREASED BY 10% OR MORE AT THAT LOCATION SINCE THE FALL 2021 SEMIANNUAL MONITORING EVENT
- <100 — NOT DETECTED AT OR ABOVE THE INDICATED LABORATORY REPORTING LIMIT
- -- — NOT SAMPLED / NOT ANALYZED
- <100/<100 — TWO CONCENTRATIONS ARE SHOWN WHERE DUPLICATE SAMPLES WERE ANALYZED
- J — ESTIMATED CONCENTRATION
- ND<100 — ESTIMATED EXTENT OF DISSOLVED TPH IN GROUNDWATER (UPPERMOST AQUIFER) DETECTED AT CONCENTRATIONS ABOVE 100 MICROGRAMS PER LITER (µg/L)
- 1,000 — LINE OF EQUAL TPH CONCENTRATION IN GROUNDWATER (UPPERMOST AQUIFER)
- ND — DATA FOR THE DEEPER EXPOSITION AQUIFER ARE CONTOURED IN GREEN
- ESTIMATED EXTENT OF MEASURABLE LIGHT NONAQUEOUS PHASE LIQUID (LNAPL, FLOATING PRODUCT) ON GROUNDWATER REFER TO FIGURE 3 OR TABLE 2 FOR MEASURED THICKNESSES
- MONITORING WELL GMW-O-12 WAS INACESSIBLE AND COULD NOT BE GAUGED; THE PRESENCE OF FLOATING PRODUCT IS INFERRED BASED UPON HISTORICAL DATA

SURVEY NOTES:

1. BASE MAP PREPARED FROM DATA PROVIDED BY FLUOR DANIEL GTI, DULIN & BOYNTON, GEOMATRIX, AND PARSONS
2. EXCEPT AS NOTED BELOW, WELL LOCATIONS SURVEYED BY DULIN & BOYNTON
3. LOCATIONS OF WELLS HL-1, HL-3, AND HL-4 BASED ON FIELD MEASUREMENTS BY FLUOR DANIEL GTI AND WOODWARD-CLYDE

0 120 240
APPROXIMATE SCALE IN FEET

DATE:	FILE NAME:
11/2022	DFSP-Norwalk-SE2-22.dwg
PROJECT No.: 091-NOR-001	CONTRACT: SPE603-20-D-5008

TOTAL PETROLEUM HYDROCARBONS IN GROUNDWATER SECOND SEMIANNUAL 2022 SAMPLING EVENT

DFSP NORWALK
15306 NORWALK BOULEVARD
NORWALK, CALIFORNIA

SGI environmental | APEX

FIGURE 6

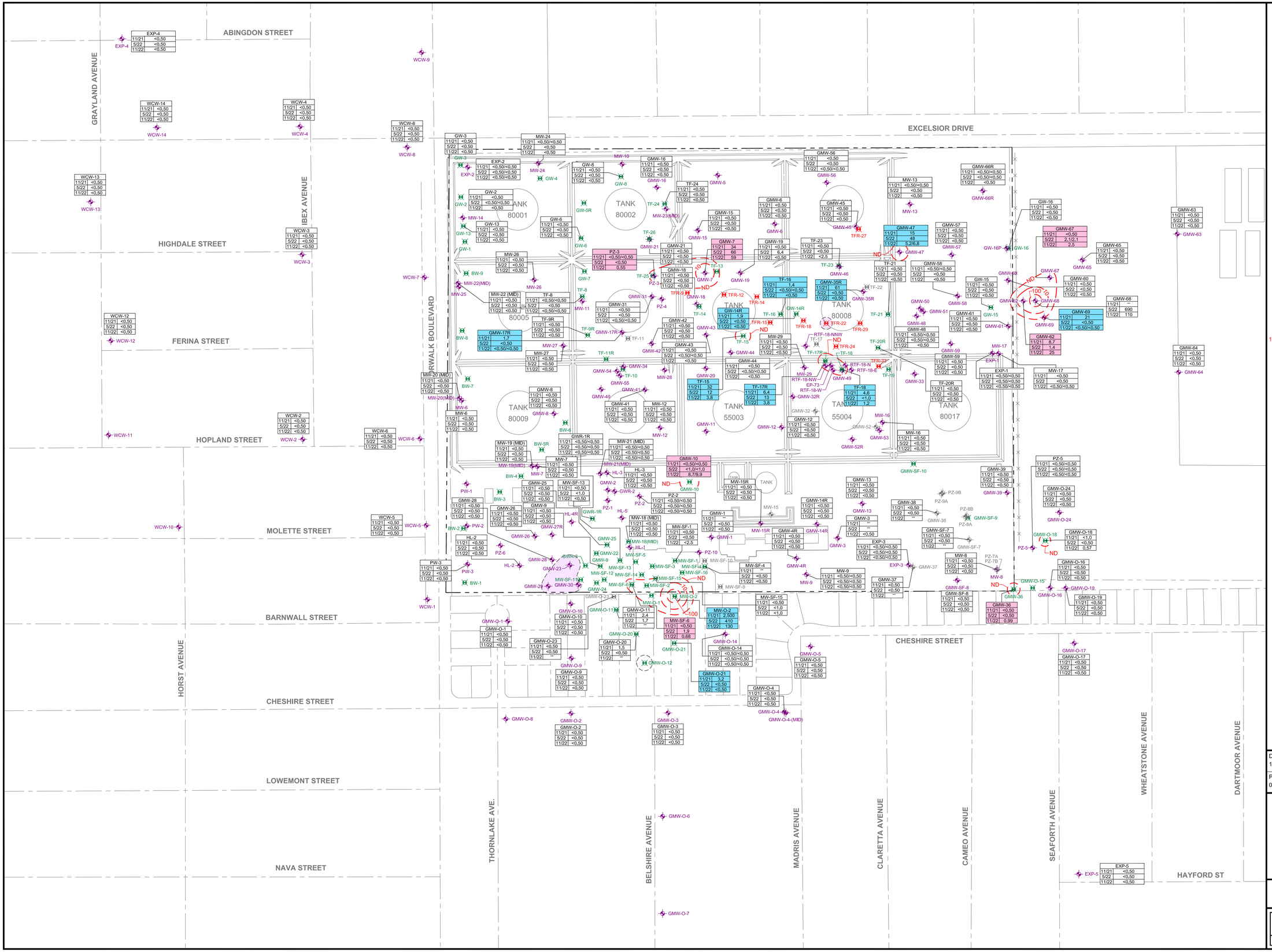

EXPLANATION:

- FORMER ABOVEGROUND STORAGE TANKS
- DFSP NORWALK BORDER
- WCW-14 — GROUNDWATER MONITORING WELL
- TFR-33 — TOTAL FLUIDS RECOVERY WELL
- GMW-14 — WELLS SHOWN IN GREY HAVE BEEN DECOMMISSIONED
- TF-26 — EXTRACTION WELL USED FOR VAPOR, GROUNDWATER, TOTAL FLUIDS, OR FLOATING PRODUCT EXTRACTION
- GMW-26 (11/21 <0,50; 5/22 <0,50; 11/22 <0,50) — BENZENE CONCENTRATIONS IN MICROGRAMS PER LITER (µg/L) FOR THE THREE MOST RECENT SEMIANNUAL EVENTS; WHERE THE DATABOX IS SHOWN IN WHITE, THE CONCENTRATION OF BENZENE HAS REMAINED SIMILAR (CONCENTRATION CHANGE IS LESS THAN 10%) AT THAT LOCATION SINCE THE FALL 2021 SEMIANNUAL MONITORING EVENT, OR THE DATASET SHOWN DOES NOT PROVIDE A BASIS FOR COMPARISON
- GMW-7 (11/21 34; 5/22 66; 11/22 59) — WHERE THE DATABOX IS SHOWN IN RED, THE CONCENTRATION OF BENZENE HAS INCREASED BY 10% OR MORE AT THAT LOCATION SINCE THE FALL 2021 SEMIANNUAL MONITORING EVENT
- GW-14R (11/21 1.9; 5/22 <0.50; 11/22 <0.50) — WHERE THE DATABOX IS SHOWN IN BLUE, THE CONCENTRATION OF BENZENE HAS DECREASED BY 10% OR MORE AT THAT LOCATION SINCE THE FALL 2021 SEMIANNUAL MONITORING EVENT
- <0,50 — NOT DETECTED AT OR ABOVE THE INDICATED LABORATORY REPORTING LIMIT
- -- — NOT SAMPLED / NOT ANALYZED
- <0,50/<0,50 — TWO CONCENTRATIONS ARE SHOWN WHERE DUPLICATE SAMPLES WERE ANALYZED
- ND —— ESTIMATED EXTENT OF DETECTED BENZENE IN GROUNDWATER (UPPERMOST AQUIFER)
- 1,000 —— LINE OF EQUAL BENZENE CONCENTRATION IN GROUNDWATER (UPPERMOST AQUIFER)
- ESTIMATED EXTENT OF MEASURABLE LIGHT NONAQUEOUS PHASE LIQUID (LNAPL, FLOATING PRODUCT) ON GROUNDWATER REFER TO FIGURE 3 OR TABLE 2 FOR MEASURED THICKNESSES
- MONITORING WELL GMW-O-12 WAS INACCESSIBLE AND COULD NOT BE GAUGED; THE PRESENCE OF FLOATING PRODUCT IS INFERRED BASED UPON HISTORICAL DATA

SURVEY NOTES:

1. BASE MAP PREPARED FROM DATA PROVIDED BY FLUOR DANIEL GTI, DULIN & BOYNTON, GEOMATRIX, AND PARSONS
2. EXCEPT AS NOTED BELOW, WELL LOCATIONS SURVEYED BY DULIN & BOYNTON
3. LOCATIONS OF WELLS HL-1, HL-3, AND HL-4 BASED ON FIELD MEASUREMENTS BY FLUOR DANIEL GTI AND WOODWARD-CLYDE

0 120 240
APPROXIMATE SCALE IN FEET

N

DATE: 11/2022	FILE NAME: DFSP-Norwalk-SE2-22.dwg
PROJECT No.: 091-NOR-001	CONTRACT: SPE603-20-D-5008

BENZENE IN GROUNDWATER SECOND SEMIANNUAL 2022 SAMPLING EVENT

DFSP NORWALK
15306 NORWALK BOULEVARD
NORWALK, CALIFORNIA

SGI environmental | APEX

FIGURE 7

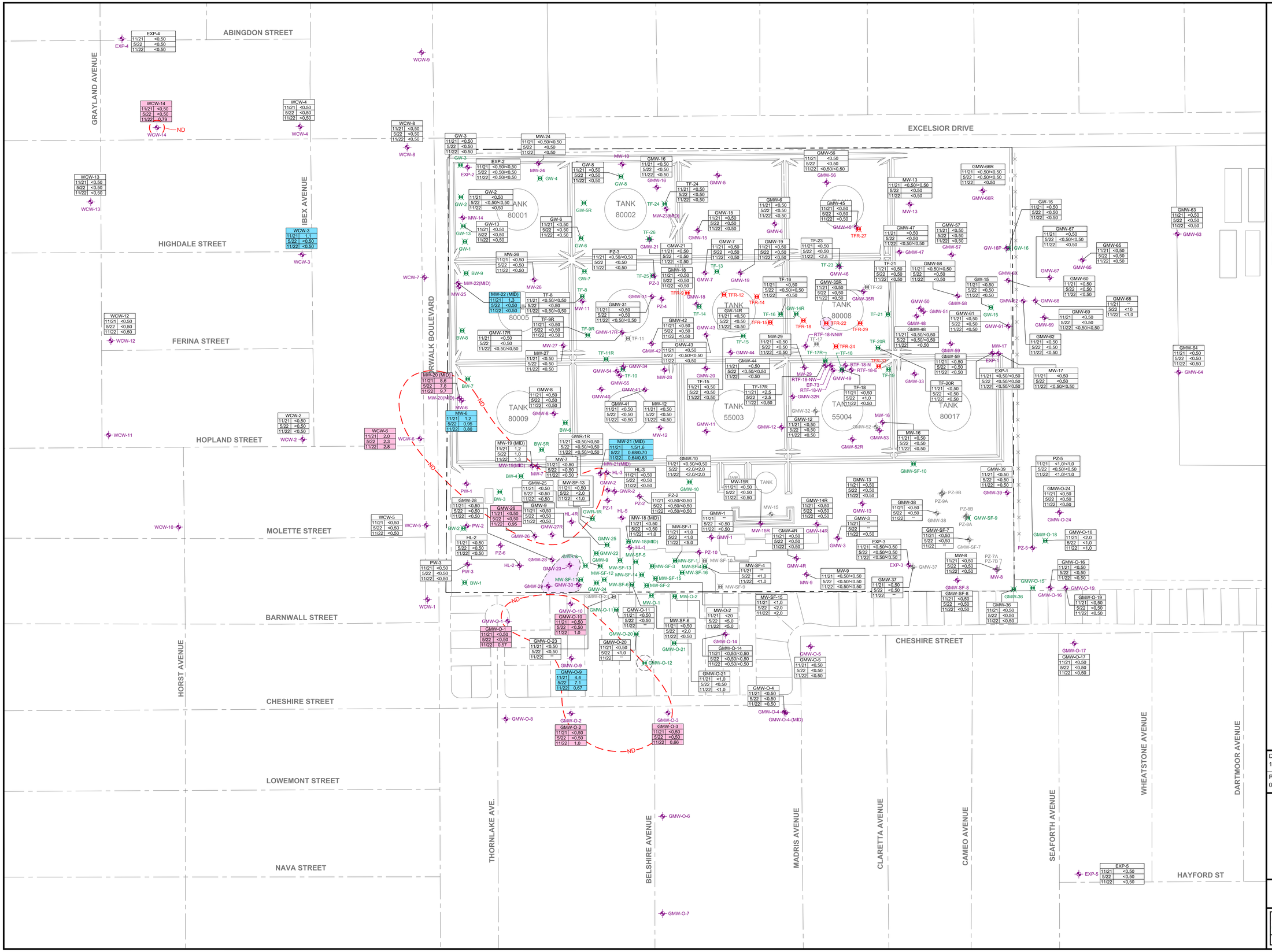

EXPLANATION:

- FORMER ABOVEGROUND STORAGE TANKS
- DFSP NORWALK BORDER
- WCW-14 — GROUNDWATER MONITORING WELL
- TFR-33 — TOTAL FLUIDS RECOVERY WELL
- GMW-14 — WELLS SHOWN IN GREY HAVE BEEN DECOMMISSIONED
- TF-26 — EXTRACTION WELL USED FOR VAPOR, GROUNDWATER, TOTAL FLUIDS, OR FLOATING PRODUCT EXTRACTION
- GMW-25 (11/21 <0.50; 5/22 <0.50; 11/22 <0.50) — 1,2-DICHLOROETHANE (1,2-DCA) CONCENTRATIONS IN MICROGRAMS PER LITER (µg/L) FOR THE THREE MOST RECENT SEMIANNUAL EVENTS; WHERE THE DATABOX IS SHOWN IN WHITE, THE CONCENTRATION OF 1,2-DCA HAS REMAINED SIMILAR (CONCENTRATION CHANGE IS LESS THAN 10%) AT THAT LOCATION SINCE THE FALL 2021 SEMIANNUAL MONITORING EVENT, OR THE DATASET SHOWN DOES NOT PROVIDE A BASIS FOR COMPARISON
- WCW-6 (11/21 2.0; 5/22 2.3; 11/22 2.8) — WHERE THE DATABOX IS SHOWN IN RED, THE CONCENTRATION OF 1,2-DCA HAS INCREASED BY 10% OR MORE AT THAT LOCATION SINCE THE FALL 2021 SEMIANNUAL MONITORING EVENT
- MW-6 (11/21 1.2; 5/22 0.95; 11/22 0.80) — WHERE THE DATABOX IS SHOWN IN BLUE, THE CONCENTRATION OF 1,2-DCA HAS DECREASED BY 10% OR MORE AT THAT LOCATION SINCE THE FALL 2021 SEMIANNUAL MONITORING EVENT
- <0.50 — NOT DETECTED AT OR ABOVE THE INDICATED LABORATORY REPORTING LIMIT
- -- — NOT SAMPLED / NOT ANALYZED
- <0.50/<0.50 — TWO CONCENTRATIONS ARE SHOWN WHERE DUPLICATE SAMPLES WERE ANALYZED
- ND — ESTIMATED EXTENT OF DETECTED DISSOLVED 1,2-DCA IN GROUNDWATER (UPPERMOST AQUIFER)
- ESTIMATED EXTENT OF MEASURABLE LIGHT NONAQUEOUS PHASE LIQUID (LNAPL, FLOATING PRODUCT) ON GROUNDWATER REFER TO FIGURE 3 OR TABLE 2 FOR MEASURED THICKNESSES
- MONITORING WELL GMW-O-12 WAS INACESSIBLE AND COULD NOT BE GAUGED; THE PRESENCE OF FLOATING PRODUCT IS INFERRED BASED UPON HISTORICAL DATA

SURVEY NOTES:

1. BASE MAP PREPARED FROM DATA PROVIDED BY FLUOR DANIEL GTI, DULIN & BOYNTON, GEOMATRIX, AND PARSONS
2. EXCEPT AS NOTED BELOW, WELL LOCATIONS SURVEYED BY DULIN & BOYNTON
3. LOCATIONS OF WELLS HL-1, HL-3, AND HL-4 BASED ON FIELD MEASUREMENTS BY FLUOR DANIEL GTI AND WOODWARD-CLYDE

0 120 240
APPROXIMATE SCALE IN FEET

DATE:	FILE NAME:
11/2022	DFSP-Norwalk-SE2-22.dwg

PROJECT No.:	CONTRACT:
091-NOR-001	SPE603-20-D-5008

1,2-DICHLOROETHANE IN GROUNDWATER SECOND SEMIANNUAL 2022 SAMPLING EVENT

DFSP NORWALK
15306 NORWALK BOULEVARD
NORWALK, CALIFORNIA

SGI environmental | APEX

FIGURE
8

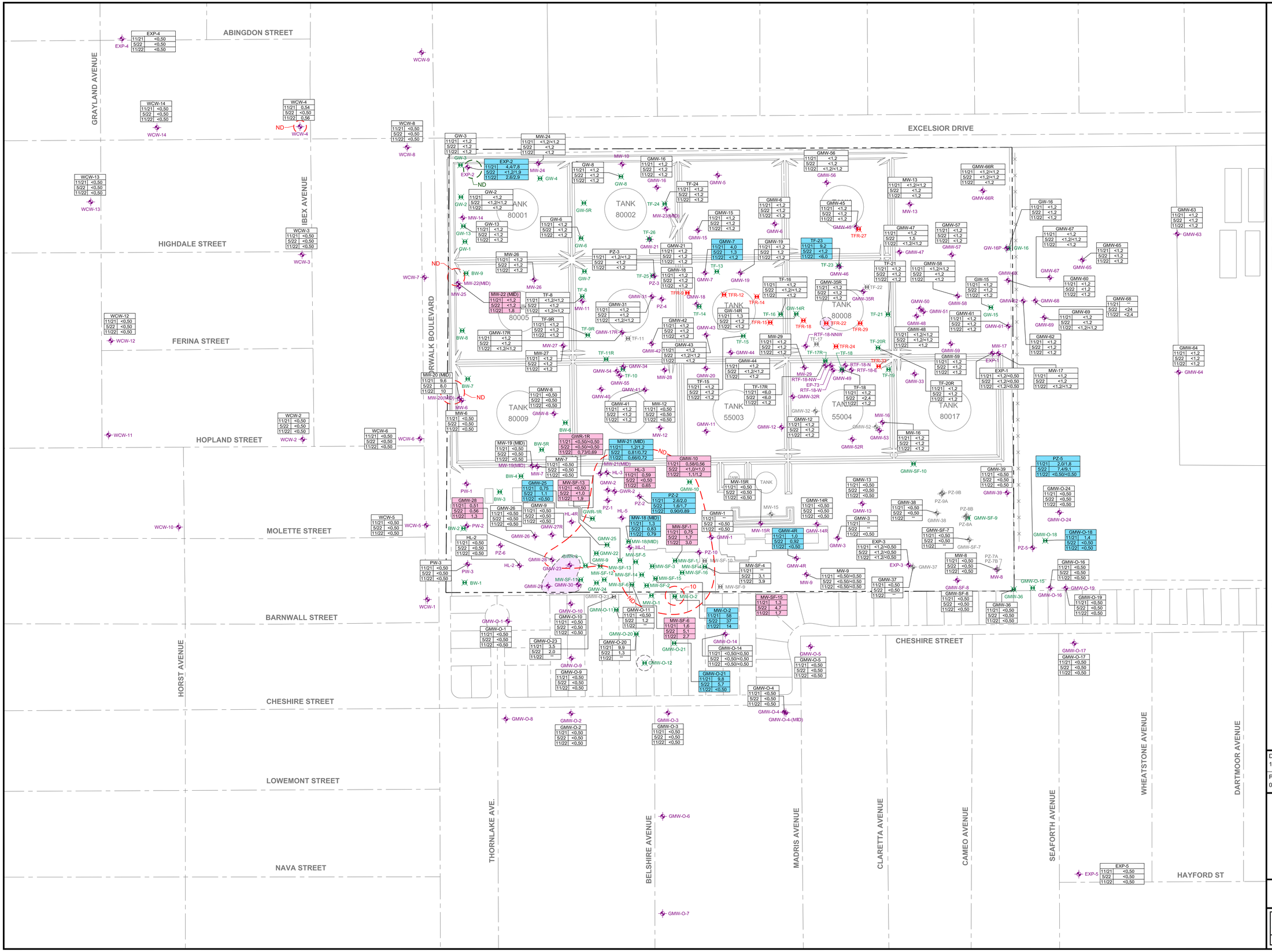

EXPLANATION:

- FORMER ABOVEGROUND STORAGE TANKS
- DFSP NORWALK BORDER
- WCW-14 — GROUNDWATER MONITORING WELL
- TFR-33 — TOTAL FLUIDS RECOVERY WELL
- GMW-14 — WELLS SHOWN IN GREY HAVE BEEN DECOMMISSIONED
- TF-26 — EXTRACTION WELL USED FOR VAPOR, GROUNDWATER, TOTAL FLUIDS, OR FLOATING PRODUCT EXTRACTION
- GMW-42 (11/21 <1,2; 5/22 <1,2; 11/22 <1,2) — METHYL TERTIARY-BUTYL ETHER (MTBE) CONCENTRATIONS IN MICROGRAMS PER LITER (µg/L) FOR THE THREE MOST RECENT SEMIANNUAL EVENTS; WHERE THE DATABOX IS SHOWN IN WHITE, THE CONCENTRATION OF MTBE HAS REMAINED SIMILAR (CONCENTRATION CHANGE IS LESS THAN 10%) AT THAT LOCATION SINCE THE FALL 2021 SEMIANNUAL MONITORING EVENT, OR THE DATASET SHOWN DOES NOT PROVIDE A BASIS FOR COMPARISON
- GMW-28 (11/21 0,51; 5/22 0,56; 11/22 1,3) — WHERE THE DATABOX IS SHOWN IN RED, THE CONCENTRATION OF MTBE HAS INCREASED BY 10% OR MORE AT THAT LOCATION SINCE THE FALL 2021 SEMIANNUAL MONITORING EVENT
- GMW-4R (11/21 1,0; 5/22 0,92; 11/22 <0,50) — WHERE THE DATABOX IS SHOWN IN BLUE, THE CONCENTRATION OF MTBE HAS DECREASED BY 10% OR MORE AT THAT LOCATION SINCE THE FALL 2021 SEMIANNUAL MONITORING EVENT
- <0,50 — NOT DETECTED AT OR ABOVE THE INDICATED LABORATORY REPORTING LIMIT
- -- — NOT SAMPLED / NOT ANALYZED
- <0,50/<0,50 — TWO CONCENTRATIONS ARE SHOWN WHERE DUPLICATE SAMPLES WERE ANALYZED
- ND — ESTIMATED EXTENT OF DETECTED DISSOLVED MTBE IN GROUNDWATER (UPPERMOST AQUIFER)
- 10 — LINE OF EQUAL MTBE CONCENTRATION IN GROUNDWATER (UPPERMOST AQUIFER)
- ND — DATA FOR THE DEEPER EXPOSITION AQUIFER ARE CONTOURED IN GREEN
- ESTIMATED EXTENT OF MEASURABLE LIGHT NONAQUEOUS PHASE LIQUID (LNAPL, FLOATING PRODUCT) ON GROUNDWATER REFER TO FIGURE 3 OR TABLE 2 FOR MEASURED THICKNESSES
- MONITORING WELL GMW-O-12 WAS INACCESSIBLE AND COULD NOT BE GAUGED; THE PRESENCE OF FLOATING PRODUCT IS INFERRED BASED UPON HISTORICAL DATA

SURVEY NOTES:

1. BASE MAP PREPARED FROM DATA PROVIDED BY FLUOR DANIEL GTI, DULIN & BOYNTON, GEOMATRIX, AND PARSONS
2. EXCEPT AS NOTED BELOW, WELL LOCATIONS SURVEYED BY DULIN & BOYNTON
3. LOCATIONS OF WELLS HL-1, HL-3, AND HL-4 BASED ON FIELD MEASUREMENTS BY FLUOR DANIEL GTI AND WOODWARD-CLYDE

0 120 240
APPROXIMATE SCALE IN FEET

N

DATE:	FILE NAME:
11/2022	DFSP-Norwalk-SE2-22.dwg
PROJECT No.: 091-NOR-001	CONTRACT: SPE603-20-D-5008

METHYL TERTIARY-BUTYL ETHER IN GROUNDWATER SECOND SEMIANNUAL 2022 SAMPLING EVENT

DFSP NORWALK
15306 NORWALK BOULEVARD
NORWALK, CALIFORNIA

SGI environmental | APEX

FIGURE 9

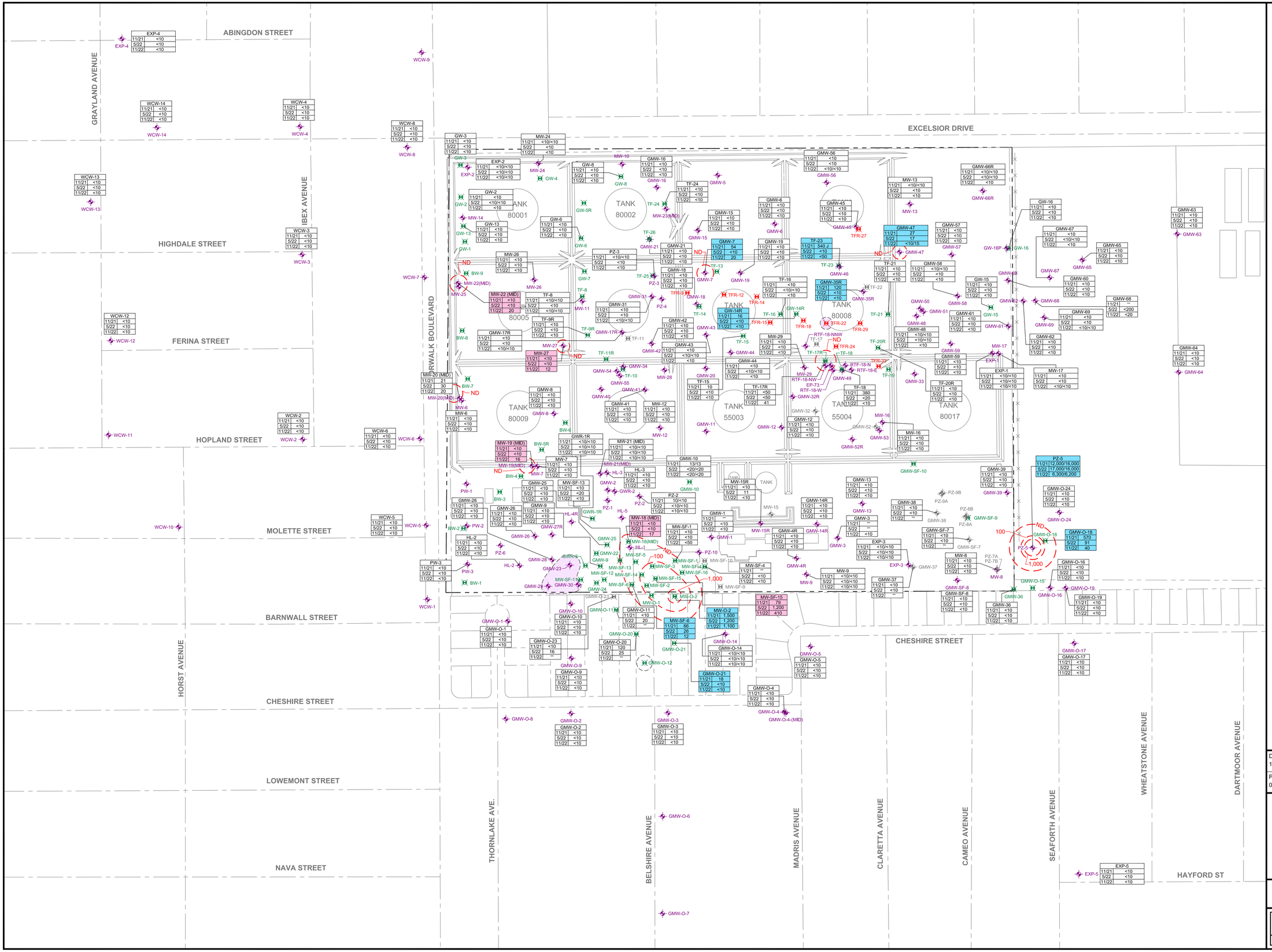

EXPLANATION:

- FORMER ABOVEGROUND STORAGE TANKS
- DFSP NORWALK BORDER
- WCW-14 — GROUNDWATER MONITORING WELL
- TFR-33 — TOTAL FLUIDS RECOVERY WELL
- GMW-14 — WELLS SHOWN IN GREY HAVE BEEN DECOMMISSIONED
- TF-26 — EXTRACTION WELL USED FOR VAPOR, GROUNDWATER, TOTAL FLUIDS, OR FLOATING PRODUCT EXTRACTION
- GMW-6 (11/21 <10; 5/22 <10; 11/22 <10) — TERTIARY-BUTYL ALCOHOL (TBA) CONCENTRATIONS IN MICROGRAMS PER LITER (µg/L) FOR THE THREE MOST RECENT SEMIANNUAL EVENTS; WHERE THE DATABOX IS SHOWN IN WHITE, THE CONCENTRATION OF TBA HAS REMAINED SIMILAR (CONCENTRATION CHANGE IS LESS THAN 10%) AT THAT LOCATION SINCE THE FALL 2021 SEMIANNUAL MONITORING EVENT, OR THE DATASET SHOWN DOES NOT PROVIDE A BASIS FOR COMPARISON
- MW-27 (11/21 <10; 5/22 <10; 11/22 12) — WHERE THE DATABOX IS SHOWN IN RED, THE CONCENTRATION OF TBA HAS INCREASED BY 10% OR MORE AT THAT LOCATION SINCE THE FALL 2021 SEMIANNUAL MONITORING EVENT
- GMW-7 (11/21 54; 5/22 <10; 11/22 20) — WHERE THE DATABOX IS SHOWN IN BLUE, THE CONCENTRATION OF TBA HAS DECREASED BY 10% OR MORE AT THAT LOCATION SINCE THE FALL 2021 SEMIANNUAL MONITORING EVENT
- <10 — NOT DETECTED AT OR ABOVE THE INDICATED LABORATORY REPORTING LIMIT
- -- — NOT SAMPLED / NOT ANALYZED
- <10/<10 — TWO CONCENTRATIONS ARE SHOWN WHERE DUPLICATE SAMPLES WERE ANALYZED
- J — ESTIMATED CONCENTRATION
- ND — ESTIMATED EXTENT OF DETECTED DISSOLVED TBA IN GROUNDWATER (UPPERMOST AQUIFER)
- 100 — LINE OF EQUAL TBA CONCENTRATION IN GROUNDWATER (UPPERMOST AQUIFER)
- ESTIMATED EXTENT OF MEASURABLE LIGHT NONAQUEOUS PHASE LIQUID (LNAPL, FLOATING PRODUCT) ON GROUNDWATER. REFER TO FIGURE 3 OR TABLE 2 FOR MEASURED THICKNESSES
- MONITORING WELL GMW-O-12 WAS INACCESSIBLE AND COULD NOT BE GAUGED; THE PRESENCE OF FLOATING PRODUCT IS INFERRED BASED UPON HISTORICAL DATA

SURVEY NOTES:

1. BASE MAP PREPARED FROM DATA PROVIDED BY FLUOR DANIEL GTI, DULIN & BOYNTON, GEOMATRIX, AND PARSONS
2. EXCEPT AS NOTED BELOW, WELL LOCATIONS SURVEYED BY DULIN & BOYNTON
3. LOCATIONS OF WELLS HL-1, HL-3, AND HL-4 BASED ON FIELD MEASUREMENTS BY FLUOR DANIEL GTI AND WOODWARD-CLYDE

0 120 240
APPROXIMATE SCALE IN FEET

N

DATE:	FILE NAME:
11/2022	DFSP-Norwalk-SE2-22.dwg
PROJECT No.: 091-NOR-001	CONTRACT: SPE603-20-D-5008

TERTIARY-BUTYL ALCOHOL IN GROUNDWATER SECOND SEMIANNUAL 2022 SAMPLING EVENT

DFSP NORWALK
15306 NORWALK BOULEVARD
NORWALK, CALIFORNIA

SGI environmental | APEX

FIGURE
10

TABLES

TABLE 1
MONITORING WELL SPECIFICATIONS
Defense Fuel Support Point Norwalk
15306 Norwalk Boulevard, Norwalk, California 90650

Well ID	Installation Date	Installed By	Total Depth (feet bgs)	Casing Diameter (inches)	Screen Interval (feet bgs)	Slot Size (inches)	Casing Elevation (feet MSL)
Exposition Aquifer							
EXP-1	**03/06/92**	**WCC**	**128.5**	**4**	**82 - 122**	**0.010**	**78.44**
EXP-2	**10/15/92**	**WCC**	**149.0**	**4**	**90 - 120**	**0.020**	**79.43**
EXP-3	**10/20/92**	**WCC**	**150.0**	**4**	**85 - 115**	**0.010**	**74.36**
EXP-4	**07/07/98**	**GMX**	**118.0**	**4**	**96.1 - 115.2**	**0.020**	**79.81**
EXP-5	**07/08/98**	**GMX**	**120.0**	**4**	**94.4 - 113.4**	**0.020**	**72.41**
Uppermost Aquifer							
EP-72/TF-17R	06/07/17	SGI	40.0	4 (steel)	20 - 40	0.020	77.63
GMW-1	**05/16/91**	**GTI**	**50.0**	**4**	**20 - 50**	**0.010**	**74.77**
GMW-2	05/16/91	GTI	50.0	4	20 - 50	0.010	73.57
GMW-3	**05/17/91**	**GTI**	**50.0**	**4**	**20 - 50**	**0.010**	**75.10**
GMW-4*	05/21/91	GTI	50.0	4	20 - 50	0.010	75.45
GMW-4R	**11/01/16**	**SGI**	**50.0**	**4**	**20 - 50**	**0.010**	**75.13**
GMW-5	05/21/91	GTI	50.0	4	20 - 50	0.010	77.61
GMW-6	**07/09/91**	**GTI**	**50.0**	**4**	**25 - 50**	**0.010**	**77.31**
GMW-7	**07/09/91**	**GTI**	**50.0**	**4**	**25 - 50**	**0.010**	**76.87**
GMW-8	**07/10/91**	**GTI**	**50.0**	**4**	**25 - 50**	**0.010**	**73.20**
GMW-9	**07/08/91**	**GTI**	**50.0**	**4**	**20 - 50**	**0.010**	**77.16**
GMW-10	**07/08/91**	**GTI**	**50.0**	**4**	**25 - 50**	**0.010**	**73.36**
GMW-11	07/09/91	GTI	50.0	4	20 - 50	0.010	72.90
GMW-12	**07/09/91**	**GTI**	**50.0**	**4**	**25 - 50**	**0.010**	**75.21**
GMW-13	**07/08/91**	**GTI**	**50.0**	**4**	**25 - 50**	**0.010**	**74.17**
GMW-14*	07/10/91	GTI	50.0	4	25 - 50	0.010	74.72
GMW-14R	**10/31/16**	**SGI**	**50.0**	**4**	**20 - 50**	**0.010**	**75.30**
GMW-15	**07/30/91**	**GTI**	**50.0**	**4**	**25 - 50**	**0.010**	**76.21**
GMW-16	**08/01/91**	**GTI**	**50.0**	**4**	**25 - 50**	**0.010**	**77.00**
GMW-17*	08/01/91	GTI	50.0	4	25 - 50	0.010	74.66
GMW-17R	**11/10/16**	**SGI**	**50.0**	**4**	**25 - 50**	**0.010**	**77.79**
GMW-18	**07/31/91**	**GTI**	**50.0**	**4**	**25 - 50**	**0.010**	**75.36**
GMW-19	**07/31/91**	**GTI**	**50.0**	**4**	**25 - 50**	**0.010**	**76.83**
GMW-20	08/01/91	GTI	50.0	4	25 - 50	0.010	75.10
GMW-21	**08/02/91**	**GTI**	**50.0**	**4**	**25 - 50**	**0.010**	**76.23**
GMW-22	08/02/91	GTI	61.0	4	25 - 60	0.010	77.24
GMW-23	08/02/91	GTI	60.0	4	25 - 60	0.010	74.85
GMW-24	08/05/91	GTI	60.0	4	25 - 60	0.010	77.48
GMW-25	**01/10/92**	**GTI**	**50.0**	**6**	**20 - 50**	**0.010**	**78.14**
GMW-26	**01/07/92**	**GTI**	**51.5**	**4**	**20 - 50**	**0.010**	**74.52**
GMW-27*	01/10/92	GTI	50.0	4	20 - 50	0.010	74.41
GMW-27R	06/08/17	SGI	50.0	4	20 - 50	0.010	77.15
GMW-28	**01/07/92**	**GTI**	**50.0**	**4**	**20 - 50**	**0.010**	**74.68**
GMW-29	01/09/92	GTI	50.0	4	20 - 50	0.010	77.57
GMW-30	01/09/92	GTI	51.5	6	20 - 50	0.010	74.91
GMW-31	**06/02/93**	**GTI**	**65.0**	**4**	**25 - 65**	**0.010**	**76.50**
GMW-32*	06/01/93	GTI	50.0	4	20 - 50	0.020	74.62
GMW-32R	11/09/16	SGI	50.0	4	20 - 50	0.020	76.93
GMW-33	06/01/93	GTI	50.0	4	20 - 50	0.020	74.88
GMW-34	06/03/93	GTI	50.0	4	20 - 50	0.020	75.25
GMW-35*	06/04/93	GTI	50.0	4	20 - 50	0.020	76.12
GMW-35R	**11/08/16**	**SGI**	**50.0**	**4**	**20 - 50**	**0.020**	**75.90**

TABLE 1
MONITORING WELL SPECIFICATIONS
Defense Fuel Support Point Norwalk
15306 Norwalk Boulevard, Norwalk, California 90650

Well ID	Installation Date	Installed By	Total Depth (feet bgs)	Casing Diameter (inches)	Screen Interval (feet bgs)	Slot Size (inches)	Casing Elevation (feet MSL)
GMW-36	**04/11/94**	**GTI**	**50.0**	**4**	**20 - 50**	**0.010**	**76.66**
GMW-37*	04/11/94	GTI	50.0	4	20 - 50	0.010	77.32
GMW-38*	04/12/94	GTI	50.0	4	20 - 50	0.010	75.47
GMW-39	**04/12/94**	**GTI**	**50.0**	**4**	**20 - 50**	**0.010**	**74.06**
GMW-40	06/29/94	GTI	50.5	4	20 - 50	0.010	-----
GMW-41	**06/30/94**	**GTI**	**50.5**	**4**	**20 - 50**	**0.010**	**72.69**
GMW-42	**06/30/94**	**GTI**	**50.5**	**4**	**20 - 50**	**0.010**	**75.50**
GMW-43	**07/01/94**	**GTI**	**50.5**	**4**	**20 - 50**	**0.010**	**76.07**
GMW-44	**07/01/94**	**GTI**	**50.5**	**4**	**20 - 50**	**0.010**	**75.71**
GMW-45	**07/01/94**	**GTI**	**50.5**	**4**	**20 - 50**	**0.010**	**75.67**
GMW-46	07/05/94	GTI	50.5	4	20 - 50	0.010	76.10
GMW-47	**07/05/94**	**GTI**	**50.5**	**4**	**20 - 50**	**0.010**	**75.98**
GMW-48	**07/05/94**	**GTI**	**50.5**	**4**	**20 - 50**	**0.010**	**75.03**
GMW-49	07/06/94	GTI	50.5	4	20 - 50	0.010	74.75
GMW-50	12/19/94	GTI	46.5	4	15 - 45	0.010	75.51
GMW-51	12/19/94	GTI	41.5	4	15 - 40	0.010	75.93
GMW-52*	12/19/94	GTI	41.5	4	15 - 40	0.010	75.03
GMW-52R	06/05/17	SGI	50.0	4	20 - 50	0.010	77.62
GMW-53	12/19/94	GTI	46.5	4	15 - 45	0.010	74.90
GMW-54	12/20/94	GTI	46.5	4	15 - 45	0.010	74.73
GMW-55	12/20/94	GTI	41.5	4	15 - 40	0.010	74.60
GMW-56	08/12/98	FDGTI	55.0	2	20 - 55	0.020	76.50
GMW-56	**08/12/98**	**FDGTI**	**55.0**	**4**	**20 - 55**	**0.020**	**76.52**
GMW-57	08/13/98	FDGTI	55.0	2	19 - 54	0.020	76.66
GMW-57	**08/13/98**	**FDGTI**	**55.0**	**4**	**19 - 54**	**0.020**	**76.66**
GMW-58	08/14/98	FDGTI	55.0	2	20 - 55	0.020	75.46
GMW-58	**08/14/98**	**FDGTI**	**55.0**	**4**	**20 - 55**	**0.020**	**75.48**
GMW-59	08/14/98	FDGTI	55.0	2	20 - 55	0.020	75.28
GMW-59	**08/14/98**	**FDGTI**	**55.0**	**4**	**20 - 55**	**0.020**	**75.28**
GMW-60	**04/14/04**	**Parsons**	**50.0**	**4**	**25 - 40**	**0.010**	**76.24**
GMW-61	**04/14/04**	**Parsons**	**50.0**	**4**	**30 - 40**	**0.010**	**75.60**
GMW-62	**07/02/07**	**Parsons**	**40.5**	**4**	**20 - 40**	**0.010**	**76.34**
GMW-63	**09/29/08**	**Parsons**	**41.0**	**4**	**20 - 40**	**0.020**	**77.32**
GMW-64	**09/29/08**	**Parsons**	**41.0**	**4**	**19.5 - 39.5**	**0.020**	**75.84**
GMW-65	**07/06/09**	**Parsons**	**41.5**	**4**	**21 - 41**	**0.020**	**76.78**
GMW-66R	**04/07/16**	**SGI**	**46.5**	**4**	**20 - 45**	**0.020**	**79.23**
GMW-67	**07/13/15**	**SGI**	**47.0**	**4**	**25 - 45**	**0.020**	**76.00**
GMW-68	**07/15/15**	**SGI**	**45.0**	**4**	**25 - 45**	**0.020**	**75.52**
GMW-69	**07/14/15**	**SGI**	**45.0**	**4**	**25 - 45**	**0.020**	**75.31**
GMW-O-1	**03/04/92**	**GTI**	**51.5**	**4**	**19 - 49.5**	**0.010**	**71.45**
GMW-O-2	**03/02/92**	**GTI**	**51.5**	**4**	**20 - 50**	**0.010**	**72.54**
GMW-O-3	**03/02/92**	**GTI**	**51.5**	**4**	**20 - 50**	**0.010**	**72.19**
GMW-O-4	**03/03/92**	**GTI**	**51.5**	**4**	**20 - 50**	**0.010**	**71.95**
GMW-O-4 (MID)	03/03/92	GTI	66.5	4	54.5 - 64.5	0.010	72.24
GMW-O-5	**03/04/92**	**GTI**	**51.5**	**4**	**20 - 50**	**0.010**	**72.36**
GMW-O-6	05/18/92	GTI	51.5	4	20 - 50	0.010	71.41
GMW-O-7	05/19/92	GTI	51.5	4	20 - 50	0.010	70.98
GMW-O-8	05/18/92	GTI	51.0	4	19.5 - 49.5	0.010	70.91
GMW-O-9	**07/29/92**	**GTI**	**51.5**	**4**	**20 - 50**	**0.010**	**73.50**
GMW-O-10	**07/29/92**	**GTI**	**51.5**	**4**	**20 - 50**	**0.010**	**73.98**

TABLE 1
MONITORING WELL SPECIFICATIONS
Defense Fuel Support Point Norwalk
15306 Norwalk Boulevard, Norwalk, California 90650

Well ID	Installation Date	Installed By	Total Depth (feet bgs)	Casing Diameter (inches)	Screen Interval (feet bgs)	Slot Size (inches)	Casing Elevation (feet MSL)
GMW-O-11	05/20/92	GTI	51.5	4	20 - 50	0.010	74.17
GMW-O-12	05/21/92	GTI	51.5	4	20 - 50	0.010	73.49
GMW-O-14	**05/20/92**	**GTI**	**51.5**	**4**	**20 - 50**	**0.010**	**74.08**
GMW-O-15	04/19/94	GTI	50.0	4	20 - 50	0.020	74.23
GMW-O-16	**04/19/94**	**GTI**	**50.0**	**4**	**20 - 50**	**0.020**	**74.10**
GMW-O-17	**07/26/94**	**GMX**	**41.0**	**4**	**20.4 - 39.5**	**0.010**	**73.78**
GMW-O-18	**07/25/94**	**GMX**	**41.0**	**4**	**20.8 - 40.4**	**0.010**	**74.36**
GMW-O-19	**07/29/94**	**GMX**	**41.5**	**4**	**20.2 - 39.9**	**0.010**	**74.46**
GMW-O-20	06/15/95	GMX	45.9	4	-----	-----	73.32
GMW-O-21	**06/19/97**	**GMX**	**45.9**	**4**	**25.5 - 45.5**	**0.010**	**71.43**
GMW-O-22	-----	GMX	41.0	4	-----	-----	74.36
GMW-O-23*	06/25/07	GMX	44.0	4	20 - 40	0.020	73.63
GMW-O-24	**09/24/12**	**CH2M**	**45.0**	**4**	**20 - 40**	**0.010**	**74.39**
GMW-SF-7*	07/27/94	GMX	41.0	4	20.1 - 39.9	0.010	75.26
GMW-SF-8	**07/28/94**	**GMX**	**41.0**	**4**	**19.5 - 39.5**	**0.010**	**74.28**
GMW-SF-9*	04/01/03	GMX	47.0	4	36.6 - 46.2	0.020	73.05
GMW-SF-10*	04/02/03	GMX	47.0	4	36.7 – 46.4	0.020	75.77
GW-1	06/12/95	GTI	63.0	1	25 - 60	0.020	75.46
GW-1	06/12/95	GTI	63.0	4	25 - 60	0.020	75.97
GW-2	06/12/95	GTI	63.0	1	25 - 60	0.020	76.39
GW-2	**06/12/95**	**GTI**	**63.0**	**4**	**25 - 60**	**0.020**	**75.78**
GW-3	06/13/95	GTI	63.0	1	25 - 60	0.020	76.56
GW-3	**06/13/95**	**GTI**	**63.0**	**4**	**25 - 60**	**0.020**	**75.79**
GW-4	06/13/95	GTI	63.0	1	24 - 59	0.020	74.77
GW-4	06/13/95	GTI	63.0	4	24 - 59	0.020	73.86
GW-5*	06/15/95	GTI	63.0	1	25.5 - 60.5	0.020	77.09
GW-5*	06/15/95	GTI	63.0	4	25.5 - 60.5	0.020	76.99
GW-5R	11/09/16	SGI	50.0	4	20 - 50	0.020	79.06
GW-6	06/15/95	GTI	63.0	1	25 - 60	0.020	77.41
GW-6	**06/15/95**	**GTI**	**63.0**	**4**	**25 - 60**	**0.020**	**76.38**
GW-7	06/16/95	GTI	63.0	1	25 - 60	0.020	76.76
GW-7	06/16/95	GTI	63.0	4	25 - 60	0.020	75.02
GW-8	06/14/95	GTI	63.0	1	24 - 59	0.020	76.88
GW-8	**06/14/95**	**GTI**	**63.0**	**4**	**24 - 59**	**0.020**	**76.15**
GW-13	04/26/07	Parsons	65.0	1	25 - 65	0.020	77.00
GW-13	**04/26/07**	**Parsons**	**67.0**	**6**	**25 - 65**	**0.020**	**76.85**
GW-14*	04/26/07	Parsons	65.0	1	25 - 65	0.020	76.55
GW-14*	04/26/07	Parsons	67.0	6	25 - 65	0.020	76.54
GW-14R	**11/08/16**	**SGI**	**50.0**	**4**	**20 - 50**	**0.020**	**78.77**
GW-15	04/26/07	Parsons	62.5	1	20.5 - 60.5	0.020	75.36
GW-15	**04/26/07**	**Parsons**	**60.5**	**6**	**20.5 - 60.6**	**0.020**	**74.94**
GW-16p	07/07/09	Parsons	61.3	1	21 - 61	0.020	76.55
GW-16	**07/07/09**	**Parsons**	**63.0**	**6**	**20.5 - 60.5**	**0.020**	**76.33**
GWR-1*	07/11/91	GTI	50.0	4	25 - 50	0.010	77.40
GWR-1R	**11/10/16**	**SGI**	**50.0**	**4**	**20 - 50**	**0.010**	**76.64**
GWR-2	07/12/91	GTI	50.0	4	25 - 50	0.010	73.66
GWR-3	01/10/92	GTI	50.0	6	20 - 50	0.010	77.60
HL-1	10/14/86	HLA	39.0	4	18 - 38	0.010	75.83
HL-2	**10/13/86**	**HLA**	**39.0**	**4**	**16.5 - 36.5**	**0.010**	**76.94**
HL-3	**10/15/86**	**HLA**	**44.0**	**4**	**19 - 39**	**0.010**	**76.86**

TABLE 1
MONITORING WELL SPECIFICATIONS
Defense Fuel Support Point Norwalk
15306 Norwalk Boulevard, Norwalk, California 90650

Well ID	Installation Date	Installed By	Total Depth (feet bgs)	Casing Diameter (inches)	Screen Interval (feet bgs)	Slot Size (inches)	Casing Elevation (feet MSL)
HL-4*	10/16/86	HLA	39.0	4	18 - 38.5	0.010	75.75
HL-4R	06/08/17	SGI	50.0	4	20 - 50	0.010	77.08
HL-5	10/16/86	HLA	39.5	4	18.5 - 39	0.010	76.13
MW-6	**08/09/90**	**WCC**	**50.0**	**4**	**18 - 48**	**0.010**	**77.20**
MW-7	**08/27/90**	**WCC**	**50.0**	**4**	**19 - 48**	**0.010**	**78.13**
MW-8	**08/24/90**	**WCC**	**51.0**	**4**	**18 - 48**	**0.010**	**76.06**
MW-9	**08/08/90**	**WCC**	**50.0**	**4**	**18 - 48**	**0.010**	**77.11**
MW-10	08/24/90	WCC	51.0	4	18 - 48	0.010	79.12
MW-11	08/09/90	WCC	50.0	4	18 - 48	0.010	78.17
MW-12	**08/27/90**	**WCC**	**50.0**	**4**	**18 - 48**	**0.010**	**75.76**
MW-13	**08/23/90**	**WCC**	**50.0**	**4**	**18 - 48**	**0.010**	**78.25**
MW-14	08/07/90	WCC	50.0	4	18 - 48	0.010	78.60
MW-15*	08/07/90	WCC	50.0	4	18 - 48	0.010	76.99
MW-15R	**10/31/16**	**SGI**	**50.0**	**4**	**20 - 50**	**0.010**	**74.85**
MW-16	**08/08/90**	**WCC**	**50.0**	**4**	**18 - 48**	**0.010**	**76.87**
MW-17	**08/06/90**	**WCC**	**50.0**	**4**	**18 - 48**	**0.010**	**77.86**
MW-18 (MID)	**06/10/91**	**WCC**	**62.2**	**4**	**50 - 60**	**0.010**	**75.67**
MW-19 (MID)	**06/11/91**	**WCC**	**62.2**	**4**	**49.5 - 59.5**	**0.010**	**78.14**
MW-20 (MID)	**06/12/91**	**WCC**	**65.7**	**4**	**43 - 53**	**0.010**	**77.19**
MW-21 (MID)	**06/12/91**	**WCC**	**62.4**	**4**	**47 - 57**	**0.010**	**77.55**
MW-22 (MID)	**06/13/91**	**WCC**	**57.9**	**4**	**42 - 52**	**0.010**	**79.57**
MW-23 (MID)	06/14/91	WCC	57.1	4	42 - 52	0.010	79.59
MW-24	**06/14/91**	**WCC**	**47.0**	**4**	**14 - 44**	**0.010**	**77.66**
MW-25	06/17/91	WCC	47.2	4	22.5 - 42.5	0.010	79.15
MW-26	**06/17/91**	**WCC**	**47.3**	**4**	**23.5 - 43.5**	**0.010**	**77.40**
MW-27	**06/17/91**	**WCC**	**52.3**	**4**	**18 - 48**	**0.010**	**78.46**
MW-28	6/19/91	WCC	51.5	4	16.5 - 46.5	0.010	75.90
MW-29	**06/19/91**	**WCC**	**52.4**	**4**	**17.5 - 47.5**	**0.010**	**79.13**
MW-O-1	01/22/91	GMX	40.0	2	25 - 40	0.020	75.48
MW-O-2	**01/23/91**	**GMX**	**40.0**	**2**	**25 - 40**	**0.020**	**71.90**
MW-O-3	10/25/91	GMX	41.0	6	20.5 - 41	0.010	74.53
MW-O-4	10/25/91	GMX	41.0	4	20.5 - 41	0.010	75.00
MW-SF-1	**06/18/90**	**GMX**	**40.0**	**4**	**25 - 40**	**0.020**	**78.93**
MW-SF-2	06/18/90	GMX	40.0	4	25 - 40	0.020	78.53
MW-SF-3	06/18/90	GMX	40.0	4	25 - 40	0.020	78.12
MW-SF-4	**06/19/90**	**GMX**	**40.0**	**4**	**25 - 40**	**0.020**	**79.38**
MW-SF-5	09/19/90	GMX	40.0	4	23 - 38	0.020	79.74
MW-SF-6	**09/19/90**	**GMX**	**40.0**	**4**	**24 - 39**	**0.020**	**76.80**
MW-SF-9	06/15/95	GMX	40.0	4	25 - 40	-----	74.10
MW-SF-10	09/23/03	GMX	30.5	4	10.3 - 29.9	0.020	76.53
MW-SF-11	06/19/07	GMX	44.0	4	20 - 40	0.020	78.56
MW-SF-12	06/18/07	GMX	44.0	4	20 - 40	0.020	78.07
MW-SF-13	**06/19/07**	**GMX**	**44.0**	**4**	**20 - 40**	**0.020**	**73.40**
MW-SF-14	06/21/07	GMX	44.0	4	20 - 40	0.020	78.16
MW-SF-15	**06/21/07**	**GMX**	**44.0**	**4**	**20 - 40**	**0.020**	**78.27**
MW-SF-16	06/20/07	GMX	44.0	4	20 - 40	0.020	78.21
PO-7	05/01/89	GW	56.0	4	29 - 49	0.020	80.26
PW-1	01/06/92	GTI	51.5	4	20 - 50	0.010	75.52
PW-2	01/06/92	GTI	50.0	4	20 - 50	0.010	74.71
PW-3	**01/06/92**	**GTI**	**50.0**	**4**	**20 - 50**	**0.010**	**73.71**

TABLE 1
MONITORING WELL SPECIFICATIONS
Defense Fuel Support Point Norwalk
15306 Norwalk Boulevard, Norwalk, California 90650

Well ID	Installation Date	Installed By	Total Depth (feet bgs)	Casing Diameter (inches)	Screen Interval (feet bgs)	Slot Size (inches)	Casing Elevation (feet MSL)
PZ-1	07/12/91	GTI	50.0	2	25 - 50	0.010	73.74
PZ-2	**07/12/91**	**GTI**	**50.0**	**2**	**25 - 50**	**0.010**	**73.96**
PZ-3	**06/03/93**	**GTI**	**65.0**	**2**	**25 - 65**	**0.020**	**76.17**
PZ-4	06/02/93	GTI	60.0	2	25 - 60	0.020	76.13
PZ-5	**09/26/00**	**GMX**	**40.3**	**4**	**20.6 - 39.4**	**0.010**	**73.97**
PZ-6	09/26/00	GMX	37.5	4	22.8 - 37.8	0.010	73.91
PZ-7A*	04/07/03	GMX	32.0	2	21.5 - 31.2	0.010	73.87
PZ-7B*	04/07/03	GMX	47.5	2	42 - 46.7	0.010	73.79
PZ-8A*	04/08/03	GMX	31.5	2	21.2 - 31	0.010	75.81
PZ-8B*	04/08/03	GMX	47.0	2	41.4 - 46.2	0.010	75.69
PZ-9A*	04/09/03	GMX	32.0	2	21.6 - 30.9	0.010	76.14
PZ-9B*	04/09/03	GMX	47.0	2	41.5 - 46.2	0.010	76.26
PZ-10	04/10/03	GMX	38.5	2	23.2 - 37.9	0.020	74.34
RTF-18-E	12/28/15	SGI	41.0	4	25.0 - 40.0	0.020	75.19
RTF-18-N	12/28/15	SGI	41.0	4	25.0 - 40.0	0.020	75.17
RTF-18-NNW	12/29/15	SGI	41.0	4	25.0 - 40.0	0.020	76.77
RTF-18-NW	12/29/15	SGI	41.0	4	25.0 - 40.0	0.020	76.22
RTF-18-W	12/28/15	SGI	41.0	4	25.0 - 40.0	0.020	74.86
TF-8	09/22/95	GTI	63.0	1.5	25 - 60	0.020	75.60
TF-8	**09/22/95**	**GTI**	**63.0**	**4**	**25 - 60**	**0.020**	**74.86**
TF-9*	09/22/95	GTI	63.0	1.5	25 - 60	0.020	75.27
TF-9*	09/22/95	GTI	63.0	4	25 - 60	0.020	74.47
TF-9R	**06/06/17**	**SGI**	**50.0**	**4**	**20 - 50**	**0.020**	**78.00**
TF-10	09/25/95	GTI	63.0	1.5	25 - 60	0.020	74.19
TF-10	09/25/95	GTI	63.0	4	25 - 60	0.020	73.61
TF-11*	09/25/95	GTI	63.0	1.5	25 - 60	0.020	74.95
TF-11*	09/25/95	GTI	63.0	4	25 - 60	0.020	74.40
TF-11R	06/17/17	SGI	50.0	4	20 - 50	0.020	77.75
TF-13	09/26/95	GTI	63.0	1.5	25 - 60	0.020	75.90
TF-13	09/26/95	GTI	63.0	4	25 - 60	0.020	75.47
TF-14	09/27/95	GTI	63.0	1.5	25 - 60	0.020	74.78
TF-14	09/27/95	GTI	63.0	4	25 - 60	0.020	74.35
TF-15	09/28/95	GTI	63.0	1.5	25 - 60	0.020	75.40
TF-15	**09/28/95**	**GTI**	**63.0**	**4**	**25 - 60**	**0.020**	**74.78**
TF-16	09/28/95	GTI	63.0	1.5	25 - 60	0.020	76.48
TF-16	**09/28/95**	**GTI**	**63.0**	**4**	**25 - 60**	**0.020**	**75.89**
TF-17*	09/29/95	GTI	63.0	1.5	25 - 60	0.020	75.26
TF-17*	09/29/95	GTI	63.0	4	25 - 60	0.020	74.88
TF-17R/EP-72	**06/07/17**	**SGI**	**40.0**	**4 (steel)**	**20 - 40**	**0.020**	**77.63**
TF-18	**07/06/94**	**GTI**	**50.5**	**4**	**20 - 50**	**0.020**	**73.74**
TF-19	10/03/95	GTI	63.0	1.5	25 - 60	0.020	75.61
TF-19	10/03/95	GTI	63.0	4	25 - 60	0.020	75.07
TF-20*	10/03/95	GTI	63.0	1.5	25 - 60	0.020	75.59
TF-20*	10/03/95	GTI	63.0	4	25 - 60	0.020	75.08
TF-20R	**11/07/16**	**SGI**	**63.0**	**2**	**25 - 60**	**0.020**	**75.26**
TF-21	09/29/95	GTI	63.0	1.5	25 - 60	0.020	75.60
TF-21	**09/29/95**	**GTI**	**63.0**	**4**	**25 - 60**	**0.020**	**77.91**
TF-22*	10/02/95	GTI	63.0	1.5	25 - 60	0.020	74.95
TF-22*	10/02/95	GTI	63.0	4	25 - 60	0.020	74.76
TF-22R	06/06/17	SGI	50.0	2	20 - 50	0.020	79.92

TABLE 1
MONITORING WELL SPECIFICATIONS
Defense Fuel Support Point Norwalk
15306 Norwalk Boulevard, Norwalk, California 90650

Well ID	Installation Date	Installed By	Total Depth (feet bgs)	Casing Diameter (inches)	Screen Interval (feet bgs)	Slot Size (inches)	Casing Elevation (feet MSL)
TF-23	**07/05/94**	**GTI**	**50.5**	**4**	**20 - 50**	**0.020**	**75.31**
TF-24	09/26/95	GTI	63.0	1.5	25 - 60	0.020	76.35
TF-24	**09/26/95**	**GTI**	**63.0**	**4**	**25 - 60**	**0.020**	**76.43**
TF-25	04/04/01	GTI	47.0	1.5	41 - 46	0.020	-----
TF-25	04/04/01	GTI	47.0	4	26 - 36	0.020	74.85
TF-26	04/03/01	GTI	47.0	1.5	41 - 46	0.020	-----
TF-26	04/03/01	GTI	47.0	4	26 - 36	0.020	75.85
TFR-9	12/13/17	SGI	40.0	4	20 - 40	0.020	-----
TFR-12	12/11/17	SGI	40.0	4	20 - 40	0.020	-----
TFR-14	12/13/17	SGI	40.0	4	20 - 40	0.020	-----
TFR-15	12/14/17	SGI	40.0	4	20 - 40	0.020	-----
TFR-18	12/14/17	SGI	40.0	4	20 - 40	0.020	-----
TFR-22	11/30/17	SGI	40.0	4	20 - 40	0.020	-----
TFR-24	11/30/17	SGI	40.0	4	20 - 40	0.020	-----
TFR-27	11/29/17	SGI	40.0	4	20 - 40	0.020	-----
TFR-29	11/29/17	SGI	40.0	4	20 - 40	0.020	-----
TFR-33	11/28/17	SGI	40.0	4	20 - 40	0.020	-----
WCW-1	02/18/92	WCC	52.0	4	20 - 50	0.010	72.86
WCW-2	**02/21/92**	**WCC**	**52.0**	**4**	**20 - 50**	**0.010**	**75.34**
WCW-3	**02/19/92**	**WCC**	**56.5**	**4**	**19 - 49**	**0.010**	**76.16**
WCW-4	**02/20/92**	**WCC**	**56.5**	**4**	**20 - 50**	**0.010**	**78.05**
WCW-5	**04/30/92**	**WCC**	**52.0**	**4**	**19 - 49**	**0.010**	**73.49**
WCW-6	**04/20/92**	**WCC**	**53.5**	**4**	**20 - 50**	**0.010**	**75.52**
WCW-7	04/29/92	WCC	53.0	4	20 - 50	0.010	76.44
WCW-8	**04/21/92**	**WCC**	**53.5**	**4**	**20 - 50**	**0.010**	**77.34**
WCW-9	04/28/92	WCC	53.5	4	20 - 50	0.010	77.74
WCW-10	09/11/92	WCC	56.5	4	25 - 55	0.010	74.06
WCW-11	09/09/92	WCC	61.5	4	30 - 60	0.010	75.29
WCW-12	**09/08/92**	**WCC**	**61.5**	**4**	**30 - 60**	**0.010**	**76.27**
WCW-13	**09/10/92**	**WCC**	**61.5**	**4**	**30 - 60**	**0.010**	**77.70**
WCW-14	**08/12/98**	**FDGTI**	**59.0**	**4**	**24 - 59**	**0.010**	**78.81**

Notes:
Monitoring wells sampled during this sampling event are shown in **bold**.
Biosparge and vapor extraction wells used for remediation purposes only are not included.
feet bgs = feet below ground surface
feet MSL = feet above mean sea level
WCC = Woodward-Clyde Consultants
GMX = Geomatrix Consultants
* Well has been decommissioned
SGI = The Source Group, Inc.
GTI = Groundwater Technology/Groundwater Technology Government Services, Inc.
FDGTI = Fluor Daniel GTI
Parsons = Parsons Corporation
CH2M = CH2M Hill Engineers, Inc.
----- = information not available
GW = Golden West

TABLE 2
GROUNDWATER ELEVATIONS AND MEASURED PRODUCT THICKNESSES
SECOND SEMIANNUAL 2022 MONITORING EVENT
Defense Fuel Support Point Norwalk
15306 Norwalk Boulevard, Norwalk, California 90650

Well ID	Date	Gauged By	Top of Casing Elevation (feet MSL)	Depth to Product (feet btc)	Depth to Water (feet btc)	Measured Product Thickness (feet)	Groundwater Elevation (feet MSL)
Exposition Aquifer							
EXP-1	10/31/22	SGI/Apex	78.44	-----	61.46	-----	16.98
EXP-1	10/31/22	BT	78.44	-----	61.41	-----	17.03
EXP-2	10/31/22	SGI/Apex	79.43	-----	62.51	-----	16.92
EXP-2	10/31/22	BT	79.43	-----	62.62	-----	16.81
EXP-3	10/31/22	SGI/Apex	74.36	-----	57.35	-----	17.01
EXP-3	10/31/22	BT	74.36	-----	57.35	-----	17.01
EXP-4	10/31/22	BT	79.81	-----	62.73	-----	17.08
EXP-5	10/31/22	BT	72.41	-----	55.17	-----	17.24
Uppermost Aquifer							
EP-73	11/01/22	SGI/Apex	77.21	-----	37.53	-----	39.68
GMW-1	10/31/22	BT	74.77	-----	35.01	-----	39.76
GMW-3	10/31/22	BT	75.10	-----	36.11	-----	38.99
GMW-4R	10/31/22	BT	75.13	-----	35.73	-----	39.40
GMW-5	11/01/22	SGI/Apex	77.61	obstruction at 28.51 feet			
GMW-6	11/01/22	SGI/Apex	77.31	-----	37.68	-----	39.63
GMW-7	11/02/22	SGI/Apex	76.87	-----	37.40	-----	39.47
GMW-8	10/31/22	BT	73.20	-----	33.57	-----	39.63
GMW-9	10/31/22	BT	77.16	-----	36.96	-----	40.20
GMW-10	10/31/22	BT	73.35	-----	33.80	sheen	39.55
GMW-12	10/31/22	SGI/Apex	75.21	-----	34.84	-----	40.37
GMW-13	10/31/22	BT	74.17	-----	34.74	-----	39.43
GMW-14R	10/31/22	BT	75.30	-----	36.53	-----	38.77
GMW-15	11/01/22	SGI/Apex	76.21	-----	36.68	-----	39.53
GMW-16	11/01/22	SGI/Apex	77.00	-----	38.27	-----	38.73
GMW-17R	10/31/22	SGI/Apex	77.79	-----	35.68	-----	42.11
GMW-18	11/01/22	SGI/Apex	75.36	-----	36.21	-----	39.15
GMW-19	11/01/22	SGI/Apex	76.83	-----	37.45	-----	39.38
GMW-20	10/31/22	SGI/Apex	75.10	-----	35.18	-----	39.92
GMW-21	11/01/22	SGI/Apex	76.23	-----	36.75	-----	39.48
GMW-22	10/31/22	BT	77.24	-----	37.23	-----	40.01
GMW-23	10/31/22	BT	74.85	33.54	40.77	7.23	NC
GMW-24	10/31/22	BT	77.48	-----	37.52	-----	39.96
GMW-25	10/31/22	BT	78.14	-----	38.10	-----	40.04
GMW-26	10/31/22	BT	74.52	-----	34.50	-----	40.02
GMW-28	10/31/22	BT	74.68	-----	34.46	-----	40.22
GMW-29	10/31/22	BT	77.57	34.24	35.04	0.80	NC
GMW-30	10/31/22	BT	74.91	34.49	34.72	0.23	NC
GMW-31	11/02/22	SGI/Apex	76.50	-----	36.18	-----	40.32
GMW-32R	11/01/22	SGI/Apex	76.93	obstruction at 28.15 feet			
GMW-33	10/31/22	SGI/Apex	74.88	obstruction at 16.15 feet			
GMW-35R	10/31/22	SGI/Apex	75.90	-----	37.04	-----	38.86
GMW-36	10/31/22	BT	76.66	-----	33.34	-----	43.32
GMW-39	10/31/22	BT	74.06	-----	34.12	-----	39.94
GMW-40	10/31/22	SGI/Apex	NS	unable to locate well			

TABLE 2
GROUNDWATER ELEVATIONS AND MEASURED PRODUCT THICKNESSES
SECOND SEMIANNUAL 2022 MONITORING EVENT
Defense Fuel Support Point Norwalk
15306 Norwalk Boulevard, Norwalk, California 90650

Well ID	Date	Gauged By	Top of Casing Elevation (feet MSL)	Depth to Product (feet btc)	Depth to Water (feet btc)	Measured Product Thickness (feet)	Groundwater Elevation (feet MSL)
GMW-41	11/01/22	SGI/Apex	72.69	-----	33.66	-----	39.03
GMW-42	10/31/22	SGI/Apex	75.50	-----	32.50	-----	43.00
GMW-43	10/31/22	SGI/Apex	76.07	-----	36.75	-----	39.32
GMW-44	10/31/22	SGI/Apex	75.71	-----	36.14	-----	39.57
GMW-45	11/01/22	SGI/Apex	75.67	-----	35.45	-----	40.22
GMW-47	11/01/22	SGI/Apex	75.98	-----	36.31	-----	39.67
GMW-48	10/31/22	SGI/Apex	75.03	-----	39.22	-----	35.81
GMW-54	11/01/22	SGI/Apex	74.73	-----	33.41	-----	41.32
GMW-56	11/01/22	SGI/Apex	76.52	-----	35.45	-----	41.07
GMW-57	10/31/22	SGI/Apex	76.66	-----	36.70	-----	39.96
GMW-58	10/31/22	SGI/Apex	75.48	-----	36.93	-----	38.55
GMW-59	10/31/22	SGI/Apex	75.28	-----	34.29	-----	40.99
GMW-60	10/31/22	SGI/Apex	76.24	-----	31.78	-----	44.46
GMW-61	10/31/22	SGI/Apex	75.60	-----	33.68	-----	41.92
GMW-62	10/31/22	SGI/Apex	76.34	-----	36.32	-----	40.02
GMW-63	10/31/22	SGI/Apex	77.32	-----	36.57	-----	40.75
GMW-64	10/31/22	SGI/Apex	75.84	-----	34.96	-----	40.88
GMW-65	10/31/22	SGI/Apex	76.78	-----	36.18	-----	40.60
GMW-66R	10/31/22	SGI/Apex	79.23	-----	39.13	-----	40.10
GMW-67	10/31/22	SGI/Apex	76.00	-----	35.10	-----	40.90
GMW-68	10/31/22	SGI/Apex	75.52	-----	35.27	-----	40.25
GMW-69	10/31/22	SGI/Apex	75.31	-----	34.81	-----	40.50
GMW-O-1	10/31/22	BT	71.45	-----	30.68	-----	40.77
GMW-O-2	10/31/22	BT	72.54	-----	30.62	-----	41.92
GMW-O-3	10/31/22	BT	72.19	-----	31.19	-----	41.00
GMW-O-4	10/31/22	BT	71.95	-----	31.52	-----	40.43
GMW-O-5	10/31/22	BT	72.36	-----	32.20	-----	40.16
GMW-O-6	10/31/22	BT	71.41	-----	30.30	-----	41.11
GMW-O-7	10/31/22	BT	70.98	-----	29.99	-----	40.99
GMW-O-8	10/31/22	BT	70.91	-----	29.40	-----	41.51
GMW-O-9	10/31/22	BT	73.50	-----	32.17	-----	41.33
GMW-O-10	10/31/22	BT	73.98	-----	33.32	-----	40.66
GMW-O-11	10/31/22	BT	74.17	inaccessible due to construction			
GMW-O-12	10/31/22	BT	73.49	inaccessible due to construction			
GMW-O-14	10/31/22	BT	74.08	-----	29.25	-----	44.83
GMW-O-16	10/31/22	BT	74.10	-----	33.30	-----	40.80
GMW-O-17	10/31/22	BT	73.78	-----	33.40	-----	40.38
GMW-O-18	10/31/22	BT	74.32	-----	34.00	-----	40.32
GMW-O-19	10/31/22	BT	74.46	-----	33.43	-----	41.03
GMW-O-20	10/31/22	BT	73.32	inaccessible due to construction			
GMW-O-21	10/31/22	BT	71.43	-----	30.85	-----	40.58
GMW-O-24	10/31/22	BT	74.39	-----	34.21	-----	40.18
GMW-SF-8	10/31/22	BT	74.28	-----	34.35	-----	39.93
GW-1	10/31/22	SGI/Apex	75.97	-----	36.90	-----	39.07
GW-2	10/31/22	SGI/Apex	75.78	-----	36.30	-----	39.48
GW-3	10/31/22	SGI/Apex	75.79	-----	36.65	-----	39.14

TABLE 2
GROUNDWATER ELEVATIONS AND MEASURED PRODUCT THICKNESSES
SECOND SEMIANNUAL 2022 MONITORING EVENT
Defense Fuel Support Point Norwalk
15306 Norwalk Boulevard, Norwalk, California 90650

Well ID	Date	Gauged By	Top of Casing Elevation (feet MSL)	Depth to Product (feet btc)	Depth to Water (feet btc)	Measured Product Thickness (feet)	Groundwater Elevation (feet MSL)
GW-4	11/02/22	SGI/Apex	73.86	pump in well; could not gauge			
GW-5R	11/01/22	SGI/Apex	79.06	-----	39.45	-----	39.61
GW-6	11/01/22	SGI/Apex	76.38	-----	37.07	-----	39.31
GW-7	11/01/22	SGI/Apex	75.02	-----	36.48	-----	38.54
GW-8	11/01/22	SGI/Apex	76.15	-----	36.98	-----	39.17
GW-13	10/31/22	SGI/Apex	76.85	-----	37.48	-----	39.37
GW-14R	11/02/22	SGI/Apex	78.77	-----	34.27	-----	44.50
GW-15	10/31/22	SGI/Apex	74.94	-----	33.68	-----	41.26
GW-16	11/02/22	SGI/Apex	76.33	-----	38.60	-----	37.73
GWR-1R	10/31/22	BT	76.64	-----	36.60	-----	40.04
GWR-3	10/31/22	BT	77.60	-----	37.43	-----	40.17
HL-2	10/31/22	BT	76.94	-----	36.70	-----	40.24
HL-3	10/31/22	BT	76.86	-----	36.82	-----	40.04
MW-6	10/31/22	BT	77.20	-----	37.58	-----	39.62
MW-7	10/31/22	BT	78.13	-----	38.22	-----	39.91
MW-8	10/31/22	BT	76.06	-----	33.75	-----	42.31
MW-9	10/31/22	BT	77.11	-----	35.28	-----	41.83
MW-12	10/31/22	BT	75.76	-----	36.20	-----	39.56
MW-13	11/01/22	SGI/Apex	78.25	-----	38.59	-----	39.66
MW-14	10/31/22	SGI/Apex	78.60	-----	39.19	-----	39.41
MW-15R	10/31/22	BT	74.85	-----	33.70	-----	41.15
MW-16	10/31/22	SGI/Apex	76.87	-----	37.36	-----	39.51
MW-17	10/31/22	SGI/Apex	77.86	-----	36.43	-----	41.43
MW-18 (MID)	10/31/22	BT	75.67	-----	39.70	-----	35.97
MW-19 (MID)	10/31/22	BT	78.14	-----	41.40	-----	36.74
MW-20 (MID)	10/31/22	BT	77.19	-----	39.53	-----	37.66
MW-21 (MID)	10/31/22	BT	77.55	-----	37.60	-----	39.95
MW-22 (MID)	10/31/22	SGI/Apex	79.57	-----	41.71	-----	37.86
MW-24	10/31/22	SGI/Apex	77.66	-----	38.20	-----	39.46
MW-26	10/31/22	SGI/Apex	77.40	-----	37.83	-----	39.57
MW-27	10/31/22	SGI/Apex	78.46	-----	39.06	-----	39.40
MW-28	10/31/22	SGI/Apex	75.90	-----	32.31	-----	43.59
MW-29	10/31/22	SGI/Apex	79.13	-----	39.72	-----	39.41
MW-O-2	10/31/22	BT	71.90	-----	33.44	-----	38.46
MW-SF-1	10/31/22	BT	78.93	-----	38.68	-----	40.25
MW-SF-2	10/31/22	BT	78.53	-----	38.24	-----	40.29
MW-SF-3	10/31/22	BT	78.12	-----	37.87	-----	40.25
MW-SF-4	10/31/22	BT	79.38	-----	38.97	-----	40.41
MW-SF-5	10/31/22	BT	79.74	-----	DRY (38.19)	-----	-----
MW-SF-6	10/31/22	BT	76.80	-----	36.45	-----	40.35
MW-SF-10	10/31/22	BT	76.53	-----	DRY (29.41)	-----	-----
MW-SF-11	10/31/22	BT	78.56	-----	38.17	-----	40.39
MW-SF-12	10/31/22	BT	78.07	-----	37.42	-----	40.65
MW-SF-13	10/31/22	BT	73.40	-----	33.12	-----	40.28
MW-SF-14	10/31/22	BT	78.16	-----	DRY (35.88)	-----	-----
MW-SF-15	10/31/22	BT	78.27	-----	38.02	-----	40.25

TABLE 2
GROUNDWATER ELEVATIONS AND MEASURED PRODUCT THICKNESSES
SECOND SEMIANNUAL 2022 MONITORING EVENT
Defense Fuel Support Point Norwalk
15306 Norwalk Boulevard, Norwalk, California 90650

Well ID	Date	Gauged By	Top of Casing Elevation (feet MSL)	Depth to Product (feet btc)	Depth to Water (feet btc)	Measured Product Thickness (feet)	Groundwater Elevation (feet MSL)
MW-SF-16	10/31/22	BT	78.21	obstruction at 33.17 feet			
PW-1	10/31/22	BT	75.52	-----	35.80	-----	39.72
PW-2	10/31/22	BT	74.71	-----	34.66	-----	40.05
PW-3	10/31/22	BT	73.71	-----	33.60	-----	40.11
PZ-2	10/31/22	BT	73.96	-----	34.03	-----	39.93
PZ-3	11/02/22	SGI/Apex	76.17	-----	36.68	-----	39.49
PZ-5	10/31/22	BT	73.97	-----	34.02	-----	39.95
PZ-10	10/31/22	BT	74.34	obstruction at 27.85 feet			
RTF-18-E	11/02/22	SGI/Apex	74.63	-----	34.88	-----	39.75
RTF-18-N	11/02/22	SGI/Apex	75.17	-----	33.77	-----	41.40
RTF-18-NNW	11/02/22	SGI/Apex	74.88	-----	35.03	-----	39.85
RTF-18-NW	11/02/22	SGI/Apex	74.28	-----	33.25	-----	41.03
RTF-18-W	11/02/22	SGI/Apex	74.37	-----	33.11	-----	41.26
TF-8	11/01/22	SGI/Apex	74.86	-----	35.69	-----	39.17
TF-9R	10/31/22	SGI/Apex	78.00	-----	36.09	-----	41.91
TF-15	11/01/22	SGI/Apex	74.78	-----	36.12	-----	38.66
TF-16	11/01/22	SGI/Apex	75.89	-----	36.31	-----	39.58
TF-17R/EP-72	11/01/22	SGI/Apex	77.63	-----	38.06	-----	39.57
TF-18	11/02/22	SGI/Apex	74.16	-----	33.31	-----	40.85
TF-19	11/02/22	SGI/Apex	75.07	-----	34.57	-----	40.50
TF-20R	10/31/22	SGI/Apex	75.26	-----	35.97	-----	39.29
TF-21	11/02/22	SGI/Apex	77.91	-----	38.78	-----	39.13
TF-23	11/01/22	SGI/Apex	75.31	-----	35.63	-----	39.68
TF-24	11/01/22	SGI/Apex	76.43	-----	37.77	-----	38.66
TFR-9	11/02/22	SGI/Apex	77.06	-----	36.96	-----	40.10
TFR-12	11/02/22	SGI/Apex	76.81	-----	37.28	-----	39.53
TFR-14	11/02/22	SGI/Apex	77.34	-----	37.70	-----	39.64
TFR-15	11/02/22	SGI/Apex	76.89	-----	37.32	-----	39.57
TFR-18	11/02/22	SGI/Apex	75.18	-----	35.61	-----	39.57
TFR-22	11/02/22	SGI/Apex	74.65	35.05	35.68	0.63	NC
TFR-24	11/02/22	SGI/Apex	74.42	-----	34.82	-----	39.60
TFR-27	11/02/22	SGI/Apex	74.65	-----	35.84	-----	38.81
TFR-29	11/02/22	SGI/Apex	74.69	-----	34.85	-----	39.84
TFR-33	11/02/22	SGI/Apex	75.12	-----	34.28	-----	40.84
VEW-1	10/31/22	BT	NS	-----	DRY (12.44)	-----	-----
VEW-2	10/31/22	BT	NS	-----	DRY (28.69)	-----	-----
WCW-1	10/31/22	BT	72.86	-----	32.48	-----	40.38
WCW-2	10/31/22	BT	75.34	-----	36.12	-----	39.22
WCW-3	10/31/22	BT	76.16	-----	37.17	-----	38.99
WCW-4	10/31/22	BT	78.05	-----	39.43	-----	38.62
WCW-5	10/31/22	BT	73.49	-----	33.74	-----	39.75
WCW-6	10/31/22	BT	75.52	-----	35.84	-----	39.68
WCW-7	10/31/22	BT	76.44	obstruction at 36.92 feet			
WCW-8	10/31/22	BT	77.34	-----	38.27	-----	39.07
WCW-9	10/31/22	BT	77.74	-----	37.61	-----	40.13

TABLE 2
GROUNDWATER ELEVATIONS AND MEASURED PRODUCT THICKNESSES
SECOND SEMIANNUAL 2022 MONITORING EVENT
Defense Fuel Support Point Norwalk
15306 Norwalk Boulevard, Norwalk, California 90650

Well ID	Date	Gauged By	Top of Casing Elevation (feet MSL)	Depth to Product (feet btc)	Depth to Water (feet btc)	Measured Product Thickness (feet)	Groundwater Elevation (feet MSL)
WCW-10	10/31/22	BT	74.06	-----	35.62	-----	38.44
WCW-11	10/31/22	BT	75.29	-----	37.20	-----	38.09
WCW-12	10/31/22	BT	76.27	-----	37.99	-----	38.28
WCW-13	10/31/22	BT	77.70	-----	39.76	-----	37.94
WCW-14	10/31/22	BT	78.81	-----	40.61	-----	38.20

Notes: feet MSL = feet below mean sea level
feet btc = feet below top of casing
SGI/Apex = The Source Group, Inc., a wholly owned subsidiary of Apex Companies, LLC
BT = Blaine Tech Services, Inc.
----- = not applicable
NC = not calculated
NS = not surveyed

TABLE 3
HISTORICAL AND CURRENT FLOATING PRODUCT SUMMARY
Defense Fuel Supply Point Norwalk

Well ID	Maximum Product Thickness	Date (Maximum Thickness)	Most Recent Measured Thickness	Date Measured	Percent Reduction
North-Central Area					
EP-73	**1.78**	16-Apr-18	0.00	1-Nov-22	100
GMW-7	**5.68**	28-May-96	0.00	2-Nov-22	100
GMW-11	**2.00***	7-Aug-01	0.00	2-Oct-17	100
GMW-12	**0.66**	28-May-96	0.00	31-Oct-22	100
GMW-15	**0.45***	28-May-96	0.00	1-Nov-22	100
GMW-17/GMW-17R	**5.82**	31-Dec-97	0.00	31-Oct-22	100
GMW-18	**6.03**	1-May-98	0.00	1-Nov-22	100
GMW-20	**1.12***	7-Aug-01	0.00	31-Oct-22	100
GMW-21	**5.32**	28-May-96	0.00	1-Nov-22	100
GMW-34	**4.18**	20-Nov-96	0.00	1-Oct-10	100
GMW-35/GMW-35R	**4.52**	28-May-96	0.00	1-Nov-22	100
GMW-41	**0.09**	15-Apr-14	0.00	1-Nov-22	100
GMW-42	**1.47**	28-May-96	0.00	31-Oct-22	100
GMW-45	**1.42**	19-Apr-17	0.00	1-Nov-22	100
GMW-48	**2.21**	31-Dec-97	0.00	31-Oct-22	100
GMW-50	**0.31***	7-May-01	0.00	14-Apr-16	100
GMW-51	**2.01***	7-May-01	0.00	12-Apr-12	100
GMW-53	**0.01***	8-Apr-10	0.00	12-Apr-12	100
GW-6	**0.01***	7-Jul-11	0.00	1-Nov-22	100
GW-7	**0.23***	19-Oct-15	0.00	1-Nov-22	100
GW-14/GW-14R	**3.47**	5-Nov-18	0.00	2-Nov-22	100
MW-11	**2.89**	28-May-96	0.00	5-Apr-13	100
MW-29	**0.25**	20-Nov-96	0.00	31-Oct-22	100
PZ-3	**6.87**	1-May-98	0.00	2-Nov-22	100
RTF-18-E	**1.68**	27-Sep-17	0.00	2-Nov-22	100
RTF-18-N	**2.65**	5-Nov-18	0.00	2-Nov-22	100
RTF-18-NNW	**2.60**	5-Nov-18	0.00	2-Nov-22	100
RTF-18-NW	**2.55**	5-Nov-18	0.00	2-Nov-22	100
RTF-18-W	**2.65**	5-Nov-18	0.00	2-Nov-22	100
TF-9/TF-9R	**0.04**	25-May-99	0.00	31-Oct-22	100
TF-11	**0.18**	19-Sep-02	0.00	3-Apr-13	100
TF-13	**2.92**	31-Dec-97	0.00	3-Apr-13	100
TF-14	**4.82**	31-Dec-97	0.00	3-Apr-13	100
TF-15	**3.77**	31-Dec-97	0.00	1-Nov-22	100
TF-16	**4.10**	31-Dec-97	0.00	1-Nov-22	100
TF-17/TF-17R/EP-72	**2.96**	1-May-06	0.00	1-Nov-22	100
TF-18	**2.96**	11-Apr-16	0.00	2-Nov-22	100
TF-19	**2.26**	20-Apr-15	0.00	2-Nov-22	100
TF-20/TF-20R	**4.19**	1-Dec-06	0.00	31-Oct-22	100
TF-21	**0.36**	15-May-00	0.00	2-Nov-22	100
TF-22	**1.67**	1-May-98	0.00	3-Apr-13	100
TF-23	**0.39**	3-Oct-16	0.00	1-Nov-22	100
TF-24	**1.94**	25-May-99	0.00	1-Nov-22	100
TF-26	**1.10**	9-Apr-14	**1.10**	9-Apr-14	0.0
TFR-9	**2.49**	16-Apr-18	0.00	2-Nov-22	100
TFR-12	**3.55**	5-Nov-18	0.00	2-Nov-22	100
TFR-14	**0.62**	16-Apr-18	0.00	2-Nov-22	100
TFR-15	**1.90**	5-Nov-18	0.00	2-Nov-22	100
TFR-18	**0.91**	5-Nov-18	0.00	2-Nov-22	100
TFR-22	**5.25**	16-Apr-18	**0.63**	2-Nov-22	88.0
TFR-24	**3.45**	5-Nov-18	0.00	2-Nov-22	100
TFR-27	**2.82**	16-Apr-18	0.00	2-Nov-22	100
TFR-29	**7.42**	16-Apr-18	0.00	2-Nov-22	100
TFR-33	**2.90**	5-Nov-18	0.00	2-Nov-22	100

TABLE 3
HISTORICAL AND CURRENT FLOATING PRODUCT SUMMARY
Defense Fuel Supply Point Norwalk

Well ID	Maximum Product Thickness	Date (Maximum Thickness)	Most Recent Measured Thickness	Date Measured	Percent Reduction
East-Central Area					
GMW-58	**2.71**	7-May-01	0.00	31-Oct-22	100
GMW-59	**2.17**	5-May-00	0.00	31-Oct-22	100
GMW-61	**0.02***	20-Oct-15	0.00	31-Oct-22	100
GMW-62	**5.63**	27-Oct-14	0.00	31-Oct-22	100
GMW-68	**3.00**	3-Oct-16	0.00	31-Oct-22	100
GW-15	**6.07**	13-Apr-13	0.00	31-Oct-22	100
Truck Rack Area					
GMW-4/GMW-4R	**5.74**	31-Oct-05	0.00	31-Oct-22	100
MW-9	**1.59**	28-Aug-07	0.00	31-Oct-22	100
MW-15/MW-15R	**1.23**	12-Nov-07	0.00	31-Oct-22	100
South-Central Area					
GMW-9	**6.67**	3-Jul-14	0.00	31-Oct-22	100
GMW-10	**7.75**	4-Nov-02	0.00	31-Oct-22	100
GMW-22	**7.42**	1-May-98	0.00	31-Oct-22	100
GMW-23	**7.23**	31-Oct-22	**7.23**	31-Oct-22	0.0
GMW-24	**6.56**	3-Jul-14	0.00	31-Oct-22	100
GMW-25	**7.68**	1-May-98	0.00	31-Oct-22	100
GMW-27/GMW-27R	**0.67***	31-Dec-97	0.00	2-Oct-17	100
GMW-28	**0.65**	1-May-98	0.00	31-Oct-22	100
GMW-29	**3.51**	19-Oct-15	**0.80**	31-Oct-22	77.2
GMW-30	**6.11**	4-May-99	**0.23**	31-Oct-22	96.2
GMW-O-11	**4.51**	3-Nov-14	0.00	9-May-22	100
GMW-O-12	**11.27**	30-Oct-15	**0.95**	9-May-22	91.6
GMW-O-13	**2.44**	20-Nov-96	0.00	8-Apr-02	100
GMW-O-14	**0.03***	31-Dec-97	0.00	31-Oct-22	100
GMW-O-20	**5.03**	7-Oct-13	0.00	9-May-22	100
GMW-O-21	**2.42**	2-Jul-15	0.00	31-Oct-22	100
GMW-O-23	**4.56**	7-Oct-13	0.00	9-May-22	100
GMW-SF-9	**1.04**	5-Sep-14	0.00	21-Oct-15	100
GWR-3	**7.35**	24-Jul-15	0.00	31-Oct-22	100
MW-18(MID)	**0.61**	28-May-96	0.00	31-Oct-22	100
MW-O-1	**1.53**	14-Aug-07	0.00	4-May-20	100
MW-O-2	**5.19**	21-May-15	0.00	31-Oct-22	100
MW-O-4	**0.05***	4-May-99	0.00	8-Apr-02	100
MW-SF-1	**7.17**	6-May-14	0.00	31-Oct-22	100
MW-SF-2	**16.82**	1-Jul-97	0.00	31-Oct-22	100
MW-SF-3	**1.53**	7-Aug-01	0.00	31-Oct-22	100
MW-SF-4	**8.07**	19-Nov-99	0.00	31-Oct-22	100
MW-SF-5	**0.02**	4-Nov-02	0.00	17-Apr-17	100
MW-SF-6	**7.94**	20-Nov-96	0.00	31-Oct-22	100
MW-SF-9	**9.02**	20-Apr-15	0.00	11-Apr-16	100
MW-SF-10	**0.14**	4-Oct-10	0.00	3-Oct-16	100
MW-SF-11	**4.03**	20-Apr-15	0.00	31-Oct-22	100
MW-SF-12	**5.59**	5-Sep-14	0.00	31-Oct-22	100
MW-SF-13	**5.85**	19-Oct-15	0.00	31-Oct-22	100
MW-SF-14	**1.25**	14-Apr-14	0.00	3-Oct-16	100
MW-SF-15	**3.03**	19-Oct-15	0.00	31-Oct-22	100
MW-SF-16	**0.59**	14-Nov-13	0.00	17-Apr-17	100
PZ-2	**1.87**	9-Aug-99	0.00	31-Oct-22	100
Southeastern Area					
GMW-36	**4.50**	26-Dec-12	0.00	31-Oct-22	100
GMW-O-15	**6.00**	28-May-96	0.00	3-May-21	100
GMW-O-18	**4.94**	13-Dec-16	0.00	31-Oct-22	100

Notes: Measured product thicknesses are in feet.
* = indicates this was the only recorded incidence of free product.

TABLE 4
ANALYTICAL RESULTS FOR TPH, BTEX COMPOUNDS, 1,2-DCA, AND FUEL OXYGENATES IN GROUNDWATER
SECOND SEMIANNUAL 2022 SAMPLING EVENT
Defense Fuel Support Point Norwalk
15306 Norwalk Boulevard, Norwalk, California 90650

Sample ID	Sampled By	Sample Date	TPHg (µg/L)	TPHd (µg/L)	Benzene (µg/L)	Toluene (µg/L)	Ethyl-benzene (µg/L)	Xylenes (µg/L)	1,2-DCA (µg/L)	MTBE (µg/L)	TBA (µg/L)	DIPE (µg/L)	ETBE (µg/L)	TAME (µg/L)
Exposition Aquifer														
EXP-1	SGI/Apex	11/1/2022	<100	<100	<0.50	<0.50	<0.50	<1.5	<0.50	<1.2	<10	<2.0	<2.0	<2.0
EXP-1	BT	11/1/2022	<50	**110**[a]	<0.50	<0.50	<0.50	<0.50	<0.50	<0.50	<10	<1.0	<1.0	<1.0
EXP-2	SGI/Apex	11/4/2022	<100	<100	<0.50	<0.50	<0.50	<1.5	<0.50	**2.6**	<10	<2.0	<2.0	<2.0
EXP-2	BT	11/4/2022	<50	<50	<0.50	<0.50	<0.50	<0.50	<0.50	**2.9**	<10	<1.0	<1.0	<1.0
EXP-3	SGI/Apex	10/31/2022	<100	<100	<0.50	<0.50	<0.50	<1.5	<0.50	<1.2	<10	<2.0	<2.0	<2.0
EXP-3	BT	10/31/2022	<50	**52**[a]	<0.50	<0.50	<0.50	<0.50	<0.50	<0.50	<10	<1.0	<1.0	<1.0
EXP-4	BT	11/2/2022	<50	<50	<0.50	<0.50	<0.50	<0.50	<0.50	<0.50	<10	<1.0	<1.0	<1.0
EXP-5	BT	11/2/2022	<50	<50	<0.50	<0.50	<0.50	<0.50	<0.50	<0.50	<10	<1.0	<1.0	<1.0
Uppermost Aquifer														
GMW-1	BT	11/1/2022	<50	<50	<0.50	<0.50	<0.50	<0.50	<0.50	<0.50	<10	<1.0	<1.0	<1.0
GMW-3	BT	11/3/2022	<50	<50	<0.50	<0.50	<0.50	<0.50	<0.50	<0.50	<10	<1.0	<1.0	<1.0
GMW-4R	BT	11/1/2022	<50	**160**	<0.50	<0.50	<0.50	<0.50	<0.50	<0.50	<10	<1.0	<1.0	<1.0
GMW-6	SGI/Apex	11/3/2022	<100	<100	<0.50	<0.50	<0.50	<1.5	<0.50	<1.2	<10	<2.0	<2.0	<2.0
GMW-7	SGI/Apex	11/10/2022	**790**	**10,000**	**59**	**0.70**	**1.1**	**0.50**	<0.50	<1.2	**20**	<2.0	<2.0	<2.0
GMW-8	BT	11/1/2022	<50	**110**[b]	<0.50	<0.50	<0.50	<0.50	<0.50	<0.50	<10	<1.0	<1.0	<1.0
GMW-9	BT	11/3/2022	<50	<50	<0.50	<0.50	<0.50	<0.50	<0.50	<0.50	<10	<1.0	<1.0	<1.0
GMW-10	BT	11/4/2022	**250**	**2,400**	**8.7**	**1.2**	**6.4**	**22**	<2.0	**1.1**	<20	<2.0	<2.0	<2.0
DUP-6 (GMW-10)	BT	11/4/2022	**290**	**2,400**	**9.9**	**1.3**	**7.1**	**24**	<2.0	**1.2**	<20	<2.0	<2.0	<2.0
GMW-12	SGI/Apex	11/3/2022	<100	<100	<0.50	<0.50	<0.50	<1.5	<0.50	<1.2	<10	<2.0	<2.0	<2.0
GMW-13	BT	11/3/2022	<50	<50	<0.50	<0.50	<0.50	<0.50	<0.50	<0.50	<10	<1.0	<1.0	<1.0
GMW-14R	BT	11/1/2022	<50	<50	<0.50	<0.50	<0.50	<0.50	<0.50	<0.50	<10	<1.0	<1.0	<1.0
GMW-15	SGI/Apex	11/7/2022	<100	**490**	<0.50	<0.50	<0.50	<1.5	<0.50	<1.2	<10	<2.0	<2.0	<2.0
GMW-16	SGI/Apex	11/4/2022	<100	**270**	<0.50	<0.50	<0.50	<1.5	<0.50	<1.2	<10	<2.0	<2.0	<2.0
GMW-17R	SGI/Apex	11/2/2022	<100	<100	<0.50	<0.50	<0.50	<1.5	<0.50	<1.2	<10	<2.0	<2.0	<2.0
DUP-3 (GMW-17R)	SGI/Apex	11/2/2022	<100	<100	<0.50	<0.50	<0.50	<1.5	<0.50	<1.2	<10	<2.0	<2.0	<2.0
GMW-18	SGI/Apex	11/7/2022	<100	**140**	<0.50	<0.50	<0.50	<1.5	<0.50	<1.2	<10	<2.0	<2.0	<2.0
GMW-19	SGI/Apex	11/3/2022	<100	<100	<0.50	<0.50	<0.50	<1.5	<0.50	<1.2	<10	<2.0	<2.0	<2.0
GMW-21	SGI/Apex	11/2/2022	<100	<100	<0.50	<0.50	<0.50	<1.5	<0.50	<1.2	<10	<2.0	<2.0	<2.0
GMW-25	BT	11/3/2022	<50	**340**	<0.50	<0.50	<0.50	<0.50	<0.50	<0.50	<10	**1.5**	<1.0	<1.0
GMW-26	BT	11/2/2022	<50	<50	<0.50	<0.50	<0.50	<0.50	**0.95**	<0.50	<10	**2.0**	<1.0	<1.0
GMW-28	BT	11/2/2022	<50	<50	<0.50	<0.50	<0.50	<0.50	<0.50	**1.3**	<10	**2.0**	<1.0	<1.0
GMW-31	SGI/Apex	11/4/2022	<100	**10,000**	<0.50	<0.50	<0.50	<1.5	<0.50	<1.2	<10	<2.0	<2.0	<2.0
DUP-5 (GMW-31)	SGI/Apex	11/4/2022	<100	**15,000**	<0.50	<0.50	<0.50	<1.5	<0.50	<1.2	<10	<2.0	<2.0	<2.0

TABLE 4
ANALYTICAL RESULTS FOR TPH, BTEX COMPOUNDS, 1,2-DCA, AND FUEL OXYGENATES IN GROUNDWATER
SECOND SEMIANNUAL 2022 SAMPLING EVENT
Defense Fuel Support Point Norwalk
15306 Norwalk Boulevard, Norwalk, California 90650

Sample ID	Sampled By	Sample Date	TPHg (µg/L)	TPHd (µg/L)	Benzene (µg/L)	Toluene (µg/L)	Ethyl-benzene (µg/L)	Xylenes (µg/L)	1,2-DCA (µg/L)	MTBE (µg/L)	TBA (µg/L)	DIPE (µg/L)	ETBE (µg/L)	TAME (µg/L)
GMW-35R	SGI/Apex	11/1/2022	<100	<100	<0.50	<0.50	<0.50	<1.5	<0.50	<1.2	<10	<2.0	<2.0	<2.0
GMW-36	BT	11/3/2022	<50	<50	**0.99**	<0.50	<0.50	<0.50	<0.50	<0.50	<10	<1.0	<1.0	<1.0
GMW-39	BT	11/1/2022	<50	<50	<0.50	<0.50	<0.50	<0.50	<0.50	<0.50	<10	<1.0	<1.0	<1.0
GMW-41	SGI/Apex	11/7/2022	<100	<100	<0.50	<0.50	<0.50	<1.5	<0.50	<1.2	<10	<2.0	<2.0	<2.0
GMW-42	SGI/Apex	11/2/2022	<100	<100	<0.50	<0.50	<0.50	<1.5	<0.50	<1.2	<10	<2.0	<2.0	<2.0
GMW-43	SGI/Apex	11/3/2022	<100	<100	<0.50	<0.50	<0.50	<1.5	<0.50	<1.2	<10	<2.0	<2.0	<2.0
GMW-44	SGI/Apex	11/3/2022	<100	<100	<0.50	<0.50	<0.50	<1.5	<0.50	<1.2	<10	<2.0	<2.0	<2.0
GMW-45	SGI/Apex	11/8/2022	<100	**720**	<0.50	<0.50	<0.50	<1.5	<0.50	<1.2	<10	<2.0	<2.0	<2.0
GMW-47	SGI/Apex	11/8/2022	**160**	**320**	**5.2**	<0.50	<0.50	<1.5	<0.50	<1.2	<10	<2.0	<2.0	<2.0
DUP-7 (GMW-47)	SGI/Apex	11/8/2022	**130**	**320**	**6.8**	<0.50	<0.50	<1.5	<0.50	<1.2	**15**	<2.0	<2.0	<2.0
GMW-48	SGI/Apex	11/1/2022	<100	<100	<0.50	<0.50	<0.50	<1.5	<0.50	<1.2	<10	<2.0	<2.0	<2.0
GMW-56	SGI/Apex	11/3/2022	<100	<100	<0.50	<0.50	<0.50	<1.5	<0.50	<1.2	<10	<2.0	<2.0	<2.0
DUP-4 (GMW-56)	SGI/Apex	11/3/2022	<100	<100	<0.50	<0.50	<0.50	<1.5	<0.50	<1.2	<10	<2.0	<2.0	<2.0
GMW-57	SGI/Apex	11/3/2022	<100	<100	<0.50	<0.50	<0.50	<1.5	<0.50	<1.2	<10	<2.0	<2.0	<2.0
GMW-58	SGI/Apex	11/1/2022	<100	**2,300**	<0.50	<0.50	<0.50	<1.5	<0.50	<1.2	<10	<2.0	<2.0	<2.0
GMW-59	SGI/Apex	11/3/2022	<100	<100	<0.50	<0.50	<0.50	<1.5	<0.50	<1.2	<10	<2.0	<2.0	<2.0
GMW-60	SGI/Apex	11/1/2022	<100	<100	<0.50	<0.50	<0.50	<1.5	<0.50	<1.2	<10	<2.0	<2.0	<2.0
GMW-61	SGI/Apex	11/1/2022	<100	**1,400**	<0.50	<0.50	<0.50	<1.5	<0.50	<1.2	<10	<2.0	<2.0	<2.0
GMW-62	SGI/Apex	10/31/2022	**4,300**	**64,000**	**25**	<0.50	**3.4**	**2.99**	<0.50	<1.2	<10	<2.0	<2.0	<2.0
GMW-63	SGI/Apex	10/31/2022	<100	<100	<0.50	<0.50	<0.50	<1.5	<0.50	<1.2	<10	<2.0	<2.0	<2.0
GMW-64	SGI/Apex	10/31/2022	<100	<100	<0.50	<0.50	<0.50	<1.5	<0.50	<1.2	<10	<2.0	<2.0	<2.0
GMW-65	SGI/Apex	10/31/2022	<100	<100	<0.50	<0.50	<0.50	<1.5	<0.50	<1.2	<10	<2.0	<2.0	<2.0
GMW-66R	SGI/Apex	11/1/2022	<100	<100	<0.50	<0.50	<0.50	<1.5	<0.50	<1.2	<10	<2.0	<2.0	<2.0
GMW-67	SGI/Apex	10/31/2022	<100	<100	**2.5**	<0.50	<0.50	<1.5	<0.50	<1.2	<10	<2.0	<2.0	<2.0
GMW-68	SGI/Apex	10/31/2022	**1,900**	**2,300**	**110**	<1.0	**2.9**	**7.6**	<1.0	<2.4	<20	<4.0	<4.0	<4.0
GMW-69	SGI/Apex	10/31/2022	<100	<100	<0.50	<0.50	<0.50	<1.5	<0.50	<1.2	<10	<2.0	<2.0	<2.0
DUP-1 (GMW-69)	SGI/Apex	10/31/2022	<100	<100	<0.50	<0.50	<0.50	<1.5	<0.50	<1.2	<10	<2.0	<2.0	<2.0
GMW-O-1	BT	11/2/2022	<50	<50	<0.50	<0.50	<0.50	<0.50	**0.57**	<0.50	<10	<1.0	<1.0	<1.0
GMW-O-2	BT	11/2/2022	<50	<50	<0.50	<0.50	<0.50	<0.50	**1.0**	<0.50	<10	<1.0	<1.0	<1.0
GMW-O-3	BT	11/2/2022	<50	<50	<0.50	<0.50	<0.50	<0.50	**0.66**	<0.50	<10	<1.0	<1.0	<1.0
GMW-O-4	BT	11/2/2022	<50	<50	<0.50	<0.50	<0.50	<0.50	<0.50	<0.50	<10	<1.0	<1.0	<1.0
GMW-O-5	BT	11/2/2022	<50	<50	<0.50	<0.50	<0.50	<0.50	<0.50	<0.50	<10	<1.0	<1.0	<1.0
GMW-O-9	BT	11/2/2022	<50	<50	<0.50	<0.50	<0.50	<0.50	**0.67**	<0.50	<10	<1.0	<1.0	<1.0
GMW-O-10	BT	11/2/2022	<50	<50	<0.50	<0.50	<0.50	<0.50	**1.0**	<0.50	<10	<1.0	<1.0	<1.0

TABLE 4
ANALYTICAL RESULTS FOR TPH, BTEX COMPOUNDS, 1,2-DCA, AND FUEL OXYGENATES IN GROUNDWATER
SECOND SEMIANNUAL 2022 SAMPLING EVENT
Defense Fuel Support Point Norwalk
15306 Norwalk Boulevard, Norwalk, California 90650

Sample ID	Sampled By	Sample Date	TPHg (µg/L)	TPHd (µg/L)	Benzene (µg/L)	Toluene (µg/L)	Ethyl-benzene (µg/L)	Xylenes (µg/L)	1,2-DCA (µg/L)	MTBE (µg/L)	TBA (µg/L)	DIPE (µg/L)	ETBE (µg/L)	TAME (µg/L)
GMW-O-14	BT	11/4/2022	<50	<50	<0.50	<0.50	<0.50	<0.50	<0.50	<0.50	<10	<1.0	<1.0	<1.0
DUP-7 (GMW-O-14)	BT	11/4/2022	<50	<50	<0.50	<0.50	<0.50	<0.50	<0.50	<0.50	<10	<1.0	<1.0	<1.0
GMW-O-16	BT	11/2/2022	<50	<50	<0.50	<0.50	<0.50	<0.50	<0.50	<0.50	<10	<1.0	<1.0	<1.0
GMW-O-17	BT	11/2/2022	<50	<50	<0.50	<0.50	<0.50	<0.50	<0.50	<0.50	<10	<1.0	<1.0	<1.0
GMW-O-18	BT	11/3/2022	**1,600**	**2,100**	**0.57**	<0.50	**3.2**	**1.9**	<1.0	<0.50	**40**	<1.0	<1.0	<1.0
GMW-O-19	BT	11/2/2022	<50	<50	<0.50	<0.50	<0.50	<0.50	<0.50	<0.50	<10	<1.0	<1.0	<1.0
GMW-O-21	BT	11/4/2022	<50	**76**	<0.50	<0.50	<0.50	<0.50	<1.0	<0.50	<10	<1.0	<1.0	<1.0
GMW-O-24	BT	11/3/2022	<50	<50	<0.50	<0.50	<0.50	<0.50	<0.50	<0.50	<10	<1.0	<1.0	<1.0
GMW-SF-8	BT	11/1/2022	<50	<50	<0.50	<0.50	<0.50	<0.50	<0.50	<0.50	<10	<1.0	<1.0	<1.0
GW-2	SGI/Apex	11/4/2022	<100	**100**	<0.50	<0.50	<0.50	<1.5	<0.50	<1.2	<10	<2.0	<2.0	<2.0
GW-3	SGI/Apex	11/2/2022	<100	<100	<0.50	<0.50	<0.50	<1.5	<0.50	<1.2	<10	<2.0	<2.0	<2.0
GW-6	SGI/Apex	11/2/2022	<100	<100	<0.50	<0.50	<0.50	<1.5	<0.50	<1.2	<10	<2.0	<2.0	<2.0
GW-8	SGI/Apex	11/7/2022	<100	<100	<0.50	<0.50	<0.50	<1.5	<0.50	<1.2	<10	<2.0	<2.0	<2.0
GW-13	SGI/Apex	11/2/2022	<100	<100	<0.50	<0.50	<0.50	<1.5	<0.50	<1.2	<10	<2.0	<2.0	<2.0
GW-14R	SGI/Apex	11/7/2022	<100	**2,500**	<0.50	<0.50	<0.50	<1.5	<0.50	<1.2	<10	<2.0	<2.0	<2.0
GW-15	SGI/Apex	11/3/2022	<100	<100	<0.50	<0.50	<0.50	<1.5	<0.50	<1.2	<10	<2.0	<2.0	<2.0
GW-16	SGI/Apex	11/8/2022	<100	**180**	<0.50	<0.50	<0.50	<1.5	<0.50	<1.2	<10	<2.0	<2.0	<2.0
GWR-1R	BT	11/3/2022	<50	**51**	<0.50	<0.50	<0.50	<0.50	<0.50	**0.73**	<10	<1.0	<1.0	<1.0
DUP-2 (GWR-1R)	BT	11/3/2022	<50	**54**	<0.50	<0.50	<0.50	<0.50	<0.50	**0.69**	<10	<1.0	<1.0	<1.0
HL-2	BT	11/3/2022	<50	<50	<0.50	<0.50	<0.50	<0.50	<0.50	<0.50	<10	<1.0	<1.0	<1.0
HL-3	BT	11/1/2022	<50	**59**	<0.50	<0.50	<0.50	<0.50	<0.50	**0.65**	<10	<1.0	<1.0	<1.0
MW-6	BT	11/1/2022	<50	**63**[c]	<0.50	<0.50	<0.50	<0.50	**0.80**	<0.50	<10	<1.0	<1.0	<1.0
MW-7	BT	11/1/2022	<50	<50	<0.50	<0.50	<0.50	<0.50	<0.50	<0.50	<10	<1.0	<1.0	<1.0
MW-8	BT	11/1/2022	<50	<50	<0.50	<0.50	<0.50	<0.50	<0.50	<0.50	<10	<1.0	<1.0	<1.0
MW-9	BT	11/3/2022	<50	<50	<0.50	<0.50	<0.50	<0.50	<0.50	<0.50	<10	<1.0	<1.0	<1.0
DUP-4 (MW-9)	BT	11/3/2022	<50	<50	<0.50	<0.50	<0.50	<0.50	<0.50	<0.50	<10	<1.0	<1.0	<1.0
MW-12	BT	11/3/2022	<50	**82**	<0.50	<0.50	<0.50	<0.50	<0.50	<0.50	<10	<1.0	<1.0	<1.0
MW-13	SGI/Apex	11/7/2022	<100	**170**	<0.50	<0.50	<0.50	<1.5	<0.50	<1.2	<10	<2.0	<2.0	<2.0
MW-15R	BT	11/1/2022	<50	<50	<0.50	<0.50	<0.50	<0.50	<0.50	<0.50	<10	<1.0	<1.0	<1.0
MW-16	SGI/Apex	11/1/2022	<100	<100	<0.50	<0.50	<0.50	<1.5	<0.50	<1.2	<10	<2.0	<2.0	<2.0
MW-17	SGI/Apex	11/1/2022	<100	<100	<0.50	<0.50	<0.50	<1.5	<0.50	<1.2	<10	<2.0	<2.0	<2.0
DUP-2 (MW-17)	SGI/Apex	11/1/2022	<100	<100	<0.50	<0.50	<0.50	<1.5	<0.50	<1.2	<10	<2.0	<2.0	<2.0
MW-18 (MID)	BT	11/3/2022	<100	**140**	<0.50	<0.50	<0.50	<0.50	<1.0	**0.79**	**17**	**15**	<1.0	<1.0
MW-19 (MID)	BT	11/1/2022	<50	<50	<0.50	<0.50	<0.50	<0.50	**1.3**	<0.50	**16**	**2.2**	<1.0	<1.0

TABLE 4
ANALYTICAL RESULTS FOR TPH, BTEX COMPOUNDS, 1,2-DCA, AND FUEL OXYGENATES IN GROUNDWATER
SECOND SEMIANNUAL 2022 SAMPLING EVENT
Defense Fuel Support Point Norwalk
15306 Norwalk Boulevard, Norwalk, California 90650

Sample ID	Sampled By	Sample Date	TPHg (µg/L)	TPHd (µg/L)	Benzene (µg/L)	Toluene (µg/L)	Ethyl-benzene (µg/L)	Xylenes (µg/L)	1,2-DCA (µg/L)	MTBE (µg/L)	TBA (µg/L)	DIPE (µg/L)	ETBE (µg/L)	TAME (µg/L)
MW-20 (MID)	BT	11/1/2022	<50	<50	<0.50	<0.50	<0.50	<0.50	**9.7**	**10**	**20**	**5.6**	<1.0	<1.0
MW-21 (MID)	BT	11/1/2022	<50	**100**	<0.50	<0.50	<0.50	<0.50	**0.64**	**0.66**	<10	<1.0	<1.0	<1.0
DUP-1 [MW-21 (MID)]	BT	11/1/2022	<50	**92**	<0.50	<0.50	<0.50	<0.50	**0.63**	**0.72**	<10	<1.0	<1.0	<1.0
MW-22 (MID)	SGI/Apex	11/2/2022	<100	<100	<0.50	<0.50	<0.50	<1.5	<0.50	**1.8**	**20**	<2.0	<2.0	<2.0
MW-24	SGI/Apex	11/2/2022	<100	<100	<0.50	<0.50	<0.50	<1.5	<0.50	<1.2	<10	<2.0	<2.0	<2.0
MW-26	SGI/Apex	11/2/2022	<100	**110**	<0.50	<0.50	<0.50	<1.5	<0.50	<1.2	<10	<2.0	<2.0	<2.0
MW-27	SGI/Apex	11/7/2022	<100	**110**	<0.50	<0.50	<0.50	<1.5	<0.50	<1.2	**12**	<2.0	<2.0	<2.0
MW-29	SGI/Apex	11/3/2022	<100	<100	<0.50	<0.50	<0.50	<1.5	<0.50	<1.2	<10	<2.0	<2.0	<2.0
MW-O-2	BT	11/4/2022	**610**	**3,700**	**130**	**7.7**	**3.0**	**5.2**	<5.0	**14**	**1,100**	**8.0**	<5.0	<5.0
MW-SF-1	BT	11/4/2022	<500	**1,300**	<2.5	<2.5	<2.5	<2.5	<5.0	**3.0**	<50	**11**	<5.0	<5.0
MW-SF-4	BT	11/4/2022	<100	**300**	<0.50	<0.50	<0.50	<0.50	<1.0	**3.9**	<10	**16**	<1.0	<1.0
MW-SF-6	BT	11/4/2022	**110**	**9,500**	**0.68**	<0.50	<0.50	<0.50	<0.50	**2.7**	**12**	**14**	<1.0	<1.0
MW-SF-13	BT	11/4/2022	**110**	**450**	<0.50	<0.50	<0.50	<0.50	<1.0	**1.9**	<10	**14**	<1.0	<1.0
MW-SF-15	BT	11/4/2022	<200	**370**	<1.0	<1.0	<1.0	<1.0	<2.0	**1.7**	**410**	**54**	<2.0	<2.0
PW-3	BT	11/1/2022	<50	<50	<0.50	<0.50	<0.50	<0.50	<0.50	<0.50	<10	<1.0	<1.0	<1.0
PZ-2	BT	11/4/2022	<50	**420**	<0.50	<0.50	<0.50	<0.50	<0.50	**0.90**	<10	<1.0	<1.0	<1.0
DUP-5 (PZ-2)	BT	11/4/2022	<100	**450**	<0.50	<0.50	<0.50	<0.50	<0.50	**0.89**	<10	<1.0	<1.0	<1.0
PZ-3	SGI/Apex	11/10/2022	<100	**1,200**	**0.55**	<0.50	<0.50	<1.5	<0.50	<1.2	<10	<2.0	<2.0	<2.0
PZ-5	BT	11/3/2022	**120**	**190**	<0.50	<0.50	<0.50	<0.50	<1.0	<0.50	**6,300**	<1.0	**1.2**	<1.0
DUP-3 (PZ-5)	BT	11/3/2022	**110**	**190**	<0.50	<0.50	<0.50	<0.50	<1.0	<0.50	**6,200**	<1.0	**1.2**	<1.0
TF-8	SGI/Apex	11/7/2022	<100	**210**	<0.50	<0.50	<0.50	<1.5	<0.50	<1.2	<10	<2.0	<2.0	<2.0
DUP-6 (TF-8)	SGI/Apex	11/7/2022	<100	**310**	<0.50	<0.50	<0.50	<1.5	<0.50	<1.2	<10	<2.0	<2.0	<2.0
TF-9R	SGI/Apex	11/2/2022	<100	<100	<0.50	<0.50	<0.50	<1.5	<0.50	<1.2	<10	<2.0	<2.0	<2.0
TF-15	SGI/Apex	11/8/2022	**2,300**	**1,400**	**3.8**	<0.50	**18**	<1.5	<0.50	<1.2	<10	<2.0	<2.0	<2.0
TF-16	SGI/Apex	11/10/2022	**1,200**	**1,400**	<0.50	<0.50	**0.54**	<1.5	<0.50	<1.2	<10	<2.0	<2.0	<2.0
TF-17R	SGI/Apex	11/10/2022	**1,500**	**2,100**	**3.8**	<0.50	**78**	**0.57**	<0.50	<1.2	**41**	<2.0	<2.0	<2.0
TF-18	SGI/Apex	11/10/2022	<100	**3,300**	**1.2**	<0.50	<0.50	<1.5	<0.50	<1.2	<10	<2.0	<2.0	<2.0
TF-20R	SGI/Apex	11/1/2022	<100	**100**	<0.50	<0.50	<0.50	<1.5	<0.50	<1.2	<10	<2.0	<2.0	<2.0
TF-21	SGI/Apex	11/7/2022	<100	**660**	<0.50	<0.50	<0.50	<1.5	<0.50	<1.2	<10	<2.0	<2.0	<2.0
TF-23	SGI/Apex	11/7/2022	**1,900**	**110,000**	<2.5	<2.5	<2.5	<7.5	<2.5	<6.0	<50	<10	<10	<10
TF-24	SGI/Apex	11/8/2022	<100	**180**	<0.50	<0.50	<0.50	<1.5	<0.50	<1.2	<10	<2.0	<2.0	<2.0
WCW-2	BT	11/2/2022	<50	<50	<0.50	<0.50	<0.50	<0.50	<0.50	<0.50	<10	<1.0	<1.0	<1.0
WCW-3	BT	11/2/2022	<50	<50	<0.50	<0.50	<0.50	<0.50	<0.50	<0.50	<10	<1.0	<1.0	<1.0
WCW-4	BT	11/3/2022	<50	<50	<0.50	<0.50	<0.50	<0.50	<0.50	**0.56**	<10	<1.0	<1.0	<1.0

TABLE 4
ANALYTICAL RESULTS FOR TPH, BTEX COMPOUNDS, 1,2-DCA, AND FUEL OXYGENATES IN GROUNDWATER
SECOND SEMIANNUAL 2022 SAMPLING EVENT
Defense Fuel Support Point Norwalk
15306 Norwalk Boulevard, Norwalk, California 90650

Sample ID	Sampled By	Sample Date	TPHg (µg/L)	TPHd (µg/L)	Benzene (µg/L)	Toluene (µg/L)	Ethyl-benzene (µg/L)	Xylenes (µg/L)	1,2-DCA (µg/L)	MTBE (µg/L)	TBA (µg/L)	DIPE (µg/L)	ETBE (µg/L)	TAME (µg/L)
WCW-5	BT	11/3/2022	<50	<50	<0.50	<0.50	<0.50	<0.50	<0.50	<0.50	<10	<1.0	<1.0	<1.0
WCW-6	BT	11/2/2022	<50	<50	<0.50	<0.50	<0.50	<0.50	**2.8**	<0.50	<10	<1.0	<1.0	<1.0
WCW-8	BT	11/3/2022	<50	<50	<0.50	<0.50	<0.50	<0.50	<0.50	<0.50	<10	<1.0	<1.0	<1.0
WCW-12	BT	11/3/2022	<50	<50	<0.50	<0.50	<0.50	<0.50	<0.50	<0.50	<10	<1.0	<1.0	<1.0
WCW-13	BT	11/3/2022	<50	<50	<0.50	<0.50	<0.50	<0.50	<0.50	<0.50	<10	<1.0	<1.0	<1.0
WCW-14	BT	11/2/2022	<50	<50	<0.50	<0.50	<0.50	<0.50	**0.79**	<0.50	<10	<1.0	<1.0	<1.0

Notes:

Detected concentrations are shown in **bold**.
TPH = total petroleum hydrocarbons
BTEX Compounds = benzene, toluene, ethylbenzene, and total xylenes
1,2-DCA = 1,2-dichloroethane
TPHg = total petroleum hydrocarbons as gasoline
TPHd = total petroleum hydrocarbons as diesel
MTBE = methyl tertiary-butyl ether
TBA = tertiary-butyl alcohol
DIPE = diisopropyl ether
ETBE = ethyl tertiary-butyl ether
TAME = tertiary-amyl methyl ether
µg/L = micrograms per liter
SGI/Apex = The Source Group, Inc., a wholly owned subsidiary of Apex Companies, LLC
<100 = not detected at or above the indicated laboratory reporting limit
BT = Blaine Tech Services, Inc.
"DUP" indicates laboratory-blind duplicate samples.
a = concentration includes additional compounds uncharacteristic of common fuels and lubricants
b = may include contributions from heavier-end hydrocarbons that elute in the DRO range
c = may include contributions from lighter-end hydrocarbons that elute in the DRO range
DRO = diesel-range organics

TABLE 5
SUMMARY OF ADDITIONAL VOLATILE ORGANIC COMPOUNDS DETECTED IN GROUNDWATER
SECOND SEMIANNUAL 2022 SAMPLING EVENT
Defense Fuel Support Point Norwalk
15306 Norwalk Boulevard, Norwalk, California 90650

Sample ID	Sampled By	Sample Date	Acetone (µg/L)	n-Butylbenzene (µg/L)	sec-Butylbenzene (µg/L)	tert-Butylbenzene (µg/L)	Carbon Disulfide (µg/L)	cis-1,2-Dichloroethene (µg/L)	Isopropylbenzene (µg/L)	4-Isopropyltoluene (µg/L)	Naphthalene (µg/L)	n-Propylbenzene (µg/L)	1,2,4-Trimethylbenzene (µg/L)	1,3,5-Trimethylbenzene (µg/L)
Exposition Aquifer														
EXP-1	SGI/Apex	11/1/2022	<10	<0.50	<0.50	<0.50	<0.50	<0.50	<0.50	<1.0	<2.0	<0.50	<0.50	<0.50
EXP-1	BT	11/1/2022	**17**	<1.0	<1.0	<1.0	<2.5	<1.0	<1.0	<1.0	<10	<1.0	<1.0	<1.0
EXP-2	SGI/Apex	11/4/2022	**28**	<0.50	<0.50	<0.50	<0.50	<0.50	<0.50	<1.0	<2.0	<0.50	<0.50	<0.50
EXP-2	BT	11/4/2021	**14**	<1.0	<1.0	<1.0	<2.5	<1.0	<1.0	<1.0	<10	<1.0	<1.0	<1.0
EXP-3	SGI/Apex	10/31/2022	<10	<0.50	<0.50	<0.50	<0.50	<0.50	<0.50	<1.0	<2.0	<0.50	<0.50	<0.50
EXP-3	BT	10/31/2022	<10	<1.0	<1.0	<1.0	<2.5	<1.0	<1.0	<1.0	<10	<1.0	<1.0	<1.0
EXP-4	BT	11/2/2022	<10	<1.0	<1.0	<1.0	<2.5	<1.0	<1.0	<1.0	<10	<1.0	<1.0	<1.0
EXP-5	BT	11/2/2022	<10	<1.0	<1.0	<1.0	<2.5	<1.0	<1.0	<1.0	<10	<1.0	<1.0	<1.0
Uppermost Aquifer														
GMW-1	BT	11/1/2022	<10	<1.0	<1.0	<1.0	<2.5	<1.0	<1.0	<1.0	<10	<1.0	<1.0	<1.0
GMW-3	BT	11/3/2022	<10	<1.0	<1.0	<1.0	<2.5	<1.0	<1.0	<1.0	<10	<1.0	<1.0	<1.0
GMW-4R	BT	11/1/2022	<10	<1.0	<1.0	<1.0	<2.5	<1.0	<1.0	<1.0	<10	<1.0	<1.0	<1.0
GMW-6	SGI/Apex	11/3/2022	**12**	<0.50	<0.50	<0.50	<0.50	<0.50	<0.50	<1.0	<2.0	<0.50	<0.50	<0.50
GMW-7	SGI/Apex	11/10/2022	<10	<0.50	**4.0**	**1.8**	**0.54**	**1.6**	**39**	<1.0	**7.9**	**20**	**0.53**	<0.50
GMW-8	BT	11/1/2022	<10	<1.0	<1.0	<1.0	<2.5	<1.0	<1.0	<1.0	<10	<1.0	<1.0	<1.0
GMW-9	BT	11/3/2022	<10	<1.0	<1.0	<1.0	<2.5	<1.0	<1.0	<1.0	<10	<1.0	<1.0	<1.0
GMW-10	BT	11/4/2022	<40	<2.0	<2.0	<2.0	<10	<2.0	<2.0	<2.0	<10	<2.0	**2.6**	**3.1**
DUP-6 (GMW-10)	BT	11/4/2022	<40	<2.0	<2.0	<2.0	<10	<2.0	<2.0	<2.0	<10	<2.0	**2.9**	**3.4**
GMW-12	SGI/Apex	11/3/2022	**31**	<0.50	<0.50	<0.50	**1.4**	<0.50	<0.50	<1.0	**6.1**	<0.50	<0.50	<0.50
GMW-13	BT	11/3/2022	<10	<1.0	<1.0	<1.0	<2.5	<1.0	<1.0	<1.0	<10	<1.0	<1.0	<1.0
GMW-14R	BT	11/1/2022	<10	<1.0	<1.0	<1.0	<2.5	<1.0	<1.0	<1.0	<10	<1.0	<1.0	<1.0
GMW-15	SGI/Apex	11/7/2022	**20**	<0.50	<0.50	<0.50	<0.50	<0.50	<0.50	<1.0	<2.0	<0.50	<0.50	<0.50
GMW-16	SGI/Apex	11/4/2022	**21**	<0.50	<0.50	<0.50	<0.50	<0.50	<0.50	<1.0	<2.0	<0.50	<0.50	<0.50
GMW-17R	SGI/Apex	11/2/2022	<10	<0.50	<0.50	<0.50	<0.50	<0.50	<0.50	<1.0	<2.0	<0.50	<0.50	<0.50
DUP-3 (GMW-17R)	SGI/Apex	11/2/2022	**10**	<0.50	<0.50	<0.50	<0.50	<0.50	<0.50	<1.0	<2.0	<0.50	<0.50	<0.50
GMW-18	SGI/Apex	11/7/2022	**16**	<0.50	<0.50	<0.50	<0.50	<0.50	<0.50	<1.0	<2.0	<0.50	<0.50	<0.50
GMW-19	SGI/Apex	11/3/2022	**11**	<0.50	<0.50	<0.50	<0.50	<0.50	<0.50	<1.0	<2.0	<0.50	<0.50	<0.50
GMW-21	SGI/Apex	11/2/2022	<10	<0.50	<0.50	<0.50	<0.50	<0.50	<0.50	<1.0	<2.0	<0.50	<0.50	<0.50
GMW-25	BT	11/3/2022	<10	<1.0	<1.0	<1.0	<2.5	<1.0	<1.0	<1.0	<10	<1.0	<1.0	<1.0
GMW-26	BT	11/2/2022	<10	<1.0	<1.0	<1.0	<2.5	<1.0	<1.0	<1.0	<10	<1.0	<1.0	<1.0
GMW-28	BT	11/2/2022	<10	<1.0	<1.0	<1.0	<2.5	<1.0	<1.0	<1.0	<10	<1.0	<1.0	<1.0

TABLE 5
SUMMARY OF ADDITIONAL VOLATILE ORGANIC COMPOUNDS DETECTED IN GROUNDWATER
SECOND SEMIANNUAL 2022 SAMPLING EVENT
Defense Fuel Support Point Norwalk
15306 Norwalk Boulevard, Norwalk, California 90650

Sample ID	Sampled By	Sample Date	Acetone (µg/L)	n-Butylbenzene (µg/L)	sec-Butylbenzene (µg/L)	tert-Butylbenzene (µg/L)	Carbon Disulfide (µg/L)	cis-1,2-Dichloroethene (µg/L)	Isopropylbenzene (µg/L)	4-Isopropyltoluene (µg/L)	Naphthalene (µg/L)	n-Propylbenzene (µg/L)	1,2,4-Trimethylbenzene (µg/L)	1,3,5-Trimethylbenzene (µg/L)
GMW-31	SGI/Apex	11/4/2022	**18**	<0.50	<0.50	<0.50	**1.2**	<0.50	<0.50	<1.0	<2.0	<0.50	<0.50	<0.50
DUP-5 (GMW-31)	SGI/Apex	11/4/2022	**20**	<0.50	<0.50	<0.50	<0.50	<0.50	<0.50	<1.0	<2.0	<0.50	<0.50	<0.50
GMW-35R	SGI/Apex	11/1/2022	**12**	<0.50	<0.50	<0.50	<0.50	<0.50	<0.50	<1.0	<2.0	<0.50	<0.50	<0.50
GMW-36	BT	11/3/2022	<10	<1.0	<1.0	<1.0	<2.5	<1.0	<1.0	<1.0	<10	<1.0	<1.0	<1.0
GMW-39	BT	11/1/2022	<10	<1.0	<1.0	<1.0	<2.5	<1.0	<1.0	<1.0	<10	<1.0	<1.0	<1.0
GMW-41	SGI/Apex	11/7/2022	**17**	<0.50	<0.50	<0.50	<0.50	<0.50	<0.50	<1.0	<2.0	<0.50	<0.50	<0.50
GMW-42	SGI/Apex	11/2/2022	**14**	<0.50	<0.50	<0.50	<0.50	<0.50	<0.50	<1.0	<2.0	<0.50	<0.50	<0.50
GMW-43	SGI/Apex	11/3/2022	**13**	<0.50	<0.50	<0.50	<0.50	<0.50	<0.50	<1.0	<2.0	<0.50	<0.50	<0.50
GMW-44	SGI/Apex	11/3/2022	**12**	<0.50	<0.50	<0.50	**2.3**	<0.50	<0.50	<1.0	<2.0	<0.50	<0.50	<0.50
GMW-45	SGI/Apex	11/8/2022	<10	<0.50	<0.50	<0.50	<0.50	<0.50	<0.50	<1.0	<2.0	<0.50	<0.50	<0.50
GMW-47	SGI/Apex	11/8/2022	<10	<0.50	<0.50	**0.68**	<0.50	<0.50	**2.6**	<1.0	<2.0	**0.97**	<0.50	<0.50
DUP-7 (GMW-47)	SGI/Apex	11/8/2022	**20**	<0.50	<0.50	**0.64**	<0.50	<0.50	**2.4**	<1.0	<2.0	**0.79**	<0.50	<0.50
GMW-48	SGI/Apex	11/1/2022	**17**	<0.50	<0.50	<0.50	**2.1**	<0.50	<0.50	<1.0	<2.0	<0.50	<0.50	<0.50
GMW-56	SGI/Apex	11/3/2022	<10	<0.50	<0.50	<0.50	<0.50	<0.50	<0.50	<1.0	<2.0	<0.50	<0.50	<0.50
DUP-4 (GMW-56)	SGI/Apex	11/3/2022	**12**	<0.50	<0.50	<0.50	<0.50	<0.50	<0.50	<1.0	<2.0	<0.50	<0.50	<0.50
GMW-57	SGI/Apex	11/3/2022	<10	<0.50	<0.50	<0.50	<0.50	<0.50	<0.50	<1.0	<2.0	<0.50	<0.50	<0.50
GMW-58	SGI/Apex	11/1/2022	<10	<0.50	<0.50	<0.50	**1.5**	<0.50	<0.50	<1.0	<2.0	<0.50	<0.50	<0.50
GMW-59	SGI/Apex	11/3/2022	**13**	<0.50	<0.50	<0.50	<0.50	<0.50	<0.50	<1.0	<2.0	<0.50	<0.50	<0.50
GMW-60	SGI/Apex	11/1/2022	**14**	<0.50	<0.50	<0.50	**0.99**	<0.50	<0.50	<1.0	<2.0	<0.50	<0.50	<0.50
GMW-61	SGI/Apex	11/1/2022	<10	<0.50	<0.50	<0.50	<0.50	<0.50	<0.50	<1.0	<2.0	<0.50	<0.50	<0.50
GMW-62	SGI/Apex	10/31/2022	<10	**2.8**	**4.1**	**2.4**	<0.50	<0.50	**20**	**1.5**	**11**	**8.7**	**16**	**2.3**
GMW-63	SGI/Apex	10/31/2022	<10	<0.50	<0.50	<0.50	<0.50	<0.50	<0.50	<1.0	<2.0	<0.50	<0.50	<0.50
GMW-64	SGI/Apex	10/31/2022	<10	<0.50	<0.50	<0.50	<0.50	<0.50	<0.50	<1.0	<2.0	<0.50	<0.50	<0.50
GMW-65	SGI/Apex	10/31/2022	<10	<0.50	<0.50	<0.50	<0.50	<0.50	<0.50	<1.0	<2.0	<0.50	<0.50	<0.50
GMW-66R	SGI/Apex	11/1/2022	**26**	<0.50	<0.50	<0.50	**0.73**	<0.50	<0.50	<1.0	<2.0	<0.50	<0.50	<0.50
GMW-67	SGI/Apex	10/31/2022	<10	<0.50	<0.50	<0.50	<0.50	<0.50	**4.9**	<1.0	<2.0	**3.6**	<0.50	<0.50
GMW-68	SGI/Apex	10/31/2022	<20	**5.4**	**6.4**	**1.4**	<1.0	<1.0	**46**	<2.0	**42**	**49**	**1.8**	**5.8**
GMW-69	SGI/Apex	10/31/2022	<10	<0.50	<0.50	<0.50	<0.50	<0.50	<0.50	<1.0	<2.0	<0.50	<0.50	<0.50
DUP-1 (GMW-69)	SGI/Apex	10/31/2022	<10	<0.50	<0.50	<0.50	<0.50	<0.50	<0.50	<1.0	<2.0	<0.50	<0.50	<0.50
GMW-O-1	BT	11/2/2022	<10	<1.0	<1.0	<1.0	<2.5	<1.0	<1.0	<1.0	<10	<1.0	<1.0	<1.0
GMW-O-2	BT	11/2/2022	<10	<1.0	<1.0	<1.0	<2.5	<1.0	<1.0	<1.0	<10	<1.0	<1.0	<1.0
GMW-O-3	BT	11/2/2022	<10	<1.0	<1.0	<1.0	<2.5	<1.0	<1.0	<1.0	<10	<1.0	<1.0	<1.0
GMW-O-4	BT	11/2/2022	<10	<1.0	<1.0	<1.0	<2.5	<1.0	<1.0	<1.0	<10	<1.0	<1.0	<1.0
GMW-O-5	BT	11/2/2022	<10	<1.0	<1.0	<1.0	<2.5	<1.0	<1.0	<1.0	<10	<1.0	<1.0	<1.0

TABLE 5
SUMMARY OF ADDITIONAL VOLATILE ORGANIC COMPOUNDS DETECTED IN GROUNDWATER
SECOND SEMIANNUAL 2022 SAMPLING EVENT
Defense Fuel Support Point Norwalk
15306 Norwalk Boulevard, Norwalk, California 90650

Sample ID	Sampled By	Sample Date	Acetone (µg/L)	n-Butylbenzene (µg/L)	sec-Butylbenzene (µg/L)	tert-Butylbenzene (µg/L)	Carbon Disulfide (µg/L)	cis-1,2-Dichloroethene (µg/L)	Isopropylbenzene (µg/L)	4-Isopropyltoluene (µg/L)	Naphthalene (µg/L)	n-Propylbenzene (µg/L)	1,2,4-Trimethylbenzene (µg/L)	1,3,5-Trimethylbenzene (µg/L)
GMW-O-9	BT	11/2/2022	<10	<1.0	<1.0	<1.0	<2.5	<1.0	<1.0	<1.0	<10	<1.0	<1.0	<1.0
GMW-O-10	BT	11/2/2022	<10	<1.0	<1.0	<1.0	<2.5	<1.0	<1.0	<1.0	<10	<1.0	<1.0	<1.0
GMW-O-14	BT	11/4/2022	<10	<1.0	<1.0	<1.0	<2.5	<1.0	<1.0	<1.0	<10	<1.0	<1.0	<1.0
DUP-7 (GMW-O-14)	BT	11/4/2022	<10	<1.0	<1.0	<1.0	<2.5	<1.0	<1.0	<1.0	<10	<1.0	<1.0	<1.0
GMW-O-16	BT	11/2/2022	<10	<1.0	<1.0	<1.0	<2.5	<1.0	<1.0	<1.0	<10	<1.0	<1.0	<1.0
GMW-O-17	BT	11/2/2022	<10	<1.0	<1.0	<1.0	<2.5	<1.0	<1.0	<1.0	<10	<1.0	<1.0	<1.0
GMW-O-18	BT	11/3/2022	<20	<1.0	**3.2**	<1.0	<5.0	<1.0	**2.6**	**3.5**	<10	**6.2**	**49**	**19**
GMW-O-19	BT	11/2/2022	<10	<1.0	<1.0	<1.0	<2.5	<1.0	<1.0	<1.0	<10	<1.0	<1.0	<1.0
GMW-O-21	BT	11/4/2022	<10	<1.0	<1.0	<1.0	<5.0	<1.0	<1.0	<1.0	<10	<1.0	<1.0	<1.0
GMW-O-24	BT	11/3/2022	<10	<1.0	<1.0	<1.0	<2.5	<1.0	<1.0	<1.0	<10	<1.0	<1.0	<1.0
GMW-SF-8	BT	11/1/2022	<10	<1.0	<1.0	<1.0	<2.5	<1.0	<1.0	<1.0	<10	<1.0	<1.0	<1.0
GW-2	SGI/Apex	11/4/2022	**16**	<0.50	<0.50	<0.50	<0.50	<0.50	<0.50	<1.0	<2.0	<0.50	<0.50	<0.50
GW-3	SGI/Apex	11/2/2022	**11**	<0.50	<0.50	<0.50	<0.50	<0.50	<0.50	<1.0	<2.0	<0.50	<0.50	<0.50
GW-6	SGI/Apex	11/2/2022	<10	<0.50	<0.50	<0.50	**0.61**	<0.50	<0.50	<1.0	<2.0	<0.50	<0.50	<0.50
GW-8	SGI/Apex	11/7/2022	**13**	<0.50	<0.50	<0.50	**0.58**	<0.50	<0.50	<1.0	<2.0	<0.50	<0.50	<0.50
GW-13	SGI/Apex	11/2/2022	<10	<0.50	<0.50	<0.50	**0.92**	<0.50	<0.50	<1.0	<2.0	<0.50	<0.50	<0.50
GW-14R	SGI/Apex	11/7/2022	**17**	<0.50	<0.50	<0.50	**1.2**	<0.50	**0.90**	<1.0	<2.0	**0.58**	<0.50	<0.50
GW-15	SGI/Apex	11/3/2022	<10	<0.50	<0.50	<0.50	**0.76**	<0.50	<0.50	<1.0	<2.0	<0.50	<0.50	<0.50
GW-16	SGI/Apex	11/8/2022	<10	<0.50	<0.50	<0.50	<0.50	<0.50	<0.50	<1.0	<2.0	<0.50	<0.50	<0.50
GWR-1R	BT	11/3/2022	<10	<1.0	<1.0	<1.0	<2.5	<1.0	<1.0	<1.0	<10	<1.0	<1.0	<1.0
DUP-2 (GWR-1R)	BT	11/3/2022	<10	<1.0	<1.0	<1.0	<2.5	<1.0	<1.0	<1.0	<10	<1.0	<1.0	<1.0
HL-2	BT	11/3/2022	<10	<1.0	<1.0	<1.0	<2.5	<1.0	<1.0	<1.0	<10	<1.0	<1.0	<1.0
HL-3	BT	11/1/2022	<10	<1.0	<1.0	<1.0	<2.5	<1.0	<1.0	<1.0	<10	<1.0	<1.0	<1.0
MW-6	BT	11/1/2022	<10	<1.0	<1.0	<1.0	<2.5	<1.0	<1.0	<1.0	<10	<1.0	<1.0	<1.0
MW-7	BT	11/1/2022	<10	<1.0	<1.0	<1.0	<2.5	<1.0	<1.0	<1.0	<10	<1.0	<1.0	<1.0
MW-8	BT	11/1/2022	<10	<1.0	<1.0	<1.0	<2.5	<1.0	<1.0	<1.0	<10	<1.0	<1.0	<1.0
MW-9	BT	11/3/2022	<10	<1.0	<1.0	<1.0	<2.5	<1.0	<1.0	<1.0	<10	<1.0	<1.0	<1.0
DUP-4 (MW-9)	BT	11/3/2022	<10	<1.0	<1.0	<1.0	<2.5	<1.0	<1.0	<1.0	<10	<1.0	<1.0	<1.0
MW-12	BT	11/3/2022	<10	<1.0	<1.0	<1.0	<2.5	<1.0	<1.0	<1.0	<10	<1.0	<1.0	<1.0
MW-13	SGI/Apex	11/7/2022	**13**	<0.50	<0.50	<0.50	<0.50	<0.50	<0.50	<1.0	<2.0	<0.50	<0.50	<0.50
MW-15R	BT	11/1/2022	<10	<1.0	<1.0	<1.0	<2.5	<1.0	<1.0	<1.0	<10	<1.0	<1.0	<1.0
MW-16	SGI/Apex	11/1/2022	<10	<0.50	<0.50	<0.50	<0.50	<0.50	<0.50	<1.0	<2.0	<0.50	<0.50	<0.50
MW-17	SGI/Apex	11/1/2022	<10	<0.50	<0.50	<0.50	<0.50	<0.50	<0.50	<1.0	<2.0	<0.50	<0.50	<0.50
DUP-2 (MW-17)	SGI/Apex	11/1/2022	<10	<0.50	<0.50	<0.50	<0.50	<0.50	<0.50	<1.0	<2.0	<0.50	<0.50	<0.50

TABLE 5
SUMMARY OF ADDITIONAL VOLATILE ORGANIC COMPOUNDS DETECTED IN GROUNDWATER
SECOND SEMIANNUAL 2022 SAMPLING EVENT
Defense Fuel Support Point Norwalk
15306 Norwalk Boulevard, Norwalk, California 90650

Sample ID	Sampled By	Sample Date	Acetone (µg/L)	n-Butylbenzene (µg/L)	sec-Butylbenzene (µg/L)	tert-Butylbenzene (µg/L)	Carbon Disulfide (µg/L)	cis-1,2-Dichloroethene (µg/L)	Isopropylbenzene (µg/L)	4-Isopropyltoluene (µg/L)	Naphthalene (µg/L)	n-Propylbenzene (µg/L)	1,2,4-Trimethylbenzene (µg/L)	1,3,5-Trimethylbenzene (µg/L)
MW-18 (MID)	BT	11/3/2022	<20	<1.0	<1.0	<1.0	<5.0	<1.0	<1.0	<1.0	<10	<1.0	<1.0	<1.0
MW-19 (MID)	BT	11/1/2022	<10	<1.0	<1.0	<1.0	<2.5	<1.0	<1.0	<1.0	<10	<1.0	<1.0	<1.0
MW-20 (MID)	BT	11/1/2022	<10	<1.0	<1.0	<1.0	<2.5	<1.0	<1.0	<1.0	<10	<1.0	<1.0	<1.0
MW-21 (MID)	BT	11/1/2022	<10	<1.0	<1.0	<1.0	<2.5	<1.0	<1.0	<1.0	<10	<1.0	<1.0	<1.0
DUP-1 [MW-21 (MID)]	BT	11/1/2022	<10	<1.0	<1.0	<1.0	<2.5	<1.0	<1.0	<1.0	<10	<1.0	<1.0	<1.0
MW-22 (MID)	SGI/Apex	11/2/2022	**11**	<0.50	<0.50	<0.50	<0.50	<0.50	<0.50	<1.0	<2.0	<0.50	<0.50	<0.50
MW-24	SGI/Apex	11/2/2022	<10	<0.50	<0.50	<0.50	<0.50	<0.50	<0.50	<1.0	<2.0	<0.50	<0.50	<0.50
MW-26	SGI/Apex	11/2/2022	<10	<0.50	<0.50	<0.50	<0.50	<0.50	<0.50	<1.0	<2.0	<0.50	<0.50	<0.50
MW-27	SGI/Apex	11/7/2022	**14**	<0.50	<0.50	<0.50	<0.50	<0.50	<0.50	<1.0	<2.0	<0.50	<0.50	<0.50
MW-29	SGI/Apex	11/3/2022	<10	<0.50	<0.50	<0.50	<0.50	<0.50	<0.50	<1.0	<2.0	<0.50	<0.50	<0.50
MW-O-2	BT	11/4/2022	<100	<5.0	<5.0	<5.0	<25	<5.0	**8.0**	<5.0	<20	**21**	<5.0	<5.0
MW-SF-1	BT	11/4/2022	<100	<5.0	<5.0	<5.0	<25	<5.0	<5.0	<5.0	<20	<5.0	<5.0	<5.0
MW-SF-4	BT	11/4/2022	<20	<1.0	<1.0	<1.0	<5.0	<1.0	<1.0	<1.0	<10	<1.0	<1.0	<1.0
MW-SF-6	BT	11/4/2022	<10	<1.0	<1.0	<1.0	<2.5	<1.0	<1.0	<1.0	<10	<1.0	<1.0	<1.0
MW-SF-13	BT	11/4/2022	<20	<1.0	<1.0	<1.0	<5.0	<1.0	<1.0	<1.0	<10	<1.0	<1.0	<1.0
MW-SF-15	BT	11/4/2022	<40	<2.0	<2.0	<2.0	<10	<2.0	<2.0	<2.0	<10	<2.0	<2.0	<2.0
PW-3	BT	11/1/2022	<10	<1.0	<1.0	<1.0	<2.5	<1.0	<1.0	<1.0	<10	<1.0	<1.0	<1.0
PZ-2	BT	11/4/2022	<10	<1.0	<1.0	<1.0	<2.5	<1.0	<1.0	<1.0	<10	<1.0	<1.0	<1.0
DUP-5 (PZ-2)	BT	11/4/2022	<20	<1.0	<1.0	<1.0	<5.0	<1.0	<1.0	<1.0	<10	<1.0	<1.0	<1.0
PZ-3	SGI/Apex	11/10/2022	<10	<0.50	<0.50	<0.50	**0.78**	<0.50	<0.50	<1.0	<2.0	<0.50	<0.50	<0.50
PZ-5	BT	11/3/2022	<20	<1.0	<1.0	<1.0	<5.0	<1.0	<1.0	<1.0	<10	<1.0	<1.0	<1.0
DUP-3 (PZ-5)	BT	11/3/2022	<20	<1.0	<1.0	<1.0	<5.0	<1.0	<1.0	<1.0	<10	<1.0	<1.0	<1.0
TF-8	SGI/Apex	11/7/2022	**17**	<0.50	<0.50	<0.50	<0.50	<0.50	<0.50	<1.0	<2.0	<0.50	<0.50	<0.50
DUP-6 (TF-8)	SGI/Apex	11/7/2022	**19**	<0.50	<0.50	<0.50	<0.50	<0.50	<0.50	<1.0	<2.0	<0.50	<0.50	<0.50
TF-9R	SGI/Apex	11/2/2022	<10	<0.50	<0.50	<0.50	<0.50	<0.50	<0.50	<1.0	<2.0	<0.50	<0.50	<0.50
TF-15	SGI/Apex	11/8/2022	<10	**8.2**	**8.1**	<0.50	**0.77**	<0.50	**42**	**4.7**	**39**	**41**	**5.5**	<0.50
TF-16	SGI/Apex	11/10/2022	<10	<0.50	**9.1**	**1.9**	**0.53**	<0.50	**33**	<1.0	**9.1**	**41**	<0.50	<0.50
TF-17R	SGI/Apex	11/10/2022	<10	**7.5**	**5.3**	<0.50	**1.6**	<0.50	**29**	**3.8**	**78**	**31**	**8.6**	**26**
TF-18	SGI/Apex	11/10/2022	<10	<0.50	<0.50	<0.50	<0.50	<0.50	<0.50	<1.0	**14**	<0.50	<0.50	**3.4**
TF-20R	SGI/Apex	11/1/2022	**15**	<0.50	<0.50	<0.50	**0.67**	<0.50	<0.50	<1.0	<2.0	<0.50	<0.50	<0.50
TF-21	SGI/Apex	11/7/2022	<10	<0.50	<0.50	<0.50	**0.56**	<0.50	<0.50	<1.0	<2.0	<0.50	<0.50	<0.50
TF-23	SGI/Apex	11/7/2022	<50	<2.5	<2.5	<2.5	**8.0**	<2.5	<2.5	<5.0	<10	<2.5	<2.5	<2.5
TF-24	SGI/Apex	11/8/2022	<10	<0.50	<0.50	<0.50	<0.50	<0.50	<0.50	<1.0	**3.0**	<0.50	<0.50	<0.50

TABLE 5
SUMMARY OF ADDITIONAL VOLATILE ORGANIC COMPOUNDS DETECTED IN GROUNDWATER
SECOND SEMIANNUAL 2022 SAMPLING EVENT
Defense Fuel Support Point Norwalk
15306 Norwalk Boulevard, Norwalk, California 90650

Sample ID	Sampled By	Sample Date	Acetone (µg/L)	n-Butylbenzene (µg/L)	sec-Butylbenzene (µg/L)	tert-Butylbenzene (µg/L)	Carbon Disulfide (µg/L)	cis-1,2-Dichloroethene (µg/L)	Isopropylbenzene (µg/L)	4-Isopropyltoluene (µg/L)	Naphthalene (µg/L)	n-Propylbenzene (µg/L)	1,2,4-Trimethylbenzene (µg/L)	1,3,5-Trimethylbenzene (µg/L)
WCW-2	BT	11/2/2022	<10	<1.0	<1.0	<1.0	<2.5	<1.0	<1.0	<1.0	<10	<1.0	<1.0	<1.0
WCW-3	BT	11/2/2022	<10	<1.0	<1.0	<1.0	<2.5	<1.0	<1.0	<1.0	<10	<1.0	<1.0	<1.0
WCW-4	BT	11/3/2022	<10	<1.0	<1.0	<1.0	<2.5	<1.0	<1.0	<1.0	<10	<1.0	<1.0	<1.0
WCW-5	BT	11/3/2022	<10	<1.0	<1.0	<1.0	<2.5	<1.0	<1.0	<1.0	<10	<1.0	<1.0	<1.0
WCW-6	BT	11/2/2022	<10	<1.0	<1.0	<1.0	<2.5	<1.0	<1.0	<1.0	<10	<1.0	<1.0	<1.0
WCW-8	BT	11/3/2022	<10	<1.0	<1.0	<1.0	<2.5	<1.0	<1.0	<1.0	<10	<1.0	<1.0	<1.0
WCW-12	BT	11/3/2022	<10	<1.0	<1.0	<1.0	<2.5	<1.0	<1.0	<1.0	<10	<1.0	<1.0	<1.0
WCW-13	BT	11/3/2022	<10	<1.0	<1.0	<1.0	<2.5	<1.0	<1.0	<1.0	<10	<1.0	<1.0	<1.0
WCW-14	BT	11/2/2022	<10	<1.0	<1.0	<1.0	<2.5	<1.0	<1.0	<1.0	<10	<1.0	<1.0	<1.0

Notes:
Detected concentrations are shown in **bold**.
µg/L = micrograms per liter
SGI = The Source Group, Inc., a wholly owned subsidiary of Apex Companies, LLC
BT = Blaine Tech Services, Inc.
<10 = not detected at or above the indicated laboratory reporting limit
"DUP" indicates a laboratory-blind duplicate sample.

TABLE 6
ANALYTICAL RESULTS FOR ANALYTES DETECTED IN FIELD DUPLICATE AND SPLIT SAMPLES
SECOND SEMIANNUAL 2022 SAMPLING EVENT
Defense Fuel Support Point Norwalk
15306 Norwalk Boulevard, Norwalk, California 90650

Sample ID	Sampled By	Sample Date	TPHg (µg/L)	TPHd (µg/L)	Benzene (µg/L)	Toluene (µg/L)	Ethylbenzene (µg/L)	Xylenes (µg/L)	1,2-Dichloroethane (µg/L)	Methyl tertiary-Butyl Ether (µg/L)	tertiary-Butyl Alcohol (µg/L)	Ethyl tertiary-Butyl Ether (µg/L)	Acetone (µg/L)	Carbon Disulfide (µg/L)	tert-Butylbenzene (µg/L)	Isopropylbenzene (µg/L)	n-Propylbenzene (µg/L)	1,2,4-Trimethylbenzene (µg/L)	1,3,5-Trimethylbenzene (µg/L)
Exposition Aquifer																			
EXP-1	SGI/Apex	11/1/2022	<100	<100	<0.50	<0.50	<0.50	<1.5	<0.50	<1.2	<10	<2.0	<10	<0.50	<0.50	<0.50	<0.50	<0.50	<0.50
EXP-1	BT	11/1/2022	<50	**110**[a]	<0.50	<0.50	<0.50	<0.50	<0.50	<0.50	<10	<1.0	**17**	<2.5	<1.0	<1.0	<1.0	<1.0	<1.0
EXP-2	SGI/Apex	11/4/2022	<100	<100	<0.50	<0.50	<0.50	<1.5	<0.50	**2.6**	<10	<2.0	**28**	<0.50	<0.50	<0.50	<0.50	<0.50	<0.50
EXP-2	BT	11/4/2022	<50	<50	<0.50	<0.50	<0.50	<0.50	<0.50	**2.9**	<10	<1.0	**14**	<2.5	<1.0	<1.0	<1.0	<1.0	<1.0
EXP-3	SGI/Apex	10/31/2022	<100	<100	<0.50	<0.50	<0.50	<1.5	<0.50	<1.2	<10	<2.0	<10	<0.50	<0.50	<0.50	<0.50	<0.50	<0.50
EXP-3	BT	10/31/2022	<50	**52**[a]	<0.50	<0.50	<0.50	<0.50	<0.50	<0.50	<10	<1.0	<10	<2.5	<1.0	<1.0	<1.0	<1.0	<1.0
Uppermost Aquifer																			
GMW-10	BT	11/4/2022	**250**	**2,400**	**8.7**	**1.2**	**6.4**	**22**	<2.0	**1.1**	<20	<2.0	<40	<10	<2.0	<2.0	<2.0	**2.6**	**3.1**
DUP-6 (GMW-10)	BT	11/4/2022	**290**	**2,400**	**9.9**	**1.3**	**7.1**	**24**	<2.0	**1.2**	<20	<2.0	<40	<10	<2.0	<2.0	<2.0	**2.9**	**3.4**
GMW-17R	SGI/Apex	11/2/2022	<100	<100	<0.50	<0.50	<0.50	<1.5	<0.50	<1.2	<10	<2.0	<10	<0.50	<0.50	<0.50	<0.50	<0.50	<0.50
DUP-3 (GMW-17R)	SGI/Apex	11/2/2022	<100	<100	<0.50	<0.50	<0.50	<1.5	<0.50	<1.2	<10	<2.0	**10**	<0.50	<0.50	<0.50	<0.50	<0.50	<0.50
GMW-31	SGI/Apex	11/4/2022	<100	**10,000**	<0.50	<0.50	<0.50	<1.5	<0.50	<1.2	<10	<2.0	**18**	**1.2**	<0.50	<0.50	<0.50	<0.50	<0.50
DUP-5 (GMW-31)	SGI/Apex	11/4/2022	<100	**15,000**	<0.50	<0.50	<0.50	<1.5	<0.50	<1.2	<10	<2.0	**20**	<0.50	<0.50	<0.50	<0.50	<0.50	<0.50
GMW-47	SGI/Apex	11/8/2021	**160**	**320**	**5.2**	<0.50	<0.50	<1.5	<0.50	<1.2	<10	<2.0	<10	<0.50	**0.68**	**2.6**	**0.97**	<0.50	<0.50
DUP-7 (GMW-47)	SGI/Apex	11/8/2021	**130**	**320**	**6.8**	<0.50	<0.50	<1.5	<0.50	<1.2	**15**	<2.0	**20**	<0.50	**0.64**	**2.4**	**0.79**	<0.50	<0.50
GMW-56	SGI/Apex	11/3/2022	<100	<100	<0.50	<0.50	<0.50	<1.5	<0.50	<1.2	<10	<2.0	<10	<0.50	<0.50	<0.50	<0.50	<0.50	<0.50
DUP-4 (GMW-56)	SGI/Apex	11/3/2022	<100	<100	<0.50	<0.50	<0.50	<1.5	<0.50	<1.2	<10	<2.0	**12**	<0.50	<0.50	<0.50	<0.50	<0.50	<0.50
GMW-69	SGI/Apex	10/31/2022	<100	<100	<0.50	<0.50	<0.50	<1.5	<0.50	<1.2	<10	<2.0	<10	<0.50	<0.50	<0.50	<0.50	<0.50	<0.50
DUP-1 (GMW-69)	SGI/Apex	10/31/2022	<100	<100	<0.50	<0.50	<0.50	<1.5	<0.50	<1.2	<10	<2.0	<10	<0.50	<0.50	<0.50	<0.50	<0.50	<0.50
MW-17	SGI/Apex	11/1/2022	<100	<100	<0.50	<0.50	<0.50	<1.5	<0.50	<1.2	<10	<2.0	<10	<0.50	<0.50	<0.50	<0.50	<0.50	<0.50
DUP-2 (MW-17)	SGI/Apex	11/1/2022	<100	<100	<0.50	<0.50	<0.50	<1.5	<0.50	<1.2	<10	<2.0	<10	<0.50	<0.50	<0.50	<0.50	<0.50	<0.50
GMW-O-14	BT	11/4/2022	<50	<50	<0.50	<0.50	<0.50	<0.50	<0.50	<0.50	<10	<1.0	<10	<2.5	<1.0	<1.0	<1.0	<1.0	<1.0
DUP-7 (GMW-O-14)	BT	11/4/2022	<50	<50	<0.50	<0.50	<0.50	<0.50	<0.50	<0.50	<10	<1.0	<10	<2.5	<1.0	<1.0	<1.0	<1.0	<1.0
GWR-1R	BT	11/3/2022	<50	**51**	<0.50	<0.50	<0.50	<0.50	<0.50	**0.73**	<10	<1.0	<10	<2.5	<1.0	<1.0	<1.0	<1.0	<1.0
DUP-2 (GWR-1R)	BT	11/3/2022	<50	**54**	<0.50	<0.50	<0.50	<0.50	<0.50	**0.69**	<10	<1.0	<10	<2.5	<1.0	<1.0	<1.0	<1.0	<1.0
MW-9	BT	11/3/2022	<50	<50	<0.50	<0.50	<0.50	<0.50	<0.50	<0.50	<10	<1.0	<10	<2.5	<1.0	<1.0	<1.0	<1.0	<1.0
DUP-4 (MW-9)	BT	11/3/2022	<50	<50	<0.50	<0.50	<0.50	<0.50	<0.50	<0.50	<10	<1.0	<10	<2.5	<1.0	<1.0	<1.0	<1.0	<1.0
MW-21 (MID)	BT	11/1/2022	<50	**100**	<0.50	<0.50	<0.50	<0.50	**0.64**	**0.66**	<10	<1.0	<10	<2.5	<1.0	<1.0	<1.0	<1.0	<1.0
DUP-1 [MW-21 (MID)]	BT	11/1/2022	<50	**92**	<0.50	<0.50	<0.50	<0.50	**0.63**	**0.72**	<10	<1.0	<10	<2.5	<1.0	<1.0	<1.0	<1.0	<1.0
PZ-2	BT	11/4/2022	<50	**420**	<0.50	<0.50	<0.50	<0.50	<0.50	**0.90**	<10	<1.0	<10	<2.5	<1.0	<1.0	<1.0	<1.0	<1.0
DUP-5 (PZ-2)	BT	11/4/2022	<100	**450**	<0.50	<0.50	<0.50	<0.50	<0.50	**0.89**	<10	<1.0	<20	<5.0	<1.0	<1.0	<1.0	<1.0	<1.0
PZ-5	BT	11/3/2022	**120**	**190**	<0.50	<0.50	<0.50	<0.50	<1.0	<0.50	**6,300**	**1.2**	<20	<5.0	<1.0	<1.0	<1.0	<1.0	<1.0
DUP-3 (PZ-5)	BT	11/3/2022	**110**	**190**	<0.50	<0.50	<0.50	<0.50	<1.0	<0.50	**6,200**	**1.2**	<20	<5.0	<1.0	<1.0	<1.0	<1.0	<1.0
TF-8	SGI/Apex	11/7/2022	<100	**210**	<0.50	<0.50	<0.50	<1.5	<0.50	<1.2	<10	<2.0	**17**	<0.50	<0.50	<0.50	<0.50	<0.50	<0.50
DUP-6 (TF-8)	SGI/Apex	11/7/2022	<100	**310**	<0.50	<0.50	<0.50	<1.5	<0.50	<1.2	<10	<2.0	**19**	<0.50	<0.50	<0.50	<0.50	<0.50	<0.50

Notes:
Detected concentrations are shown in **bold**.
TPHg = total petroleum hydrocarbons as gasoline
TPHd = total petroleum hydrocarbons as diesel
µg/L = micrograms per liter
SGI/Apex = The Source Group, Inc., a wholly owned subsidiary of Apex Companies, LLC
<100 = not detected at or above the indicated laboratory reporting limit
BT = Blaine Tech Services, Inc.
"DUP" indicates laboratory-blind duplicate samples.
a = concentration includes additional compounds uncharacteristic of common fuels and lubricants

TABLE 7
ANALYTICAL RESULTS FOR TPH, BTEX COMPOUNDS, AND SELECTED VOCS IN TRIP BLANKS AND EQUIPMENT BLANKS
SECOND SEMIANNUAL 2022 SAMPLING EVENT
Defense Fuel Support Point Norwalk
15306 Norwalk Boulevard, Norwalk, California 90650

Sample ID	Sampled By	Sample Date	TPHg (µg/L)	TPHd (µg/L)	Benzene (µg/L)	Toluene (µg/L)	Ethylbenzene (µg/L)	Xylenes (µg/L)	Acetone (µg/L)	tertiary-Butyl Alcohol (µg/L)	1,2-Dichloroethane (µg/L)	Methyl tertiary-Butyl Ether (µg/L)
QCTB-1	SGI/Apex	10/31/2022	<100	-----	<0.50	<0.50	<0.50	<1.5	<10	<10	<0.50	<1.2
QCEB-1	SGI/Apex	10/31/2022	<100	**260**	<0.50	<0.50	<0.50	<1.5	**37**	**89**	<0.50	<1.2
QCTB-1	SGI/Apex	11/1/2022	<100	-----	<0.50	<0.50	<0.50	<1.5	<10	<10	<0.50	<1.2
QCEB-1	SGI/Apex	11/1/2022	<100	<100	<0.50	<0.50	<0.50	<1.5	**14**	<10	<0.50	<1.2
TB-1	BT	11/1/2022	-----	-----	<0.50	<0.50	<0.50	<0.50	<10	<10	<0.50	<0.50
EB-1	BT	11/1/2022	<50	<50	<0.50	<0.50	<0.50	<0.50	<10	<10	<0.50	<0.50
TB-2	BT	11/1/2022	-----	-----	<0.50	<0.50	<0.50	<0.50	<10	<10	<0.50	<0.50
EB-2	BT	11/1/2022	**510**[a]	<50	<0.50	<0.50	<0.50	<0.50	<10	<10	<0.50	<0.50
QCTB-1	SGI/Apex	11/2/2022	<100	-----	<0.50	<0.50	<0.50	<1.5	<10	<10	<0.50	<1.2
QCEB-1	SGI/Apex	11/2/2022	<100	<100	<0.50	<0.50	<0.50	<1.5	<10	<10	<0.50	<1.2
TB-3	BT	11/2/2022	-----	-----	<0.50	<0.50	<0.50	<0.50	<10	<10	<0.50	<0.50
EB-3	BT	11/2/2022	<50	<50	<0.50	<0.50	<0.50	<0.50	<10	<10	<0.50	<0.50
TB-4	BT	11/2/2022	-----	-----	<0.50	<0.50	<0.50	<0.50	<10	<10	<0.50	<0.50
EB-4	BT	11/2/2022	<50	<50	<0.50	<0.50	<0.50	<0.50	<10	<10	<0.50	<0.50
QCTB-1	SGI/Apex	11/3/2022	<100	-----	<0.50	<0.50	<0.50	<1.5	<10	<10	<0.50	<1.2
QCEB-1	SGI/Apex	11/3/2022	<100	<100	<0.50	<0.50	<0.50	<1.5	**11**	<10	<0.50	<1.2
TB-5	BT	11/3/2022	-----	-----	<0.50	<0.50	<0.50	<0.50	**25**	<10	<0.50	<0.50
EB-5	BT	11/3/2022	<50	<50	<0.50	<0.50	<0.50	<0.50	<10	<10	<0.50	<0.50
TB-6	BT	11/3/2022	-----	-----	<0.50	<0.50	<0.50	<0.50	<10	<10	<0.50	<0.50
EB-6	BT	11/3/2022	<50	<50	<0.50	<0.50	<0.50	<0.50	**11**	<10	<0.50	<0.50
QCTB-1	SGI/Apex	11/4/2022	<100	-----	<0.50	<0.50	<0.50	<1.5	**11**	<10	<0.50	<1.2
QCEB-1	SGI/Apex	11/4/2022	<100	**240**	<0.50	<0.50	<0.50	<1.5	<10	<10	<0.50	<1.2
TB-7	BT	11/4/2022	-----	-----	<0.50	<0.50	<0.50	<0.50	<10	<10	<0.50	<0.50
EB-7	BT	11/4/2022	<50	<50	<0.50	<0.50	<0.50	<0.50	<10	<10	<0.50	<0.50
TB-8	BT	11/4/2022	-----	-----	<0.50	<0.50	<0.50	<0.50	<10	<10	<0.50	<0.50
EB-8	BT	11/4/2022	<50	<50	<0.50	<0.50	<0.50	<0.50	**11**	<10	<0.50	<0.50
QCTB-1	SGI/Apex	11/7/2022	<100	-----	<0.50	<0.50	<0.50	<1.5	**13**	<10	<0.50	<1.2
QCEB-1	SGI/Apex	11/7/2022	<100	<100	<0.50	<0.50	<0.50	<1.5	**13**	<10	<0.50	<1.2
QCTB-1	SGI/Apex	11/8/2022	<100	-----	<0.50	<0.50	<0.50	<1.5	<10	<10	<0.50	<1.2
QCEB-1	SGI/Apex	11/8/2022	<100	<100	<0.50	<0.50	<0.50	<1.5	**46**	**95**	<0.50	<1.2
QCTB-1	SGI/Apex	11/10/2022	-----	-----	<0.50	<0.50	<0.50	<1.5	<10	<10	<0.50	<1.2
QCEB-1	SGI/Apex	11/10/2022	-----	<100	<0.50	<0.50	<0.50	<1.5	<10	<10	<0.50	<1.2

Notes:
Detected concentrations are shown in **bold**.
TPH = total petroleum hydrocarbons
BTEX Compounds = benzene, toluene, ethylbenzene, and total xylenes
VOCs = volatile organic compounds
TPHg = total petroleum hydrocarbons as gasoline
TPHd = total petroleum hydrocarbons as diesel
µg/L = micrograms per liter
SGI/Apex = The Source Group, Inc., a wholly owned subsidiary of Apex Companies, LLC
----- - not analyzed
<100 = not detected at or above the indicated laboratory reporting limit
BT = Blaine Tech Services, Inc.
a = concentration includes additional compounds uncharacteristic of common fuels and lubricants

APPENDIX A

FIELD DOCUMENTATION (CD ROM ONLY)

SGI/APEX FIELD DOCUMENTATION

MONITORING WELL GAUGING DATA
Second Semiannual 2022 Monitoring Event
Defense Fuel Support Point Norwalk
15306 Norwalk Boulevard, Norwalk, California 90650

Well ID	Date Measured	Depth to Product (feet btc)	Depth to Groundwater (feet btc)	Measured Product Thickness (feet)	Notes
EP-73	11/1/22	-	37.53	-	under vacuum
EXP-1	10/31/22	-	61.46	-	
EXP-2	10/31/22	-	62.51	-	
EXP-3	10/31/22	-	57.35	-	
GMW-5	11/1/22	-	DRY	-	TD: 28.51
GMW-6	11/1/22	-	37.68	-	
GMW-7	11/2/22	-	37.40	-	sock in well
GMW-12	10/31/22	-	34.84	-	
GMW-15	11/1/22	-	36.68	-	
GMW-16	11/1/22	-	38.27	-	
GMW-17R	10/31/22	-	35.68	-	
GMW-18	11/1/22	-	36.21	-	
GMW-19	11/1/22	-	37.45	-	
GMW-20	10/31/22	-	35.18	-	
GMW-21	11/1/22	-	36.75	-	
GMW-31	11/2/22	-	36.18	-	pump in well
GMW-32R	11/1/22	-	DRY	-	TD: 28.15
GMW-33	10/31/22	-	DRY	-	TD: 16.15
GMW-35R	10/31/22	-	37.04	-	
GMW-40	10/31/22	-	-	-	couldn't locate
GMW-41	11/1/22	-	33.66	-	
GMW-42	10/31/22	-	32.50	-	
GMW-43	10/31/22	-	36.75	-	
GMW-44	10/31/22	-	36.14	-	
GMW-45	11/1/22	-	35.45	-	
GMW-47	11/1/22	-	36.31	-	
GMW-48	10/31/22	-	39.22	-	
GMW-54	11/1/22	-	33.41	-	

MONITORING WELL GAUGING DATA
Second Semiannual 2022 Monitoring Event
Defense Fuel Support Point Norwalk
15306 Norwalk Boulevard, Norwalk, California 90650

Well ID	Date Measured	Depth to Product (feet btc)	Depth to Groundwater (feet btc)	Measured Product Thickness (feet)	Notes
GMW-56	11/1/22	-	35.45	-	
GMW-57	10/31/22	-	36.70	-	
GMW-58	10/31/22	-	36.93	-	
GMW-59	10/31/22	-	34.29	-	
GMW-60	10/31/22	-	31.78	-	
GMW-61	10/31/22	-	33.68	-	
GMW-62	10/31/22	-	36.32	-	
GMW-63	10/31/22	-	36.57	-	
GMW-64	10/31/22	-	34.96	-	
GMW-65	10/31/22	-	36.18	-	
GMW-66R	10/31/22	-	39.13	-	
GMW-67	10/31/22	-	35.10	-	
GMW-68	10/31/22	-	35.27	-	Sample if no product.
GMW-69	10/31/22	-	34.81	-	
GW-1	10/31/22	-	36.90	-	
GW-2	10/31/22	-	36.30	-	
GW-3	10/31/22	-	36.65	-	
GW-4	11/2/22	-	-	-	unable to get past pump
GW-5R	11/1/22	-	39.45	-	
GW-6	11/1/22	-	37.07	-	
GW-7	11/1/22	-	36.48	-	
GW-8	11/1/22	-	36.98	-	
GW-13	10/31/22	-	37.48	-	
GW-14R	11/2/22	-	34.27	-	pump in well
GW-15	10/31/22	-	33.68	-	
GW-16	11/2/22	-	38.60	-	pump in well
MW-13	11/1/22	-	38.59	-	
MW-14	10/31/22	-	39.19	-	

MONITORING WELL GAUGING DATA
Second Semiannual 2022 Monitoring Event
Defense Fuel Support Point Norwalk
15306 Norwalk Boulevard, Norwalk, California 90650

Well ID	Date Measured	Depth to Product (feet btc)	Depth to Groundwater (feet btc)	Measured Product Thickness (feet)	Notes
MW-16	10/31/22	-	37.36	-	
MW-17	10/31/22	-	~~37.80~~ 36.43 (SM)	-	DTW: 36.43
MW-22-MID	10/31/22	-	41.71	-	
MW-24	10/31/22	-	38.20	-	
MW-26	10/31/22	-	37.83	-	
MW-27	10/31/22	-	39.06	-	
MW-28	10/31/22	-	32.31	-	
MW-29	10/31/22	-	39.72	-	
PZ-3	11/2/22	-	36.68	-	
RTF-18-E	11/2/22	-	34.88	-	Sock + vacuum in well
RTF-18-N	11/2/22	-	33.77	-	vacuum
RTF-18-NNW	11/2/22	-	35.03	-	vacuum
RTF-18-NW	11/2/22	-	33.25	-	vacuum
RTF-18-W	11/2/22	-	33.11	-	vacuum
TF-8	11/1/22	-	35.69	-	
TF-9R	10/31/22	-	36.09	-	
TF-15	11/1/22	-	36.12	-	
TF-16	11/1/22	-	36.31	-	
TF-17R	11/1/22	-	38.06	-	
TF-18	11/2/22	-	33.31	-	vacuum
TF-19	11/2/22	-	34.57	-	Sock and vacuum in well
TF-20R	10/31/22	-	35.97	-	
TF-21	11/2/22	-	38.78	-	
TF-23	11/1/22	-	35.63	-	
TF-24	11/1/22	-	37.77	-	
TFR-9	11/2/22	-	36.96	-	vacuum
TFR-12	11/2/22	-	37.28	-	vacuum
TFR-14	11/2/22	-	37.70	-	vacuum

MONITORING WELL GAUGING DATA
Second Semiannual 2022 Monitoring Event
Defense Fuel Support Point Norwalk
15306 Norwalk Boulevard, Norwalk, California 90650

Well ID	Date Measured	Depth to Product (feet btc)	Depth to Groundwater (feet btc)	Measured Product Thickness (feet)	Notes
TFR-15	11/2/22	-	37.32	-	vacuum
TFR-18	11/2/22	-	35.61	-	vacuum
TFR-22	11/2/22	35.05	35.68	0.63	vacuum
TFR-24	11/2/22	-	34.82	-	vacuum. Sock in well
TFR-27	11/2/22	-	35.84	-	vacuum
TFR-29	11/2/22	-	34.85	-	vacuum
TFR-33	11/2/22	-	34.28	-	vacuum

Notes: Sample wells in **BOLD** text if no floating product is measured or observed.
Do not sample shaded wells (gauge only).
Wells in **RED** contained floating product in May 2022.
feet btc = feet below top of well casing

MONITORING WELL INSPECTION CHECKLIST
Second Semiannual 2022 Monitoring Event
Defense Fuel Support Point Norwalk
15306 Norwalk Boulevard, Norwalk, California 90650

Well ID	Date	Monument	Flush Mount	Access Unobstructed? (Y/N)	Well Easily Visible? (Y/N)	Vault, Well, or Casing Clearly Labeled? (Y/N)	Well Vault, Pad, or Casing Free of Visible Damage? (Y/N)	Well Secured With Water-Tight Cap and Lock? (Y/N)	Well Vault Dry and Free of Debris? (Y/N)	Comments, Corrective Actions Completed in the Field, Corrective Actions Recommended
EP-73	11/1/22	X		Y	Y	Y	Y	Y	Y	
EXP-1	10/31/22	X		Y	Y	Y	Y	Y	Y	
EXP-2	10/31/22		X	Y	Y	Y	Y	N	Y	no lock
EXP-3	10/31/22		X	Y	Y	Y	Y	Y	Y	
GMW-5	11/1/22		X	Y	Y	Y	Y	N	Y	no lock
GMW-6	11/1/22		X	Y	Y	Y	Y	N	Y	no lock
GMW-7	11/2/22		X	Y	Y	Y	Y	N	Y	no lock
GMW-12	10/31/22		X	Y	Y	Y	Y	N	Y	no lock. 15/16 bolt missing
GMW-15	11/1/22		X	Y	Y	Y	Y	N	Y	no lock
GMW-16	11/1/22		X	Y	Y	Y	Y	N	Y	no lock. pump in well
GMW-17R	10/31/22	X		Y	Y	Y	Y	Y	Y	
GMW-18	11/1/22		X	Y	Y	Y	Y	N	Y	no lock
GMW-19	11/1/22		X	Y	Y	Y	Y	N	Y	no lock
GMW-20	10/31/22		X	Y	Y	Y	Y	N	Y	no lock
GMW-21	11/1/22		X	Y	Y	Y	Y	N	Y	no lock
GMW-31	11/2/22		X	Y	Y	Y	Y	N	Y	no lock. pump in well
GMW-32R	11/1/22	Y	X	Y	Y	Y	Y	Y	Y	
GMW-33	10/31/22		X	Y	Y	Y	Y	N	Y	no lock
GMW-35R	10/31/22		X	Y	Y	Y	Y	N	Y	no lock
GMW-40	10/31/22	-	-	-	-	-	-	-	-	can't locate
GMW-41	11/1/22		X	Y	Y	Y	Y	N	Y	no lock
GMW-42	10/31/22		X	Y	Y	Y	Y	N	Y	no lock
GMW-43	10/31/22		X	Y	Y	Y	Y	N	Y	no lock
GMW-44	10/31/22		X	Y	Y	Y	Y	N	Y	no lock
GMW-45	11/1/22		X	Y	Y	Y	Y	N	Y	no lock
GMW-47	11/1/22		X	Y	Y	Y	Y	N	Y	no lock
GMW-48	10/31/22	X	X	Y	Y	Y	Y	Y	Y	
GMW-54	11/1/22		X	Y	Y	Y	Y	N	Y	no lock

MONITORING WELL INSPECTION CHECKLIST
Second Semiannual 2022 Monitoring Event
Defense Fuel Support Point Norwalk
15306 Norwalk Boulevard, Norwalk, California 90650

Well ID	Date	Monument	Flush Mount	Access Unobstructed? (Y/N)	Well Easily Visible? (Y/N)	Vault, Well, or Casing Clearly Labeled? (Y/N)	Well Vault, Pad, or Casing Free of Visible Damage? (Y/N)	Well Secured With Water-Tight Cap and Lock? (Y/N)	Well Vault Dry and Free of Debris? (Y/N)	Comments, Corrective Actions Completed in the Field, Corrective Actions Recommended
GMW-56	11/1/22		X	Y	Y	Y	Y	N	Y	no lock
GMW-57	10/31/22		X	Y	Y	Y	Y	Y	Y	
GMW-58	10/31/22		X	Y	Y	Y	Y	N	Y	no lock
GMW-59	10/31/22		X	Y	Y	Y	Y	N	Y	no lock
GMW-60	10/31/22		X	Y	Y	Y	Y	N	Y	no lock. missing 1 9/16 bolt
GMW-61	10/31/22		X	Y	Y	Y	Y	N	Y	no lock
GMW-62	10/31/22		X	Y	Y	Y	Y	Y	Y	
GMW-63	10/31/22		X	Y	Y	Y	Y	Y	Y	
GMW-64	10/31/22		X	Y	Y	Y	Y	Y	Y	
GMW-65	10/31/22		X	Y	Y	Y	Y	Y	Y	
GMW-66R	10/31/22	X		Y	Y	Y	Y	Y	Y	
GMW-67	10/31/22		X	Y	Y	Y	Y	Y	Y	
GMW-68	10/31/22		X	Y	Y	Y	Y	Y	Y	
GMW-69	10/31/22		X	Y	Y	Y	Y	Y	Y	
GW-1	10/31/22		X	Y	Y	Y	Y	N	Y	no lock
GW-2	10/31/22		X	Y	Y	Y	Y	N	Y	no lock
GW-3	10/31/22		X	Y	Y	Y	Y	N	Y	no lock
GW-4	11/2/22		X	Y	Y	Y	Y	N	Y	no lock. pump in well
GW-5R	11/1/22	X		Y	Y	Y	Y	N	Y	no lock
GW-6	11/1/22		X	Y	Y	Y	Y	N	Y	no lock
GW-7	11/1/22		X	Y	Y	Y	Y	N	Y	no lock. Pump in well
GW-8	11/1/22		X	Y	Y	Y	Y	N	Y	no lock
GW-13	10/31/22		X	Y	Y	Y	Y	N	Y	
GW-14R	11/1/22		X	Y	Y	Y	Y	N	Y	no lock. pump in well
GW-15	10/31/22		X	Y	Y	Y	Y	N	Y	no lock
GW-16	11/2/22		X	Y	Y	Y	Y	N	Y	no lock
MW-13	11/1/22	Y	SM ~~X~~	Y	Y	Y	Y	SM ~~N~~ Y	Y	SM ~~no~~ Y
MW-14	10/31/22	X		Y	Y	Y	Y	Y	Y	

MONITORING WELL INSPECTION CHECKLIST
Second Semiannual 2022 Monitoring Event
Defense Fuel Support Point Norwalk
15306 Norwalk Boulevard, Norwalk, California 90650

Well ID	Date	Monument	Flush Mount	Access Unobstructed? (Y/N)	Well Easily Visible? (Y/N)	Vault, Well, or Casing Clearly Labeled? (Y/N)	Well Vault, Pad, or Casing Free of Visible Damage? (Y/N)	Well Secured With Water-Tight Cap and Lock? (Y/N)	Well Vault Dry and Free of Debris? (Y/N)	Comments, Corrective Actions Completed in the Field, Corrective Actions Recommended
MW-16	10/31/22	X		Y	Y	Y	Y	Y	Y	
MW-17	10/31/22	X		Y	Y	Y	Y	Y	Y	
MW-22-MID	10/31/22	X		Y	Y	Y	Y	N	Y	no lock
MW-24	10/31/22		X	Y	Y	Y	Y	Y	Y	
MW-26	10/31/22	X		Y	Y	Y	Y	N	Y	no lock
MW-27	10/31/22	X		Y	Y	Y	Y	Y	Y	
MW-28	10/31/22		X	Y	Y	Y	Y	N	Y	no lock
MW-29	10/31/22	X		Y	Y	Y	Y	Y	Y	
PZ-3	11/2/22		X	Y	Y	Y	Y	N	Y	missing bolts. no lock
RTF-18-E	11/2/22		X	Y	Y	Y	Y	N	Y	no lock
RTF-18-N	11/2/22		X	Y	Y	Y	Y	N	Y	no lock
RTF-18-NNW	11/2/22		X	Y	Y	Y	Y	N	Y	no lock
RTF-18-NW	11/2/22		X	Y	Y	Y	Y	N	Y	no lock
RTF-18-W	11/2/22		X	Y	Y	Y	Y	N	Y	no lock
TF-8	11/1/22		X	Y	Y	Y	Y	N	Y	no lock
TF-9R	10/31/22	X		Y	Y	Y	Y	Y	Y	
TF-15	11/1/22		X	Y	Y	Y	Y	N	Y	no lock
TF-16	11/1/22		X	Y	Y	Y	Y	N	Y	no lock
TF-17R	11/1/22	X		Y	Y	Y	Y	Y	Y	
TF-18	11/2/22		X	Y	Y	Y	Y	N	Y	no lock
TF-19	11/2/22		X	Y	Y	Y	Y	N	Y	no lock
TF-20R	10/31/22		X	Y	Y	Y	Y	N	Y	no lock
TF-21	11/2/22	X		Y	Y	Y	Y	Y	Y	
TF-23	11/1/22		X	Y	Y	Y	Y	N	Y	no lock
TF-24	11/1/22		X	Y	Y	Y	Y	N	Y	no lock
TFR-9	11/2/22		X	Y	Y	Y	Y	N	Y	no lock
TFR-12	11/2/22		X	Y	Y	Y	Y	N	Y	no lock
TFR-14	11/2/22		X	Y	Y	Y	Y	N	Y	no lock

SGI/Apex

MONITORING WELL INSPECTION CHECKLIST
Second Semiannual 2022 Monitoring Event
Defense Fuel Support Point Norwalk
15306 Norwalk Boulevard, Norwalk, California 90650

Well ID	Date	Monument	Flush Mount	Access Unobstructed? (Y/N)	Well Easily Visible? (Y/N)	Vault, Well, or Casing Clearly Labeled? (Y/N)	Well Vault, Pad, or Casing Free of Visible Damage? (Y/N)	Well Secured With Water-Tight Cap and Lock? (Y/N)	Well Vault Dry and Free of Debris? (Y/N)	Comments, Corrective Actions Completed in the Field, Corrective Actions Recommended
TFR-15	11/2/22		X	Y	Y	Y	Y	N	Y	no lock
TFR-18	11/2/22		X	Y	Y	Y	Y	N	Y	no lock
TFR-22	11/2/22		X	Y	Y	Y	Y	N	Y	no lock
TFR-24	11/2/22		X	Y	Y	Y	Y	N	Y	no lock
TFR-27	11/2/22		X	Y	Y	Y	Y	N	Y	no lock
TFR-29	11/2/22		X	Y	Y	Y	Y	N	Y	no lock
TFR-33	11/2/22		X	Y	Y	Y	Y	N	Y	no lock

INSTRUMENT CALIBRATION LOG
Second Semiannual 2022 Monitoring Event
Defense Fuel Support Point Norwalk
15306 Norwalk Boulevard, Norwalk, California 90650

Instrument	ID Number	Date/Time of Test	Standards Used	Instrument Reading	Calibration to: or Within 10%:	Temperature	Initials
YSI-DSS	21C 103766	11-1-22	4.0 ph	4.02 ph	Y	22.9	DL
"	21C103766	"	7.0 ph	7.01 ph	Y	22.9	DL
"	21C103766	"	10.0 ph	9.98 ph	Y	22.9	DL
"	21C103766	"	1413 ms/cm	1414 ms/cm	Y	22.9	DL
YSI-DSS	21C103766	11-2-22	4.0 ph	4.01 ph	Y	22.7	DL
"	"	"	7.0 ph	7.03 ph	Y	22.7	DL
"	"	"	10.0 ph	9.99 ph	Y	22.7	DL
"	"	"	1413 ~~ph~~ ms/cm	1416 ms/cm	Y	22.7	DL
YSI-DSS	21C103766	11-9-22	4.0 ph	4.04 ~~ms~~ ph	Y	22.9	DL
"	"	"	7.0 ph	7.03 ph	Y	22.9	DL
"	"	"	10.0 ph	10.01 ph	Y	22.9	DL
"	"	"	1413 ms/cm	1415 ms/cm	Y	22.9	DL
YSI-DSS	21C103766	11-4-22	4.0 ph	4.03 ph	Y	22.8	DL
"	"	"	7.0 ph	7.04 ph	Y	22.8	DL
"	"	"	10.0 ph	10.03 ph	Y	22.8	DL
"	"	"	1413 ~~ph~~ ms/cm	1419 ms/cm	Y	22.8	DL
YSI-DSS	21C103766	11-7-22	4.0 ph	4.05 ph	Y	22.9	DL
"		"	7.0 ph	7.04 ph	Y	22.9	DL

INSTRUMENT CALIBRATION LOG
Second Semiannual 2022 Monitoring Event
Defense Fuel Support Point Norwalk
15306 Norwalk Boulevard, Norwalk, California 90650

Instrument	ID Number	Date/Time of Test	Standards Used	Instrument Reading	Calibration to: or Within 10%:	Temperature	Initials
YSI-DSS	21C103766	11-7-22	10.0 pH	10.05 pH	Y	22.9	DL
"	"	11-7-22	1413 mS/cm	1418 mS/cm	Y	22.9	DL
YSI-DSS	21C103766	11-8-22	4.0 pH	4.04 pH	Y	23.0	DL
"	"	11-8-22	7.0 pH	7.06 pH	Y	23.0	DL
"	"	11-8-22	10.0 pH	10.02 pH	Y	23.0	DL
"	"	11-8-22	1413 mS/cm	1418 mS/cm	Y	23.0	DL
YSI-DSS	21C103766	11-10-22	4.0 pH	4.05 pH	Y	22.9	DL
"	"	11-10-22	7.0 pH	7.06 pH	Y	22.9	DL
"	"	11-10-22	10.0 pH	10.03 pH	Y	22.9	DL
"	"	11-10-22	1413 mS/cm	1420 mS/cm	Y	22.9	DL

SGI/Apex

GROUNDWATER SAMPLE FIELD DATA SHEET

Project # : 091-NOR-001/Task 2-16

Client/Site: DLA/DFSP Norwalk

Address : 15306 Norwalk Boulevard
Norwalk, California 90650

Well ID: EXP-1

Well Diameter: 4"

Date: 11-1-22

128.50 (TD) -- 61.46 (DTW) = 67.04 (Water Column)

822.00 (Bottom of Screen) -- 82.00 (Top of Screen) = 40.00 (Screen Length)

Pump Intake Depth, Screened Above Water Table:

61.46 (DTW) + 1/2(33.57 (Water Column)) = 95.03 (Pump Intake Depth)

< OR >

Pump Intake Depth, Submerged Screen:

82.00 (Top of Screen Depth) +1/2(20.00 (Screen Length)) = 102.00 (Pump Intake Depth)

Date Purged: 11-1-22 **Start (24 Hour)** 840 **End (24 Hour)** 902

Date Sampled: 11-1-22 **Start (24 Hour)** 902 **End (24 Hour)** —

TIME (24 Hr)	VOLUME (gallons)	DEPTH TO WATER (feet btc)	pH (units)	E.C. (sM/cm)	ORP (mV)	TEMPERATURE (°F/°C)	D.O. (mg/L)	COLOR (visual)	TURBITY (visual or NTU)
842	1.25	61.53	7.50	704.0	-88.7	21.7	3.63	Clear	13.12
847	1.875	61.58	7.48	706.0	-90.2	21.7	1.13	"	11.92
852	1.50	61.60	7.45	705.0	-91.0	21.8	0.45	"	10.41
857	2.125	61.62	7.44	703.0	-91.7	21.8	0.39	"	9.63
902	2.75	61.64	7.44	701.0	-91.9	21.8	0.37	"	9.54

PURGING EQUIPMENT				SAMPLING EQUIPMENT			
	Centrifugal Pump		Vac Truck		Centrifugal Pump		Teflon Bailer
	Submersible Pump		Disposable Pump		Submersible Pump		Disposable Bailer
⓪	Other: Low Flow Submersible Pump			⓪	Other : Dedicated Tubing		

Remarks:

Completed By (Print Name): DAWN Wibben

Signature: Dawn Wibben

Reviewed By: DS

Date: November 11, 2022

GROUNDWATER SAMPLE FIELD DATA SHEET

Project # : 091-NOR-001/Task 2-16

Client/Site: DLA/DFSP Norwalk

Address : 15306 Norwalk Boulevard
Norwalk, California 90650

Well ID: EXP-2

Well Diameter: 4"

Date: 11-4-22

149.00 (TD) -- 62.51 (DTW) = 86.49 (Water Column)

120.00 (Bottom of Screen) -- 90.00 (Top of Screen) = 30.00 (Screen Length)

Pump Intake Depth, Screened Above Water Table:

62.51 (DTW) + 1/2(43.25 (Water Column)) = 105.76 (Pump Intake Depth) DV

< OR >

Pump Intake Depth, Submerged Screen:

90.00 (Top of Screen Depth) +1/2(15.00 (Screen Length)) = 105.00 (Pump Intake Depth)

Date Purged: 11-4-22 **Start (24 Hour)** 9 38 **End (24 Hour)** ~~90:00~~ DL 10:00

Date Sampled: 11-4-22 **Start (24 Hour)** 1000 **End (24 Hour)** —

TIME (24 Hr)	VOLUME (gallons)	DEPTH TO WATER (feet btc)	pH (units)	E.C. (sM/cm)	ORP (mV)	TEMPERATURE (°F/°C)	D.O. (mg/L)	COLOR (visual)	TURBITY (visual or NTU)
940	.25	62.62	7.44	533.0	22.2	20.3	3.57	clear	26.65
945	1.875	62.68	7.42	533.0	24.1	20.3	0.81	"	21.14
950	1.50	62.70	7.40	534.0	24.8	20.2	0.19	"	23.62
955	2.125	62.71	7.40	534.0	25.3	20.2	0.13	"	24.79
1000	2.75	62.73	7.39	535.0	25.6	20.2	0.11	"	24.88

PURGING EQUIPMENT				SAMPLING EQUIPMENT			
	Centrifugal Pump		Vac Truck		Centrifugal Pump		Teflon Bailer
	Submersible Pump		Disposable Pump		Submersible Pump		Disposable Bailer
D	Other: Low Flow Submersible Pump			D	Other : Dedicated Tubing		

Remarks:

Completed By (Print Name): DAVID Wobar

Signature: David Wobar

Reviewed By: DS

Date: November 11, 2022

GROUNDWATER SAMPLE FIELD DATA SHEET

Project # : 091-NOR-001/Task 2-16

Client/Site: DLA/DFSP Norwalk

Address : 15306 Norwalk Boulevard
Norwalk, California 90650

Well ID: EXP-3

Well Diameter: 4"

Date: 10-31-22

180.00 (TD) − 57.43 (DTW) = 92.57 (Water Column)

115.00 (Bottom of Screen) − 85.00 (Top of Screen) = 30.00 (Screen Length)

Pump Intake Depth, Screened Above Water Table:

57.43 (DTW) + 1/2(46.29 (Water Column)) = 103.72 (Pump Intake Depth)

< OR >

Pump Intake Depth, Submerged Screen:

85.00 (Top of Screen Depth) +1/2(15.00 (Screen Length)) = 100.0 (Pump Intake Depth)

Date Purged: 10-31-22 **Start (24 Hour)** 1250 **End (24 Hour)** 112

Date Sampled: 10-31-22 **Start (24 Hour)** 112 **End (24 Hour)** ——

TIME (24 Hr)	VOLUME (gallons)	DEPTH TO WATER (feet btc)	pH (units)	E.C. (sM/cm)	ORP (mV)	TEMPERATURE (°F/°C)	D.O. (mg/L)	COLOR (visual)	TURBITY (visual or NTU)
1250	.25	57.50	7.46	526.0	36.7	25.2	1.81	clear	5.14
1257	.875	57.56	7.45	526.0	38.6	25.2	0.79	"	6.41
102	1.50	57.58	7.43	525.0	40.0	25.2	0.20	"	6.89
107	2.125	57.59	7.42	525.0	40.7	25.1	0.13	"	7.13
112	2.75	57.60	7.40	523.0	41.1	25.1	0.10	"	7.37

PURGING EQUIPMENT				SAMPLING EQUIPMENT			
	Centrifugal Pump		Vac Truck		Centrifugal Pump		Teflon Bailer
	Submersible Pump		Disposable Pump		Submersible Pump		Disposable Bailer
✓	Other: Low Flow Submersible Pump			✓	Other : Dedicated Tubing		

Remarks: Split Samples for BLANKETech

Completed By (Print Name): DAVID Webber

Signature:

Reviewed By: DS

Date: November 11, 2022

GROUNDWATER SAMPLE FIELD DATA SHEET

Project # : 091-NOR-001/Task 2-16

Client/Site: DLA/DFSP Norwalk

Address : 15306 Norwalk Boulevard
Norwalk, California 90650

Well ID: GMW-6

Well Diameter: 4"

Date: 11-3-22

50.00 (TD) -- 37.68 (DTW) = 12.32 (Water Column)

50.00 (Bottom of Screen) -- 25.00 (Top of Screen) = 25.00 (Screen Length)

Pump Intake Depth, Screened Above Water Table:

37.68 (DTW) + 1/2(6.16 (Water Column)) = 43.84 (Pump Intake Depth)

< OR >

Pump Intake Depth, Submerged Screen:

25.00 (Top of Screen Depth) +1/2(12.50 (Screen Length)) = 37.50 (Pump Intake Depth)

Date Purged: 11-3-22 **Start (24 Hour)** 810 **End (24 Hour)** 1832

Date Sampled: 11-3-22 **Start (24 Hour)** 832 **End (24 Hour)** —

TIME (24 Hr)	VOLUME (gallons)	DEPTH TO WATER (feet btc)	pH (units)	E.C. (sM/cm)	ORP (mV)	TEMPERATURE (°F/°C)	D.O. (mg/L)	COLOR (visual)	TURBITY (visual or NTU)
812	.25	37.81	7.26	1232	87.9	20.6	2.40	clear	12.74
817	.875	37.90	7.26	1231	89.2	20.6	0.79	"	11.17
822	1.50	37.88	7.25	1230	90.1	20.6	0.21	"	9.16
827	2.125	37.91	7.23	1228	90.8	20.7	0.16	"	10.71
832	2.75	37.91	7.22	1228	92.4	20.7	0.14	"	10.37

PURGING EQUIPMENT				SAMPLING EQUIPMENT			
	Centrifugal Pump		Vac Truck		Centrifugal Pump		Teflon Bailer
	Submersible Pump		Disposable Pump		Submersible Pump		Disposable Bailer
✓	Other: Low Flow Submersible Pump			✓	Other : Dedicated Tubing		

Remarks:

Completed By (Print Name): DAVID Wilson

Signature:

Reviewed By: DS

Date: November 11, 2022

GROUNDWATER SAMPLE FIELD DATA SHEET

Project # : 091-NOR-001/Task 2-16

Client/Site: DLA/DFSP Norwalk

Address : 15306 Norwalk Boulevard
Norwalk, California 90650

Well ID: GMW-7

Well Diameter: 4"

Date: 11-10-22

50.00 (TD) − 37.40 (DTW) = 12.60 (Water Column)

50.00 (Bottom of Screen) − 25.00 (Top of Screen) = 25.00 (Screen Length)

Pump Intake Depth, Screened Above Water Table:

37.40 (DTW) + 1/2(6.30 (Water Column)) = 43.70 (Pump Intake Depth)

< OR >

Pump Intake Depth, Submerged Screen:

25.00 (Top of Screen Depth) +1/2(12.50 (Screen Length)) = 37.50 (Pump Intake Depth)

Date Purged: 11-10-22 **Start (24 Hour)** 9.83 **End (24 Hour)** 1005

Date Sampled: 11-10-22 **Start (24 Hour)** 1015 **End (24 Hour)** —

TIME (24 Hr)	VOLUME (gallons)	DEPTH TO WATER (feet btc)	pH (units)	E.C. (sM/cm)	ORP (mV)	TEMPERATURE (°F/°C)	D.O. (mg/L)	COLOR (visual)	TURBITY (visual or NTU)
9 55	.25	37.53	6.79	1064	21.4	27.9	3.18	clear	8.10
DUP 1000	.825	37.60	6.76	1060	30.3	27.9	6.67	"	8.04
DUP 1005	1.50	37.63	6.75	1058	33.1	27.9	0.22	"	8.01
10 10	2.125	37.62	6.71	1055	34.1	27.9	0.17	"	7.69
10 15	2.75	37.64	6.72	1051	34.5	28.0	0.15	"	7.79

PURGING EQUIPMENT				SAMPLING EQUIPMENT			
	Centrifugal Pump		Vac Truck		Centrifugal Pump		Teflon Bailer
	Submersible Pump		Disposable Pump		Submersible Pump		Disposable Bailer
✓	Other: Low Flow Submersible Pump			✓	Other : Dedicated Tubing		

Remarks:

Completed By (Print Name): DAVID Webber

Signature: David Webber

Reviewed By: DS

Date: November 11, 2022

GROUNDWATER SAMPLE FIELD DATA SHEET

Project # : 091-NOR-001/Task 2-16

Client/Site: DLA/DFSP Norwalk

Address : 15306 Norwalk Boulevard
Norwalk, California 90650

Well ID: GMW-12

Well Diameter: 4"

Date: 11-3-22

50.00 (TD) -- 34.84 (DTW) = 15.16 (Water Column)

50.00 (Bottom of Screen) -- 25.00 (Top of Screen) = 25.00 (Screen Length)

Pump Intake Depth, Screened Above Water Table:

34.84 (DTW) + 1/2(7.53 (Water Column)) = 43.37 (Pump Intake Depth)

< OR >

Pump Intake Depth, Submerged Screen:

25.00 (Top of Screen Depth) +1/2(12.50 (Screen Length)) = 37.50 (Pump Intake Depth)

Date Purged: 11-3-22 **Start (24 Hour)** 1113 **End (24 Hour)** 1215

Date Sampled: 11-3-22 **Start (24 Hour)** 1215 **End (24 Hour)** —

TIME (24 Hr)	VOLUME (gallons)	DEPTH TO WATER (feet btc)	pH (units)	E.C. (sM/cm)	ORP (mV)	TEMPERATURE (°F/°C)	D.O. (mg/L)	COLOR (visual)	TURBITY (visual or NTU)
1155	1.25	34.98	7.32	1172	41.7	20.9	2.91	clear	13.16
1200	1.875	35.05	7.30	1169	45.3	21.7	0.71	"	11.91
1205	1.50	35.08	7.30	1168	48.2	21.8	0.18	"	10.14
1210	2.125	35.06	7.28	1167	49.3	21.8	0.11	"	9.38
1215	2.75	35.05	7.28	1165	49.8	21.9	0.10	"	9.13

PURGING EQUIPMENT				SAMPLING EQUIPMENT			
	Centrifugal Pump		Vac Truck		Centrifugal Pump		Teflon Bailer
	Submersible Pump		Disposable Pump		Submersible Pump		Disposable Bailer
ⓓ	Other: Low Flow Submersible Pump			ⓓ	Other : Dedicated Tubing		

Remarks:

Completed By (Print Name): DAVID Wilson

Signature: David Wilson

Reviewed By: DS

Date: November 11, 2022

GROUNDWATER SAMPLE FIELD DATA SHEET

Project # : 091-NOR-001/Task 2-16

Client/Site: DLA/DFSP Norwalk

Address : 15306 Norwalk Boulevard
Norwalk, California 90650

Well ID: GMW-15

Well Diameter: 4"

Date: 11-7-22

50.00 (TD) -- 36.68 (DTW) = 13.32 (Water Column)

50.00 (Bottom of Screen) -- 25.00 (Top of Screen) = 25.00 (Screen Length)

Pump Intake Depth, Screened Above Water Table:

36.68 (DTW) + 1/2(6.66 (Water Column)) = 43.34 (Pump Intake Depth)

< OR >

Pump Intake Depth, Submerged Screen:

25.00 (Top of Screen Depth) +1/2(12.50 (Screen Length)) = 37.50 (Pump Intake Depth)

Date Purged: 11-7-22 **Start (24 Hour)** 1055 **End (24 Hour)** 1117

Date Sampled: 11-7-22 **Start (24 Hour)** 1117 **End (24 Hour)** —

TIME (24 Hr)	VOLUME (gallons)	DEPTH TO WATER (feet btc)	pH (units)	E.C. (sM/cm)	ORP (mV)	TEMPERATURE (°F/°C)	D.O. (mg/L)	COLOR (visual)	TURBITY (visual or NTU)
1057	.25	36.80	7.27	973.0	65.0	23.5	2.57	clear	13.41
1102	.875	36.86	7.26	972.0	66.7	23.5	.89	"	12.19
1107	1.50	36.90	7.26	970.0	67.9	23.5	0.19	"	10.81
1112	2.125	36.90	7.25	970.0	68.1	23.5	0.11	"	10.13
1117	2.75	36.92	7.23	967.0	68.6	23.5	0.10	"	8.89

PURGING EQUIPMENT			
	Centrifugal Pump		Vac Truck
	Submersible Pump		Disposable Pump
ⓓ	Other: Low Flow Submersible Pump		

SAMPLING EQUIPMENT			
	Centrifugal Pump		Teflon Bailer
	Submersible Pump		Disposable Bailer
ⓓ	Other : Dedicated Tubing		

Remarks:

Completed By (Print Name): DAVID Webber

Signature: David Webber

Reviewed By: DS

Date: November 11, 2022

GROUNDWATER SAMPLE FIELD DATA SHEET

Project # : 091-NOR-001/Task 2-16

Client/Site: DLA/DFSP Norwalk

Address : 15306 Norwalk Boulevard
Norwalk, California 90650

Well ID: GMW-16

Well Diameter: 4"

Date: 11-4-22

50.00 (TD) -- 38.27 (DTW) = 11.73 (Water Column)

50.00 (Bottom of Screen) -- 25.00 (Top of Screen) = 25.00 (Screen Length)

Pump Intake Depth, Screened Above Water Table:

38.27 (DTW) + 1/2(5.87 (Water Column)) = 44.14 (Pump Intake Depth)

< OR >

Pump Intake Depth, Submerged Screen:

25.00 (Top of Screen Depth) +1/2(12.50 (Screen Length)) = 37.50 (Pump Intake Depth)

Date Purged: 11-4-22 **Start (24 Hour)** 1013 **End (24 Hour)** 1035

Date Sampled: 11-4-22 **Start (24 Hour)** 1035 **End (24 Hour)** ———

TIME (24 Hr)	VOLUME (gallons)	DEPTH TO WATER (feet btc)	pH (units)	E.C. (sM/cm)	ORP (mV)	TEMPERATURE (°F/°C)	D.O. (mg/L)	COLOR (visual)	TURBITY (visual or NTU)
1015	.25	38.40	7.41	1103	22.2	20.8	1.73	clear	28.64
1020	.875	38.46	7.35	1102	74.2	20.8	0.56	"	27.89
1025	1.50	38.49	7.33	1102	75.1	20.8	0.33	"	27.93
1030	2.125	38.50	7.30	1099	75.8	20.9	0.29	"	26.74
1035	2.75	38.50	7.31	1096	76.2	20.9	0.27	"	27.94

PURGING EQUIPMENT				SAMPLING EQUIPMENT			
	Centrifugal Pump		Vac Truck		Centrifugal Pump		Teflon Bailer
	Submersible Pump		Disposable Pump		Submersible Pump		Disposable Bailer
✓	Other: Low Flow Submersible Pump			✓	Other : Dedicated Tubing		

Remarks:

Completed By (Print Name): DAVID Webster

Signature:

Reviewed By: DS

Date: November 11, 2022

GROUNDWATER SAMPLE FIELD DATA SHEET

Project # : 091-NOR-001/Task 2-16

Client/Site: DLA/DFSP Norwalk

Address : 15306 Norwalk Boulevard
Norwalk, California 90650

Well ID: GMW-17R

Well Diameter: 4"

Date: 11-2-22

50.00 (TD) -- 35.68 (DTW) = 14.32 (Water Column)

50.00 (Bottom of Screen) -- 20.00 (Top of Screen) = 30.00 (Screen Length)

Pump Intake Depth, Screened Above Water Table:

35.68 (DTW) + 1/2(7.16 (Water Column)) = 42.84 (Pump Intake Depth)

< OR >

Pump Intake Depth, Submerged Screen:

20.00 (Top of Screen Depth) +1/2(15.00 (Screen Length)) = 35.00 (Pump Intake Depth)

Date Purged: 11-2-22 **Start (24 Hour)** 835 **End (24 Hour)** 857

Date Sampled: 11-2-22 **Start (24 Hour)** 857 **End (24 Hour)** —

TIME (24 Hr)	VOLUME (gallons)	DEPTH TO WATER (feet btc)	pH (units)	E.C. (sM/cm)	ORP (mV)	TEMPERATURE (°F/°C)	D.O. (mg/L)	COLOR (visual)	TURBITY (visual or NTU)
837	.25	35.81	7.54	1046	90.5	22.8	8.52	clear	20.80
842	.875	35.87	7.50	1046	91.7	22.8	6.43	"	17.14
847	1.50	35.90	7.47	1044	92.8	22.8	5.16	"	13.62
852	2.125	35.92	7.47	1042	93.4	22.8	4.31	"	11.89
857	2.75	35.91	7.45	1041	93.7	22.8	4.17	"	9.43

PURGING EQUIPMENT				SAMPLING EQUIPMENT			
	Centrifugal Pump		Vac Truck		Centrifugal Pump		Teflon Bailer
	Submersible Pump		Disposable Pump		Submersible Pump		Disposable Bailer
Ø	Other: Low Flow Submersible Pump			Ø	Other : Dedicated Tubing		

Remarks: Dup-3

Completed By (Print Name): DAVID Webber Signature:

Reviewed By: DS Date: November 11, 2022

GROUNDWATER SAMPLE FIELD DATA SHEET

Project # : 091-NOR-001/Task 2-16

Client/Site: DLA/DFSP Norwalk

Address : 15306 Norwalk Boulevard
Norwalk, California 90650

Well ID: GMW-18

Well Diameter: 4"

Date: 11-7-22

50.00 -- 36.21 = 13.79
TD DTW Water Column

50.00 -- 25.00 = 25.00
Bottom of Screen Top of Screen Screen Length

Pump Intake Depth, Screened Above Water Table:

36.21 + 1/2(6.90) = 43.11
DTW Water Column Pump Intake Depth

< OR >

Pump Intake Depth, Submerged Screen:

25.00 +1/2(12.50) = 37.50
Top of Screen Depth Screen Length Pump Intake Depth

Date Purged: 11-7-22 **Start (24 Hour)** 10 23 **End (24 Hour)** 10 45

Date Sampled: 11-7-22 **Start (24 Hour)** 10 45 **End (24 Hour)** —

TIME (24 Hr)	VOLUME (gallons)	DEPTH TO WATER (feet btc)	pH (units)	E.C. (sM/cm)	ORP (mV)	TEMPERATURE (°F/°C)	D.O. (mg/L)	COLOR (visual)	TURBITY (visual or NTU)
10 25	.25	36.33	7.02	441.0	54.4	25.7	3.01	clr	18.71
10 30	.875	36.38	6.99	444.0	56.1	25.8	0.96	"	15.10
10 35	1.50	36.42	6.97	445.0	56.7	25.8	0.31	"	12.41
10 40	2.125	36.44	6.97	445.0	56.0	25.9	0.24	"	10.62
10 45	2.75	36.44	6.95	447	56.5	25.9	0.22	"	10.21

PURGING EQUIPMENT				SAMPLING EQUIPMENT			
	Centrifugal Pump		Vac Truck		Centrifugal Pump		Teflon Bailer
	Submersible Pump		Disposable Pump		Submersible Pump		Disposable Bailer
Ø	Other: Low Flow Submersible Pump			Ø	Other : Dedicated Tubing		

Remarks:

Completed By (Print Name): DAVID Lubbers

Signature: [signature]

Reviewed By: DS

Date: November 11, 2022

GROUNDWATER SAMPLE FIELD DATA SHEET

Project # : 091-NOR-001/Task 2-16

Client/Site: DLA/DFSP Norwalk

Address : 15306 Norwalk Boulevard
Norwalk, California 90650

Well ID: GMW-19

Well Diameter: 4"

Date: 11-3-22

50.00 (TD) − 37.45 (DTW) = 12.55 (Water Column)

50.00 (Bottom of Screen) − 25.00 (Top of Screen) = 25.00 (Screen Length)

Pump Intake Depth, Screened Above Water Table:

37.45 (DTW) + 1/2(6.28 (Water Column)) = 43.73 (Pump Intake Depth)

< OR >

Pump Intake Depth, Submerged Screen:

25.00 (Top of Screen Depth) + 1/2(12.50 (Screen Length)) = 37.50 (Pump Intake Depth)

Date Purged: 11-3-22 **Start (24 Hour)** 148 **End (24 Hour)** 210

Date Sampled: 11-3-22 **Start (24 Hour)** 210 **End (24 Hour)** —

TIME (24 Hr)	VOLUME (gallons)	DEPTH TO WATER (feet btc)	pH (units)	E.C. (sM/cm)	ORP (mV)	TEMPERATURE (°F/°C)	D.O. (mg/L)	COLOR (visual)	TURBITY (visual or NTU)
150	.25	37.58	7.20	1117	48.5	21.5	3.62	Clear	21.72
155	.875	37.63	7.14	1116	49.8	21.5	1.02	"	23.89
200	1.50	37.66	7.12	1111	50.9	21.5	0.19	"	24.16
205	2.125	37.67	7.13	1109	51.6	21.5	0.14	"	25.14
210	2.75	37.67	7.11	1106	52.3	21.6	0.12	"	24.83

PURGING EQUIPMENT				SAMPLING EQUIPMENT			
	Centrifugal Pump		Vac Truck		Centrifugal Pump		Teflon Bailer
	Submersible Pump		Disposable Pump		Submersible Pump		Disposable Bailer
X	Other: Low Flow Submersible Pump			D	Other : Dedicated Tubing		

Remarks:

Completed By (Print Name): David Webber

Signature: David Webber

Reviewed By: DS

Date: November 11, 2022

GROUNDWATER SAMPLE FIELD DATA SHEET

Project # : 091-NOR-001/Task 2-16

Client/Site: DLA/DFSP Norwalk

Address : 15306 Norwalk Boulevard
Norwalk, California 90650

Well ID: GMW-21

Well Diameter: 4"

Date: 11-2-22

50.00 (TD) − 36.75 (DTW) = 13.25 (Water Column)

50.00 (Bottom of Screen) − 25.00 (Top of Screen) = 25.00 (Screen Length)

Pump Intake Depth, Screened Above Water Table:

36.75 (DTW) + 1/2(6.6.3 (Water Column)) = 43.38 (Pump Intake Depth)

< OR >

Pump Intake Depth, Submerged Screen:

25.00 (Top of Screen Depth) +1/2(12.50 (Screen Length)) = 37.50 (Pump Intake Depth)

Date Purged: 11-2-22 **Start (24 Hour)** 1118 **End (24 Hour)** 1140

Date Sampled: 11-2-22 **Start (24 Hour)** 1140 **End (24 Hour)** ——

TIME (24 Hr)	VOLUME (gallons)	DEPTH TO WATER (feet btc)	pH (units)	E.C. (sM/cm)	ORP (mV)	TEMPERATURE (°F/°C)	D.O. (mg/L)	COLOR (visual)	TURBITY (visual or NTU)
1120	.25	36.86	7.18	1558	61.1	24.2	3.12	Clear	21.47
1125	.875	36.93	7.18	1557	62.4	24.2	0.79	"	22.14
1130	1.50	36.96	7.17	1557	63.1	24.1	0.27	"	22.67
1135	2.125	36.97	7.16	1557	63.5	24.1	0.21	"	22.35
1140	2.75	36.98	7.14	1556	63.9	24.1	0.19	"	23.01

PURGING EQUIPMENT				SAMPLING EQUIPMENT			
	Centrifugal Pump		Vac Truck		Centrifugal Pump		Teflon Bailer
	Submersible Pump		Disposable Pump		Submersible Pump		Disposable Bailer
(1)	Other: Low Flow Submersible Pump			(1)	Other : Dedicated Tubing		

Remarks:

Completed By (Print Name): DAVID Wobon

Signature: [signature]

Reviewed By: DS

Date: November 11, 2022

GROUNDWATER SAMPLE FIELD DATA SHEET

Project # : 091-NOR-001/Task 2-16

Client/Site: DLA/DFSP Norwalk

Address : 15306 Norwalk Boulevard
Norwalk, California 90650

Well ID: GMW-31

Well Diameter: 4"

Date: 11-4-22

65.00 ~~68.00~~ TD -- 36.18 DTW = 28.82 Water Column

65.00 Bottom of Screen -- 25.00 Top of Screen = 40.00 Screen Length

Pump Intake Depth, Screened Above Water Table:

36.18 DTW + 1/2(14.41 Water Column) = 50.59 Pump Intake Depth

< OR >

Pump Intake Depth, Submerged Screen:

25.00 Top of Screen Depth +1/2(20.00 Screen Length) = 45.00 Pump Intake Depth

Date Purged: 11-4-22 **Start (24 Hour)** 758 **End (24 Hour)** 820

Date Sampled: 11-4-22 **Start (24 Hour)** 820 **End (24 Hour)** —

TIME (24 Hr)	VOLUME (gallons)	DEPTH TO WATER (feet btc)	pH (units)	E.C. (sM/cm)	ORP (mV)	TEMPERATURE (°F/°C)	D.O. (mg/L)	COLOR (visual)	TURBITY (visual or NTU)
800	.25	36.29	7.09	1360	-2.1	19.9	3.08	clear	47.54
805	.875	36.35	7.09	1362	-2.9	20.0	1.29	"	46.10
810	1.50	36.38	7.07	1359	-3.1	20.0	0.71	"	47.13
815	2.125	36.40	7.07	1357	-3.5	20.0	0.61	"	46.55
820	2.75	36.41	7.06	1354	-3.9	20.1	0.58	"	46.51

PURGING EQUIPMENT				SAMPLING EQUIPMENT			
	Centrifugal Pump		Vac Truck		Centrifugal Pump		Teflon Bailer
	Submersible Pump		Disposable Pump		Submersible Pump		Disposable Bailer
✓	Other: Low Flow Submersible Pump			✓	Other : Dedicated Tubing		

Remarks: DUP-5

Completed By (Print Name): DAVID Weber Signature: David Weber

Reviewed By: DS Date: November 11, 2022

GROUNDWATER SAMPLE FIELD DATA SHEET

Project # : 091-NOR-001/Task 2-16

Client/Site: DLA/DFSP Norwalk

Address : 15306 Norwalk Boulevard
Norwalk, California 90650

Well ID: GMW-35R

Well Diameter: 4"

Date: 11-1-22

50.00 (TD) -- 37.04 (DTW) = 12.96 (Water Column)

80.00 (Bottom of Screen) -- 20.00 (Top of Screen) = 30.00 (Screen Length)

Pump Intake Depth, Screened Above Water Table:

37.04 (DTW) + 1/2(6.48 (Water Column)) = 43.52 (Pump Intake Depth)

< OR >

Pump Intake Depth, Submerged Screen:

20.00 (Top of Screen Depth) +1/2(15.00 (Screen Length)) = 35.00 (Pump Intake Depth)

Date Purged: 11-1-22 **Start (24 Hour)** 140 **End (24 Hour)** 202

Date Sampled: 11-1-22 **Start (24 Hour)** 202 **End (24 Hour)** ——

TIME (24 Hr)	VOLUME (gallons)	DEPTH TO WATER (feet btc)	pH (units)	E.C. (sM/cm)	ORP (mV)	TEMPERATURE (°F/°C)	D.O. (mg/L)	COLOR (visual)	TURBITY (visual or NTU)
142	.25	37.17	6.85	2040	17.7	24.9	5.26	clear	21.03
147	.875	37.24	6.85	2041	18.7	24.9	2.03	"	19.16
152	1.50	37.26	6.85	2039	19.4	24.8	0.61	"	15.42
157	2.125	37.27	6.84	2037	19.9	24.8	0.49	"	12.67
202	2.75	37.25	6.83	2034	20.3	24.8	0.45	"	10.94

PURGING EQUIPMENT				SAMPLING EQUIPMENT			
	Centrifugal Pump		Vac Truck		Centrifugal Pump		Teflon Bailer
	Submersible Pump		Disposable Pump		Submersible Pump		Disposable Bailer
(D)	Other: Low Flow Submersible Pump			(D)	Other : Dedicated Tubing		

Remarks:

Completed By (Print Name): David Webber

Signature:

Reviewed By: DS

Date: November 11, 2022

GROUNDWATER SAMPLE FIELD DATA SHEET

Project # : 091-NOR-001/Task 2-16

Client/Site: DLA/DFSP Norwalk

Address : 15306 Norwalk Boulevard
Norwalk, California 90650

Well ID: GMW-41

Well Diameter: 4"

Date: 11-7-22

50.50 (TD) – 33.66 (DTW) = 16.84 (Water Column)

50.00 (Bottom of Screen) – 20.00 (Top of Screen) = 30.00 (Screen Length)

Pump Intake Depth, Screened Above Water Table:

33.66 (DTW) + 1/2(8.41 (Water Column)) = 42.07 (Pump Intake Depth)

< OR >

Pump Intake Depth, Submerged Screen:

20.00 (Top of Screen Depth) +1/2(15.00 (Screen Length)) = 35.00 (Pump Intake Depth)

Date Purged: 11-7-22 **Start (24 Hour)** 950 **End (24 Hour)** 1010

Date Sampled: 11-7-22 **Start (24 Hour)** 1012 **End (24 Hour)** —

TIME (24 Hr)	VOLUME (gallons)	DEPTH TO WATER (feet btc)	pH (units)	E.C. (sM/cm)	ORP (mV)	TEMPERATURE (°F/°C)	D.O. (mg/L)	COLOR (visual)	TURBITY (visual or NTU)
952	.25	33.80	7.73	525.0	-3.2	21.7	6.22	clr	24.16
957	.875	33.86	7.70	525.0	-0.4	21.7	2.64	"	26.72
1002	1.50	33.90	7.68	524.0	1.3	21.6	1.39	"	25.18
1007	2.125	33.88	7.67	523.0	2.7	21.6	1.19	"	25.71
1012	2.75	33.89	7.65	523.0	2.9	21.6	1.13	"	26.06

PURGING EQUIPMENT			
	Centrifugal Pump		Vac Truck
	Submersible Pump		Disposable Pump
Ø	Other: Low Flow Submersible Pump		

SAMPLING EQUIPMENT			
	Centrifugal Pump		Teflon Bailer
	Submersible Pump		Disposable Bailer
Ø	Other : Dedicated Tubing		

Remarks:

Completed By (Print Name): DAVID Lubben

Signature: David Lubben

Reviewed By: DS

Date: November 11, 2022

GROUNDWATER SAMPLE FIELD DATA SHEET

Project # : 091-NOR-001/Task 2-16

Client/Site: DLA/DFSP Norwalk

Address : 15306 Norwalk Boulevard
Norwalk, California 90650

Well ID: GMW-42

Well Diameter: 4"

Date: 11-2-22

50.50 (TD) -- 32.50 (DTW) = 18.00 (Water Column)

50.00 (Bottom of Screen) -- 20.00 (Top of Screen) = 30.00 (Screen Length)

Pump Intake Depth, Screened Above Water Table:

32.50 (DTW) + 1/2(9.00 (Water Column)) = 41.50 (Pump Intake Depth)

< OR >

Pump Intake Depth, Submerged Screen:

20.00 (Top of Screen Depth) +1/2(15.00 (Screen Length)) = 35.00 (Pump Intake Depth)

Date Purged: 11-2-22 **Start (24 Hour)** 753 **End (24 Hour)** 815

Date Sampled: 11-2-22 **Start (24 Hour)** 815 **End (24 Hour)** ——

TIME (24 Hr)	VOLUME (gallons)	DEPTH TO WATER (feet btc)	pH (units)	E.C. (sM/cm)	ORP (mV)	TEMPERATURE (°F/°C)	D.O. (mg/L)	COLOR (visual)	TURBITY (visual or NTU)
755	.25	32.65	7.37	830	41.3	21.5	3.82	clear	14.52
800	.875	32.71	7.36	832	59.6	21.5	1.19	"	15.89
805	1.50	32.74	7.36	833	64.3	21.6	0.36	"	12.62
810	2.125	32.73	7.34	833	65.1	21.6	0.31	"	10.41
815	2.75	32.73	7.33	835	65.5	21.6	0.29	"	9.89

PURGING EQUIPMENT				SAMPLING EQUIPMENT			
	Centrifugal Pump		Vac Truck		Centrifugal Pump		Teflon Bailer
	Submersible Pump		Disposable Pump		Submersible Pump		Disposable Bailer
✓	Other: Low Flow Submersible Pump			✓	Other : Dedicated Tubing		

Remarks:

Completed By (Print Name): DAVID WEBER Signature: David Weber

Reviewed By: DS Date: November 11, 2022

GROUNDWATER SAMPLE FIELD DATA SHEET

Project # : 091-NOR-001/Task 2-16

Client/Site: DLA/DFSP Norwalk

Address : 15306 Norwalk Boulevard
Norwalk, California 90650

Well ID: GMW-43

Well Diameter: 4"

Date: 11-3-22

50.00 (TD) -- 36.75 (DTW) = 13.25 (Water Column)

50.00 (Bottom of Screen) -- 25.00 (Top of Screen) = 25.00 (Screen Length)

Pump Intake Depth, Screened Above Water Table:

36.75 (DTW) + 1/2(6.63 (Water Column)) = 43.38 (Pump Intake Depth)

< OR >

Pump Intake Depth, Submerged Screen:

25.00 (Top of Screen Depth) +1/2(12.50 (Screen Length)) = 37.50 (Pump Intake Depth)

Date Purged: 11-3-22 **Start (24 Hour)** 12 33 **End (24 Hour)** 1255

Date Sampled: 11-3-22 **Start (24 Hour)** 1255 **End (24 Hour)** —

TIME (24 Hr)	VOLUME (gallons)	DEPTH TO WATER (feet btc)	pH (units)	E.C. (sM/cm)	ORP (mV)	TEMPERATURE (°F/°C)	D.O. (mg/L)	COLOR (visual)	TURBITY (visual or NTU)
1235	.25	36.87	7.23	1108	6.6	21.9	3.41	clear	37.10
1240	.875	36.95	7.20	1106	4.9	21.9	1.19	"	37.13
1245	1.50	36.99	7.19	1101	6.7	21.9	0.21	"	37.89
1250	2.125	36.97	7.17	1094	7.3	21.9	0.11	"	38.11
1255	2.75	36.96	7.17	1088	7.7	21.9	0.10	"	38.22

PURGING EQUIPMENT				SAMPLING EQUIPMENT			
	Centrifugal Pump		Vac Truck		Centrifugal Pump		Teflon Bailer
	Submersible Pump		Disposable Pump		Submersible Pump		Disposable Bailer
ⓓ	Other: Low Flow Submersible Pump			ⓓ	Other : Dedicated Tubing		

Remarks:

Completed By (Print Name): Dawn Lobban

Signature:

Reviewed By: DS

Date: November 11, 2022

GROUNDWATER SAMPLE FIELD DATA SHEET

Project # : 091-NOR-001/Task 2-16

Client/Site: DLA/DFSP Norwalk

Address : 15306 Norwalk Boulevard
Norwalk, California 90650

Well ID: GMW-44

Well Diameter: 4"

Date: 11-3-22

50.50 (TD) -- 36.14 (DTW) = 14.36 (Water Column)

50.00 (Bottom of Screen) -- 20.00 (Top of Screen) = 30.00 (Screen Length)

Pump Intake Depth, Screened Above Water Table:

36.14 (DTW) + 1/2(7.18 (Water Column)) = 43.32 (Pump Intake Depth)

< OR >

Pump Intake Depth, Submerged Screen:

20.00 (Top of Screen Depth) +1/2(15.00 (Screen Length)) = 35.00 (Pump Intake Depth)

Date Purged: 11-3-22 **Start (24 Hour)** 1113 **End (24 Hour)** 1135

Date Sampled: 11-3-22 **Start (24 Hour)** 1137 **End (24 Hour)** —

TIME (24 Hr)	VOLUME (gallons)	DEPTH TO WATER (feet btc)	pH (units)	E.C. (sM/cm)	ORP (mV)	TEMPERATURE (°F/°C)	D.O. (mg/L)	COLOR (visual)	TURBITY (visual or NTU)
1115	.25	36.25	7.37	990	68.7	21.4	3.81	clr	19.91
1120	.875	36.32	7.35	990	70.8	21.4	0.94	"	14.32
1125	1.50	36.35	7.34	989.0	72.2	21.4	0.20	"	11.16
1130	2.125	36.37	7.33	988.0	72.9	21.3	0.14	"	9.41
1135	2.75	36.38	7.31	986.0	73.4	21.3	0.13	"	9.59

PURGING EQUIPMENT				SAMPLING EQUIPMENT			
	Centrifugal Pump		Vac Truck		Centrifugal Pump		Teflon Bailer
	Submersible Pump		Disposable Pump		Submersible Pump		Disposable Bailer
✓	Other: Low Flow Submersible Pump			✓	Other : Dedicated Tubing		

Remarks:

Completed By (Print Name): DAVID Lubben

Signature:

Reviewed By: DS

Date: November 11, 2022

GROUNDWATER SAMPLE FIELD DATA SHEET

Project # : 091-NOR-001/Task 2-16

Client/Site: DLA/DFSP Norwalk

Address : 15306 Norwalk Boulevard
Norwalk, California 90650

Well ID: GMW-45

Well Diameter: 4"

Date: 11-8-22

60.50 (TD) -- 35.45 (DTW) = 15.05 (Water Column)

_____ (Bottom of Screen) -- _____ (Top of Screen) = _____ (Screen Length)

Pump Intake Depth, Screened Above Water Table:

35.45 (DTW) + 1/2(7.53 (Water Column)) = 42.98 (Pump Intake Depth)

< OR >

Pump Intake Depth, Submerged Screen:

_____ (Top of Screen Depth) +1/2(_____ (Screen Length)) = _____ (Pump Intake Depth)

Date Purged: 11-8-22 **Start (24 Hour)** 945 **End (24 Hour)** 1007

Date Sampled: 11-8-22 **Start (24 Hour)** 1007 **End (24 Hour)** —

TIME (24 Hr)	VOLUME (gallons)	DEPTH TO WATER (feet btc)	pH (units)	E.C. (sM/cm)	ORP (mV)	TEMPERATURE (°F/°C)	D.O. (mg/L)	COLOR (visual)	TURBITY (visual or NTU)
947	.25	34.53	8.01	2545	-167.2	20.9	1.09	Clear	37.13
952	.875	34.60	7.76	2577	-181.1	21.0	0.37	"	37.89
957	1.50	34.63	7.70	2577	-186.2	21.5	0.16	"	38.14
1002	2.125	34.65	7.68	2579	-187.1	21.7	0.11	"	37.77
1007	2.75	34.65	7.65	2580	-188.1	21.8	0.10	"	37.14

PURGING EQUIPMENT				SAMPLING EQUIPMENT			
	Centrifugal Pump		Vac Truck		Centrifugal Pump		Teflon Bailer
	Submersible Pump		Disposable Pump		Submersible Pump		Disposable Bailer
✓	Other: Low Flow Submersible Pump			✓	Other : Dedicated Tubing		

Remarks:

Completed By (Print Name): DAVID Wolban

Signature: David Wolban

Reviewed By: DS

Date: November 11, 2022

GROUNDWATER SAMPLE FIELD DATA SHEET

Project # : 091-NOR-001/Task 2-16

Client/Site: DLA/DFSP Norwalk

Address : 15306 Norwalk Boulevard
Norwalk, California 90650

Well ID: GMW-47

Well Diameter: 4"

Date: 11-8-22

50.50 (TD) -- 36.31 (DTW) = 13.69 (Water Column)

50.00 (Bottom of Screen) -- 20.00 (Top of Screen) = 30.00 (Screen Length)

Pump Intake Depth, Screened Above Water Table:

36.31 (DTW) + 1/2(6.85 (Water Column)) = 43.16 (Pump Intake Depth)

< OR >

Pump Intake Depth, Submerged Screen:

20.00 (Top of Screen Depth) +1/2(15.00 (Screen Length)) = 35.00 (Pump Intake Depth)

Date Purged: 11-8-22 **Start (24 Hour)** 908 **End (24 Hour)** 930

Date Sampled: 11-8-22 **Start (24 Hour)** 930 **End (24 Hour)** ——

TIME (24 Hr)	VOLUME (gallons)	DEPTH TO WATER (feet btc)	pH (units)	E.C. (sM/cm)	ORP (mV)	TEMPERATURE (°F/°C)	D.O. (mg/L)	COLOR (visual)	TURBITY (visual or NTU)
910	.25	36.45	7.23	917.0	64.2	20.9	1.89	clear	15.13
915	.875	36.50	7.21	917.0	65.9	20.9	0.63	"	12.64
920	1.50	36.52	7.20	916.0	67.1	20.9	0.17	"	8.41
925	2.125	36.52	7.20	916.0	67.7	20.8	0.11	"	9.06
930	2.750	36.54	7.19	916.0	68.0	20.8	0.10	"	8.82

PURGING EQUIPMENT				SAMPLING EQUIPMENT			
	Centrifugal Pump		Vac Truck		Centrifugal Pump		Teflon Bailer
	Submersible Pump		Disposable Pump		Submersible Pump		Disposable Bailer
✓	Other: Low Flow Submersible Pump			✓	Other : Dedicated Tubing		

Remarks: DUP-7 collected here

Completed By (Print Name): DAVID Weber Signature:

Reviewed By: DS Date: November 11, 2022

GROUNDWATER SAMPLE FIELD DATA SHEET

Project # : 091-NOR-001/Task 2-16

Client/Site: DLA/DFSP Norwalk

Address : 15306 Norwalk Boulevard
Norwalk, California 90650

Well ID: GMW-48

Well Diameter: 4"

Date: 11-1-22

50.50 (TD) − 39.22 (DTW) = 10.78 (Water Column)

50.00 (Bottom of Screen) − 20.00 (Top of Screen) = 30.00 (Screen Length)

Pump Intake Depth, Screened Above Water Table:

39.22 (DTW) + 1/2(5.39 (Water Column)) = 44.61 (Pump Intake Depth)

< OR >

Pump Intake Depth, Submerged Screen:

20.00 (Top of Screen Depth) +1/2(15.00 (Screen Length)) = 35.00 (Pump Intake Depth)

Date Purged: 11-1-22 **Start (24 Hour)** 1218 **End (24 Hour)** 1240

Date Sampled: 11-1-22 **Start (24 Hour)** 1240 **End (24 Hour)** —

TIME (24 Hr)	VOLUME (gallons)	DEPTH TO WATER (feet btc)	pH (units)	E.C. (sM/cm)	ORP (mV)	TEMPERATURE (°F/°C)	D.O. (mg/L)	COLOR (visual)	TURBITY (visual or NTU)
1220	.25	39.32	7.16	2004	51.4	24.8	4.13	clear	92.41
1225	.875	39.39	7.14	2004	55.2	24.8	1.56	"	91.89
1230	1.50	39.41	7.14	2002	56.3	24.9	0.73	"	92.10
1235	2.125	39.43	7.12	2000	56.9	24.9	0.66	"	93.10
1240	2.75	39.44	7.11	1997	56.4	24.7	0.63	"	92.74

PURGING EQUIPMENT				SAMPLING EQUIPMENT			
	Centrifugal Pump		Vac Truck		Centrifugal Pump		Teflon Bailer
	Submersible Pump		Disposable Pump		Submersible Pump		Disposable Bailer
ⓓ	Other: Low Flow Submersible Pump			ⓓ	Other : Dedicated Tubing		

Remarks:

Completed By (Print Name): DAVID Wilson

Signature: David Wilson

Reviewed By: DS

Date: November 11, 2022

GROUNDWATER SAMPLE FIELD DATA SHEET

Project # : 091-NOR-001/Task 2-16

Client/Site: DLA/DFSP Norwalk

Address : 15306 Norwalk Boulevard
Norwalk, California 90650

Well ID: GMW-56

Well Diameter: 4"

Date: 11-3-22

55.00 (TD) -- 35.45 (DTW) = 19.55 (Water Column)

55.00 (Bottom of Screen) -- 20.00 (Top of Screen) = 35.00 (Screen Length)

Pump Intake Depth, Screened Above Water Table:

35.45 (DTW) + 1/2(9.78 (Water Column)) = 45.23 (Pump Intake Depth)

< OR >

Pump Intake Depth, Submerged Screen:

20.00 (Top of Screen Depth) +1/2(17.50 (Screen Length)) = 37.50 (Pump Intake Depth)

Date Purged: 11-3-22 **Start (24 Hour)** 855 **End (24 Hour)** 917

Date Sampled: 11-3-22 **Start (24 Hour)** 917 **End (24 Hour)** —

TIME (24 Hr)	VOLUME (gallons)	DEPTH TO WATER (feet btc)	pH (units)	E.C. (sM/cm)	ORP (mV)	TEMPERATURE (°F/°C)	D.O. (mg/L)	COLOR (visual)	TURBITY (visual or NTU)
857	.25	35.59	7.29	1025	94.7	20.0	4.16	clear	21.55
902	.875	35.64	7.27	1022	95.9	20.1	2.13	"	19.14
907	1.50	35.62	7.26	1019	95.7	20.1	1.86	"	19.63
912	2.125	35.64	7.25	1018	95.8	20.1	1.55	"	20.04
917	2.75	35.67	7.23	1016	95.9	20.1	1.49	"	20.17

PURGING EQUIPMENT				SAMPLING EQUIPMENT			
	Centrifugal Pump		Vac Truck		Centrifugal Pump		Teflon Bailer
	Submersible Pump		Disposable Pump		Submersible Pump		Disposable Bailer
Ø	Other: Low Flow Submersible Pump			Ø	Other : Dedicated Tubing		

Remarks: DUP-4 obtained here

Completed By (Print Name): David Webber

Signature:

Reviewed By: DS

Date: November 11, 2022

GROUNDWATER SAMPLE FIELD DATA SHEET

Project # : 091-NOR-001/Task 2-16

Client/Site: DLA/DFSP Norwalk

Address : 15306 Norwalk Boulevard
Norwalk, California 90650

Well ID: GMW-57

Well Diameter: 4"

Date: 11-3-22

55.00 (TD) -- 36.70 (DTW) = 18.30 (Water Column)

54.00 (Bottom of Screen) -- 19.00 (Top of Screen) = 35.00 (Screen Length)

Pump Intake Depth, Screened Above Water Table:

36.70 (DTW) + 1/2(9.15 (Water Column)) = 45.85 (Pump Intake Depth)

< OR >

Pump Intake Depth, Submerged Screen:

19.00 (Top of Screen Depth) +1/2(17.50 (Screen Length)) = 36.50 (Pump Intake Depth)

Date Purged: 11-3-22 **Start (24 Hour)** 933 **End (24 Hour)** 955

Date Sampled: 11-3-22 **Start (24 Hour)** 955 **End (24 Hour)** —

TIME (24 Hr)	VOLUME (gallons)	DEPTH TO WATER (feet btc)	pH (units)	E.C. (sM/cm)	ORP (mV)	TEMPERATURE (°F/°C)	D.O. (mg/L)	COLOR (visual)	TURBITY (visual or NTU)
935	.25	36.85 .85	7.51	2128	70.1	20.9	2.70	clear	16.19
940	.875	36.91 .91	7.47	2128	73.2	20.9	0.81	"	13.10
945	1.50	36.90 .90	7.48	2126	75.1	20.9	0.23	"	9.62
950	2.125	36.89 .89	7.45	2122	75.8	20.9	0.16	"	10.41
955	2.75	36.91	7.44	2120	76.4	20.9	0.14	"	10.21

PURGING EQUIPMENT				SAMPLING EQUIPMENT			
	Centrifugal Pump		Vac Truck		Centrifugal Pump		Teflon Bailer
	Submersible Pump		Disposable Pump		Submersible Pump		Disposable Bailer
Ø	Other: Low Flow Submersible Pump			Ø	Other : Dedicated Tubing		

Remarks:

Completed By (Print Name): David Webber

Signature: David Webber

Reviewed By: DS

Date: November 11, 2022

GROUNDWATER SAMPLE FIELD DATA SHEET

Project # : 091-NOR-001/Task 2-16

Client/Site: DLA/DFSP Norwalk

Address : 15306 Norwalk Boulevard
Norwalk, California 90650

Well ID: GMW-58

Well Diameter: 4"

Date: 11-1-22

55.00 (TD) -- 36.93 (DTW) = 18.07 (Water Column)

55.00 (Bottom of Screen) -- 20.00 (Top of Screen) = 35.00 (Screen Length)

Pump Intake Depth, Screened Above Water Table:

36.93 (DTW) + 1/2(9.04 (Water Column)) = 45.97 (Pump Intake Depth)

< OR >

Pump Intake Depth, Submerged Screen:

20.00 (Top of Screen Depth) +1/2(17.50 (Screen Length)) = 37.50 (Pump Intake Depth)

Date Purged: 11-1-22 **Start (24 Hour)** 1138 **End (24 Hour)** 12N

Date Sampled: 11-1-22 **Start (24 Hour)** 12N **End (24 Hour)** —

TIME (24 Hr)	VOLUME (gallons)	DEPTH TO WATER (feet btc)	pH (units)	E.C. (sM/cm)	ORP (mV)	TEMPERATURE (°F/°C)	D.O. (mg/L)	COLOR (visual)	TURBITY (visual or NTU)
1140	.25	37.10	7.32	2454	30.6	24.9	6.14	clear	49.12
1145	.875	37.13	7.32	2452	35.7	24.8	2.63	"	47.39
1150	1.50	37.15	7.31	2451	37.1	24.8	1.39	"	48.03
1155	2.125	37.14	7.31	2449	38.2	24.8	1.25	"	47.85
12N	2.75	37.12	7.29	2446	38.6	24.8	1.19	"	46.75

PURGING EQUIPMENT				SAMPLING EQUIPMENT			
	Centrifugal Pump		Vac Truck		Centrifugal Pump		Teflon Bailer
	Submersible Pump		Disposable Pump		Submersible Pump		Disposable Bailer
D	Other: Low Flow Submersible Pump			D	Other : Dedicated Tubing		

Remarks:

Completed By (Print Name): DAVID Webber

Signature: David Webber

Reviewed By: DS

Date: November 11, 2022

GROUNDWATER SAMPLE FIELD DATA SHEET

Project # : 091-NOR-001/Task 2-16

Client/Site: DLA/DFSP Norwalk

Address : 15306 Norwalk Boulevard
Norwalk, California 90650

Well ID: GMW-59

Well Diameter: 4"

Date: 11-3-2022

55.00 (TD) -- 34.29 (DTW) = 20.71 (Water Column)

55.00 (Bottom of Screen) -- 20.00 (Top of Screen) = 35.00 (Screen Length)

Pump Intake Depth, Screened Above Water Table:

34.29 (DTW) + 1/2(10.36 (Water Column)) = 44.65 (Pump Intake Depth)

< OR >

Pump Intake Depth, Submerged Screen:

20.00 (Top of Screen Depth) +1/2(17.50 (Screen Length)) = 37.50 (Pump Intake Depth)

Date Purged: 11-3-22 **Start (24 Hour)** 1043 **End (24 Hour)** 1105

Date Sampled: 11-3-22 **Start (24 Hour)** 1105 **End (24 Hour)** —

TIME (24 Hr)	VOLUME (gallons)	DEPTH TO WATER (feet btc)	pH (units)	E.C. (sM/cm)	ORP (mV)	TEMPERATURE (°F/°C)	D.O. (mg/L)	COLOR (visual)	TURBITY (visual or NTU)
1045	.25	34.40	7.37	1059	49.6	24.2	3.17	clear	156.22
1050	.875	34.48	7.37	1058	50.7	24.2	0.73	"	155.13
1055	1.50	34.51	7.36	1058	51.5	24.1	0.21	"	153.89
1100	2.125	34.51	7.36	1056	51.9	24.1	0.16	"	154.81
1105	2.75	34.53	7.36	1055	52.4	24.1	0.15	"	151.44

PURGING EQUIPMENT				SAMPLING EQUIPMENT			
	Centrifugal Pump		Vac Truck		Centrifugal Pump		Teflon Bailer
	Submersible Pump		Disposable Pump		Submersible Pump		Disposable Bailer
Ø	Other: Low Flow Submersible Pump			Ø	Other: Dedicated Tubing		

Remarks:

Completed By (Print Name): DAVID Webber

Signature:

Reviewed By: DS

Date: November 11, 2022

GROUNDWATER SAMPLE FIELD DATA SHEET

Project # : 091-NOR-001/Task 2-16

Client/Site: DLA/DFSP Norwalk

Address : 15306 Norwalk Boulevard
Norwalk, California 90650

Well ID: GMW-60

Well Diameter: 4"

Date: 11-1-22

50.00 (TD) -- 31.78 (DTW) = 18.22 (Water Column)

40.00 (Bottom of Screen) -- 25.00 (Top of Screen) = 15.00 (Screen Length)

Pump Intake Depth, Screened Above Water Table:

31.78 (DTW) + 1/2(9.11 (Water Column)) = 40.89 (Pump Intake Depth)

< OR >

Pump Intake Depth, Submerged Screen:

25.00 (Top of Screen Depth) +1/2(7.50 (Screen Length)) = 32.50 (Pump Intake Depth)

Date Purged: 11-1-22 **Start (24 Hour)** 1058 **End (24 Hour)** 1120

Date Sampled: 11-1-22 **Start (24 Hour)** 1120 **End (24 Hour)** —

TIME (24 Hr)	VOLUME (gallons)	DEPTH TO WATER (feet btc)	pH (units)	E.C. (sM/cm)	ORP (mV)	TEMPERATURE (°F/°C)	D.O. (mg/L)	COLOR (visual)	TURBITY (visual or NTU)
1100	.25	31.91	6.91	1386	-39.6	24.0	1.92	clear	18.44
1105	.875	31.98	6.92	1383	-44.1	24.0	0.67	"	15.41
1110	1.50	32.01	6.90	1381	-49.2	23.9	0.21	"	12.92
1115	2.125	32.00	6.90	1376	-51.7	23.9	0.16	"	11.06
1120	2.75	32.00	6.88	1374	-52.1	23.9	0.14	"	10.41

PURGING EQUIPMENT				SAMPLING EQUIPMENT			
	Centrifugal Pump		Vac Truck		Centrifugal Pump		Teflon Bailer
	Submersible Pump		Disposable Pump		Submersible Pump		Disposable Bailer
Ø	Other: Low Flow Submersible Pump			Ø	Other : Dedicated Tubing		

Remarks:

Completed By (Print Name): DAVID Webber

Signature: David Webber

Reviewed By: DS

Date: November 11, 2022

GROUNDWATER SAMPLE FIELD DATA SHEET

Project # : 091-NOR-001/Task 2-16

Client/Site: DLA/DFSP Norwalk

Address : 15306 Norwalk Boulevard
Norwalk, California 90650

Well ID: GMW-61

Well Diameter: 4"

Date: 11-1-22

40.00 ~~50.00~~ (TD) − 33.68 (DTW) = 6.32 (Water Column)

40.00 (Bottom of Screen) − 30.00 (Top of Screen) = 10.00 (Screen Length)

Pump Intake Depth, Screened Above Water Table:

33.68 (DTW) + 1/2(3.16 (Water Column)) = 36.84 (Pump Intake Depth)

< OR >

Pump Intake Depth, Submerged Screen:

30.00 (Top of Screen Depth) +1/2(5.00 (Screen Length)) = 35.00 (Pump Intake Depth)

Date Purged: 11-1-22 **Start (24 Hour)** 950 **End (24 Hour)** 1012

Date Sampled: 11-1-22 **Start (24 Hour)** 1012 **End (24 Hour)** —

TIME (24 Hr)	VOLUME (gallons)	DEPTH TO WATER (feet btc)	pH (units)	E.C. (sM/cm)	ORP (mV)	TEMPERATURE (°F/°C)	D.O. (mg/L)	COLOR (visual)	TURBITY (visual or NTU)
952	.25	33.80	7.33	2614	-15.4	23.3	3.29	Clear	37.16
957	.875	33.86	7.33	2614	-3.2	23.3	1.34	"	38.41
1002	1.50	33.88	7.32	2613	+6.4	23.4	0.68	"	40.63
1007	2.125	33.90	7.32	2611	7.7	23.4	0.62	"	39.18
1012	2.75	33.90	7.31	2610	8.1	23.4	0.59	"	40.24

PURGING EQUIPMENT				SAMPLING EQUIPMENT			
	Centrifugal Pump		Vac Truck		Centrifugal Pump		Teflon Bailer
	Submersible Pump		Disposable Pump		Submersible Pump		Disposable Bailer
Ø	Other: Low Flow Submersible Pump			Ø	Other : Dedicated Tubing		

Remarks:

Completed By (Print Name): DAVID Webber Signature: David Webber

Reviewed By: DS Date: November 11, 2022

GROUNDWATER SAMPLE FIELD DATA SHEET

Project # : 091-NOR-001/Task 2-16

Client/Site: DLA/DFSP Norwalk

Address : 15306 Norwalk Boulevard
Norwalk, California 90650

Well ID: GMW-62

Well Diameter: 4"

Date: 10-31-22

40.50 (TD) – 36.32 (DTW) = 4.18 (Water Column)

40.00 (Bottom of Screen) – 20.00 (Top of Screen) = 20.00 (Screen Length)

Pump Intake Depth, Screened Above Water Table:

36.32 (DTW) + 1/2(2.09 (Water Column)) = 38.41 (Pump Intake Depth)

< OR >

Pump Intake Depth, Submerged Screen:

20.00 (Top of Screen Depth) +1/2(10.00 (Screen Length)) = 30.00 (Pump Intake Depth)

Date Purged: 10-31-22 **Start (24 Hour)** 12 08 **End (24 Hour)** 12 30

Date Sampled: 10-31-22 **Start (24 Hour)** 12 30 **End (24 Hour)** —

TIME (24 Hr)	VOLUME (gallons)	DEPTH TO WATER (feet btc)	pH (units)	E.C. (sM/cm)	ORP (mV)	TEMPERATURE (°F/°C)	D.O. (mg/L)	COLOR (visual)	TURBITY (visual or NTU)
12 10	.25	36.40	7.06	2741	-156.9	24.8	1.63	clear	6.24
12 15	.875	36.48	7.05	2741	-161.4	24.8	0.56	"	6.19
12 20	1.50	36.52	7.03	2739	-165.2	24.8	0.16	"	6.04
12 25	2.125	36.51	7.03	2738	-166.7	24.7	0.13	"	5.96
12 30	2.75	36.53	7.02	2736	-167.4	24.7	0.11	"	6.01

PURGING EQUIPMENT				SAMPLING EQUIPMENT			
	Centrifugal Pump		Vac Truck		Centrifugal Pump		Teflon Bailer
	Submersible Pump		Disposable Pump		Submersible Pump		Disposable Bailer
✓	Other: Low Flow Submersible Pump			✓	Other : Dedicated Tubing		

Remarks:

Completed By (Print Name): DAVID Wobken

Signature: David Wobken

Reviewed By: DS

Date: November 11, 2022

GROUNDWATER SAMPLE FIELD DATA SHEET

Project # : 091-NOR-001/Task 2-16

Client/Site: DLA/DFSP Norwalk

Address : 15306 Norwalk Boulevard
Norwalk, California 90650

Well ID: GMW-63

Well Diameter: 4"

Date: 10-31-22

41.00 (TD) -- 36.57 (DTW) = 4.43 (Water Column)

40.00 (Bottom of Screen) -- 20.00 (Top of Screen) = 20.00 (Screen Length)

Pump Intake Depth, Screened Above Water Table:

36.57 (DTW) + 1/2(2.22 (Water Column)) = 38.79 (Pump Intake Depth)

< OR >

Pump Intake Depth, Submerged Screen:

20.00 (Top of Screen Depth) +1/2(10.00 (Screen Length)) = 30.00 (Pump Intake Depth)

Date Purged: 10-31-22 **Start (24 Hour)** 908 **End (24 Hour)** 930

Date Sampled: 10-31-22 **Start (24 Hour)** 930 **End (24 Hour)** —

TIME (24 Hr)	VOLUME (gallons)	DEPTH TO WATER (feet btc)	pH (units)	E.C. (sM/cm)	ORP (mV)	TEMPERATURE (°F/°C)	D.O. (mg/L)	COLOR (visual)	TURBITY (visual or NTU)
910	.25	36.68	6.93	2265	78.1	20.7	2.70	clear	38.14
915	.875	36.76	6.93	2261	78.6	20.7	1.09	"	30.19
920	1.50	36.78	6.92	2258	79.1	20.8	0.54	"	26.14
925	2.125	36.80	6.91	2257	79.3	20.8	0.43	"	28.10
930	2.75	36.80	6.91	2255	79.6	20.8	0.40	"	27.89

PURGING EQUIPMENT				SAMPLING EQUIPMENT			
	Centrifugal Pump		Vac Truck		Centrifugal Pump		Teflon Bailer
	Submersible Pump		Disposable Pump		Submersible Pump		Disposable Bailer
Ø	Other: Low Flow Submersible Pump			Ø	Other : Dedicated Tubing		

Remarks:

Completed By (Print Name): DAVID WEBB Signature:

Reviewed By: DS Date: November 11, 2022

GROUNDWATER SAMPLE FIELD DATA SHEET

Project # : 091-NOR-001/Task 2-16

Client/Site: DLA/DFSP Norwalk

Address : 15306 Norwalk Boulevard
Norwalk, California 90650

Well ID: GMW-64

Well Diameter: 4"

Date: 10-31-22

41.00 (TD) -- 34.96 (DTW) = 6.04 (Water Column)

39.50 (Bottom of Screen) -- 19.50 (Top of Screen) = 20.00 (Screen Length)

Pump Intake Depth, Screened Above Water Table:

34.96 (DTW) + 1/2(3.02 (Water Column)) = 37.98 (Pump Intake Depth)

< OR >

Pump Intake Depth, Submerged Screen:

19.50 (Top of Screen Depth) +1/2(10.00 (Screen Length)) = 29.50 (Pump Intake Depth)

Date Purged: 10-31-22 **Start (24 Hour)** 818 **End (24 Hour)** 840

Date Sampled: 10-31-22 **Start (24 Hour)** 840 **End (24 Hour)** —

TIME (24 Hr)	VOLUME (gallons)	DEPTH TO WATER (feet btc)	pH (units)	E.C. (sM/cm)	ORP (mV)	TEMPERATURE (°F/°C)	D.O. (mg/L)	COLOR (visual)	TURBITY (visual or NTU)
820	.125	35.05	7.38	868.0	91.9	20.7	2.55	Clear	26.10
825	.875	35.12	7.35	870.0	92.8	20.7	0.65	"	18.41
830	1.50	35.16	7.31	870.0	93.6	20.7	0.22	"	13.64
835	2.125	35.20	7.30	867.0	93.9	20.7	0.17	"	11.09
840	2.75	35.19	7.28	865.0	94.4	20.6	0.15	"	9.84

PURGING EQUIPMENT				SAMPLING EQUIPMENT			
	Centrifugal Pump		Vac Truck		Centrifugal Pump		Teflon Bailer
	Submersible Pump		Disposable Pump		Submersible Pump		Disposable Bailer
Ø	Other: Low Flow Submersible Pump			Ø	Other : Dedicated Tubing		

Remarks:

Completed By (Print Name): DAVID Webber

Signature: David Webber

Reviewed By: DS

Date: November 11, 2022

GROUNDWATER SAMPLE FIELD DATA SHEET

Project # : 091-NOR-001/Task 2-16

Client/Site: DLA/DFSP Norwalk

Address : 15306 Norwalk Boulevard
Norwalk, California 90650

Well ID: GMW-65

Well Diameter: 4"

Date: 10-31-22

41.50 (TD) − 36.18 (DTW) = 5.32 (Water Column)

41.00 (Bottom of Screen) − 21.00 (Top of Screen) = 20.00 (Screen Length)

Pump Intake Depth, Screened Above Water Table:

36.18 (DTW) + 1/2(2.71 (Water Column)) = 38.89 (Pump Intake Depth)

< OR >

Pump Intake Depth, Submerged Screen:

21.00 (Top of Screen Depth) +1/2(10.00 (Screen Length)) = 31.00 (Pump Intake Depth)

Date Purged: 10-31-22 **Start (24 Hour)** 943 **End (24 Hour)** 1005

Date Sampled: 10-31-22 **Start (24 Hour)** 1005 **End (24 Hour)** —

TIME (24 Hr)	VOLUME (gallons)	DEPTH TO WATER (feet btc)	pH (units)	E.C. (sM/cm)	ORP (mV)	TEMPERATURE (°F/°C)	D.O. (mg/L)	COLOR (visual)	TURBITY (visual or NTU)
945	.25	36.30	6.97	1252	69.1	20.8	1.94	clear	21.62
950	.875	36.36	6.97	1248	69.9	20.8	0.70	"	16.41
955	1.50	36.40	6.95	1246	71.0	20.8	0.21	"	12.18
1000	2.125	36.42	6.95	1246	71.6	20.7	0.16	"	10.41
1005	2.75	36.41	6.94	1244	71.9	20.7	0.13	"	10.06

PURGING EQUIPMENT				SAMPLING EQUIPMENT			
	Centrifugal Pump		Vac Truck		Centrifugal Pump		Teflon Bailer
	Submersible Pump		Disposable Pump		Submersible Pump		Disposable Bailer
②	Other: Low Flow Submersible Pump			①	Other : Dedicated Tubing		

Remarks:

Completed By (Print Name): DAVID Webber

Signature: David Webber

Reviewed By: DS

Date: November 11, 2022

GROUNDWATER SAMPLE FIELD DATA SHEET

Project # : 091-NOR-001/Task 2-16

Client/Site: DLA/DFSP Norwalk

Address : 15306 Norwalk Boulevard
Norwalk, California 90650

Well ID: GMW-66R

Well Diameter: 4"

Date: 11-1-22

46.50 (TD) - 39.13 (DTW) = 7.37 (Water Column)

45.00 (Bottom of Screen) - 20.00 (Top of Screen) = 25.00 (Screen Length)

Pump Intake Depth, Screened Above Water Table:

39.13 (DTW) + 1/2(3.69 (Water Column)) = 42.82 (Pump Intake Depth)

< OR >

Pump Intake Depth, Submerged Screen:

20.00 (Top of Screen Depth) +1/2(12.50 (Screen Length)) = 32.50 (Pump Intake Depth)

Date Purged: 11-1-22 **Start (24 Hour)** 1023 **End (24 Hour)** 1045

Date Sampled: 11-1-22 **Start (24 Hour)** 1045 **End (24 Hour)** —

TIME (24 Hr)	VOLUME (gallons)	DEPTH TO WATER (feet btc)	pH (units)	E.C. (sM/cm)	ORP (mV)	TEMPERATURE (°F/°C)	D.O. (mg/L)	COLOR (visual)	TURBITY (visual or NTU)
1025	.25	39.25	7.39	1067	-33.8	23.3	2.92	clear	33.54
1030	.875	39.30	7.39	1066	-43.7	23.3	0.98	"	29.62
1035	1.50	39.34	7.40	1063	-51.2	23.4	0.25	"	30.41
1040	2.125	39.33	7.38	1060	-53.1	23.4	0.19	"	29.38
1045	2.25	39.34	7.37	1060	-53.7	23.4	0.17	"	29.09

PURGING EQUIPMENT				SAMPLING EQUIPMENT			
	Centrifugal Pump		Vac Truck		Centrifugal Pump		Teflon Bailer
	Submersible Pump		Disposable Pump		Submersible Pump		Disposable Bailer
✓	Other: Low Flow Submersible Pump			✓	Other : Dedicated Tubing		

Remarks:

Completed By (Print Name): DAVID Webber

Signature: David Webber

Reviewed By: DS

Date: November 11, 2022

GROUNDWATER SAMPLE FIELD DATA SHEET

Project # : 091-NOR-001/Task 2-16

Client/Site: DLA/DFSP Norwalk

Address : 15306 Norwalk Boulevard
Norwalk, California 90650

Well ID: GMW-67

Well Diameter: 4"

Date: 10-31-22

47.00 (TD) -- 35.10 (DTW) = 11.90 (Water Column)

45.00 (Bottom of Screen) -- 25.00 (Top of Screen) = 20.00 (Screen Length)

Pump Intake Depth, Screened Above Water Table:

35.10 (DTW) + 1/2(5.95 (Water Column)) = 41.05 (Pump Intake Depth)

< OR >

Pump Intake Depth, Submerged Screen:

25.00 (Top of Screen Depth) +1/2(10.00 (Screen Length)) = 35.00 (Pump Intake Depth)

Date Purged: 10-31-22 **Start (24 Hour)** 1018 **End (24 Hour)** 1040

Date Sampled: 10-31-22 **Start (24 Hour)** 1040 **End (24 Hour)** —

TIME (24 Hr)	VOLUME (gallons)	DEPTH TO WATER (feet btc)	pH (units)	E.C. (sM/cm)	ORP (mV)	TEMPERATURE (°F/°C)	D.O. (mg/L)	COLOR (visual)	TURBITY (visual or NTU)
1020	.25	35.23	7.03	1066	-18.2	23.1	1.41	clear	18.41
1025	.875	35.29	7.01	1066	-21.3	23.1	0.64	"	17.10
1030	1.50	35.31	6.99	1064	-22.5	23.1	0.18	"	20.64
1035	2.125	35.33	6.98	1062	-22.9	23.0	0.14	"	22.14
1040	2.75	35.33	6.96	1061	-23.2	23.0	0.12	"	22.69

PURGING EQUIPMENT				SAMPLING EQUIPMENT			
	Centrifugal Pump		Vac Truck		Centrifugal Pump		Teflon Bailer
	Submersible Pump		Disposable Pump		Submersible Pump		Disposable Bailer
Ø	Other: Low Flow Submersible Pump			Ø	Other : Dedicated Tubing		

Remarks:

Completed By (Print Name): DAVID Webber

Signature:

Reviewed By: DS

Date: November 11, 2022

GROUNDWATER SAMPLE FIELD DATA SHEET

Project # : 091-NOR-001/Task 2-16

Client/Site: DLA/DFSP Norwalk

Address : 15306 Norwalk Boulevard
Norwalk, California 90650

Well ID: GMW-68

Well Diameter: 4"

Date: 10-31-22

45.00 (TD) -- 35.26 (DTW) = 9.74 (Water Column)

45.00 (Bottom of Screen) -- 25.00 (Top of Screen) = 20.00 (Screen Length)

Pump Intake Depth, Screened Above Water Table:

35.26 (DTW) + 1/2(4.87 (Water Column)) = 40.13 (Pump Intake Depth)

< OR >

Pump Intake Depth, Submerged Screen:

25.00 (Top of Screen Depth) +1/2(10.00 (Screen Length)) = 35.00 (Pump Intake Depth)

Date Purged: 10-31-22 **Start (24 Hour)** 1130 **End (24 Hour)** 1152

Date Sampled: 10-31-22 **Start (24 Hour)** 1152 **End (24 Hour)** —

TIME (24 Hr)	VOLUME (gallons)	DEPTH TO WATER (feet btc)	pH (units)	E.C. (sM/cm)	ORP (mV)	TEMPERATURE (°F/°C)	D.O. (mg/L)	COLOR (visual)	TURBITY (visual or NTU)
1132	1.25	35.35	7.00	1222	-132.3	23.6	3.14	clear	13.14
1137	1.875	35.44	6.99	1222	-137.3	23.6	0.76	"	10.69
1142	1.50	35.47	6.97	1221	-141.0	23.6	0.22	"	11.14
1147	2.125	35.46	6.97	1218	-142.1	23.5	0.17	"	10.71
1152	2.75	35.48	6.96	1216	-142.4	23.5	0.14	"	10.39

PURGING EQUIPMENT				SAMPLING EQUIPMENT			
	Centrifugal Pump		Vac Truck		Centrifugal Pump		Teflon Bailer
	Submersible Pump		Disposable Pump		Submersible Pump		Disposable Bailer
D	Other: Low Flow Submersible Pump			D	Other : Dedicated Tubing		

Remarks: Sock in well.

Completed By (Print Name): David Webber

Signature:

Reviewed By: DS

Date: November 11, 2022

GROUNDWATER SAMPLE FIELD DATA SHEET

Project # : 091-NOR-001/Task 2-16

Client/Site: DLA/DFSP Norwalk

Address : 15306 Norwalk Boulevard
Norwalk, California 90650

Well ID: GMW-69

Well Diameter: 4"

Date: 10-31-22

45.00 (TD) -- 34.81 (DTW) = 10.19 (Water Column)

45.00 (Bottom of Screen) -- 25.00 (Top of Screen) = 20.00 (Screen Length)

Pump Intake Depth, Screened Above Water Table:

34.81 (DTW) + 1/2(5.10 (Water Column)) = 39.91 (Pump Intake Depth)

< OR >

Pump Intake Depth, Submerged Screen:

25.00 (Top of Screen Depth) +1/2(10.00 (Screen Length)) = 35.00 (Pump Intake Depth)

Date Purged: 10-31-22 **Start (24 Hour)** 1055 **End (24 Hour)** 1117

Date Sampled: 10-31-22 **Start (24 Hour)** 1117 **End (24 Hour)** —

TIME (24 Hr)	VOLUME (gallons)	DEPTH TO WATER (feet btc)	pH (units)	E.C. (sM/cm)	ORP (mV)	TEMPERATURE (°F/°C)	D.O. (mg/L)	COLOR (visual)	TURBITY (visual or NTU)
1057	.25	34.92	7.32	1229	34.2	23.1	2.16	Clear	36.15
1102	.875	34.98	7.32	1228	35.9	23.3	1.22	"	20.01
1107	1.50	35.00	7.31	1228	37.3	23.3	0.35	"	13.41
1112	2.125	35.02	7.31	1227	38.1	23.3	0.29	"	9.62
1117	2.75	35.01	7.31	1227	38.4	23.2	0.27	"	8.83

PURGING EQUIPMENT				SAMPLING EQUIPMENT			
	Centrifugal Pump		Vac Truck		Centrifugal Pump		Teflon Bailer
	Submersible Pump		Disposable Pump		Submersible Pump		Disposable Bailer
①	Other: Low Flow Submersible Pump			②	Other : Dedicated Tubing		

Remarks: Dup-1 obtained here.

Completed By (Print Name): DAVID Webber Signature: David Webber

Reviewed By: DS Date: November 11, 2022

GROUNDWATER SAMPLE FIELD DATA SHEET

Project # : 091-NOR-001/Task 2-16

Client/Site: DLA/DFSP Norwalk

Address : 15306 Norwalk Boulevard
Norwalk, California 90650

Well ID: GW-2

Well Diameter: 4"

Date: 11-4-22

63.00 (TD) -- 36.30 (DTW) = 26.70 (Water Column)

60.00 (Bottom of Screen) -- 25.00 (Top of Screen) = 35.00 (Screen Length)

Pump Intake Depth, Screened Above Water Table:

36.50 (DTW) + 1/2(13.35 (Water Column)) = 49.85 (Pump Intake Depth)

< OR >

Pump Intake Depth, Submerged Screen:

25.00 (Top of Screen Depth) +1/2(17.50 (Screen Length)) = 42.50 (Pump Intake Depth)

Date Purged: 11-4-22 **Start (24 Hour)** 848 **End (24 Hour)** 910

Date Sampled: 11-4-22 **Start (24 Hour)** 910 **End (24 Hour)**

TIME (24 Hr)	VOLUME (gallons)	DEPTH TO WATER (feet btc)	pH (units)	E.C. (sM/cm)	ORP (mV)	TEMPERATURE (°F/°C)	D.O. (mg/L)	COLOR (visual)	TURBITY (visual or NTU)
850	.25	36.41	7.12	1409	11.8	20.5	3.42	orange clear	144.00
855	.875	36.50	7.11	1409	11.9	20.5	0.98	"	142.69
900	1.50	36.52	7.11	1408	12.3	20.4	0.31	"	142.13
905	2.125	36.54	7.09	1406	12.5	20.4	0.24	"	141.37
910	2.175	36.53	7.08	1404	12.6	20.4	0.21	"	140.22

PURGING EQUIPMENT				SAMPLING EQUIPMENT			
	Centrifugal Pump		Vac Truck		Centrifugal Pump		Teflon Bailer
	Submersible Pump		Disposable Pump		Submersible Pump		Disposable Bailer
Ø	Other: Low Flow Submersible Pump			Ø	Other : Dedicated Tubing		

Remarks:

Completed By (Print Name): DAVID Webber

Signature:

Reviewed By: DS

Date: November 11, 2022

GROUNDWATER SAMPLE FIELD DATA SHEET

Project # : 091-NOR-001/Task 2-16

Client/Site: DLA/DFSP Norwalk

Address : 15306 Norwalk Boulevard
Norwalk, California 90650

Well ID: GW-3

Well Diameter: 4"

Date: 11-2-22

63.00 (TD) − 36.65 (DTW) = 26.35 (Water Column)

60.00 (Bottom of Screen) − 25.00 (Top of Screen) = 35.00 (Screen Length)

Pump Intake Depth, Screened Above Water Table:

36.65 (DTW) + 1/2(13.18 (Water Column)) = 49.83 (Pump Intake Depth)

< OR >

Pump Intake Depth, Submerged Screen:

25.00 (Top of Screen Depth) +1/2(17.50 (Screen Length)) = 42.50 (Pump Intake Depth)

Date Purged: 11-2-22 **Start (24 Hour)** 1143 **End (24 Hour)** 1205

Date Sampled: 11-2-22 **Start (24 Hour)** 1205 **End (24 Hour)** —

TIME (24 Hr)	VOLUME (gallons)	DEPTH TO WATER (feet btc)	pH (units)	E.C. (sM/cm)	ORP (mV)	TEMPERATURE (°F/°C)	D.O. (mg/L)	COLOR (visual)	TURBITY (visual or NTU)
1145	.25	36.77	7.12	1547	-16.1	22.1	2.58	clear	71.80
1150	.875	36.82	7.11	1546	-17.6	22.1	0.81	"	70.89
1155	1.50	36.85	7.11	1544	-18.4	22.0	0.26	"	71.12
1200	2.125	36.88	7.08	1541	-19.1	22.0	0.19	"	69.91
1205	2.75	36.87	7.09	1539	-19.4	22.0	0.17	"	68.75

PURGING EQUIPMENT				SAMPLING EQUIPMENT			
	Centrifugal Pump		Vac Truck		Centrifugal Pump		Teflon Bailer
	Submersible Pump		Disposable Pump		Submersible Pump		Disposable Bailer
ⓓ	Other: Low Flow Submersible Pump			ⓓ	Other : Dedicated Tubing		

Remarks:

Completed By (Print Name): DAVID Webber

Signature: [signature]

Reviewed By: DS

Date: November 11, 2022

GROUNDWATER SAMPLE FIELD DATA SHEET

Project # : 091-NOR-001/Task 2-16

Client/Site: DLA/DFSP Norwalk

Address : 15306 Norwalk Boulevard
Norwalk, California 90650

Well ID: GW-6

Well Diameter: 4"

Date: 11-2-22

63.00 (TD) -- 37.07 (DTW) = 25.93 (Water Column)

60.00 (Bottom of Screen) -- 25.00 (Top of Screen) = 35.00 (Screen Length)

Pump Intake Depth, Screened Above Water Table:
37.07 (DTW) + 1/2(12.97 (Water Column)) = 50.04 (Pump Intake Depth)

< OR >

Pump Intake Depth, Submerged Screen:
25.00 (Top of Screen Depth) +1/2(17.50 (Screen Length)) = 42.50 (Pump Intake Depth)

Date Purged: 11-2-22 **Start (24 Hour)** 1250 **End (24 Hour)** 112

Date Sampled: 11-2-22 **Start (24 Hour)** 112 **End (24 Hour)** —

TIME (24 Hr)	VOLUME (gallons)	DEPTH TO WATER (feet btc)	pH (units)	E.C. (sM/cm)	ORP (mV)	TEMPERATURE (°F/°C)	D.O. (mg/L)	COLOR (visual)	TURBITY (visual or NTU)
1252	.25	37.18	7.24	907	DU ~~905~~ 34.9	22.0	6.39	clear	14.72
1257	.875	37.24	7.24	907	36.2	22.1	2.55	"	12.61
102	1.50	37.27	7.22	905	37.1	22.1	1.26	"	10.39
107	2.125	37.30	7.21	904	37.6	22.1	0.95	"	9.14
112	2.75	37.29	7.19	903	38.0	22.0	0.81	"	9.31

PURGING EQUIPMENT				SAMPLING EQUIPMENT			
	Centrifugal Pump		Vac Truck		Centrifugal Pump		Teflon Bailer
	Submersible Pump		Disposable Pump		Submersible Pump		Disposable Bailer
⊘	Other: Low Flow Submersible Pump			⊘	Other : Dedicated Tubing		

Remarks:

Completed By (Print Name): DAVID Webber Signature: Dave Webber

Reviewed By: DS Date: November 11, 2022

GROUNDWATER SAMPLE FIELD DATA SHEET

Project # : 091-NOR-001/Task 2-16

Client/Site: DLA/DFSP Norwalk

Address : 15306 Norwalk Boulevard
Norwalk, California 90650

Well ID: GW-8

Well Diameter: 4"

Date: 11-7-22

64.00 (TD) - 36.98 (DTW) = 27.02 (Water Column)

59.0 (Bottom of Screen) - 24.0 (Top of Screen) = 35.00 (Screen Length)

Pump Intake Depth, Screened Above Water Table:

36.98 (DTW) + 1/2(13.51 (Water Column)) = 50.49 (Pump Intake Depth)

< OR >

Pump Intake Depth, Submerged Screen:

24.0 (Top of Screen Depth) +1/2(17.50 (Screen Length)) = 41.50 (Pump Intake Depth)

Date Purged: 11-7-22 **Start (24 Hour)** 7 58 **End (24 Hour)** 8 20

Date Sampled: 11-7-22 **Start (24 Hour)** 8 20 **End (24 Hour)** —

TIME (24 Hr)	VOLUME (gallons)	DEPTH TO WATER (feet btc)	pH (units)	E.C. (sM/cm)	ORP (mV)	TEMPERATURE (°F/°C)	D.O. (mg/L)	COLOR (visual)	TURBITY (visual or NTU)
800	.25	37.10	7.20	1072	85.7	20.2	5.19	clear	14.13
805	.875	37.16	7.20	1071	86.9	20.3	2.62	"	12.78
810	1.50	37.18	7.19	1070	88.0	20.3	1.14	"	11.19
815	2.125	37.20	7.19	1070	86.6	20.3	0.93	"	10.41
820	2.75	37.20	7.19	1069	88.9	20.3	0.89	"	8.89

PURGING EQUIPMENT				SAMPLING EQUIPMENT			
	Centrifugal Pump		Vac Truck		Centrifugal Pump		Teflon Bailer
	Submersible Pump		Disposable Pump		Submersible Pump		Disposable Bailer
✓	Other: Low Flow Submersible Pump			✓	Other : Dedicated Tubing		

Remarks:

Completed By (Print Name): DAVID Webster

Signature:

Reviewed By: DS

Date: November 11, 2022

GROUNDWATER SAMPLE FIELD DATA SHEET

Project # : 091-NOR-001/Task 2-16

Client/Site: DLA/DFSP Norwalk

Address : 15306 Norwalk Boulevard
Norwalk, California 90650

Well ID: GW-13

Well Diameter: 4

Date: 11-2-22

67.00 (TD) -- 37.48 (DTW) = 29.52 (Water Column)

65.00 (Bottom of Screen) -- 25.00 (Top of Screen) = 40.00 (Screen Length)

Pump Intake Depth, Screened Above Water Table:

37.48 (DTW) + 1/2(14.76 (Water Column)) = 52.24 (Pump Intake Depth)

< OR >

Pump Intake Depth, Submerged Screen:

25.00 (Top of Screen Depth) +1/2(20.00 (Screen Length)) = 45.00 (Pump Intake Depth)

Date Purged: 11-2-22 **Start (24 Hour)** 1108 **End (24 Hour)** 1130

Date Sampled: 11-2-22 **Start (24 Hour)** 1130 **End (24 Hour)** —

TIME (24 Hr)	VOLUME (gallons)	DEPTH TO WATER (feet btc)	pH (units)	E.C. (sM/cm)	ORP (mV)	TEMPERATURE (°F/°C)	D.O. (mg/L)	COLOR (visual)	TURBITY (visual or NTU)
~~1148~~ 1110	.25	37.60	7.07	610.0	-32.9	21.9	3.18	ORANGISH CLOUDY	179.17
1115	.875	37.66	7.08	613.0	-35.0	21.9	0.41	"	165.67
1120	1.50	37.68	7.06	611.0	-37.3	22.0	0.16	"	168.36
1125	2.125	37.70	7.06	610.0	-40.1	22.0	0.14	"	170.20
1130	2.75	37.71	7.05	609.0	-40.5	22.0	0.11	"	169.41

PURGING EQUIPMENT				SAMPLING EQUIPMENT			
	Centrifugal Pump		Vac Truck		Centrifugal Pump		Teflon Bailer
	Submersible Pump		Disposable Pump		Submersible Pump		Disposable Bailer
⌀	Other: Low Flow Submersible Pump			⌀	Other : Dedicated Tubing		

Remarks:

Completed By (Print Name): DAVID Webber

Signature: [signature]

Reviewed By: DS

Date: November 11, 2022

GROUNDWATER SAMPLE FIELD DATA SHEET

Project # : 091-NOR-001/Task 2-16

Client/Site: DLA/DFSP Norwalk

Address : 15306 Norwalk Boulevard
Norwalk, California 90650

Well ID: EW-14R

Well Diameter: 4"

Date: 11-7-22

50.00 (TD) -- 34.27 (DTW) = 15.73 (Water Column)

50.00 (Bottom of Screen) -- 20.00 (Top of Screen) = 30.00 (Screen Length)

Pump Intake Depth, Screened Above Water Table:

34.27 (DTW) + 1/2(7.87 (Water Column)) = 42.14 (Pump Intake Depth)

< OR >

Pump Intake Depth, Submerged Screen:

20.00 (Top of Screen Depth) +1/2(15.00 (Screen Length)) = 35.00 (Pump Intake Depth)

Date Purged: 11-7-22 **Start (24 Hour)** 1128 **End (24 Hour)** 1150

Date Sampled: 11-7-22 **Start (24 Hour)** 1150 **End (24 Hour)** —

TIME (24 Hr)	VOLUME (gallons)	DEPTH TO WATER (feet btc)	pH (units)	E.C. (sM/cm)	ORP (mV)	TEMPERATURE (°F/°C)	D.O. (mg/L)	COLOR (visual)	TURBITY (visual or NTU)
1130	.25	34.40	7.17	1302	44.3	27.1	3.06	clear	47.02
1135	.875	34.46	7.17	1301	46.1	27.1	0.88	"	45.16
1140	1.50	34.50	7.15	1297	47.8	27.1	0.17	"	44.39
1145	2.125	34.49	7.14	1295	48.5	27.2	0.11	"	44.86
1150	2.75	34.52	7.13	1293	49.1	27.2	0.10	"	44.15

PURGING EQUIPMENT				SAMPLING EQUIPMENT			
	Centrifugal Pump		Vac Truck		Centrifugal Pump		Teflon Bailer
	Submersible Pump		Disposable Pump		Submersible Pump		Disposable Bailer
(1)	Other: Low Flow Submersible Pump			(2)	Other : Dedicated Tubing		

Remarks:

Completed By (Print Name): DAVID Watson

Signature: [signature]

Reviewed By: DS

Date: November 11, 2022

GROUNDWATER SAMPLE FIELD DATA SHEET

Project # : 091-NOR-001/Task 2-16

Client/Site: DLA/DFSP Norwalk

Address : 15306 Norwalk Boulevard
Norwalk, California 90650

Well ID: GW-15

Well Diameter: 4"

Date: 11-3-22

60.50 (TD) -- 33.68 (DTW) = 26.82 (Water Column)

60.50 (Bottom of Screen) -- 20.50 (Top of Screen) = 40.00 (Screen Length)

Pump Intake Depth, Screened Above Water Table:

33.68 (DTW) + 1/2(13.41 (Water Column)) = 47.09 (Pump Intake Depth)

< OR >

Pump Intake Depth, Submerged Screen:

20.50 (Top of Screen Depth) +1/2(20.00 (Screen Length)) = 40.50 (Pump Intake Depth)

Date Purged: 11-3-22 **Start (24 Hour)** 1008 **End (24 Hour)** 1030

Date Sampled: 11-3-22 **Start (24 Hour)** 1030 **End (24 Hour)** —

TIME (24 Hr)	VOLUME (gallons)	DEPTH TO WATER (feet btc)	pH (units)	E.C. (sM/cm)	ORP (mV)	TEMPERATURE (°F/°C)	D.O. (mg/L)	COLOR (visual)	TURBITY (visual or NTU)
1010	.25	33.80	7.29	2291	68.2	20.2	4.27	clear	52.62
1015	.875	33.85	7.31	2290	69.6	20.2	0.64	"	51.89
1020	1.50	33.89	7.28	2290	70.2	20.3	0.18	"	51.15
1025	2.125	33.90	7.26	2289	70.7	20.3	0.13	"	50.86
1030	2.75	33.90	7.24	2287	71.0	20.3	0.12	"	50.81

PURGING EQUIPMENT				SAMPLING EQUIPMENT			
	Centrifugal Pump		Vac Truck		Centrifugal Pump		Teflon Bailer
	Submersible Pump		Disposable Pump		Submersible Pump		Disposable Bailer
(1)	Other: Low Flow Submersible Pump			(1)	Other : Dedicated Tubing		

Remarks:

Completed By (Print Name): DAVID Webb

Signature:

Reviewed By: DS

Date: November 11, 2022

GROUNDWATER SAMPLE FIELD DATA SHEET

Project # : 091-NOR-001/Task 2-16

Client/Site: DLA/DFSP Norwalk

Address : 15306 Norwalk Boulevard
Norwalk, California 90650

Well ID: GW 16

Well Diameter: 4"

Date: 11-8-22

63.00 (TD) − 38.60 (DTW) = 24.40 (Water Column)

60.50 (Bottom of Screen) − 20.50 (Top of Screen) = 30.00 (Screen Length)

Pump Intake Depth, Screened Above Water Table:

38.60 (DTW) + 1/2(12.20 (Water Column)) = 50.80 (Pump Intake Depth)

< OR >

Pump Intake Depth, Submerged Screen:

20.50 (Top of Screen Depth) +1/2(15.00 (Screen Length)) = 35.50 (Pump Intake Depth)

Date Purged: 11-8-22 **Start (24 Hour)** 8 18 **End (24 Hour)** 8 40

Date Sampled: 11-8-22 **Start (24 Hour)** 8 40 **End (24 Hour)** —

TIME (24 Hr)	VOLUME (gallons)	DEPTH TO WATER (feet btc)	pH (units)	E.C. (sM/cm)	ORP (mV)	TEMPERATURE (°F/°C)	D.O. (mg/L)	COLOR (visual)	TURBITY (visual or NTU)
8 20	.25	38.73	7.08	1021	34.3	22.4	0.89	clm	38.64
8 25	.875	38.78	7.07	1019	37.2	22.4	0.38	"	38.16
8 30	1.50	38.82	7.05	1016	40.1	22.3	0.16	"	37.77
8 35	2.125	38.82	7.06	1015	41.0	22.3	0.11	"	37.91
8 40	2.75	38.83	7.05	1013	41.6	22.3	0.10	"	37.62

PURGING EQUIPMENT			
	Centrifugal Pump		Vac Truck
	Submersible Pump		Disposable Pump
✓	Other: Low Flow Submersible Pump		

SAMPLING EQUIPMENT			
	Centrifugal Pump		Teflon Bailer
	Submersible Pump		Disposable Bailer
✓	Other : Dedicated Tubing		

Remarks:

Completed By (Print Name): David Webber

Signature:

Reviewed By: DS

Date: November 11, 2022

GROUNDWATER SAMPLE FIELD DATA SHEET

Project # : 091-NOR-001/Task 2-16

Client/Site: DLA/DFSP Norwalk

Address : 15306 Norwalk Boulevard
Norwalk, California 90650

Well ID: MW-13

Well Diameter: 4"

Date: 11-7-22

50.00 (TD) -- 38.59 (DTW) = 11.41 (Water Column)

48.00 (Bottom of Screen) -- 18.00 (Top of Screen) = 30.00 (Screen Length)

Pump Intake Depth, Screened Above Water Table:

38.59 (DTW) + 1/2(5.71 (Water Column)) = 44.30 (Pump Intake Depth)

< OR >

Pump Intake Depth, Submerged Screen:

18.00 (Top of Screen Depth) +1/2(15.00 (Screen Length)) = 33.00 (Pump Intake Depth)

Date Purged: 11-7-22 **Start (24 Hour)** 1118 **End (24 Hour)** 1140

Date Sampled: 11-7-22 **Start (24 Hour)** 1140 **End (24 Hour)** —

TIME (24 Hr)	VOLUME (gallons)	DEPTH TO WATER (feet btc)	pH (units)	E.C. (sM/cm)	ORP (mV)	TEMPERATURE (°F/°C)	D.O. (mg/L)	COLOR (visual)	TURBITY (visual or NTU)
1120	.25	38.71	7.19	1375	63.1	20.7	1.79	clear	17.89
1125	.875	38.79	7.19	1375	64.9	20.7	0.68	"	14.32
1130	1.50	38.83	7.16	1371	66.1	20.7	0.19	"	10.16
1135	2.125	38.82	7.15	1368	66.7	20.8	0.13	"	10.31
1140	2.75	38.83	7.16	1365	66.9	20.8	0.11	"	10.46
									~~9.89~~ 2L

PURGING EQUIPMENT				SAMPLING EQUIPMENT			
	Centrifugal Pump		Vac Truck		Centrifugal Pump		Teflon Bailer
	Submersible Pump		Disposable Pump		Submersible Pump		Disposable Bailer
①	Other: Low Flow Submersible Pump			①	Other : Dedicated Tubing		

Remarks:

Completed By (Print Name): DAVID Wbben

Signature: [signature]

Reviewed By: DS

Date: November 11, 2022

GROUNDWATER SAMPLE FIELD DATA SHEET

Project # : 091-NOR-001/Task 2-16

Client/Site: DLA/DFSP Norwalk

Address : 15306 Norwalk Boulevard
Norwalk, California 90650

Well ID: MW-16

Well Diameter: 4"

Date: ~~10-31-22~~ 11-1-2022

50.00 (TD) − 37.36 (DTW) = 12.64 (Water Column)

48.00 (Bottom of Screen) − 18.00 (Top of Screen) = 30.00 (Screen Length)

Pump Intake Depth, Screened Above Water Table:

37.36 (DTW) + 1/2(6.32 (Water Column)) = 43.68 (Pump Intake Depth)

< OR >

Pump Intake Depth, Submerged Screen:

18.00 (Top of Screen Depth) +1/2(15.00 (Screen Length)) = 33.00 (Pump Intake Depth)

Date Purged: 11-1-22 **Start (24 Hour)** 7 58 **End (24 Hour)** 8 20

Date Sampled: 11-1-22 **Start (24 Hour)** 8 20 **End (24 Hour)** —

TIME (24 Hr)	VOLUME (gallons)	DEPTH TO WATER (feet btc)	pH (units)	E.C. (sM/cm)	ORP (mV)	TEMPERATURE (°F/°C)	D.O. (mg/L)	COLOR (visual)	TURBITY (visual or NTU)
800	.25	37.49	7.30	503.0	55.9	22.4	4.96	clear	18.17
805	.875	37.55	7.27	503.7	57.1	22.5	1.82	"	14.73
810	1.50	37.57	7.26	505.0	58.0	22.5	0.71	"	11.41
815	2.125	37.58	7.24	505.0	58.4	22.5	0.63	"	9.63
820	2.75	37.59	7.24	504.0	58.7	22.5	0.59	"	10.04

PURGING EQUIPMENT				SAMPLING EQUIPMENT			
	Centrifugal Pump		Vac Truck		Centrifugal Pump		Teflon Bailer
	Submersible Pump		Disposable Pump		Submersible Pump		Disposable Bailer
Ø	Other: Low Flow Submersible Pump			Ø	Other : Dedicated Tubing		

Remarks:

Completed By (Print Name): David Webber

Signature: David Webber

Reviewed By: DS

Date: November 11, 2022

GROUNDWATER SAMPLE FIELD DATA SHEET

Project # : 091-NOR-001/Task 2-16

Client/Site: DLA/DFSP Norwalk

Address : 15306 Norwalk Boulevard
Norwalk, California 90650

Well ID: MW-17

Well Diameter: 4"

Date: 10-1-22

50.00 (TD) -- 36.43 (DTW) = 13.57 (Water Column)

48.00 (Bottom of Screen) -- 18.00 (Top of Screen) = 30.00 (Screen Length)

Pump Intake Depth, Screened Above Water Table:

36.43 (DTW) + 1/2(6.79 (Water Column)) = 4322 (Pump Intake Depth)

< OR >

Pump Intake Depth, Submerged Screen:

18.00 (Top of Screen Depth) +1/2(15.00 (Screen Length)) = 33.00 (Pump Intake Depth)

Date Purged: 11-1-22 **Start (24 Hour)** 913 **End (24 Hour)** 935

Date Sampled: 11-1-22 **Start (24 Hour)** 935 **End (24 Hour)** ——

TIME (24 Hr)	VOLUME (gallons)	DEPTH TO WATER (feet btc)	pH (units)	E.C. (sM/cm)	ORP (mV)	TEMPERATURE (°F/°C)	D.O. (mg/L)	COLOR (visual)	TURBITY (visual or NTU)
915	.25	36.50	7.49	993.0	-4.9	22.9	7.38	clear	28.17
920	.875	36.57	7.49	996.0	-1.0	22.9	3.10	"	29.64
925	1.50	36.60	7.47	997.0	+3.7	22.8	1.39	"	29.93
930	2.125	36.62	7.44	996.0	+5.1	22.8	1.06	"	30.06
935	2.75	36.64	7.45	997.0	+5.5	22.8	1.02	"	29.98

PURGING EQUIPMENT				SAMPLING EQUIPMENT			
	Centrifugal Pump		Vac Truck		Centrifugal Pump		Teflon Bailer
	Submersible Pump		Disposable Pump		Submersible Pump		Disposable Bailer
✓	Other: Low Flow Submersible Pump			✓	Other : Dedicated Tubing		

Remarks: Dup-2 obtained here.

Completed By (Print Name): DAVID Webber

Signature: David Webber

Reviewed By: DS

Date: November 11, 2022

GROUNDWATER SAMPLE FIELD DATA SHEET

Project # : 091-NOR-001/Task 2-16

Client/Site: DLA/DFSP Norwalk

Address : 15306 Norwalk Boulevard
Norwalk, California 90650

Well ID: MW-22(MID)

Well Diameter: 4"

Date: 11-2-22

57.90 (TD) – 41.71 (DTW) = 16.19 (Water Column)

52.00 (Bottom of Screen) – 42.00 (Top of Screen) = 10.00 (Screen Length)

Pump Intake Depth, Screened Above Water Table:

41.71 (DTW) + 1/2(8.10 (Water Column)) = 49.81 (Pump Intake Depth)

< OR >

Pump Intake Depth, Submerged Screen:

42.00 (Top of Screen Depth) +1/2(5.00 (Screen Length)) = 47.00 (Pump Intake Depth)

Date Purged: 11-2-22 **Start (24 Hour)** 1028 **End (24 Hour)** 1050

Date Sampled: 11-2-22 **Start (24 Hour)** 1050 **End (24 Hour)** —

TIME (24 Hr)	VOLUME (gallons)	DEPTH TO WATER (feet btc)	pH (units)	E.C. (sM/cm)	ORP (mV)	TEMPERATURE (°F/°C)	D.O. (mg/L)	COLOR (visual)	TURBITY (visual or NTU)
1030	.25	41.85	7.13	1950	-54.4	21.6	2.81	clear	13.06
1035	.875	41.91	7.09	1950	-55.9	21.6	1.88	"	11.14
1040	1.50	41.93	7.10	1949	-56.7	21.6	0.89	"	10.67
1045	2.125	41.95	7.08	1948	-57.5	21.7	0.43	"	10.81
1050	2.75	41.93	7.06	1948	-58.1	21.7	0.41	"	10.04

PURGING EQUIPMENT				SAMPLING EQUIPMENT			
	Centrifugal Pump		Vac Truck		Centrifugal Pump		Teflon Bailer
	Submersible Pump		Disposable Pump		Submersible Pump		Disposable Bailer
✓	Other: Low Flow Submersible Pump			✓	Other : Dedicated Tubing		

Remarks:

Completed By (Print Name): DAVID Webber Signature: [signature]

Reviewed By: DS Date: November 11, 2022

GROUNDWATER SAMPLE FIELD DATA SHEET

Project # : 091-NOR-001/Task 2-16

Client/Site: DLA/DFSP Norwalk

Address : 15306 Norwalk Boulevard
Norwalk, California 90650

Well ID: MW-24

Well Diameter: 4"

Date: 11-2-22

47.00 (TD) -- 38.20 (DTW) = 8.80 (Water Column)

44.00 (Bottom of Screen) -- 14.00 (Top of Screen) = 30.00 (Screen Length)

Pump Intake Depth, Screened Above Water Table:

38.20 (DTW) + 1/2(4.40 (Water Column)) = 42.60 (Pump Intake Depth)

< OR >

Pump Intake Depth, Submerged Screen:

14.00 (Top of Screen Depth) +1/2(15.00 (Screen Length)) = 29.00 (Pump Intake Depth)

Date Purged: 11-2-22 **Start (24 Hour)** 1218 **End (24 Hour)** 1240

Date Sampled: 11-2-22 **Start (24 Hour)** 1240 **End (24 Hour)** —

TIME (24 Hr)	VOLUME (gallons)	DEPTH TO WATER (feet btc)	pH (units)	E.C. (sM/cm)	ORP (mV)	TEMPERATURE (°F/°C)	D.O. (mg/L)	COLOR (visual)	TURBITY (visual or NTU)
1220	.25	38.30	7.42	1327	18.4	21.9	3.83	clear	21.16
1225	.875	38.40	7.42	1326	19.9	21.9	1.09	"	19.02
1230	1.50	38.41	7.40	1321	20.5	22.0	0.44	"	16.13
1235	2.125	38.42	7.37	1319	21.0	22.0	0.37	"	12.31
1240	2.75	38.42	7.37	1316	21.3	22.0	0.35	"	10.80

PURGING EQUIPMENT				SAMPLING EQUIPMENT			
	Centrifugal Pump		Vac Truck		Centrifugal Pump		Teflon Bailer
	Submersible Pump		Disposable Pump		Submersible Pump		Disposable Bailer
ⓓ	Other: Low Flow Submersible Pump			ⓓ	Other : Dedicated Tubing		

Remarks:

Completed By (Print Name): DAVID Webber

Signature: David Webber

Reviewed By: DS

Date: November 11, 2022

GROUNDWATER SAMPLE FIELD DATA SHEET

Project # : 091-NOR-001/Task 2-16

Client/Site: DLA/DFSP Norwalk

Address : 15306 Norwalk Boulevard
Norwalk, California 90650

Well ID: MW-26

Well Diameter: 4"

Date: 11-2-22

47.50 (TD) -- 37.83 (DTW) = 9.67 (Water Column)

43.50 (Bottom of Screen) -- 23.50 (Top of Screen) = 20.00 (Screen Length)

Pump Intake Depth, Screened Above Water Table:

37.83 (DTW) + 1/2(4.84 (Water Column)) = 42.67 (Pump Intake Depth)

< OR >

Pump Intake Depth, Submerged Screen:

23.50 (Top of Screen Depth) +1/2(10.00 (Screen Length)) = 33.50 (Pump Intake Depth)

Date Purged: 11-2-22 **Start (24 Hour)** 950 **End (24 Hour)** 1012

Date Sampled: 11-2-22 **Start (24 Hour)** 1012 **End (24 Hour)** ——

TIME (24 Hr)	VOLUME (gallons)	DEPTH TO WATER (feet btc)	pH (units)	E.C. (sM/cm)	ORP (mV)	TEMPERATURE (°F/°C)	D.O. (mg/L)	COLOR (visual)	TURBITY (visual or NTU)
952	.25	37.95	7.02	535	-28.2	21.1	3.36	clear	17.32
957	.875	37.99	6.99	535	-36.3	21.1	1.36	"	14.11
1002	1.50	38.03	6.97	533	-43.2	21.2	0.71	"	11.26
1007	2.125	38.05	6.95	532	-45.1	21.2	0.59	"	9.38
1012	2.75	38.07	6.94	530	-45.8	21.2	0.55	"	8.81

PURGING EQUIPMENT				SAMPLING EQUIPMENT			
	Centrifugal Pump		Vac Truck		Centrifugal Pump		Teflon Bailer
	Submersible Pump		Disposable Pump		Submersible Pump		Disposable Bailer
①	Other: Low Flow Submersible Pump			①	Other : Dedicated Tubing		

Remarks:

Completed By (Print Name): DAVID Webber

Signature: David Webber

Reviewed By: DS

Date: November 11, 2022

GROUNDWATER SAMPLE FIELD DATA SHEET

Project # : 091-NOR-001/Task 2-16

Client/Site: DLA/DFSP Norwalk

Address : 15306 Norwalk Boulevard
Norwalk, California 90650

Well ID: MW-27

Well Diameter: 4"

Date: 11-7-22

52.30 (TD) -- 39.06 (DTW) = 13.24 (Water Column)

48.00 (Bottom of Screen) -- 18.00 (Top of Screen) = 30.00 (Screen Length)

Pump Intake Depth, Screened Above Water Table:

39.06 (DTW) + 1/2(6.62 (Water Column)) = 45.68 (Pump Intake Depth)

< OR >

Pump Intake Depth, Submerged Screen:

18.00 (Top of Screen Depth) +1/2(15.00 (Screen Length)) = 33.00 (Pump Intake Depth)

Date Purged: 11-7-22 **Start (24 Hour)** 918 **End (24 Hour)** 940

Date Sampled: 11-7-22 **Start (24 Hour)** 940 **End (24 Hour)** —

TIME (24 Hr)	VOLUME (gallons)	DEPTH TO WATER (feet btc)	pH (units)	E.C. (sM/cm)	ORP (mV)	TEMPERATURE (°F/°C)	D.O. (mg/L)	COLOR (visual)	TURBITY (visual or NTU)
920	.25	39.18	7.09	2250	87.1	21.5	2.68	Clear	16.12
925	.875	39.24	7.08	2248	89.1	21.5	0.91	"	13.22
930	1.50	39.27	7.08	2245	90.3	21.5	0.24	"	12.49
935	2.125	39.27	7.06	2244	90.9	21.6	0.15	"	10.89
940	2.75	39.29	7.07	2243	91.2	21.6	0.13	"	10.13

PURGING EQUIPMENT			
	Centrifugal Pump		Vac Truck
	Submersible Pump		Disposable Pump
ⓓ	Other: Low Flow Submersible Pump		

SAMPLING EQUIPMENT			
	Centrifugal Pump		Teflon Bailer
	Submersible Pump		Disposable Bailer
ⓓ	Other : Dedicated Tubing		

Remarks:

Completed By (Print Name): DAVID Webber

Signature: David Webber

Reviewed By: DS

Date: November 11, 2022

GROUNDWATER SAMPLE FIELD DATA SHEET

Project # : 091-NOR-001/Task 2-16

Client/Site: DLA/DFSP Norwalk

Address : 15306 Norwalk Boulevard
Norwalk, California 90650

Well ID: MW-29

Well Diameter: 4"

Date: 11-3-22

52.40 (TD) − 39.72 (DTW) = 12.68 (Water Column)

47.50 (Bottom of Screen) − 17.50 (Top of Screen) = 30.00 (Screen Length)

Pump Intake Depth, Screened Above Water Table:

39.72 (DTW) + 1/2(6.34 (Water Column)) = 46.06 (Pump Intake Depth)

< OR >

Pump Intake Depth, Submerged Screen:

17.50 (Top of Screen Depth) +1/2(15.00 (Screen Length)) = 32.50 (Pump Intake Depth)

Date Purged: 11-3-22 **Start (24 Hour)** 1120 **End (24 Hour)** 1142

Date Sampled: 11-3-22 **Start (24 Hour)** 1142 **End (24 Hour)** —

TIME (24 Hr)	VOLUME (gallons)	DEPTH TO WATER (feet btc)	pH (units)	E.C. (sM/cm)	ORP (mV)	TEMPERATURE (°F/°C)	D.O. (mg/L)	COLOR (visual)	TURBITY (visual or NTU)
1122	.25	39.85	7.74	1091	36.3	23.7	3.48	clear	20.72
1127	.875	39.93	7.72	1090	37.9	23.7	0.87	"	18.14
1132	1.50	39.95	7.72	1090	39.1	23.6	0.37	"	15.89
1137	2.125	39.94	7.70	1088	40.0	23.6	0.31	"	16.74
1142	2.75	39.93	7.69	1087	40.4	23.6	0.28	"	17.06

PURGING EQUIPMENT				SAMPLING EQUIPMENT			
	Centrifugal Pump		Vac Truck		Centrifugal Pump		Teflon Bailer
	Submersible Pump		Disposable Pump		Submersible Pump		Disposable Bailer
✓	Other: Low Flow Submersible Pump			✓	Other : Dedicated Tubing		

Remarks:

Completed By (Print Name): DAVID Lubben

Signature: David Lubben

Reviewed By: DS

Date: November 14, 2022

GROUNDWATER SAMPLE FIELD DATA SHEET

Project # : 091-NOR-001/Task 2-16

Client/Site: DLA/DFSP Norwalk

Address : 15306 Norwalk Boulevard
Norwalk, California 90650

Well ID: PZ-3

Well Diameter: 2"

Date: 11-10-22

65.00 (TD) -- 36.68 (DTW) = 28.32 (Water Column)

65.00 (Bottom of Screen) -- 25.00 (Top of Screen) = 40.00 (Screen Length)

Pump Intake Depth, Screened Above Water Table:

36.68 (DTW) + 1/2(14.16 (Water Column)) = 50.84 (Pump Intake Depth)

< OR >

Pump Intake Depth, Submerged Screen:

25.00 (Top of Screen Depth) +1/2(20.00 (Screen Length)) = 45.00 (Pump Intake Depth)

Date Purged: 11-10-22 **Start (24 Hour)** 1038 **End (24 Hour)** 1100

Date Sampled: 11-10-22 **Start (24 Hour)** 1100 **End (24 Hour)** ——

TIME (24 Hr)	VOLUME (gallons)	DEPTH TO WATER (feet btc)	pH (units)	E.C. (sM/cm)	ORP (mV)	TEMPERATURE (°F/°C)	D.O. (mg/L)	COLOR (visual)	TURBITY (visual or NTU)
1040	.25	36.82	6.95	841.0	6.0	26.5	1.88	ORANGY clear	22.71
1045	.875	36.85	6.93	839.0	7.8	26.6	0.67	"	22.98
1050	1.50	36.88	6.92	836.0	9.0	26.6	0.17	"	23.64
1055	2.125	36.90	6.90	835.0	9.5	26.6	0.11	"	24.01
1100	2.75	36.91	6.89	834.0	9.7	26.6	0.10	"	23.88

PURGING EQUIPMENT				SAMPLING EQUIPMENT			
	Centrifugal Pump		Vac Truck		Centrifugal Pump		Teflon Bailer
	Submersible Pump		Disposable Pump		Submersible Pump		Disposable Bailer
Ø	Other: Low Flow Submersible Pump			Ø	Other : Dedicated Tubing		

Remarks:

Completed By (Print Name): DAVID Webber

Signature: David Webber

Reviewed By: DS

Date: November 11, 2022

GROUNDWATER SAMPLE FIELD DATA SHEET

Project # : 091-NOR-001/Task 2-16

Client/Site: DLA/DFSP Norwalk

Address : 15306 Norwalk Boulevard
Norwalk, California 90650

Well ID: TF-8

Well Diameter: 4"

Date: 11-7-22

63.00 (TD) -- 35.69 (DTW) = 27.31 (Water Column)

60.00 (Bottom of Screen) -- 25.00 (Top of Screen) = 35.00 (Screen Length)

Pump Intake Depth, Screened Above Water Table:

35.69 (DTW) + 1/2(13.66 (Water Column)) = 49.65 (Pump Intake Depth)

< OR >

Pump Intake Depth, Submerged Screen:

25.00 (Top of Screen Depth) +1/2(17.50 (Screen Length)) = 42.50 (Pump Intake Depth)

Date Purged: 11-7-22 **Start (24 Hour)** 840 **End (24 Hour)** 902

Date Sampled: 11-7-22 **Start (24 Hour)** 902 **End (24 Hour)** —

TIME (24 Hr)	VOLUME (gallons)	DEPTH TO WATER (feet btc)	pH (units)	E.C. (sM/cm)	ORP (mV)	TEMPERATURE (°F/°C)	D.O. (mg/L)	COLOR (visual)	TURBITY (visual or NTU)
842	.25	35.82	7.18	1106	84.5	20.2	3.64	clear	13.84
847	.875	35.90	7.18	1106	86.3	20.2	0.89	"	11.13
852	1.50	35.92	7.17	1104	87.4	20.3	0.26	"	9.79
857	2.125	35.90	7.16	1103	88.1	20.3	0.21	"	10.13
902	2.75	35.91	7.14	1102	88.4	20.3	0.19	"	9.62

PURGING EQUIPMENT				SAMPLING EQUIPMENT			
	Centrifugal Pump		Vac Truck		Centrifugal Pump		Teflon Bailer
	Submersible Pump		Disposable Pump		Submersible Pump		Disposable Bailer
Ø	Other: Low Flow Submersible Pump			Ø	Other : Dedicated Tubing		

Remarks: DUP-6 obtained here.

Completed By (Print Name): DAVID Wobon

Signature:

Reviewed By: DS

Date: November 11, 2022

GROUNDWATER SAMPLE FIELD DATA SHEET

Project # : 091-NOR-001/Task 2-16

Client/Site: DLA/DFSP Norwalk

Address : 15306 Norwalk Boulevard
Norwalk, California 90650

Well ID: TF-9R

Well Diameter: 4"

Date: 11-2-22

50.00 (TD) − 36.09 (DTW) = 13.91 (Water Column)

50.00 (Bottom of Screen) − 20.00 (Top of Screen) = 30.00 (Screen Length)

Pump Intake Depth, Screened Above Water Table:

36.09 (DTW) + 1/2(6.96 (Water Column)) = 43.05 (Pump Intake Depth)

< OR >

Pump Intake Depth, Submerged Screen:

20.00 (Top of Screen Depth) +1/2(15.00 (Screen Length)) = _____ (Pump Intake Depth)

Date Purged: 11-2-22 **Start (24 Hour)** 913 **End (24 Hour)** 935

Date Sampled: 11-2-22 **Start (24 Hour)** 935 **End (24 Hour)** —

TIME (24 Hr)	VOLUME (gallons)	DEPTH TO WATER (feet btc)	pH (units)	E.C. (sM/cm)	ORP (mV)	TEMPERATURE (°F/°C)	D.O. (mg/L)	COLOR (visual)	TURBITY (visual or NTU)
915	.25	36.22	7.55	1098	92.0	23.0	8.35	clear	14.62
920	.875	36.29	7.55	1097	92.9	23.0	6.101	"	12.12
925	1.50	36.31	7.53	1097	93.5	23.0	4.56	"	10.89
930	2.125	36.30	7.50	1095	93.9	23.1	3.89	"	11.14
935	2.75	36.29	7.49	1093	94.1	23.1	3.64	"	10.56

PURGING EQUIPMENT				SAMPLING EQUIPMENT			
	Centrifugal Pump		Vac Truck		Centrifugal Pump		Teflon Bailer
	Submersible Pump		Disposable Pump		Submersible Pump		Disposable Bailer
Ø	Other: Low Flow Submersible Pump			Ø	Other : Dedicated Tubing		

Remarks:

Completed By (Print Name): DAVID Webber

Signature: David Webber

Reviewed By: DS

Date: November 14, 2022

GROUNDWATER SAMPLE FIELD DATA SHEET

Project # : 091-NOR-001/Task 2-16

Client/Site: DLA/DFSP Norwalk

Address : 15306 Norwalk Boulevard
Norwalk, California 90650

Well ID: TF-15

Well Diameter: 4"

Date: 11-8-22

63.00 (TD) - 36.12 (DTW) = 26.88 (Water Column)

60.00 (Bottom of Screen) - 25.00 (Top of Screen) = 35.00 (Screen Length)

Pump Intake Depth, Screened Above Water Table:

36.12 (DTW) + 1/2(13.44 (Water Column)) = 49.56 (Pump Intake Depth)

< OR >

Pump Intake Depth, Submerged Screen:

25.00 (Top of Screen Depth) +1/2(17.50 (Screen Length)) = 42.50 (Pump Intake Depth)

Date Purged: 11-8-22 **Start (24 Hour)** 1108 **End (24 Hour)** 1130

Date Sampled: 11-8-22 **Start (24 Hour)** 1130 **End (24 Hour)** —

TIME (24 Hr)	VOLUME (gallons)	DEPTH TO WATER (feet btc)	pH (units)	E.C. (sM/cm)	ORP (mV)	TEMPERATURE (°F/°C)	D.O. (mg/L)	COLOR (visual)	TURBITY (visual or NTU)
1140	.25	36.25	7.36	1247	-62.3	25.9	4.03	clear	13.13
1145	.875	36.32	7.36	1247	-65.9	25.9	1.69	"	11.69
1150	1.50	36.34	7.34	1245	-67.3	26.0	0.73	"	9.42
1155	2.125	36.35	7.33	1242	-68.2	25.9	0.69	"	8.88
1130	2.75	36.35	7.32	1241	-68.7	25.9	0.67	"	8.73

PURGING EQUIPMENT				SAMPLING EQUIPMENT			
	Centrifugal Pump		Vac Truck		Centrifugal Pump		Teflon Bailer
	Submersible Pump		Disposable Pump		Submersible Pump		Disposable Bailer
①	Other: Low Flow Submersible Pump			②	Other : Dedicated Tubing		

Remarks:

Completed By (Print Name): David Webber

Signature:

Reviewed By: DS

Date: November 11, 2022

GROUNDWATER SAMPLE FIELD DATA SHEET

Project # : 091-NOR-001/Task 2-16

Client/Site: DLA/DFSP Norwalk

Address : 15306 Norwalk Boulevard
Norwalk, California 90650

Well ID: TF-16

Well Diameter: 4"

Date: 11-10-22

63.00 (TD) -- 36.31 (DTW) = 26.69 (Water Column)

60.00 (Bottom of Screen) -- 25.00 (Top of Screen) = 35.00 (Screen Length)

Pump Intake Depth, Screened Above Water Table:

36.31 (DTW) + 1/2(13.35 (Water Column)) = 49.66 (Pump Intake Depth)

< OR >

Pump Intake Depth, Submerged Screen:

25.00 (Top of Screen Depth) +1/2(17.50 (Screen Length)) = 42.50 (Pump Intake Depth)

Date Purged: 11-10-22 **Start (24 Hour)** 800 **End (24 Hour)** 822

Date Sampled: 11-10-22 **Start (24 Hour)** 822 **End (24 Hour)** —

TIME (24 Hr)	VOLUME (gallons)	DEPTH TO WATER (feet btc)	pH (units)	E.C. (sM/cm)	ORP (mV)	TEMPERATURE (°F/°C)	D.O. (mg/L)	COLOR (visual)	TURBITY (visual or NTU)
802	.25	36.45	7.31	1104	-73.6	25.5	3.62	clear	8.12
807	.875	36.51	7.30	1103	-78.2	25.7	0.79	"	8.01
812	1.50	36.54	7.30	1101	-81.7	25.7	0.22	"	8.13
817	2.125	36.53	7.28	1101	-82.5	25.7	0.14	"	7.92
822	2.75	36.55	7.26	1099	-82.8	25.6	0.12	"	7.96

PURGING EQUIPMENT				SAMPLING EQUIPMENT			
	Centrifugal Pump		Vac Truck		Centrifugal Pump		Teflon Bailer
	Submersible Pump		Disposable Pump		Submersible Pump		Disposable Bailer
⓪	Other: Low Flow Submersible Pump			⓪	Other : Dedicated Tubing		

Remarks:

Completed By (Print Name): DAVID Webber

Signature: [signature]

Reviewed By: DS

Date: November 11, 2022

GROUNDWATER SAMPLE FIELD DATA SHEET

Project # : 091-NOR-001/Task 2-16

Client/Site: DLA/DFSP Norwalk

Address : 15306 Norwalk Boulevard
Norwalk, California 90650

Well ID: TF-17R

Well Diameter: 4"

Date: 11-10-22

40.00 (TD) -- 38.06 (DTW) = 1.94 (Water Column)

40.00 (Bottom of Screen) -- 20.00 (Top of Screen) = 20.00 (Screen Length)

Pump Intake Depth, Screened Above Water Table:

38.06 (DTW) + 1/2(0.97 (Water Column)) = 39.03-40.00 (Pump Intake Depth)

< OR >

Pump Intake Depth, Submerged Screen:

20.00 (Top of Screen Depth) +1/2(10.00 (Screen Length)) = 30.00 (Pump Intake Depth)

Date Purged: 11-10-22 **Start (24 Hour)** 838 **End (24 Hour)** 900

Date Sampled: 11-10-22 **Start (24 Hour)** 900 **End (24 Hour)** —

TIME (24 Hr)	VOLUME (gallons)	DEPTH TO WATER (feet btc)	pH (units)	E.C. (sM/cm)	ORP (mV)	TEMPERATURE (°F/°C)	D.O. (mg/L)	COLOR (visual)	TURBITY (visual or NTU)
840	.25	38.18	6.91	623.0	-67.4	26.2	2.61	clear	13.79
845	.875	38.23	6.91	622.0	-70.2	26.3	0.58	"	11.88
850	1.50	38.23	6.90	620.0	-72.1	26.3	0.19	"	10.62
855	2.125	38.24	6.90	619.0	-72.6	26.4	0.15	"	10.78
900	2.75	38.26	6.90	617.0	-73.0	26.4	0.13	"	10.14

PURGING EQUIPMENT				SAMPLING EQUIPMENT			
	Centrifugal Pump		Vac Truck		Centrifugal Pump		Teflon Bailer
	Submersible Pump		Disposable Pump		Submersible Pump		Disposable Bailer
⓪	Other: Low Flow Submersible Pump			⓪	Other : Dedicated Tubing		

Remarks:

Completed By (Print Name): David Wilson

Signature: David Wilson

Reviewed By: DS

Date: November 11, 2022

GROUNDWATER SAMPLE FIELD DATA SHEET

Project # : 091-NOR-001/Task 2-16

Client/Site: DLA/DFSP Norwalk

Address : 15306 Norwalk Boulevard
Norwalk, California 90650

Well ID: TF-18

Well Diameter: 4"

Date: 11-10-22

50.50 (TD) -- 33.31 (DTW) = 16.69 (Water Column)

50.00 (Bottom of Screen) -- 20.00 (Top of Screen) = 30.00 (Screen Length)

Pump Intake Depth, Screened Above Water Table:

33.31 (DTW) + 1/2(8.35 (Water Column)) = 41.66 (Pump Intake Depth)

< OR >

Pump Intake Depth, Submerged Screen:

20.00 (Top of Screen Depth) +1/2(15.00 (Screen Length)) = 35.00 (Pump Intake Depth)

Date Purged: 11-10-22 **Start (24 Hour)** 918 **End (24 Hour)** 940

Date Sampled: 10-10-22 **Start (24 Hour)** 940 **End (24 Hour)** —

TIME (24 Hr)	VOLUME (gallons)	DEPTH TO WATER (feet btc)	pH (units)	E.C. (sM/cm)	ORP (mV)	TEMPERATURE (°F/°C)	D.O. (mg/L)	COLOR (visual)	TURBITY (visual or NTU)
920	.25	33.45	7.03	908.0	48.4	30.2	2.23	ORANGISH clear	19.41
925	.875	33.51	7.03	908.0	49.2	30.2	0.92	"	18.88
930	1.50	33.54	7.01	906.0	50.5	30.1	0.19	"	18.63
935	2.125	33.55	7.00	906.0	50.9	30.1	0.13	"	17.91
940	2.75	33.55	6.98	905.0	50.4	30.2	0.12	"	17.84

PURGING EQUIPMENT				SAMPLING EQUIPMENT			
	Centrifugal Pump		Vac Truck		Centrifugal Pump		Teflon Bailer
	Submersible Pump		Disposable Pump		Submersible Pump		Disposable Bailer
⊘	Other: Low Flow Submersible Pump			⊘	Other : Dedicated Tubing		

Remarks:

Completed By (Print Name): DAVID Lobban

Signature:

Reviewed By: DS

Date: November 11, 2022

GROUNDWATER SAMPLE FIELD DATA SHEET

Project # : 091-NOR-001/Task 2-16

Client/Site: DLA/DFSP Norwalk

Address : 15306 Norwalk Boulevard
Norwalk, California 90650

Well ID: TF-20R

Well Diameter: 4"

Date: 11-1-22

63.00 (TD) -- 35.97 (DTW) = 27.03 (Water Column)

50.00 (Bottom of Screen) -- 20.00 (Top of Screen) = 30.00 (Screen Length)

Pump Intake Depth, Screened Above Water Table:

35.97 (DTW) + 1/2(13.52 (Water Column)) = 49.49 (Pump Intake Depth)

< OR >

Pump Intake Depth, Submerged Screen:

20.00 (Top of Screen Depth) +1/2(15.00 (Screen Length)) = 35.00 (Pump Intake Depth)

Date Purged: 11-1-22 **Start (24 Hour)** 1258 **End (24 Hour)** 120

Date Sampled: 11-1-22 **Start (24 Hour)** 120 **End (24 Hour)** —

TIME (24 Hr)	VOLUME (gallons)	DEPTH TO WATER (feet btc)	pH (units)	E.C. (sM/cm)	ORP (mV)	TEMPERATURE (°F/°C)	D.O. (mg/L)	COLOR (visual)	TURBITY (visual or NTU)
100	.25	36.10	6.99	1346	-19.0 -39.0	25.8	3.40	Clear	13.94
105	.875	36.15	6.96	1346	-31.2	25.7	1.06	"	11.61
110	1.50	36.19	6.95	1343	-39.1	25.7	0.20	"	10.39
115	2.125	36.20	6.94	1341	-43.2	25.6	0.14	"	9.64
120	2.75	36.20	6.94	1339	-44.1	25.6	0.11	"	10.07

PURGING EQUIPMENT				SAMPLING EQUIPMENT			
	Centrifugal Pump		Vac Truck		Centrifugal Pump		Teflon Bailer
	Submersible Pump		Disposable Pump		Submersible Pump		Disposable Bailer
①	Other: Low Flow Submersible Pump			②	Other : Dedicated Tubing		

Remarks:

Completed By (Print Name): DAVID Webber

Signature: David Webber

Reviewed By: DS

Date: November 11, 2022

GROUNDWATER SAMPLE FIELD DATA SHEET

Project # : 091-NOR-001/Task 2-16

Client/Site: DLA/DFSP Norwalk

Address : 15306 Norwalk Boulevard
Norwalk, California 90650

Well ID: TF-21

Well Diameter: 4"

Date: 11-7-22

63.00 (TD) -- 38.78 (DTW) = 24.22 (Water Column)

60.00 (Bottom of Screen) -- 25.00 (Top of Screen) = 35.00 (Screen Length)

Pump Intake Depth, Screened Above Water Table:

38.78 (DTW) + 1/2(12.11 (Water Column)) = 50.89 (Pump Intake Depth)

< OR >

Pump Intake Depth, Submerged Screen:

25.00 (Top of Screen Depth) +1/2(17.50 (Screen Length)) = 42.50 (Pump Intake Depth)

Date Purged: 11-7-22 **Start (24 Hour)** 1233 **End (24 Hour)** 1235

Date Sampled: 11-7-22 **Start (24 Hour)** 1255 **End (24 Hour)** —

TIME (24 Hr)	VOLUME (gallons)	DEPTH TO WATER (feet btc)	pH (units)	E.C. (sM/cm)	ORP (mV)	TEMPERATURE (°F/°C)	D.O. (mg/L)	COLOR (visual)	TURBITY (visual or NTU)
1235	.25	38.90	7.42	1764	31.8	24.4	3.58	clear	67.89
1240	.875	38.97	7.37	1764	35.4	24.4	0.93	"	68.13
1245	1.50	39.01	7.33	1763	36.8	24.4	0.19	"	67.58
1250	2.125	39.01	7.32	1760	37.4	24.4	0.14	"	67.41
1255	2.75	39.02	7.30	1757	37.8	24.4	0.13	"	67.06

PURGING EQUIPMENT				SAMPLING EQUIPMENT			
	Centrifugal Pump		Vac Truck		Centrifugal Pump		Teflon Bailer
	Submersible Pump		Disposable Pump		Submersible Pump		Disposable Bailer
0	Other: Low Flow Submersible Pump			0	Other : Dedicated Tubing		

Remarks:

Completed By (Print Name): DAVID Webber

Signature: David Webber

Reviewed By: DS

Date: November 11, 2022

GROUNDWATER SAMPLE FIELD DATA SHEET

Project # : 091-NOR-001/Task 2-16

Client/Site: DLA/DFSP Norwalk

Address : 15306 Norwalk Boulevard
Norwalk, California 90650

Well ID: TF-23

Well Diameter: 4"

Date: 11-7-22

50.50 (TD) -- 35.63 (DTW) = 14.37 (Water Column)

50.00 (Bottom of Screen) -- 20.00 (Top of Screen) = _____ (Screen Length)

Pump Intake Depth, Screened Above Water Table:

35.63 (DTW) + 1/2(7.19 (Water Column)) = 42.82 (Pump Intake Depth)

< OR >

Pump Intake Depth, Submerged Screen:

_____ (Top of Screen Depth) +1/2(_____ (Screen Length)) = _____ (Pump Intake Depth)

Date Purged: 11-7-22 **Start (24 Hour)** 1200 **End (24 Hour)** 1222

Date Sampled: 11-7-22 **Start (24 Hour)** 1222 **End (24 Hour)** —

TIME (24 Hr)	VOLUME (gallons)	DEPTH TO WATER (feet btc)	pH (units)	E.C. (sM/cm)	ORP (mV)	TEMPERATURE (°F/°C)	D.O. (mg/L)	COLOR (visual)	TURBITY (visual or NTU)
1202	.25	35.75	7.12	1624	13.9	24.2	3.09	clear	251.41
1207	.875	35.81	7.10	1623	15.7	24.1	1.19	"	258.64
1212	1.50	35.84	7.10	1623	17.0	24.1	0.17	"	254.31
1217	2.125	35.85	7.09	1621	17.3	24.1	0.12	"	256.43
1222	2.75	35.86	7.08	1620	17.8	24.1	0.10	"	256.31

PURGING EQUIPMENT				SAMPLING EQUIPMENT			
	Centrifugal Pump		Vac Truck		Centrifugal Pump		Teflon Bailer
	Submersible Pump		Disposable Pump		Submersible Pump		Disposable Bailer
Ø	Other: Low Flow Submersible Pump			Ø	Other : Dedicated Tubing		

Remarks:

Completed By (Print Name): DAVID Watson

Signature: [signature]

Reviewed By: DS

Date: November 11, 2022

GROUNDWATER SAMPLE FIELD DATA SHEET

Project # : 091-NOR-001/Task 2-16

Client/Site: DLA/DFSP Norwalk

Address : 15306 Norwalk Boulevard
Norwalk, California 90650

Well ID: TF-24

Well Diameter: 4"

Date: 11-8-22

63.00 (TD) − 37.77 (DTW) = 25.23 (Water Column)

60.0 (Bottom of Screen) − 25.0 (Top of Screen) = 35.00 (Screen Length)

Pump Intake Depth, Screened Above Water Table:

37.77 (DTW) + 1/2(~~12.63~~ ~~25.23~~ (Water Column)) = ~~50.00~~ (Pump Intake Depth)

.39

< OR >

Pump Intake Depth, Submerged Screen:

25.00 (Top of Screen Depth) +1/2(17.50 (Screen Length)) = 42.50 (Pump Intake Depth)

Date Purged: 11-8-22 **Start (24 Hour)** 1048 **End (24 Hour)** 1050

Date Sampled: 11-8-22 **Start (24 Hour)** 1050 **End (24 Hour)** —

TIME (24 Hr)	VOLUME (gallons)	DEPTH TO WATER (feet btc)	pH (units)	E.C. (sM/cm)	ORP (mV)	TEMPERATURE (°F/°C)	D.O. (mg/L)	COLOR (visual)	TURBITY (visual or NTU)
1030	.25	37.89	7.42	2713	-62.4	22.5	1.92	Clear	13.16
1035	.875	37.95	7.38	2710	-67.3	22.5	0.39	"	10.49
1040	1.50	37.97	7.37	2708	-70.2	22.6	0.17	"	11.13
1045	2.125	37.99	7.34	2705	-71.6	22.6	0.12	"	10.12
1050	2.75	38.00	7.33	2704	-72.1	22.0	0.11	"	9.14

PURGING EQUIPMENT			
	Centrifugal Pump		Vac Truck
	Submersible Pump		Disposable Pump
✓	Other: Low Flow Submersible Pump		

SAMPLING EQUIPMENT			
	Centrifugal Pump		Teflon Bailer
	Submersible Pump		Disposable Bailer
✓	Other : Dedicated Tubing		

Remarks:

Completed By (Print Name): DAVID Webber

Signature: [signature]

Reviewed By: DS

Date: November 14, 2022

BLAINE TECH FIELD DOCUMENTATION

NORWALK WELL GAUGING DATA

TECHNICIAN: BL / TT DATE: 10/31/22 CLIENT Jacobs Kinder Morgan

Well ID	Well Size (in.)	Sheen / Odor	Depth to Immiscible Liquid (ft.)	Thickness of Immiscible Liquid (ft.)	Last Events SPH Thickness	Depth to water (ft.) 4Q21	Depth to water (ft.) 1Q22	Depth to water (ft.) 2Q22	Depth to water (ft.) 3Q22	Depth to water (ft.)	Depth to well bottom (ft.)	Survey Point: TOB or TOC	Time
EXP-1	4					61.82		60.61		61.41	128.91	TOC	1140
EXP-2	4					62.59		61.71		62.62	128.55	TOC	1125
EXP-3	4					60.75		59.72		57.35	123.11	TOC	0848
EXP-4	4					62.92		61.97		62.73	115.14	TOC	1319
EXP-5	4					55.22		54.20		55.17	113.50	TOC	1300
GMW-1	4					DRY		34.36		35.01	49.28	TOC	0949
GMW-10	4	sheen				33.35	38.27	33.07	33.50	33.80	48.22	TOC	1028
GMW-13	4					34.89		33.59		34.74	49.51	TOC	0859
GMW-14R	4					36.48		34.84		36.53	52.22	TOC	0737
GMW-22						37.70		36.78		37.23	61.43	TOC	1041
GMW-23	4		33.54	7.23	7.30	38.57	39.89	39.84	40.72	40.77	—	TOC	1026
GMW-24	4					38.48		37.50		37.52	39.42	TOC	1117
GMW-25	4					38.38		37.92		38.10	53.20	TOC	1031
GMW-26	4					34.93		34.26		34.50	48.54	TOC	0930
GMW-28	4					35.09	34.63	34.48	34.60	34.46	49.22	TOC	0952
GMW-29	4		34.24	0.80	0.90	35.66	35.53	35.25	35.26	35.04	—	TOC	1000
GMW-3	4					35.39		34.67		36.11	49.62	TOC	0852
GMW-30	6		34.49	0.23	0.26	35.73		34.90		34.72	—	TOC	1010
GMW-36	4					37.95		31.87	31.95	33.34	48.65	TOC	0832
GMW-39	4					36.46		34.37		34.12	49.51	TOC	0801
GMW-4R						35.50		34.79		35.73	51.20	TOC	0917
GMW-8	4					33.32		33.34		33.57	49.31	TOC	0820 — field
GMW-9	5					37.62		36.82		36.96	49.32	TOC	1123
GMW-O-1	4					31.73		31.50		30.68	~~49.20~~ 50.68	~~TOC~~	1405
GMW-O-10	4					34.17		33.69		33.32	50.00	TOC	1425
GMW-O-11	4	temp blocked due to construction				34.76	32.60	32.38	32.50				
GMW-O-12	4	temp blocked due to construction				34.89		39.16	31.90	29.60	36.36		— Apts
GMW-O-14	4					35.48	29.35	39.64	30.66	29.25	50.00	TOC	1500
GMW-O-16	4					36.55		32.45		33.30	46.94	TOC	0817
GMW-O-17	4					35.75		32.48		33.40	39.70	TOC	1312

SEE RELEASE REPORTING PROCEDURE REMINDER IN SOW

NORWALK WELL GAUGING DATA

TECHNICIAN: BL / TT DATE: 10/31/22 CLIENT Jacobs Kinder Morgan

Well ID	Well Size (in.)	Sheen / Odor	Depth to Immiscible Liquid (ft.)	Thickness of Immiscible Liquid (ft.)	Last Events SPH Thickness	Depth to water (ft.) 4Q21	Depth to water (ft.) 1Q22	Depth to water (ft.) 2Q22	Depth to water (ft.) 3Q22	Depth to water (ft.)	Depth to well bottom (ft.)	Survey Point: TOB or TOC	Time	
GMW-O-18	4					36.39		29.62		34.00	39.70	TOC	1225	
GMW-O-19	4					36.01		32.28		33.43	39.15	TOC	0841	- Park Gate
GMW-O-2	4					32.58		32.12		30.62	49.30	TOC	1350	
GMW-O-20	4		- temp blocked by construction			34.90	32.34	32.11	32.20					- Apt
GMW-O-21	4					32.96	32.60	32.83	32.75	30.85	40.64	TOC	1452	
GMW-O-24	4					36.21	31.15	33.36	33.93	34.21	45.12	TOC	1235	
GMW-O-3	4					33.30		31.66		31.19	47.88	TOC	1340	
GMW-O-4	4					32.80		31.27		31.52	49.20	TOC	1330	
GMW-O-5	4					33.81		31.71		32.20	49.00	TOC	1320	
GMW-O-6	4					30.82		30.94		30.30	49.62	TOC	1420	
GMW-O-7	4					29.75		29.82		29.99	49.69	TOC	1424	
GMW-O-8	4					31.16		30.96		29.40	49.40	TOC	1355	
GMW-O-9	4					34.06		33.20		32.17	50.06	TOC	1420	
GMW-SF-8	4					40.00		39.98		34.35	41.09	TOC	0837	
GWR-1R	4					36.66		36.29		36.60	52.55	TOC	0910	
GWR-3	6					38.07		37.21		37.43	48.77	TOC	1113	
HL-2	4					37.01		36.58		~~36.48~~ 36.70 (3)	~~52.89~~ 39.12 (3)	TOC	~~0915~~ 0928 (3)	
HL-3	4					36.90		36.70	~~36.82~~	36.82	41.48	TOC	0755	
MW-12	4					35.93		35.67		36.20	52.00	TOC	1055	
MW-15R	4					34.82		34.53		33.70	52.09	TOC	1206	
MW-18 (MID)	4					40.02		39.13		39.70	65.45	TOC	1128	
MW-19 (MID)	4					41.21		41.02		41.40	61.95	TOC	0822	
MW-20 (MID)	4					39.55		39.36		39.53	56.55	TOC	1115	
MW-21 (MID)	4					37.69		37.38		37.60	62.20	TOC	0800	
MW-6	4					37.14		35.35		37.58	52.00	TOC	1120	
MW-7	4					38.00		38.00		38.22	53.52	TOC	0827	
MW-8	4					38.59		31.84		33.75	49.26	TOC	0753	
MW-9	4					38.01		36.60		~~37.59~~ 35.28 (3)	51.90	TOC	0752	- South Field
MW-O-2	6					33.61	33.52	33.36	33.70	33.44	41.51	TOC	1036	- Apts
MW-SF-1	6					39.29		38.52		38.68	41.17	TOC	1140	

SEE RELEASE REPORTING PROCEDURE REMINDER IN SOW

NORWALK WELL GAUGING DATA

TECHNICIAN: BL / TT DATE: 10/31/22 CLIENT Jacobs Kinder Morgan

Well ID	Well Size (in.)	Sheen / Odor	Depth to Immiscible Liquid (ft.)	Thickness of Immiscible Liquid (ft.)	Last Events SPH Thickness	Depth to water (ft.) 4Q21	Depth to water (ft.) 1Q22	Depth to water (ft.) 2Q22	Depth to water (ft.) 3Q22	Depth to water (ft.)	Depth to well bottom (ft.)	Survey Point: TOB or TOC	Time
MW-SF-10	4					DRY		DRY		DRY	29.41	TOC	0936
MW-SF-11	4					38.97		38.14		38.17	43.81	TOC	1107
MW-SF-12	4					38.69		37.36		37.42	43.65	TOC	1047
MW-SF-13	4					33.82		33.52		33.12	38.61	TOC	1152
MW-SF-14	4					DRY		DRY		DRY	35.88	TOC	0956
MW-SF-15	4					38.82		37.86		38.02	43.61	TOC	1006
MW-SF-16	4					DRY		DRY		DRY	33.17	TOC	1008
MW-SF-2	4					34.30		38.17		38.24	41.23	TOC	1002
MW-SF-3	4					38.59		37.75		37.87	61.83	TOC	0957
MW-SF-4	4					39.75		38.69		38.97	40.32	TOC	0939
MW-SF-5	6					DRY		DRY		DRY	38.19	TOC	1137
MW-SF-6	6					37.50		36.47		36.45	41.12	TOC	1000
PW-1	4					35.53		35.70		35.80	50.02	TOC	0840
PW-2	4					34.47		34.58		34.66	45.52	TOC	0850
PW-3	4					33.99		33.86		33.60	49.88	TOC	0945
PZ-10	3					DRY		DRY		DRY	27.85	TOC	1144
PZ-2	4					34.12		33.95		34.03	48.91	TOC	1021
PZ-5	4					35.69		28.99		34.02	37.70	TOC	1216
VEW-1	4					DRY		DRY		DRY	12.44	TOC	1004
VEW-2	4					DRY		DRY		DRY	28.69	TOC	0953
WCW-1	4					32.96		33.10		32.48	52.70	TOC	1345
WCW-10	4					34.88		35.36		35.62	54.45	TOC	1332
WCW-11	4					36.39		36.73		37.20	59.52	TOC	1249
WCW-12	4					37.07		37.48		37.99	~~57.54~~ 59.75	TOC	1254
WCW-13	4					38.93		39.35		39.76	60.45	TOC	1258
WCW-14	4					39.94		40.29		40.61	58.52	TOC	1317
WCW-2	4					35.62		35.94		36.12	52.14	TOC	1245
WCW-3	4					36.50		36.90		37.17	50.44	TOC	1325
WCW-4	4					38.72		39.71		39.43	51.60	TOC	1307
WCW-5	4					33.58		33.72		33.74	50.07	TOC	1339

SEE RELEASE REPORTING PROCEDURE REMINDER IN SOW

NORWALK WELL GAUGING DATA

TECHNICIAN: BL / TT DATE: 10/31/22 CLIENT Jacobs Kinder Morgan

Well ID	Well Size (in.)	Sheen / Odor	Depth to Immiscible Liquid (ft.)	Thickness of Immiscible Liquid (ft.)	Last Events SPH Thickness	Depth to water (ft.) 4Q21	Depth to water (ft.) 1Q22	Depth to water (ft.) 2Q22	Depth to water (ft.) 3Q22	Depth to water (ft.)	Depth to well bottom (ft.)	Survey Point: TOB or TOC	Time
WCW-6	4					35.47		35.70		35.84	50.94	TOC	1241
WCW-7	4					36.54		obstruction @ 36.92'					1401
WCW-8	4					37.74		38.03		38.27	51.43	TOC	1355
WCW-9	4					37.27		38.02		37.61	52.00	TOC	1352

Attachment 7.3-1
Well Inspection Checklist

WELL INSPECTION CHECKLIST
Site - City, County, State

WELL NAME	AS-BUILT TOTAL DEPTH (TD)	ACCESS UNOBSTRUCTED? (Y/N)	WELL EASILY VISIBLE? (Y/N)	VAULT, WELL, OR CASING CLEARLY LABELED? (Y/N)	WELL, VAULT, PAD, OR CASING FREE OF VISIBLE DAMAGE, SCOUR, OR SETTLING? (Y/N)	WELL SECURED PROPERLY WITH WATER-TIGHT WELL CAP AND LOCK? (Y/N)	WELL VAULT DRY AND FREE OF DEBRIS? (Y/N)	TD CONSISTENT WITH AS-BUILT TD? (Y/N)	COMMENTS
GMW-14R		N	Y	Y	Y	Y	Y	Y	
MW-8		N	Y	Y	Y	Y	Y	Y	
G-MW-39		N	Y	Y	Y	Y	Y	Y	
GMW-O-16		N	Y	Y	Y	Y	Y	Y	
GMW-O-19		N	Y	Y	Y	Y	Y	Y	
G-MW-36		N	Y	Y	Y	Y	Y	Y	
GMW-SF-8		N	Y	Y	Y	Y	Y	Y	
EXP-3		N	Y	Y	Y	Y	Y	Y	
GMW-13		N	Y	Y	Y	Y	Y	Y	
GMW-3		N	Y	Y	Y	Y	Y	Y	
GMW-4R		N	Y	Y	Y	Y	Y	Y	
MW-15R		N	Y	Y	Y	Y	Y	Y	
GMW-14		N	Y	Y	Y	Y	Y	Y	
GMW-1		N	Y	Y	Y	Y	Y	Y	
P2-10		N	Y	Y	Y	Y	Y	Y	
MW-SF-1		N	Y	Y	Y	Y	Y	Y	
VEW-1		N	Y	Y	Y	Y	Y	Y	
VEW-2		N	Y	Y	Y	Y	Y	Y	
GMW-10		N	Y	Y	Y	Y	Y	Y	
MW-18		N	Y	Y	Y	Y	Y	Y	
MW-SF-10		N	Y	Y	Y	Y	Y	Y	
MW-SF-4		N	Y	Y	Y	Y	Y	Y	
MW-SF-15		N	Y	Y	Y	Y	Y	Y	

Performed by: Rissie T.

Date Performed: 10/31/12

Attachment 7.3-1
Well Inspection Checklist

WELL INSPECTION CHECKLIST
Site - City, County, State

WELL NAME	AS-BUILT TOTAL DEPTH (TD)	ACCESS UNOBSTRUCTED? (Y/N)	WELL EASILY VISIBLE? (Y/N)	VAULT, WELL, OR CASING CLEARLY LABELED? (Y/N)	WELL, VAULT, PAD, OR CASING FREE OF VISIBLE DAMAGE, SCOUR, OR SETTLING? (Y/N)	WELL SECURED PROPERLY WITH WATER-TIGHT WELL CAP AND LOCK? (Y/N)	WELL VAULT DRY AND FREE OF DEBRIS? (Y/N)	TD CONSISTENT WITH AS-BUILT TD? (Y/N)	COMMENTS
MW-SF-3		N	Y	Y	Y	Y	Y	Y	
MW-SF-14		N	Y	Y	Y	Y	Y	Y	
MW-SF-2		N	Y	Y	Y	Y	Y	Y	
MW-SF-6		N	Y	Y	Y	Y	Y	Y	
GMW-22		N	Y	Y	Y	Y	Y	Y	
MW-SF-13		N	Y	Y	Y	Y	Y	Y	
GMW-25		N	Y	Y	Y	Y	Y	Y	
MW-SF-11		N	Y	Y	Y	Y	Y	Y	
MW-SF-12		N	Y	Y	Y	Y	Y	Y	
GMW-24		N	Y	Y	Y	Y	Y	Y	
GMW-9		N	Y	Y	Y	Y	Y	Y	
GWR-3		N	Y	Y	Y	Y	Y	Y	
MW-SF-5		N	Y	Y	Y	Y	Y	Y	
MW-SF-16		N	Y	Y	Y	Y	Y	Y	
WCW-1		N	Y	Y	Y	Y	Y	Y	
WCW-10		N	Y	Y	Y	Y	Y	Y	
WCW-11		N	Y	Y	Y	Y	Y	Y	
WCW-12		N	Y	Y	Y	Y	Y	Y	
WCW-13		N	Y	Y	Y	Y	Y	Y	
WCW-14		N	Y	Y	Y	Y	Y	Y	
WCW-2		N	Y	Y	Y	Y	Y	Y	
WCW-3		N	Y	Y	Y	Y	Y	Y	
WCW-4		N	Y	Y	Y	Y	Y	Y	

Performed by: Rigoberto T.

Date Performed: 10/31/12

Attachment 7.3-1
Well Inspection Checklist

WELL INSPECTION CHECKLIST
Site - City, County, State

WELL NAME	AS-BUILT TOTAL DEPTH (TD)	ACCESS UNOBSTRUCTED? (Y/N)	WELL EASILY VISIBLE? (Y/N)	VAULT, WELL, OR CASING CLEARLY LABELED? (Y/N)	WELL, VAULT, PAD, OR CASING FREE OF VISIBLE DAMAGE, SCOUR, OR SETTLING? (Y/N)	WELL SECURED PROPERLY WITH WATER-TIGHT WELL CAP AND LOCK? (Y/N)	WELL VAULT DRY AND FREE OF DEBRIS? (Y/N)	TD CONSISTENT WITH AS-BUILT TD? (Y/N)	COMMENTS
wcw-5		N	Y	Y	Y	Y	Y	Y	
wcw-6		N	Y	Y	Y	Y	Y	Y	
wcw-7		Y	Y	Y	Y	Y	Y	Y	obstruction @ 36.92'
wcw-8		N	Y	Y	Y	Y	Y	Y	
wcw-9		N	Y	Y	Y	Y	Y	Y	
Gmw-0-6		N	Y	Y	Y	Y	Y	Y	
Gmw-0-7		N	Y	Y	Y	Y	Y	Y	
Gmw-0-14		N	Y	Y	Y	Y	Y	Y	
Gmw-0-21		N	Y	Y	Y	Y	Y	Y	vault close to brick wall

Performed by: Riggie T.

Date Performed: 10/31/12

TEST EQUIPMENT CALIBRATION LOG

PROJECT NAME DFSP Norwalk				PROJECT NUMBER 22103I - BL1			
EQUIPMENT NAME	EQUIPMENT NUMBER	DATE/TIME OF TEST	STANDARDS USED	EQUIPMENT READING	CALIBRATED TO: OR WITHIN 10%:	TEMP.	INITIALS
YSI PRO PLUS	19B103475	0530 11/01/22	pH 4.00 7.00 10.00	4.05 7.07 10.00	✓ ✓ ✓	20.0°C	TD
			Cond. 3900 us/cm ORP 240 mV D.O. 100%	3900 us/cm 240 mV 95%	✓ ✓ ✓	20.0°C	TD
YSI PRO PLUS	19B103475	0540 11/02/22	pH 4.00 7.00 10.00	4.06 7.08 10.00	✓ ✓ ✓	20.1°C	TD
			Cond. 3900 us/cm ORP 240 mV D.O. 100%	3900 us/cm 240 mV 96%	✓ ✓ ✓	20.1°C	TD
		0630 ~~11/02/22~~ (R)					
YSI PRO PLUS	19B103475	0630 11/03/22	pH 4.00 7.00 10.00	4.06 7.05 10.00	✓ ✓ ✓	19.8°C	TD
			Cond. 3900 us/cm ORP 240 mV D.O. 100%	3900 us/cm 240 mV 98%	✓ ✓ ✓	19.8°C	TD
YSI PRO PLUS	19B103475	0600 11/04/22	pH 4.00 7.00 10.00	4.08 7.04 10.00	✓ ✓ ✓	19.6°C	TD
			Cond. 3900 us/cm ORP 240 mV D.O. 100%	3900 us/cm 240 mV 96%	✓ ✓ ✓	19.6°C	TD

TEST EQUIPMENT CALIBRATION LOG

PROJECT NAME KMEP @ Norwalk				PROJECT NUMBER 221031-BL1			
EQUIPMENT NAME	EQUIPMENT NUMBER	DATE/TIME OF TEST	STANDARDS USED	EQUIPMENT READING	CALIBRATED TO: OR WITHIN 10%:	TEMP.	INITIALS
YSI Pro Plus	21A103788	11/1 0700	ph 4 7 10 ORP COND DO	4.02 7.01 10.03 228.1 3613 102%	✓	20°C	BL
↓	↓	11/2 0710	↓	4.01 7.03 10.04 235.8 3918 101%	✓	20°C	BL
↓	↓	11/3 0710	↓	4.02 7.01 10.04 251.6 3770 101%	✓	19°C	BL
↓	↓	11/4 0700	↓	4.00 7.01 10.03 245.6 3910 100%	✓	19°C	BL

LOW FLOW WELL MONITORING DATA SHEET

Project #: 221031-BL1	Client: KMEP
Sampler: TT	Start Date: 11/02/22
Well I.D.: EXP-4	Well Diameter: 2 3 (4) 6 8 ___
Total Well Depth: 115.14	Depth to Water: Pre: 62.73 Post: 62.82
Depth to Free Product: —	Thickness of Free Product (feet): —
Referenced to: (PVC) Grade	Flow Cell Type: YSI 556

Purge Method: 2" Grundfos Pump | Peristaltic Pump | Bladder Pump ✓
Sampling Method: Dedicated Tubing ✓ | New Tubing | Other ___

Start Purge Time: 1313 Flow Rate: 300mL/min Pump Depth: 113'

Time	Temp. (°C or °F)	pH	Cond. (mS/cm or µS/cm)	Turbidity (NTUs)	D.O. (mg/L)	ORP (mV)	Water Removed (gals. or mL)	Depth to water
1316	21.2	7.52	1341	17	1.30	124.0	900	62.82
1319	21.1	7.45	1310	13	1.08	123.8	1800	62.82
1322	20.9	7.42	1297	12	0.96	123.5	2700	62.82
1325	20.9	7.41	1290	11	0.90	123.3	3600	62.82
1328	20.8	7.41	1292	11	0.85	123.4	4500	62.82
1331	20.8	7.40	1293	10	0.83	123.6	5400	62.82

Did well dewater? Yes (No) — Amount actually evacuated: 5400mL

Sampling Time: ~~1342~~ (TT) 1332 — Sampling Date: 11/02/22

Sample I.D.: EXP-4 — Laboratory: Alpha Analytical

Analyzed for: TPHg TPHfp VOC's MTBE — (Other:) See C.O.C.

Equipment Blank I.D.: EB-4 @ Time 1340 — Duplicate I.D.:

LOW FLOW WELL MONITORING DATA SHEET

Project #: 221021-BL1	Client: Jacobs Norwalk KMEP
Sampler: BL	Start Date: 11/2/22
Well I.D.: EXP-5	Well Diameter: 2 3 (4) 6 8 ____
Total Well Depth: 113.50	Depth to Water: Pre: 55.28 Post: 55.29
Depth to Free Product: —	Thickness of Free Product (feet): —
Referenced to: (PVC) Grade	Flow Cell Type: YSI ~~556~~ Pro Plus

Purge Method: 2" Grundfos Pump | Peristaltic Pump | (Bladder Pump)
Sampling Method: (Dedicated) Tubing | New Tubing | Other ____

Start Purge Time: 0741 Flow Rate: 200mL/min Pump Depth: 108'

Time	Temp. (°C or °F)	pH	Cond. (mS/cm or µS/cm)	Turbidity (NTUs)	D.O. (mg/L)	ORP (mV)	Water Removed (gals. or (mL))	Depth to water
0744	21.3	6.75	1246	11	2.78	149.3	600	55.29
0747	21.1	6.96	1271	9	2.04	142.5	1200	55.29
0750	20.9	7.12	1298	9	1.49	130.4	1800	55.29
0753	21.0	7.23	1298	11	1.19	121.9	2400	55.29
0756	21.0	7.30 ~~7.25~~ (2)	1298	10	1.03	114.3	3000	55.29
0759	21.0	7.32	1298	10	0.97	110.1	3600	55.29
0802	21.0	7.33	1298	9	0.93	106.5	4200	55.29

Did well dewater? Yes (No) Amount actually evacuated: 4200mL

Sampling Time: 0803 Sampling Date: 11/2/22

Sample I.D.: EXP-5 Laboratory: Alpha Analytical

Analyzed for: TPHg TPHfp VOC's MTBE Other: See C.O.C

Equipment Blank I.D.: @ Time Duplicate I.D.:

LOW FLOW WELL MONITORING DATA SHEET

Project #: 221031 - BL1	Client: KMEP
Sampler: T	Start Date: 11/01/22
Well I.D.: G-mw-1	Well Diameter: 2 3 (4) 6 8 ___
Total Well Depth: 49.28	Depth to Water: Pre: 35.01 Post: 35.06
Depth to Free Product: —	Thickness of Free Product (feet): —
Referenced to: (PVC) Grade	Flow Cell Type: YSI 556

Purge Method: 2" Grundfos Pump | Peristaltic Pump | Bladder Pump ✓
Sampling Method: Dedicated Tubing ✓ | New Tubing | Other ___

Start Purge Time: 1138 Flow Rate: 200mL/min Pump Depth: 47

Time	Temp. (°C or °F)	pH	Cond. (mS/cm or µS/cm)	Turbidity (NTUs)	D.O. (mg/L)	ORP (mV)	Water Removed (gals. or mL)	Depth to water
1141	25.1	7.26	1969	28	0.41	-38.8	600	35.06
1144	25.1	7.22	1968	20	0.29	-26.9	1200	35.06
1147	25.3	7.21	1967	19	0.27	-46.4	1800	35.06
1150	25.2	7.21	1967	18	0.25	-50.2	2400	35.06
1153	25.2	7.20	1966	18	0.23	-51.3	3000	35.06
1156	25.2	7.20	1967	18	0.23	-52.8	3600	35.06

Did well dewater? Yes (No) Amount actually evacuated: 3600 mL

Sampling Time: 1157 Sampling Date: 11/01/22

Sample I.D.: G-mw-1 Laboratory: Alpha Analytical

Analyzed for: TPHg TPHfp VOC's MTBE (Other) see C.O.C.

Equipment Blank I.D.: @ Time Duplicate I.D.:

LOW FLOW WELL MONITORING DATA SHEET

Project #: 221031-BL1	Client: Jacobs Norwalk KMEP
Sampler: BL	Start Date: 11/3/22
Well I.D.: GMW-3	Well Diameter: 2 3 (4) 6 8 ____
Total Well Depth: 49.62	Depth to Water: Pre: 35.04 Post: 35.30
Depth to Free Product: —	Thickness of Free Product (feet): —
Referenced to: (PVC) Grade	Flow Cell Type: YSI ~~YSI 556~~ ProPlus

Purge Method: 2" Grundfos Pump | Peristaltic Pump | Bladder Pump
Sampling Method: Dedicated Tubing | New Tubing | Other ____

Start Purge Time: 1203 Flow Rate: 200 mL/min Pump Depth: 45'

Time	Temp. (°C or °F)	pH	Cond. (mS/cm or µS/cm)	Turbidity (NTUs)	D.O. (mg/L)	ORP (mV)	Water Removed (gals. or mL)	Depth to water
1206	22.0	7.67	1290	18	0.74	12.7	600	35.22
1209	21.8	7.61	1287	17	0.62	11.5	1200	35.24
1212	21.7	7.58	1289	18	0.58	7.2	1800	35.27
1215	21.7	7.55	1290	17	0.51	1.6	2400	35.30
1218	21.8	7.52	1293	17	0.45	-1.6	3000	35.30
1221	21.8	7.51	1295	17	0.42	-3.8	3600	35.30

Did well dewater? Yes (No) Amount actually evacuated: 3600mL

Sampling Time: 1222 Sampling Date: 11/3/22

Sample I.D.: GMW-3 Laboratory: Alpha Analytical

Analyzed for: TPHg TPHfp VOC's MTBE Other: See C.O.C

Equipment Blank I.D.: @ Time Duplicate I.D.:

LOW FLOW WELL MONITORING DATA SHEET

Project #: 221031 – BL1	Client: KMEP
Sampler: R	Start Date: 11/01/22
Well I.D.: GMW-4R	Well Diameter: 2 3 (4) 6 8 ___
Total Well Depth: 51.20	Depth to Water: Pre: 35.73 Post: 35.76
Depth to Free Product: —	Thickness of Free Product (feet): —
Referenced to: (PVC) Grade	Flow Cell Type: YSI 556

Purge Method: 2" Grundfos Pump | Peristaltic Pump | Bladder Pump ✓
Sampling Method: Dedicated Tubing ✓ | New Tubing | Other ___

Start Purge Time: 1106 Flow Rate: 200 mL/min Pump Depth: 49'

Time	Temp. (°C or °F)	pH	Cond. (mS/cm or (µS/cm))	Turbidity (NTUs)	D.O. (mg/L)	ORP (mV)	Water Removed (gals. or (mL))	Depth to water
1109	29.9	7.34	1275	8	0.43	-79.9	600	35.76
1112	30.0	7.28	1277	6	0.40	-34.3	1200	35.76
1115	29.9	7.25	1278	6	0.38	-36.0	1800	35.76
1118	30.0	7.24	1277	5	0.33	-37.3	2400	35.76
1121	30.3	7.23	1277	5	0.31	-37.5	3000	35.76
1124	30.2	7.22	1278	5	0.30	-37.9	3600	35.76

Did well dewater? Yes (No) Amount actually evacuated: 3600 mL

Sampling Time: 1125 Sampling Date: 11/01/22

Sample I.D.: GMW-4R Laboratory: Alpha Analytical

Analyzed for: TPHg TPHfp VOC's MTBE (Other) See C.O.C.

Equipment Blank I.D.: @ Time Duplicate I.D.:

LOW FLOW WELL MONITORING DATA SHEET

Project #: 221031-BL1	Client: Jacobs Norwalk KMEP
Sampler: BL	Start Date: 11/1/22
Well I.D.: GMW-8	Well Diameter: 2 3 (4) 6 8 ____
Total Well Depth: 49.31	Depth to Water: Pre: 33.57 Post: 33.81
Depth to Free Product: —	Thickness of Free Product (feet): —
Referenced to: (PVC) Grade	Flow Cell Type: YSI ~~556~~ Pro Plus

Purge Method: 2" Grundfos Pump | Peristaltic Pump | (Bladder Pump)
Sampling Method: (Dedicated Tubing) | New Tubing | Other ____

Start Purge Time: 0831 Flow Rate: 200mL/min Pump Depth: 47'

Time	Temp. (°C or °F)	pH	Cond. (mS/cm or µS/cm)	Turbidity (NTUs)	D.O. (mg/L)	ORP (mV)	Water Removed (gals. or mL)	Depth to water
0834	21.1	6.84	846	420	1.43	-0.1	600	33.78
0837	21.2	6.90	843	359	1.13	-64.8	1200	33.80
0840	21.2	7.01	842	191	0.94	-92.5	1800	33.81
0843	21.2	7.10	842	156	0.83	-107.0	2400	33.81
0846	21.2	7.16	842	137	0.75	-114.6	3000	33.81
0849	21.2	7.21	842	117	0.65	-121.2	3600	33.81
0852	21.2	7.23	842	114	0.63	-125.2	4200	33.81
0855	21.3	7.24	842	112	0.62	-127.8	4800	33.81

Did well dewater? Yes (No) Amount actually evacuated: 4800mL

Sampling Time: 0856 Sampling Date: 11/1/22

Sample I.D.: GMW-8 Laboratory: Alpha Analytical

Analyzed for: TPHg TPHfp VOC's MTBE Other: See C.O.C

Equipment Blank I.D.: @ Time Duplicate I.D.:

LOW FLOW WELL MONITORING DATA SHEET

Project #: 221031-BL1	Client: Jacobs Norwalk KMEP
Sampler: BL	Start Date: 11/3/22
Well I.D.: 6MW-9	Well Diameter: 2 3 ~~4~~ (BL) 6 8 5
Total Well Depth: 49.32	Depth to Water: Pre: 37.06 Post: 37.11
Depth to Free Product: —	Thickness of Free Product (feet): —
Referenced to: (PVC) Grade	Flow Cell Type: YSI ~~556~~ ProPlus

Purge Method: 2" Grundfos Pump | Peristaltic Pump | (Bladder Pump)
Sampling Method: (Dedicated Tubing) | New Tubing | Other_____

Start Purge Time: 1454 Flow Rate: 200mL/min Pump Depth: 48'

Time	Temp. (°C or °F)	pH	Cond. (mS/cm or µS/cm)	Turbidity (NTUs)	D.O. (mg/L)	ORP (mV)	Water Removed (gals. or mL)	Depth to water
1457	24.3	7.47	2653	34	0.75	-0.9	600	37.11
1500	24.7	7.39	2648	24	0.52	-34.7	1200	37.11
1503	24.9	7.36	2652	22	0.42	-50.2	1800	37.11
1506	24.9	7.32	2649	21	0.36	-57.4	2400	37.11
1509	24.9	7.31	2646	21	0.34	-60.1	3000	37.11
1512	24.9	7.31	2648	20	0.36	-61.2	3600	37.11

Did well dewater? Yes (No) Amount actually evacuated: 3600mL

Sampling Time: 1513 Sampling Date: 11/3/22

Sample I.D.: 6MW-9 Laboratory: Alpha Analytical

Analyzed for: TPHg TPHfp VOC's MTBE Other: See C.O.C

Equipment Blank I.D.: @ Time Duplicate I.D.:

LOW FLOW WELL MONITORING DATA SHEET

Project #: 221031 - BL1	Client: KMEP
Sampler: TT	Start Date: 11/04/22
Well I.D.: BMW-10	Well Diameter: 2 3 (4) 6 8 ___
Total Well Depth: 48.22	Depth to Water: Pre: ~~33.07~~ 33.80 Post: 34.04
Depth to Free Product: —	Thickness of Free Product (feet): —
Referenced to: (PVC) Grade	Flow Cell Type: YSI 556

Purge Method: 2" Grundfos Pump | Peristaltic Pump | Bladder Pump ✓

Sampling Method: Dedicated Tubing ✓ | New Tubing | Other ___

Start Purge Time: 0804 Flow Rate: 200 mL/min Pump Depth: 45'

Time	Temp. (°C or °F)	pH	Cond. (mS/cm or µS/cm)	Turbidity (NTUs)	D.O. (mg/L)	ORP (mV)	Water Removed (gals. or mL)	Depth to water
0807	23.3	7.33	1246	23	0.31	-51.5	600	33.98
0810	23.6	7.38	1219	18	0.26	-110.8	1200	34.00
0813	23.6	7.43	1189	16	0.22	-179.5	1800	34.04
0816	23.8	7.44	1191	15	0.22	-201.8	2400	34.04
0819	23.8	7.44	1188	15	0.21	-203.9	3000	34.04
0822	23.8	7.45	1171	14	0.20	-206.8	3600	34.04

Did well dewater? Yes (No) Amount actually evacuated: 3600mL

Sampling Time: 0823 Sampling Date: 11/04/22

Sample I.D.: BMW-10 Laboratory: Alpha Analytical

Analyzed for: TPHg TPHfp VOC's MTBE (Other: See C.O.C.

Equipment Blank I.D.: @ Time Duplicate I.D.: DUP-6 @ —

LOW FLOW WELL MONITORING DATA SHEET

Project #: 221031 -1211	Client: KMEP
Sampler: TT	Start Date: 11/03/22
Well I.D.: GMW-13	Well Diameter: 2 3 (4) 6 8 ____
Total Well Depth: 49.51	Depth to Water: Pre: 34.74 Post: 34.90
Depth to Free Product: —	Thickness of Free Product (feet): —
Referenced to: (PVC) Grade	Flow Cell Type: YSI 556

Purge Method: 2" Grundfos Pump | Peristaltic Pump | Bladder Pump ✓
Sampling Method: Dedicated Tubing ✓ | New Tubing | Other ____

Start Purge Time: 0733 Flow Rate: 200 mL/min Pump Depth: 47'

Time	Temp. ((°C) or °F)	pH	Cond. (mS/cm or (µS/cm))	Turbidity (NTUs)	D.O. (mg/L)	ORP (mV)	Water Removed (gals. or (mL))	Depth to water
0736	21.0	8.09	836	78	0.46	-110.7	600	34.90
0739	21.4	7.83	854	53	0.38	-111.4	1200	34.90
0742	21.5	7.76	857	49	0.36	-108.8	1800	34.90
0745	21.4	7.74	858	43	0.26	-107.2	2400	34.90
0748	21.3	7.73	856	40	0.23	-106.7	3000	34.90
0751	21.3	7.74	860	40	0.22	-104.5	3600	34.90

Did well dewater? Yes (No) Amount actually evacuated: 3600 mL

Sampling Time: 0752 Sampling Date: 11/03/22

Sample I.D.: GMW-13 Laboratory: Alpha Analytical

Analyzed for: TPHg TPHfp VOC's MTBE (Other:) See C.O.C.

Equipment Blank I.D.: @ Time Duplicate I.D.: Trip Blank: TB-6 @ 0700

LOW FLOW WELL MONITORING DATA SHEET

Project #: 221031-BL1	Client: KMEP
Sampler: TT	Start Date: 11/01/22
Well I.D.: GMW-14R	Well Diameter: 2 3 (4) 6 8 ____
Total Well Depth: 52.22	Depth to Water: Pre: 36.53 Post: 36.58
Depth to Free Product: —	Thickness of Free Product (feet): —
Referenced to: (PVC) Grade	Flow Cell Type: YSI 556

Purge Method: 2" Grundfos Pump | Peristaltic Pump | Bladder Pump ✓

Sampling Method: Dedicated Tubing ✓ | New Tubing | Other ____

Start Purge Time: 0939 Flow Rate: 200mL/min Pump Depth: 56'

Time	Temp. (°C or °F)	pH	Cond. (mS/cm or µS/cm)	Turbidity (NTUs)	D.O. (mg/L)	ORP (mV)	Water Removed (gals. or mL)	Depth to water
0942	22.7	7.51	1137	18	0.30	102.3	600	36.55
0945	23.1	7.41	1182	11	0.35	102.0	1200	36.58
0948	23.2	7.39	1179	10	0.43	102.5	1800	36.58
0951	23.3	7.37	1168	9	0.53	102.8	2400	36.58
0954	23.2	7.39	1143	9	0.52	101.9	3000	36.58
0957	23.3	7.39	1120	9	0.54	102.1	3600	36.58

Did well dewater? Yes (No) Amount actually evacuated: 3600 mL

Sampling Time: 0958 Sampling Date: 11/01/22

Sample I.D.: GW-14R Laboratory: Alpha Analytical

Analyzed for: TPHg TPHfp VOC's MTBE (Other) See COC.

Equipment Blank I.D.: @ Time Duplicate I.D.:

LOW FLOW WELL MONITORING DATA SHEET

Project #: 221031-BL1	Client: Jacobs Norwalk KMEP
Sampler: BL	Start Date: BL
Well I.D.: GMW-23	Well Diameter: 2 3 4 6 8 ____
Total Well Depth:	Depth to Water: Pre: Post:
Depth to Free Product:	Thickness of Free Product (feet):
Referenced to: PVC Grade	Flow Cell Type: YSI 556

Purge Method: 2" Grundfos Pump Peristaltic Pump Bladder Pump
Sampling Method: Dedicated Tubing New Tubing Other ____

Start Purge Time: ____ Flow Rate: ____ Pump Depth: ____

Time	Temp. (°C or °F)	pH	Cond. (mS/cm or µS/cm)	Turbidity (NTUs)	D.O. (mg/L)	ORP (mV)	Water Removed (gals. or mL)	Depth to water
			7.23ft of product detected					
			No sample taken					

Did well dewater? Yes No	Amount actually evacuated:
Sampling Time:	Sampling Date:
Sample I.D.:	Laboratory: Alpha Analytical
Analyzed for: TPHg TPHfp VOC's MTBE	Other:
Equipment Blank I.D.: @ Time	Duplicate I.D.:

LOW FLOW WELL MONITORING DATA SHEET

Project #: 221031-BL1	Client: Jacobs Norwalk KMEP
Sampler: BL	Start Date: 11/3/22
Well I.D.: GMW-25	Well Diameter: 2 3 (4) 6 8 ___
Total Well Depth: 53.20	Depth to Water: Pre: 38.02 Post: 38.17
Depth to Free Product: —	Thickness of Free Product (feet): —
Referenced to: (PVC) Grade	Flow Cell Type: YSI ~~556~~ Pro Plus

Purge Method: 2" Grundfos Pump | Peristaltic Pump | (Bladder Pump)
Sampling Method: Dedicated Tubing | New Tubing | Other ___

Start Purge Time: 1536 Flow Rate: 200mL/min Pump Depth: 51'

Time	Temp. (°C or °F)	pH	Cond. (mS/cm or µS/cm)	Turbidity (NTUs)	D.O. (mg/L)	ORP (mV)	Water Removed (gals. or mL)	Depth to water
1539	23.5	7.55	2536	12	0.84	-45.9	600	38.10
1542	23.7	7.40	2556	10	0.48	-84.1	1200	38.16
1545	24.0	7.37	2556	10	0.46	-90.5	1800	38.17
1548	24.0	7.34	2555	10	0.44	-95.2	2400	38.17
1551	24.1	7.33	2554	9	0.40	-97.3	3000	38.17
1554	24.1	7.33	2554	9	0.37	-99.6	3600	38.17

Did well dewater? Yes (No) Amount actually evacuated: 3600mL

Sampling Time: 1555 Sampling Date: 11/3/22

Sample I.D.: GMW-25 Laboratory: Alpha Analytical

Analyzed for: TPHg TPHfp VOC's MTBE Other: See C.O.C

Equipment Blank I.D.: @ Time Duplicate I.D.:

LOW FLOW WELL MONITORING DATA SHEET

Project #: 221031-BL1	Client: KMEP
Sampler: TC	Start Date: 11/02/22
Well I.D.: GMW-26	Well Diameter: 2 3 (4) 6 8 ____
Total Well Depth: 48.54	Depth to Water: Pre: 34.50 Post: 34.60
Depth to Free Product: —	Thickness of Free Product (feet): —
Referenced to: (PVC) Grade	Flow Cell Type: YSI 556

Purge Method: 2" Grundfos Pump | Peristaltic Pump | Bladder Pump ✓
Sampling Method: Dedicated Tubing ✓ | New Tubing | Other ____

Start Purge Time: 0808 Flow Rate: 200mL/min Pump Depth: 46'

Time	Temp. (°C or °F)	pH	Cond. (mS/cm or (µS/cm))	Turbidity (NTUs)	D.O. (mg/L)	ORP (mV)	Water Removed (gals. or (mL))	Depth to water
0811	21.6	7.10	3782	41	0.48	54.2	600	34.60
0814	21.7	7.08	3793	30	0.43	20.0	1200	34.60
0817	21.7	7.07	3796	30	0.40	-16.2	1800	34.60
0820	21.7	7.07	3804	29	0.38	-26.6	2400	34.60
0823	21.7	7.06	3820	29	0.35	-33.7	3000	34.60
0826	21.6	7.05	3836	29	0.33	-35.6	3600	34.60

Did well dewater? Yes (No) Amount actually evacuated: 3600mL

Sampling Time: 0827 Sampling Date: 11/02/22

Sample I.D.: GMW-26 Laboratory: Alpha Analytical

Analyzed for: TPHg TPHfp VOC's MTBE (Other:) See C.O.C.

Equipment Blank I.D.: @ Time Duplicate I.D.:

LOW FLOW WELL MONITORING DATA SHEET

Project #: 221031 - BL1	Client: KMEP
Sampler: TC	Start Date: 11/02/22
Well I.D.: GMW-28	Well Diameter: 2 3 (4) 6 8 ___
Total Well Depth: 49.22	Depth to Water: Pre: 34.46 Post: 34.50
Depth to Free Product: —	Thickness of Free Product (feet): —
Referenced to: (PVC) Grade	Flow Cell Type: YSI 556

Purge Method: 2" Grundfos Pump | Peristaltic Pump | Bladder Pump ✓

Sampling Method: Dedicated Tubing ✓ | New Tubing | Other ___

Start Purge Time: 0738 Flow Rate: 200mL/min Pump Depth: 47'

Time	Temp. (°C or °F)	pH	Cond. (mS/cm or µS/cm)	Turbidity (NTUs)	D.O. (mg/L)	ORP (mV)	Water Removed (gals. or mL)	Depth to water
0741	22.9	7.25	3695	8	4.65	6.7	600	34.50
0744	23.1	7.22	3688	6	4.08	-17.6	1200	34.50
0747	23.1	7.19	3682	6	3.58	-52.0	1800	34.50
0750	23.0	7.20	3684	5	3.21	-69.5	2400	34.50
0753	22.9	7.21	3678	5	3.18	-71.8	3000	34.50
0756	23.0	7.22	3666	5	3.12	-75.0	3600	34.50

Did well dewater? Yes (No) Amount actually evacuated: 3600mL

Sampling Time: 0757 Sampling Date: 11/02/22

Sample I.D.: GMW-28 Laboratory: Alpha Analytical

Analyzed for: TPHg TPHfp VOC's MTBE (Other:) see C.O.C.

Equipment Blank I.D.: @ Time Duplicate I.D.: Trip Blank: TB-4@0700

LOW FLOW WELL MONITORING DATA SHEET

Project #: 221031-BL1	Client: Jacobs Norwalk KMEP
Sampler: BL	Start Date: 10/31/22
Well I.D.: BMW-29	Well Diameter: 2 3 4 6 8 ____
Total Well Depth:	Depth to Water: Pre: Post:
Depth to Free Product:	Thickness of Free Product (feet):
Referenced to: PVC Grade	Flow Cell Type: YSI 556

Purge Method: 2" Grundfos Pump Peristaltic Pump Bladder Pump
Sampling Method: Dedicated Tubing New Tubing Other ____

Start Purge Time: ____ Flow Rate: ____ Pump Depth: ____

Time	Temp. (°C or °F)	pH	Cond. (mS/cm or µS/cm)	Turbidity (NTUs)	D.O. (mg/L)	ORP (mV)	Water Removed (gals. or mL)	Depth to water
			-0.80 product detected —					
			- No sample taken —					

Did well dewater? Yes No Amount actually evacuated:

Sampling Time: Sampling Date:

Sample I.D.: Laboratory: Alpha Analytical

Analyzed for: TPHg TPHfp VOC's MTBE Other:

Equipment Blank I.D.: @ Time Duplicate I.D.:

LOW FLOW WELL MONITORING DATA SHEET

Project #: 221031-BL	Client: Jacobs Norwalk KMEP
Sampler: BL	Start Date: 10/31/22
Well I.D.: GMW-30	Well Diameter: 2 3 4 6 8 ____
Total Well Depth:	Depth to Water: Pre: Post:
Depth to Free Product:	Thickness of Free Product (feet):
Referenced to: PVC Grade	Flow Cell Type: YSI 556

Purge Method: 2" Grundfos Pump Peristaltic Pump Bladder Pump
Sampling Method: Dedicated Tubing New Tubing Other_____

Start Purge Time:_____ Flow Rate: _____ Pump Depth:_____

Time	Temp. (°C or °F)	pH	Cond. (mS/cm or µS/cm)	Turbidity (NTUs)	D.O. (mg/L)	ORP (mV)	Water Removed (gals. or mL)	Depth to water
			— 0.23 product detected —					
			— no sample taken —					

Did well dewater? Yes No Amount actually evacuated:

Sampling Time: Sampling Date:

Sample I.D.: Laboratory: Alpha Analytical

Analyzed for: TPHg TPHfp VOC's MTBE Other:

Equipment Blank I.D.: @ Time Duplicate I.D.:

LOW FLOW WELL MONITORING DATA SHEET

Project #: 221031-BL1	Client: Jacobs Norwalk KMEP
Sampler: BL	Start Date: 11/3/22
Well I.D.: 6MW-36	Well Diameter: 2 3 (4) 6 8 ___
Total Well Depth: 48.65	Depth to Water: Pre: 33.36 Post: 37.52
Depth to Free Product: —	Thickness of Free Product (feet): —
Referenced to: (PVC) Grade	Flow Cell Type: YSI ~~556~~ Pro Plus

Purge Method: 2" Grundfos Pump | Peristaltic Pump | Bladder Pump
Sampling Method: Dedicated Tubing | New Tubing | Other ____

Start Purge Time: 1307 Flow Rate: 200mL/min Pump Depth: 46'

Time	Temp. (°C or °F)	pH	Cond. (mS/cm or µS/cm)	Turbidity (NTUs)	D.O. (mg/L)	ORP (mV)	Water Removed (gals. or mL)	Depth to water
1310	26.6	7.37	2513	10	0.69	-84.5	600	33.47
1313	27.0	7.32	2518	10	0.50	-106.1	1200	37.52
1316	26.9	7.30	2525	11	0.47	-114.6	1800	37.52 ~~37.56~~ BL
1319	27.0	7.29	2527	10	0.43	-120.2	2400	37.52
1322	27.1	7.31	2523	10	0.43	-124.9	3000	37.52
1325	27.0	7.32	2520	10	0.42	-126.3	3600	37.52
1328	27.0	7.32	2519	10	0.42	-128.8	4200	37.52

Did well dewater? Yes (No) Amount actually evacuated: 4200mL

Sampling Time: 1329 Sampling Date: 11/3/22

Sample I.D.: 6MW-36 Laboratory: Alpha Analytical

Analyzed for: TPHg TPHfp VOC's MTBE Other: See C.O.C

Equipment Blank I.D.: @ Time Duplicate I.D.:

LOW FLOW WELL MONITORING DATA SHEET

Project #: 220311 - BL1	Client: KMEP
Sampler: TT	Start Date: 11/01/22
Well I.D.: GMW-39	Well Diameter: 2 3 (4) 6 8 ___
Total Well Depth: 49.51 ✓	Depth to Water: Pre: 34.12 Post: 34.15
Depth to Free Product: —	Thickness of Free Product (feet): —
Referenced to: (PVC) Grade	Flow Cell Type: YSI 556

Purge Method: 2" Grundfos Pump | Peristaltic Pump | Bladder Pump ✓
Sampling Method: Dedicated Tubing | New Tubing ✓ | Other ___

Start Purge Time: 0857 Flow Rate: 100mL/min Pump Depth: 48'

Time	Temp. (°C or °F)	pH	Cond. (mS/cm or µS/cm)	Turbidity (NTUs)	D.O. (mg/L)	ORP (mV)	Water Removed (gals. or (mL))	Depth to water
0900	21.6	7.41	1281	10	2.71	112.1	300	34.15
0903	21.7	7.36	1252	5	2.75	111.2	600	34.15
0906	21.8	7.33	1239	4	2.82	110.7	900	34.15
0909	21.9	7.32	1234	3	2.84	110.5	1200	34.15
0912	21.8	7.31	1233	3	2.90	110.1	1500	34.15
0915	21.9	7.30	1232	2	2.94	109.3	1800	34.15
0918	21.9	7.30	1227	2	3.00	108.6	2100	34.15
0921	22.0	7.29	1224	2	3.03	108.2	2400	34.15

Did well dewater? Yes (No) Amount actually evacuated: 2400mL

Sampling Time: 0922 Sampling Date: 11/01/22

Sample I.D.: GMW-39 Laboratory: Alpha Analytical

Analyzed for: TPHg TPHfp VOC's MTBE (Other:) see COC

Equipment Blank I.D.: @ Time Duplicate I.D.:

LOW FLOW WELL MONITORING DATA SHEET

Project #: 221031-BL1	Client: Jacobs Norwalk KMEP
Sampler: BL	Start Date: 11/2/22
Well I.D.: GMW-O-1	Well Diameter: 2 3 (4) 6 8 ____
Total Well Depth: 49.20	Depth to Water: Pre: 30.91 Post: 31.16
Depth to Free Product: —	Thickness of Free Product (feet): —
Referenced to: (PVC) Grade	Flow Cell Type: YSI ~~556~~ Pro Plus

Purge Method: 2" Grundfos Pump | Peristaltic Pump | (Bladder Pump)
Sampling Method: (Dedicated Tubing) | New Tubing | Other ____

Start Purge Time: 1409 Flow Rate: 200 mL/min Pump Depth: 45'

Time	Temp. (°C or °F)	pH	Cond. (mS/cm or µS/cm)	Turbidity (NTUs)	D.O. (mg/L)	ORP (mV)	Water Removed (gals. or mL)	Depth to water
1412	22.2	7.79	3221	10	0.86	119.3	600	31.05
1415	22.2	7.52	3242	10	0.44	105.3	1200	31.13
1418	22.3	7.41	3241	8	0.34	95.0	1800	31.15
1421	22.5	7.33	3241	7	0.34	86.2	2400	31.16
1424	22.6	7.31	3241	7	0.34	83.4	3000	31.16
1427	22.6	7.30	3242	7	0.36	82.3	3600	31.16

Did well dewater? Yes (No) Amount actually evacuated: 3600mL

Sampling Time: 1428 Sampling Date: 11/2/22

Sample I.D.: GMW-O-1 Laboratory: Alpha Analytical

Analyzed for: TPHg TPHfp VOC's MTBE Other: See C.O.C

Equipment Blank I.D.: @ Time Duplicate I.D.:

LOW FLOW WELL MONITORING DATA SHEET

Project #: 221031-BL1	Client: Jacobs Norwalk KMEP
Sampler: BL	Start Date: 11/2/22
Well I.D.: 6MW-0-2	Well Diameter: 2 3 (4) 6 8 ____
Total Well Depth: 49.30	Depth to Water: Pre: 30.91 Post: 31.15
Depth to Free Product: —	Thickness of Free Product (feet): —
Referenced to: (PVC) Grade	Flow Cell Type: YSI ~~556~~ Pro Plus

Purge Method: 2" Grundfos Pump | Peristaltic Pump | (Bladder Pump)
Sampling Method: (Dedicated Tubing) | New Tubing | Other ____

Start Purge Time: 1131 Flow Rate: 200mL/min Pump Depth: 45'

Time	Temp. (°C or °F)	pH	Cond. (mS/cm or µS/cm)	Turbidity (NTUs)	D.O. (mg/L)	ORP (mV)	Water Removed (gals. or mL)	Depth to water
1134	22.1	7.58	2952	10	0.62	115.6	600	31.11
1137	22.2	7.47	2967	8	0.49	98.0	1200	31.13
1140	22.2	7.42	2965	7	0.44	86.3	1800	31.14
1143	22.2	7.39	2963	7	0.46	81.1	2400	31.15
1146	22.1	7.36	2958	7	0.46	77.4	3000	31.15
1149	22.1	7.36	2956	7	0.46	76.2	3600	31.15

Did well dewater? Yes (No) Amount actually evacuated: 3600mL

Sampling Time: 1150 Sampling Date: 11/2/22

Sample I.D.: 6MW-0-2 Laboratory: Alpha Analytical

Analyzed for: TPHg TPHfp VOC's MTBE Other: See C.O.C

Equipment Blank I.D.: @ Time Duplicate I.D.:

LOW FLOW WELL MONITORING DATA SHEET

Project #: 221031-BL	Client: Jacobs Norwalk KMEP
Sampler: BL	Start Date: 11/2/2
Well I.D.: 6MW-0-3	Well Diameter: 2 3 (4) 6 8 ____
Total Well Depth: 47.88	Depth to Water: Pre: 31.43 Post: 31.56
Depth to Free Product: —	Thickness of Free Product (feet): —
Referenced to: (PVC) Grade	Flow Cell Type: YSI ~~556~~ Pro Plus

Purge Method: 2" Grundfos Pump | Peristaltic Pump | (Bladder Pump)
Sampling Method: (Dedicated Tubing) | New Tubing | Other ____

Start Purge Time: 1040 Flow Rate: 200mL/min Pump Depth: 43'

Time	Temp. (°C or °F)	pH	Cond. (mS/cm or (µS/cm))	Turbidity (NTUs)	D.O. (mg/L)	ORP (mV)	Water Removed (gals. or (mL))	Depth to water
1043	22.6	7.67	2356	14	4.17	128.4	600	31.48
1046	22.8	7.61	2364	13	4.10	130.2	1200	31.51
1049	23.0	7.56	2369	12	4.05	131.6	1800	31.54
1052	23.1	7.54	2368	11	3.91	133.3	2400	31.56
1055	23.1	7.54	2369	11	3.95	134.4	3000	31.56
1058	23.1	7.53	2365	10	3.97	135.0	3600	31.56

Did well dewater? Yes (No)	Amount actually evacuated: 3600mL
Sampling Time: 1059	Sampling Date: 11/2/22
Sample I.D.: 6MW-0-3	Laboratory: Alpha Analytical
Analyzed for: TPHg TPHfp VOC's MTBE	Other: See C.O.C
Equipment Blank I.D.: @ Time	Duplicate I.D.:

LOW FLOW WELL MONITORING DATA SHEET

Project #: 221031-BL1	Client: Jacobs Norwalk KMEP
Sampler: BL	Start Date: 11/2/22
Well I.D.: GMW-O-4	Well Diameter: 2 3 (4) 6 8 ____
Total Well Depth: 49.20	Depth to Water: Pre: 31.59 Post: 31.68
Depth to Free Product: —	Thickness of Free Product (feet): —
Referenced to: (PVC) Grade	Flow Cell Type: YSI ~~556~~ Pro Plus

Purge Method: 2" Grundfos Pump Peristaltic Pump (Bladder Pump)
Sampling Method: (Dedicated Tubing) New Tubing Other ____

Start Purge Time: 0958 Flow Rate: 200mL/min Pump Depth: 45'

Time	Temp. (°C or °F)	pH	Cond. (mS/cm or µS/cm)	Turbidity (NTUs)	D.O. (mg/L)	ORP (mV)	Water Removed (gals. or mL)	Depth to water
1001	21.9	7.59	2177	12	0.72	121.8	600	31.68
1004	21.9	7.57	2181	9	0.55	98.4	1200	31.68
1007	21.9	7.56	2181	11	0.51	86.7	1800	31.68
1010	21.9	7.55	2172	12	0.45	75.4	2400	31.68
1013	21.8	7.56	2171	12	0.43	69.6	3000	31.68
1016	21.8	7.56	2171	11	0.42	65.8	3600	31.68

Did well dewater? Yes (No) Amount actually evacuated: 3600mL

Sampling Time: 1017 Sampling Date: 11/2/22

Sample I.D.: GMW-O-4 Laboratory: Alpha Analytical

Analyzed for: TPHg TPHfp VOC's MTBE Other: See C.O.C

Equipment Blank I.D.: @ Time Duplicate I.D.:

LOW FLOW WELL MONITORING DATA SHEET

Project #: 221031-BL1	Client: Jacobs Norwalk KMEP
Sampler: BL	Start Date: 11/2/22
Well I.D.: 6MW-0-5	Well Diameter: 2 3 (4) 6 8 ___
Total Well Depth: 49.00	Depth to Water: Pre: 32.30 Post: 32.35
Depth to Free Product: —	Thickness of Free Product (feet): —
Referenced to: (PVC) Grade	Flow Cell Type: YSI ~~556~~ Pro Plus

Purge Method: 2" Grundfos Pump | Peristaltic Pump | (Bladder Pump)
Sampling Method: (Dedicated) Tubing | New Tubing | Other ___

Start Purge Time: 0837 Flow Rate: 200mL/min Pump Depth: 45'

Time	Temp. (°C or °F)	pH	Cond. (mS/cm or µS/cm)	Turbidity (NTUs)	D.O. (mg/L)	ORP (mV)	Water Removed (gals. or mL)	Depth to water
0840	21.3	7.56	1488	9	0.95	133.9	600	32.35
0843	21.5	7.56	1499	7	0.76	130.2	1200	32.35
0846	21.6	7.55	1499	8	0.68	125.7	1800	32.35
0849	21.7	7.55	1493	7	0.66	119.4	2400	32.35
0852	21.7	7.55	1494	7	0.66	117.4	3000	32.35
0855	21.7	7.55	1495	7	0.68	115.8	3600	32.35

Did well dewater? Yes (No) Amount actually evacuated: 3600mL

Sampling Time: 0856 Sampling Date: 11/2/22

Sample I.D.: 6MW-0-5 Laboratory: Alpha Analytical

Analyzed for: TPHg TPHfp VOC's MTBE Other: See C.O.C

Equipment Blank I.D.: @ Time Duplicate I.D.:

LOW FLOW WELL MONITORING DATA SHEET

Project #: 221031-BL1	Client: Jacobs Norwalk KMEP
Sampler: BL	Start Date: 11/2/22
Well I.D.: 6MW-0-9	Well Diameter: 2 3 (4) 6 8 ____
Total Well Depth: 50.06	Depth to Water: Pre: 32.39 Post: 32.59
Depth to Free Product: —	Thickness of Free Product (feet): —
Referenced to: (PVC) Grade	Flow Cell Type: YSI ~~556~~ Pro Plus

Purge Method: 2" Grundfos Pump | Peristaltic Pump | (Bladder Pump)
Sampling Method: (Dedicated Tubing) | New Tubing | Other ____

Start Purge Time: 1324 Flow Rate: 200mL/min Pump Depth: 45'

Time	Temp. (°C or °F)	pH	Cond. (mS/cm or µS/cm)	Turbidity (NTUs)	D.O. (mg/L)	ORP (mV)	Water Removed (gals. or mL)	Depth to water
1327	21.5	7.84	2478	7	5.69	100.8	600	32.45
1330	21.5	7.88	2461	5	5.88	103.2	1200	32.50
1333	21.5	7.91	2455	5	6.15	106.7	1800	32.54
1336	21.4	7.90	2453	5	6.27	109.0	2400	32.58
1339	21.4	7.92	2447	4	6.19	110.5	3000	32.59
1342	21.4	7.93	2443	4	6.11	112.7	3600	32.59

Did well dewater? Yes (No) Amount actually evacuated: 3600mL

Sampling Time: 1343 Sampling Date: 11/2/22

Sample I.D.: 6MW-0-9 Laboratory: Alpha Analytical

Analyzed for: TPHg TPHfp VOC's MTBE Other: See C.O.C

Equipment Blank I.D.: @ Time Duplicate I.D.:

LOW FLOW WELL MONITORING DATA SHEET

Project #: 221031-BL1	Client: Jacobs Norwalk KMEP
Sampler: BL	Start Date: 11/2/22
Well I.D.: GMW-O-10	Well Diameter: 2 3 (4) 6 8 ____
Total Well Depth: 50.00	Depth to Water: Pre: 33.43 Post: 33.76
Depth to Free Product: —	Thickness of Free Product (feet): —
Referenced to: (PVC) Grade	Flow Cell Type: YSI ~~556~~ ProPlus

Purge Method: 2" Grundfos Pump | Peristaltic Pump | (Bladder Pump)
Sampling Method: (Dedicated Tubing) | New Tubing | Other ____

Start Purge Time: 1229 Flow Rate: 200 mL/min Pump Depth: 45'

Time	Temp. (°C) or °F)	pH	Cond. (mS/cm or (µS/cm))	Turbidity (NTUs)	D.O. (mg/L)	ORP (mV)	Water Removed (gals. or (mL))	Depth to water
1232	22.1	7.55	3631	11	0.76	113.4	600	33.70
1235	21.8	7.48	3631	9	0.62	99.6	1200	33.72
1238	21.7	7.43	3613	9	0.49	59.0	1800	33.74
1241	22.7	7.38	3591	10	0.44	35.7	2400	33.74
1244	23.2	7.35	3596	10	0.44	25.0	3000	33.74
1247	22.1	7.37	3578	9	0.60	14.6	3600	33.76
1250	21.7	7.36	3555	9	0.46	4.0	4200	33.76
1253	21.7	7.33	3543	9	0.44	-1.2	4800	33.76
1256	21.8	7.33	3547	8	0.45	-3.9	5400	33.76

Did well dewater? Yes (No) Amount actually evacuated: 5400mL

Sampling Time: 1257 Sampling Date: 11/2/22

Sample I.D.: GMW-O-10 Laboratory: Alpha Analytical

Analyzed for: TPHg TPHfp VOC's MTBE Other: See C.O.C

Equipment Blank I.D.: @ Time Duplicate I.D.:

LOW FLOW WELL MONITORING DATA SHEET

Project #: 221031-BL	Client: Jacobs Norwalk KMEP
Sampler: BL	Start Date: 10/31/22
Well I.D.: GMW-O-11	Well Diameter: 2 3 4 6 8 ____
Total Well Depth:	Depth to Water: Pre: Post:
Depth to Free Product:	Thickness of Free Product (feet):
Referenced to: PVC Grade	Flow Cell Type: YSI 556

Purge Method: 2" Grundfos Pump Peristaltic Pump Bladder Pump
Sampling Method: Dedicated Tubing New Tubing Other_____

Start Purge Time:_____ Flow Rate: _____ Pump Depth:_____

Time	Temp. (°C or °F)	pH	Cond. (mS/cm or µS/cm)	Turbidity (NTUs)	D.O. (mg/L)	ORP (mV)	Water Removed (gals. or mL)	Depth to water
			- Temp blocked due to construction -					
			- No sample taken					

Did well dewater? Yes No	Amount actually evacuated:
Sampling Time:	Sampling Date:
Sample I.D.:	Laboratory: Alpha Analytical
Analyzed for: TPHg TPHfp VOC's MTBE	Other:
Equipment Blank I.D.: @ Time	Duplicate I.D.:

LOW FLOW WELL MONITORING DATA SHEET

Project #: 221031-BL1	Client: Jacobs Norwalk KMEP
Sampler: BL	Start Date: 10/31/22
Well I.D.: GMW-0-12	Well Diameter: 2 3 4 6 8 ____
Total Well Depth:	Depth to Water: Pre: Post:
Depth to Free Product:	Thickness of Free Product (feet):
Referenced to: PVC Grade	Flow Cell Type: YSI 556

Purge Method: 2" Grundfos Pump Peristaltic Pump Bladder Pump
Sampling Method: Dedicated Tubing New Tubing Other_____

Start Purge Time:_____ Flow Rate: _____ Pump Depth:_____

Time	Temp. (°C or °F)	pH	Cond. (mS/cm or µS/cm)	Turbidity (NTUs)	D.O. (mg/L)	ORP (mV)	Water Removed (gals. or mL)	Depth to water
			-Temp blocked due to construction-					
			-No sample taken-					

Did well dewater? Yes No Amount actually evacuated:

Sampling Time: Sampling Date:

Sample I.D.: Laboratory: Alpha Analytical

Analyzed for: TPHg TPHfp VOC's MTBE Other:

Equipment Blank I.D.: @ Time Duplicate I.D.:

LOW FLOW WELL MONITORING DATA SHEET

Project #: 221631-BL1	Client: KMEP
Sampler: TT	Start Date: 11/04/11
Well I.D.: GMW-D-14	Well Diameter: 2 3 (4) 6 8 ____
Total Well Depth: 50.00	Depth to Water: Pre: 29.25 Post: 29.33
Depth to Free Product: —	Thickness of Free Product (feet): —
Referenced to: (PVC) Grade	Flow Cell Type: YSI 556

Purge Method: 2" Grundfos Pump | Peristaltic Pump | Bladder Pump ✓

Sampling Method: Dedicated Tubing ✓ | New Tubing | Other ____

Start Purge Time: 1133 Flow Rate: 200 mL/min Pump Depth: 45'

Time	Temp. (°C or °F)	pH	Cond. (mS/cm or µS/cm)	Turbidity (NTUs)	D.O. (mg/L)	ORP (mV)	Water Removed (gals. or mL)	Depth to water
1136	23.9	7.56	2738	11	0.50	55.7	600	29.33
1139	24.1	7.66	2744	10	0.52	48.3	1200	29.33
1142	23.9	7.81	2745	9	0.56	41.1	1800	29.33
1145	24.0	7.85	2762	8	0.43	40.9	2400	29.33
1148	23.4	7.89	2764	8	0.40	38.0	3000	29.33
1151	23.5	7.90	2760	8	0.38	36.7	3600	29.33

Did well dewater? Yes (No) Amount actually evacuated: 3600 mL

Sampling Time: @ G 1152 Sampling Date: 11/04/11

Sample I.D.: GMW-D-14 Laboratory: Alpha Analytical

Analyzed for: TPHg TPHfp VOC's MTBE (Other:) See C.O.C.

Equipment Blank I.D.: EB-8 @ Time 1200 Duplicate I.D.: DUP-7 @ —

LOW FLOW WELL MONITORING DATA SHEET

Project #: 221031 - BL1	Client: KMEP
Sampler: TT	Start Date: 11/02/22
Well I.D.: Gmw-O-16	Well Diameter: 2 3 (4) 6 8 ___
Total Well Depth: 46.94 ✓✓	Depth to Water: Pre: 33.30 Post: 33.35
Depth to Free Product: —	Thickness of Free Product (feet): ___
Referenced to: (PVC) Grade	Flow Cell Type: YSI 556

Purge Method: 2" Grundfos Pump | Peristaltic Pump | Bladder Pump ✓
Sampling Method: Dedicated Tubing ✓ | New Tubing | Other ___

Start Purge Time: 0917 Flow Rate: 200mL/min Pump Depth: 45'

Time	Temp. (°C or °F)	pH	Cond. (mS/cm or (µS/cm))	Turbidity (NTUs)	D.O. (mg/L)	ORP (mV)	Water Removed (gals. or (mL))	Depth to water
0920	21.8	7.61	2071	10	0.23	109.6	600	33.35
0923	22.4	7.49	2083	9	0.33	107.1	1200	33.35
0926	22.0	7.48	2086	8	3.37	109.0	1800	33.35
0929	22.1	7.48	2081	6	3.01	109.5	2400	33.35
0932	22.2	7.50	2087	6	2.86	109.4	3000	33.35
0935	22.5	7.51	2080	6	2.79	109.8	3600	33.35

Did well dewater? Yes (No)	Amount actually evacuated: 3600mL
Sampling Time: 0936	Sampling Date: 11/02/22
Sample I.D.: Gmw-O-16	Laboratory: Alpha Analytical
Analyzed for: TPHg TPHfp VOC's MTBE	(Other): See C.o.C.
Equipment Blank I.D.: @ Time	Duplicate I.D.:

LOW FLOW WELL MONITORING DATA SHEET

Project #: 221031-BL1	Client: Jacobs Norwalk KMEP
Sampler: BL	Start Date: 11/2/22
Well I.D.: GMW-O-17	Well Diameter: 2 3 (4) 6 8 ____
Total Well Depth: 39.70	Depth to Water: Pre: 33.52 Post: 33.70
Depth to Free Product: —	Thickness of Free Product (feet): —
Referenced to: (PVC) Grade	Flow Cell Type: YSI ~~556~~ Pro Plus

Purge Method: 2" Grundfos Pump | Peristaltic Pump | (Bladder Pump)
Sampling Method: (Dedicated Tubing) | New Tubing | Other ____

Start Purge Time: 0914 Flow Rate: 200mL/min Pump Depth: 37'

Time	Temp. (°C or °F)	pH	Cond. (mS/cm or µS/cm)	Turbidity (NTUs)	D.O. (mg/L)	ORP (mV)	Water Removed (gals. or mL)	Depth to water
0917	21.1	7.66	1835	67	1.05	136.8	600	33.61
0920	21.3	7.50	1849	54	0.88	133.9	1200	33.65
0923	21.6	7.44	1849	48	0.78	129.6	1800	33.69
0926	21.7	7.40	1848	25	0.77	126.2	2400	33.70
0929	21.5	7.39	1840	14	0.81	122.8	3000	33.70
0932	21.5	7.38	1846	12	0.84	121.2	3600	33.70
0935	21.5	7.38	1848	10	0.88	119.4	4200	33.70

Did well dewater? Yes (No) Amount actually evacuated: 4200mL

Sampling Time: 0936 Sampling Date: 11/2/22

Sample I.D.: GMW-O-17 Laboratory: Alpha Analytical

Analyzed for: TPHg TPHfp VOC's MTBE Other: See C.O.C

Equipment Blank I.D.: @ Time Duplicate I.D.:

LOW FLOW WELL MONITORING DATA SHEET

Project #: 221031-BL1	Client: Jacobs Norwalk KMEP
Sampler: BL	Start Date: 11/3/22
Well I.D.: GMW-0-18	Well Diameter: 2 3 (4) 6 8 ___
Total Well Depth: 39.70	Depth to Water: Pre: 34.01 Post: 34.25
Depth to Free Product: —	Thickness of Free Product (feet): —
Referenced to: (PVC) Grade	Flow Cell Type: YSI ~~556~~ Pro Plus

Purge Method: 2" Grundfos Pump | Peristaltic Pump | (Bladder Pump)
Sampling Method: (Dedicated) Tubing | New Tubing | Other ___

Start Purge Time: 0834 Flow Rate: 100mL/min Pump Depth: 37'

Time	Temp. (°C or °F)	pH	Cond. (mS/cm or (µS/cm))	Turbidity (NTUs)	D.O. (mg/L)	ORP (mV)	Water Removed (gals. or (mL))	Depth to water
0837	17.6	7.56	1601	14	1.07	-205.3	300	34.14
0840	17.6	7.46	1583	10	0.75	-231.8	600	34.20
0843	18.1	7.42	1580	9	0.65	-244.1	900	34.23
0846	17.9	7.42	1580	9	0.71	-259.8	1200	34.25
0849	17.9	7.42	1580	9	0.74	-264.8	1500	34.25
0852	18.0	7.42	1576	8	0.76	-268.1	1800	34.25

Did well dewater? Yes (No) Amount actually evacuated: 1800 mL

Sampling Time: 0853 Sampling Date: 11/3/22

Sample I.D.: GMW-0-18 Laboratory: Alpha Analytical

Analyzed for: TPHg TPHfp VOC's MTBE Other: See C.O.C

Equipment Blank I.D.: @ Time Duplicate I.D.:

LOW FLOW WELL MONITORING DATA SHEET

Project #: 221031 - BL1	Client: KMEP
Sampler: F	Start Date: 11/02/22
Well I.D.: GMW-D-19	Well Diameter: 2 3 (4) 6 8 ___
Total Well Depth: 39.15	Depth to Water: Pre: 33.43 Post: 33.50
Depth to Free Product: —	Thickness of Free Product (feet): —
Referenced to: (PVC) Grade	Flow Cell Type: YSI 556

Purge Method: 2" Grundfos Pump Peristaltic Pump Bladder Pump ✓
Sampling Method: Dedicated Tubing ✓ New Tubing Other ___

Start Purge Time: 0846 Flow Rate: 200mL/min Pump Depth: 37'

Time	Temp. (°C or °F)	pH	Cond. (mS/cm or (µS/cm))	Turbidity (NTUs)	D.O. (mg/L)	ORP (mV)	Water Removed (gals. or (mL))	Depth to water
0849	20.4	7.59	2243	9	4.33	90.8	600	33.50
0852	20.7	7.56	2199	8	4.30	94.0	1200	33.50
0855	20.8	7.55	2196	7	4.27	95.5	1800	33.50
0858	20.8	7.56	2195	6	4.25	98.0	2400	33.50
0901	20.7	7.56	2194	6	4.23	98.9	3000	33.50
0904	20.8	7.57	2192	6	4.21	99.9	3600	33.50

Did well dewater? Yes (No) Amount actually evacuated: 3600mL
Sampling Time: 0905 Sampling Date: 11/02/22
Sample I.D.: GMW-D-19 Laboratory: Alpha Analytical
Analyzed for: TPHg TPHfp VOC's MTBE (Other:) See C.O.C.
Equipment Blank I.D.: @ Time Duplicate I.D.:

LOW FLOW WELL MONITORING DATA SHEET

Project #: 221031-BL1	Client: Jacobs Norwalk KMEP
Sampler: BL	Start Date: 10/31/22
Well I.D.: 6MW-0-20	Well Diameter: 2 3 4 6 8 ____
Total Well Depth:	Depth to Water: Pre: Post:
Depth to Free Product:	Thickness of Free Product (feet):
Referenced to: PVC Grade	Flow Cell Type: YSI 556

Purge Method: 2" Grundfos Pump Peristaltic Pump Bladder Pump
Sampling Method: Dedicated Tubing New Tubing Other_____

Start Purge Time:_____ Flow Rate: _____ Pump Depth:_____

Time	Temp. (°C or °F)	pH	Cond. (mS/cm or µS/cm)	Turbidity (NTUs)	D.O. (mg/L)	ORP (mV)	Water Removed (gals. or mL)	Depth to water
			- Temp. blocked due to construction -					
			- No sample taken -					

Did well dewater? Yes No Amount actually evacuated:

Sampling Time: Sampling Date:

Sample I.D.: Laboratory: Alpha Analytical

Analyzed for: TPHg TPHfp VOC's MTBE Other:

Equipment Blank I.D.: @ Time Duplicate I.D.:

LOW FLOW WELL MONITORING DATA SHEET

Project #: 229031 - BL1	Client: KMEP
Sampler: D	Start Date: 11/04/22
Well I.D.: GMW-O-21	Well Diameter: 2 3 (4) 6 8 ___
Total Well Depth: 40.64	Depth to Water: Pre: 30.85 Post: 31.03
Depth to Free Product: —	Thickness of Free Product (feet): —
Referenced to: (PVC) Grade	Flow Cell Type: YSI 556

Purge Method: 2" Grundfos Pump | Peristaltic Pump | Bladder Pump ✓
Sampling Method: Dedicated Tubing ✓ | New Tubing | Other ___

Start Purge Time: 1034 Flow Rate: 200mL/min Pump Depth: 40'

Time	Temp. (°C or °F)	pH	Cond. (mS/cm or µS/cm)	Turbidity (NTUs)	D.O. (mg/L)	ORP (mV)	Water Removed (gals. or mL)	Depth to water
1037	23.6	7.62	1795	16	0.35	42.6	600	30.98
1040	24.4	7.73	1832	10	0.35	46.9	1200	31.03
1043	25.4	7.93	1857	9	0.33	52.8	1800	31.03
1046	25.5	8.05	1863	8	0.30	60.3	2400	31.03
1049	25.7	8.12	1868	8	0.30	60.3	3000	31.03
1052	25.9	8.13	1864	8	0.31	63.8	3600	31.03

Did well dewater? Yes (No) Amount actually evacuated: 3600mL

Sampling Time: 1053 Sampling Date: 11/04/22

Sample I.D.: GMW-O-21 Laboratory: Alpha Analytical

Analyzed for: TPHg TPHfp VOC's MTBE (Other:) See C.O.C.

Equipment Blank I.D.: @ Time Duplicate I.D.:

LOW FLOW WELL MONITORING DATA SHEET

Project #: 221031-BL1	Client: Jacobs Norwalk KMEP
Sampler: BL	Start Date: 11/3/22
Well I.D.: GMW-0-24	Well Diameter: 2 3 (4) 6 8 ____
Total Well Depth: 45.12	Depth to Water: Pre: 34.41 Post: 34.42
Depth to Free Product: —	Thickness of Free Product (feet): —
Referenced to: (PVC) Grade	Flow Cell Type: YSI ~~556~~ ProPlus

Purge Method: 2" Grundfos Pump | Peristaltic Pump | (Bladder Pump)
Sampling Method: (Dedicated) Tubing | New Tubing | Other ____

Start Purge Time: 1001 Flow Rate: 200mL/min Pump Depth: 40'

Time	Temp. (°C or °F)	pH	Cond. (mS/cm or (µS/cm))	Turbidity (NTUs)	D.O. (mg/L)	ORP (mV)	Water Removed (gals. or (mL))	Depth to water
1004	18.9	7.54	2143	6	1.99	-84.1	600	34.41
1007	19.3	7.47	2208	4	2.21	-108.4	1200	34.41
1010	19.3	7.45	2190	5	2.05	-114.4	1800	34.41
1013	19.3	7.42	2152	5	1.96	-112.4	2400	34.42
1016	19.2	7.41	2148	5	1.92	-109.0	3000	34.42
1019	19.2	7.41	2142	5	1.87	-106.7	3600	34.42

Did well dewater? Yes (No)	Amount actually evacuated: 3600mL
Sampling Time: 1020	Sampling Date: 11/3/22
Sample I.D.: GMW-0-24 ~~GMW-0-18~~	Laboratory: Alpha Analytical
Analyzed for: TPHg TPHfp VOC's MTBE	Other: See C.O.C
Equipment Blank I.D.: @ Time	Duplicate I.D.:

LOW FLOW WELL MONITORING DATA SHEET

Project #: 221031 - BL1	Client: KMEP
Sampler: TT	Start Date: 11/01/22
Well I.D.: GMW-SF-8	Well Diameter: 2 3 (4) 6 8 ____
Total Well Depth: 41.09'	Depth to Water: Pre: 34.35 Post: 34.41
Depth to Free Product: —	Thickness of Free Product (feet): —
Referenced to: (PVC) Grade	Flow Cell Type: YSI 556

Purge Method: 2" Grundfos Pump | Peristaltic Pump | Bladder Pump ✓
Sampling Method: Dedicated Tubing | New Tubing ✓ | Other ____

Start Purge Time: 0747 Flow Rate: 100mL/min Pump Depth: 40'

Time	Temp. (°C or °F)	pH	Cond. (mS/cm or (µS/cm))	Turbidity (NTUs)	D.O. (mg/L)	ORP (mV)	Water Removed (gals. or (mL))	Depth to water
0750	21.5	7.00	1226	33	3.53	140.2	300	34.41
0753	21.6	6.86	1228	21	3.51	143.0	600	34.41
0756	21.7	6.91	1217	10	3.39	137.6	900	34.41
0759	21.6	6.94	1215	9	3.34	134.7	1200	34.41
0802	21.7	7.01	1208	8	3.25	132.8	1500	34.41
0805	21.7	7.05	1207	8	3.17	130.5	1800	34.41
0808	21.8	7.08	1206	7	3.13	128.9	2100	34.41
0811	21.8	7.11	1205	7	3.10	126.5	2400	34.41

Did well dewater? Yes (No) Amount actually evacuated: 2400mL

Sampling Time: 0812 Sampling Date: 11/01/22

Sample I.D.: GMW-SF-8 Laboratory: Alpha Analytical

Analyzed for: TPHg TPHfp VOC's MTBE (Other:) see C.O.C.

Equipment Blank I.D.: @ Time Duplicate I.D.: Trip Blank: TB-2 @0700

LOW FLOW WELL MONITORING DATA SHEET

Project #: 221031 - B41	Client: KMEP
Sampler: T	Start Date: 11/03/22
Well I.D.: GWR-1R	Well Diameter: 2 3 (4) 6 8 ___
Total Well Depth: 52.55	Depth to Water: Pre: 36.60 Post: 36.66
Depth to Free Product: —	Thickness of Free Product (feet): —
Referenced to: (PVC) Grade	Flow Cell Type: YSI 556

Purge Method: 2" Grundfos Pump | Peristaltic Pump | Bladder Pump ✓

Sampling Method: Dedicated Tubing ✓ | New Tubing | Other ___

Start Purge Time: 0849 Flow Rate: 200mL/min Pump Depth: 50'

Time	Temp. (°C or °F)	pH	Cond. (mS/cm or (µS/cm))	Turbidity (NTUs)	D.O. (mg/L)	ORP (mV)	Water Removed (gals. or (mL))	Depth to water
0852	19.9	7.25	2249	33	0.61	-15.4	600	36.66
0855	20.3	7.28	2325	21	0.53	-12.4	1200	36.66
0858	20.5	7.33	2335	20	0.50	-21.0	1800	36.66
0901	20.6	7.37	2322	18	0.48	-19.6	2400	36.66
0904	20.8	7.39	2314	17	0.42	-22.6	3000	36.66
0908	20.7	7.40	2308	17	0.42	-25.4	3600	36.66

Did well dewater? Yes (No) Amount actually evacuated: 3600mL

Sampling Time: 0908 Sampling Date: 11/03/22

Sample I.D.: GWR-1R Laboratory: Alpha Analytical

Analyzed for: TPHg TPHfp VOC's MTBE (Other): See C.O.C.

Equipment Blank I.D.: @ Time Duplicate I.D.: DUP-2 (no time)

LOW FLOW WELL MONITORING DATA SHEET

Project #: 221031 -BL1	Client: KMEP
Sampler: TT	Start Date: 11/03/22
Well I.D.: HL-2	Well Diameter: 2 3 (4) 6 8 ____
Total Well Depth: 39.12	Depth to Water: Pre: 36.70 Post: 36.82
Depth to Free Product: —	Thickness of Free Product (feet): —
Referenced to: (PVC) Grade	Flow Cell Type: YSI 556

Purge Method: 2" Grundfos Pump Peristaltic Pump Bladder Pump ✓
Sampling Method: Dedicated Tubing ✓ New Tubing Other ____
Start Purge Time: 0815 Flow Rate: (200 mL) /min Pump Depth: 38'

Time	Temp. (°C or °F)	pH	Cond. (mS/cm or µS/cm)	Turbidity (NTUs)	D.O. (mg/L)	ORP (mV)	Water Removed (gals. or mL)	Depth to water
0818	16.6	7.23	3004	28	0.42	4.5	600	36.82
0821	17.4	7.10	3066	23	0.31	-0.7	1200	36.82
0824	17.7	7.02	3130	20	0.20	-3.0	1800	36.82
0827	18.0	6.96	3160	19	0.23	-8.8	2400	36.82
0830	18.0	6.95	3167	18	0.23	-12.3	3000	36.82
0833	18.0	6.94	3164	18	0.22	-14.2	3600	36.82

Did well dewater? Yes (No) Amount actually evacuated: 3600 mL
Sampling Time: 0834 Sampling Date: 11/03/22
Sample I.D.: HL-2 Laboratory: Alpha Analytical
Analyzed for: TPHg TPHfp VOC's MTBE (Other:) See C.O.C.
Equipment Blank I.D.: @ Time Duplicate I.D.:

LOW FLOW WELL MONITORING DATA SHEET

Project #: 221031-BL	Client: Jacobs Norwalk KMEP
Sampler: BL	Start Date: 11/1/22
Well I.D.: HL-3	Well Diameter: 2 3 (4) 6 8 ____
Total Well Depth: 41.48	Depth to Water: Pre: 36.94 Post: 37.01
Depth to Free Product: —	Thickness of Free Product (feet): —
Referenced to: (PVC) Grade	Flow Cell Type: YSI ~~556~~ Pro Plus

Purge Method: 2" Grundfos Pump | Peristaltic Pump | (Bladder Pump)
Sampling Method: Dedicated Tubing | New Tubing | Other ____

Start Purge Time: 1255 Flow Rate: 200mL/min Pump Depth: 40'

Time	Temp. (°C or °F)	pH	Cond. (mS/cm or µS/cm)	Turbidity (NTUs)	D.O. (mg/L)	ORP (mV)	Water Removed (gals. or mL)	Depth to water
1258	23.1	7.77	1885	12	0.71	-28.0	600	36.96
1301	23.0	7.54	1888	10	0.45	-52.8	1200	36.97
1304	23.1	7.45	1896	8	0.41	-55.9	1800	37.00
1307	23.3	7.37	1909	9	0.35	-61.1	2400	37.00
1310	23.1	7.32	1923	8	0.34	-66.0	3000	37.00
1313	23.1	7.30	1923	8	0.35	-67.0	3600	37.01
1316	23.1	7.30 ~~7.28~~ DUP	1924	8	0.35	-68.4	4200	37.01

Did well dewater? Yes (No) Amount actually evacuated: 4200mL

Sampling Time: 1317 Sampling Date: 11/1/22

Sample I.D.: HL-3 Laboratory: Alpha Analytical

Analyzed for: TPHg TPHfp VOC's MTBE Other: See C.O.C

Equipment Blank I.D.: @ Time Duplicate I.D.:

LOW FLOW WELL MONITORING DATA SHEET

Project #: 221031-BL1	Client: Jacobs Norwalk KMEP
Sampler: BL	Start Date: 11/1/22
Well I.D.: MW-6	Well Diameter: 2 3 (4) 6 8 ____
Total Well Depth: 52.00	Depth to Water: Pre: 37.55 Post: 37.62
Depth to Free Product: —	Thickness of Free Product (feet): —
Referenced to: (PVC) Grade	Flow Cell Type: YSI ~~556~~ Pro Plus

Purge Method: 2" Grundfos Pump | Peristaltic Pump | (Bladder Pump)
Sampling Method: Dedicated Tubing | New Tubing | Other____

Start Purge Time:____ Flow Rate: 200 mL/min Pump Depth: 47'

Time	Temp. (°C or °F)	pH	Cond. (mS/cm or µS/cm)	Turbidity (NTUs)	D.O. (mg/L)	ORP (mV)	Water Removed (gals. or (mL))	Depth to water
0956	22.6	7.58	1908	14	0.82	-48.4	600	37.62
0959	22.6	7.43	1902	16	0.55	-76.2	1200	37.62
1002	22.6	7.36	1897	17	0.47	-87.9	1800	37.62
1005	22.6	7.33	1893	16	0.47	-90.8	2400	37.62
1008	22.6	7.32	1891	16	0.48	-92.8	3000	37.62
1011	22.5	7.32	1891	15	0.50	-93.6	3600	37.62

Did well dewater? Yes (No) Amount actually evacuated: 3600mL

Sampling Time: 1012 Sampling Date: 11/1/22

Sample I.D.: MW-6 Laboratory: Alpha Analytical

Analyzed for: TPHg TPHfp VOC's MTBE Other: See C.O.C

Equipment Blank I.D.: @ Time Duplicate I.D.:

LOW FLOW WELL MONITORING DATA SHEET

Project #: 221031-BL1	Client: Jacobs Norwalk KMEP
Sampler: BL	Start Date: 11/1/22
Well I.D.: MW-7	Well Diameter: 2 3 (4) 6 8 ____
Total Well Depth: 53.52	Depth to Water: Pre: 38.33 Post: 38.38
Depth to Free Product: —	Thickness of Free Product (feet): —
Referenced to: (PVC) Grade	Flow Cell Type: YSI ~~556~~ ProPlus

Purge Method: 2" Grundfos Pump | Peristaltic Pump | (Bladder Pump)
Sampling Method: (Dedicated Tubing) | New Tubing | Other ____

Start Purge Time: 1117 Flow Rate: 200mL/min Pump Depth: 54'

Time	Temp. (°C or °F)	pH	Cond. (mS/cm or (µS/cm))	Turbidity (NTUs)	D.O. (mg/L)	ORP (mV)	Water Removed (gals. or (mL))	Depth to water
1120	23.0	7.66	3984	127	1.07	-23.4	600	38.38
1123	22.8	7.47	4029	147	0.55	-75.7	1200	38.38
1126	22.8	7.43	4003	164	0.50	-76.0	1800	38.38
1129	22.8	7.41	3981	158	0.49	-74.1	2400	38.38
1132	22.8	7.40	3966	146	0.50	-70.7	3000	38.38
1135	22.8	7.41	3944	141	0.49	-67.3	3600	38.38
1138	22.8	7.41	3952	140	0.49	-68.2	4200	38.38

Did well dewater? Yes (No) Amount actually evacuated: 4200mL

Sampling Time: 1139 Sampling Date: 11/1/22

Sample I.D.: MW-7 Laboratory: Alpha Analytical

Analyzed for: TPHg TPHfp VOC's MTBE Other: See C.O.C

Equipment Blank I.D.: @ Time Duplicate I.D.:

LOW FLOW WELL MONITORING DATA SHEET

Project #: 221031-BL1 (TT)	Client: KMEP
Sampler: TT	Start Date: 11/01/22
Well I.D.: MW-8	Well Diameter: 2 3 (4) 6 8 ___
Total Well Depth: 49.26	Depth to Water: Pre: 33.75 Post: 33.84
Depth to Free Product: —	Thickness of Free Product (feet): —
Referenced to: (PVC) Grade	Flow Cell Type: YSI 556

Purge Method: 2" Grundfos Pump | Peristaltic Pump | Bladder Pump ✓
Sampling Method: Dedicated Tubing ✓ | New Tubing | Other ___

Start Purge Time: 0823 Flow Rate: 200 mL/min Pump Depth: 47'

Time	Temp. (°C or °F)	pH	Cond. (mS/cm or (µS/cm))	Turbidity (NTUs)	D.O. (mg/L)	ORP (mV)	Water Removed (gals. or (mL))	Depth to water
0826	22.7	7.20	1829	12	3.45	115.3	600	33.84
0829	22.5	7.22	1851	9	3.38	115.6	1200	33.84
0832	22.6	7.29	1866	7	3.35	116.1	1800	33.84
0835	22.8	7.27	1872	6	3.36	115.3	2400	33.84
0838	22.8	7.34	1864	6	3.29	115.3	3000	33.84
0841	22.8	7.37	1863	6	3.20	114.5	3600	33.84

Did well dewater? Yes (No) Amount actually evacuated: 3600mL

Sampling Time: 0842 Sampling Date: 11/01/22

Sample I.D.: MW-8 Laboratory: Alpha Analytical

Analyzed for: TPHg TPHfp VOC's MTBE (Other:) see C.O.C.

Equipment Blank I.D.: @ Time Duplicate I.D.:

LOW FLOW WELL MONITORING DATA SHEET

Project #: 221031-BL1	Client: Jacobs Norwalk KMEP
Sampler: BL	Start Date: 11/3/22
Well I.D.: MW-9	Well Diameter: 2 3 (4) 6 8 ___
Total Well Depth: 51.90	Depth to Water: Pre: 35.37 Post: 35.60
Depth to Free Product: —	Thickness of Free Product (feet): —
Referenced to: (PVC) Grade	Flow Cell Type: YSI ~~556~~ Pro Plus

Purge Method: 2" Grundfos Pump | Peristaltic Pump | (Bladder Pump)
Sampling Method: Dedicated Tubing | New Tubing | Other ___

Start Purge Time: 1106 Flow Rate: 200mL/min Pump Depth: 46'

Time	Temp. (°C or °F)	pH	Cond. (mS/cm or µS/cm)	Turbidity (NTUs)	D.O. (mg/L)	ORP (mV)	Water Removed (gals. or (mL))	Depth to water
1109	26.0	7.58	1343	13	0.82	-67.5	600	35.60
1112	25.9	7.50	1346	13	0.68	-89.5	1200	35.60
1115	26.2	7.48	1349	12	0.54	-96.7	1800	35.60
1118	26.3	7.47	1352	10	0.47	-109.8	2400	35.60
1121	26.2	7.47	1353	10	0.45	-111.3	3000	35.60
1124	26.2	7.47	1354	10	0.42	-113.5	3600	35.60

Did well dewater? Yes (No) Amount actually evacuated: 3600mL

Sampling Time: 1125 Sampling Date: 11/3/22

Sample I.D.: MW-9 Laboratory: Alpha Analytical

Analyzed for: TPHg TPHfp VOC's MTBE Other: See C.O.C

Equipment Blank I.D.: @ Time Duplicate I.D.: DUP-4 @ — —

LOW FLOW WELL MONITORING DATA SHEET

Project #: 221031 - BL.1	Client: KMEP
Sampler: TT	Start Date: 11/03/22
Well I.D.: MW-12	Well Diameter: 2 3 (4) 6 8 ____
Total Well Depth: 52.00	Depth to Water: Pre: 36.20 Post: 36.25
Depth to Free Product: —	Thickness of Free Product (feet): —
Referenced to: (PVC) Grade	Flow Cell Type: YSI 556

Purge Method: 2" Grundfos Pump | Peristaltic Pump | Bladder Pump ✓
Sampling Method: Dedicated Tubing ✓ | New Tubing | Other ____

Start Purge Time: 0924 Flow Rate: 200 mL/min Pump Depth: 50'

Time	Temp. (°C or °F)	pH	Cond. (mS/cm or µS/cm)	Turbidity (NTUs)	D.O. (mg/L)	ORP (mV)	Water Removed (gals. or mL)	Depth to water
0927	20.5	7.33	1192	9	~~0.~~ 4.55 (ft)	38.7	600	36.25
0930	20.8	7.25	1175	8	3.22	38.1	1200	36.25
0933	20.7	7.18	1158	6	3.00	30.4	1800	36.25
0936	20.9	7.17	1148	5	2.76	27.0	2400	36.25
0939	20.8	7.15	1152	5	2.64	26.9	3000	36.25
0942	20.8	7.14	1150	5	2.60	26.0	3600	36.25

Did well dewater? Yes (No)	Amount actually evacuated: 3600mL
Sampling Time: 0943	Sampling Date: 11/03/22
Sample I.D.: MW-12	Laboratory: Alpha Analytical
Analyzed for: TPHg TPHfp VOC's MTBE	(Other:) See C.O.C.
Equipment Blank I.D.: @ Time	Duplicate I.D.:

LOW FLOW WELL MONITORING DATA SHEET

Project #: 221031 - BL1	Client: KMEP
Sampler: TT	Start Date: 11/01/22
Well I.D.: MW-15R	Well Diameter: 2 3 (4) 6 8 ____
Total Well Depth: 52.09	Depth to Water: Pre: 33.70 Post: 33.73
Depth to Free Product: —	Thickness of Free Product (feet): —
Referenced to: (PVC) Grade	Flow Cell Type: YSI 556

Purge Method: 2" Grundfos Pump | Peristaltic Pump | Bladder Pump ✓

Sampling Method: Dedicated Tubing ✓ | New Tubing | Other ____

Start Purge Time: 1017 Flow Rate: 200 mL/min Pump Depth: 50'

Time	Temp. (°C or °F)	pH	Cond. (mS/cm or µS/cm)	Turbidity (NTUs)	D.O. (mg/L)	ORP (mV)	Water Removed (gals. or mL)	Depth to water
1020	24.8	7.51	1188	14	0.33	-94.7	600	33.73
1023	25.0	7.46	1219	10	0.31	-96.9	1200	33.73
1026	25.1	7.46	1217	8	0.30	-96.9	1800	33.73
1029	25.2	7.46	1214	7	0.28	-96.4	2400	33.73
1032	25.2	7.46	1222	7	0.26	-95.7	3000	33.73
1035	25.3	7.47	1223	7	0.26	-95.0	3600	33.73

Did well dewater? Yes (No) Amount actually evacuated: 3600 mL

Sampling Time: 1036 Sampling Date: 11/01/22

Sample I.D.: MW-15R Laboratory: Alpha Analytical

Analyzed for: TPHg TPHfp VOC's MTBE (Other:) See C.O.C.

Equipment Blank I.D.: @ Time Duplicate I.D.:

LOW FLOW WELL MONITORING DATA SHEET

Project #: 221031-BL1	Client: Jacobs Norwalk KMEP
Sampler: BL	Start Date: 11/3/22
Well I.D.: MW-18 (MID)	Well Diameter: 2 3 (4) 6 8 ___
Total Well Depth: 65.45	Depth to Water: Pre: 39.82 Post: 40.05
Depth to Free Product: —	Thickness of Free Product (feet): —
Referenced to: (PVC) Grade	Flow Cell Type: YSI ~~556~~ Pro Plus

Purge Method: 2" Grundfos Pump | Peristaltic Pump | (Bladder Pump)
Sampling Method: (Dedicated) Tubing | New Tubing | Other ___

Start Purge Time: 1412 Flow Rate: 200mL/min Pump Depth: 63'

Time	Temp. (°C or °F)	pH	Cond. (mS/cm or (µS/cm))	Turbidity (NTUs)	D.O. (mg/L)	ORP (mV)	Water Removed (gals. or (mL))	Depth to water
1415	23.8	7.62	2685	15	1.00	-34.9	600	40.00
1418	23.8	7.45	2690	14	0.78	-58.1	1200	40.04
1421	23.9	7.33	2692	14	0.60	-66.2	1800	40.05
1424	23.7	7.28	2686	13	0.53	-67.7	2400	40.05
1427	23.7	7.25	2684	13	0.50	-69.3	3000	40.05
1430	23.6	7.24	2680	13	0.48	-70.1	3600	40.05

Did well dewater? Yes (No) Amount actually evacuated: 3600mL

Sampling Time: 1431 Sampling Date: 11/3/22

Sample I.D.: MW-18(MID) Laboratory: Alpha Analytical

Analyzed for: TPHg TPHfp VOC's MTBE Other: See C.O.C

Equipment Blank I.D.: @ Time Duplicate I.D.:

LOW FLOW WELL MONITORING DATA SHEET

Project #: 221031-BL	Client: Jacobs Norwalk KMEP
Sampler: BL	Start Date: 11/1/22
Well I.D.: MW-19(MID)	Well Diameter: 2 3 (4) 6 8 ____
Total Well Depth: 61.95	Depth to Water: Pre: 41.30 Post: 41.54
Depth to Free Product: —	Thickness of Free Product (feet): —
Referenced to: (PVC) Grade	Flow Cell Type: YSI ~~556~~ Pro Plus

Purge Method: 2" Grundfos Pump Peristaltic Pump (Bladder Pump)
Sampling Method: (Dedicated) Tubing New Tubing Other____

Start Purge Time: 1041 Flow Rate: 200mL/min Pump Depth: 60'

Time	Temp. (°C or °F)	pH	Cond. (mS/cm or (µS/cm))	Turbidity (NTUs)	D.O. (mg/L)	ORP (mV)	Water Removed (gals. or (mL))	Depth to water
1044	22.6	7.59	2848	15	0.89	-2.6	600	41.54
1047	22.6	7.46	2906	9	0.54	-53.6	1200	41.54
1050	22.8	7.44	2912	9	0.49	-52.2	1800	41.54
1053	22.7	7.42	2913	8	0.45	-67.8	2400	41.54
1056	22.9	7.41	2914	8	0.44	-70.2	3000	41.54
1059	22.9	7.41	2916	8	0.47	-72.3	3600	41.54

Did well dewater? Yes (No) Amount actually evacuated: 3600mL

Sampling Time: 1100 Sampling Date: 11/1/22

Sample I.D.: MW-19(MID) Laboratory: Alpha Analytical

Analyzed for: TPHg TPHfp VOC's MTBE Other: See C.O.C

Equipment Blank I.D.: @ Time Duplicate I.D.:

LOW FLOW WELL MONITORING DATA SHEET

Project #: 221031-BL	Client: Jacobs Norwalk KMEP
Sampler: BL	Start Date: 11/1/22
Well I.D.: MW-20(MID)	Well Diameter: 2 3 (4) 6 8 ___
Total Well Depth: 56.55	Depth to Water: Pre: 39.38 Post: 39.60
Depth to Free Product: —	Thickness of Free Product (feet): —
Referenced to: (PVC) Grade	Flow Cell Type: YSI ~~556~~ Pro Plus

Purge Method: 2" Grundfos Pump | Peristaltic Pump | Bladder Pump
Sampling Method: Dedicated Tubing | New Tubing | Other ___

Start Purge Time: 0919 Flow Rate: 200mL/min Pump Depth: 54'

Time	Temp. (°C or °F)	pH	Cond. (mS/cm or µS/cm)	Turbidity (NTUs)	D.O. (mg/L)	ORP (mV)	Water Removed (gals. or mL)	Depth to water
0922	22.4	7.32	2359	101	1.16	-6.8	600	39.54
0925	22.5	7.28	2471	15	0.68	-74.1	1200	39.57
0928	22.5	7.29	2472	12	0.63	-80.5	1800	39.60
0931	22.5	7.29	2471	10	0.65	-86.7	2400	39.60
0934	22.5	7.30	2471	9	0.65	-89.3	3000	39.60
0937	22.5	7.30	2468	8	0.65	-91.4	3600	39.60

Did well dewater? Yes (No)	Amount actually evacuated: 3600mL
Sampling Time: 0938	Sampling Date: 11/1/22
Sample I.D.: MW-20 (MID)	Laboratory: Alpha Analytical
Analyzed for: TPHg TPHfp VOC's MTBE	Other: See C.O.C
Equipment Blank I.D.: @ Time	Duplicate I.D.:

LOW FLOW WELL MONITORING DATA SHEET

Project #: 221031-BL1	Client: Jacobs Norwalk KMEP
Sampler: BL	Start Date: 11/1/22
Well I.D.: MW-21 (MID)	Well Diameter: 2 3 (4) 6 8 ___
Total Well Depth: 62.20	Depth to Water: Pre: 37.68 Post: 37.70
Depth to Free Product: —	Thickness of Free Product (feet): —
Referenced to: (PVC) Grade	Flow Cell Type: YSI ~~556~~ Pro Plus

Purge Method: 2" Grundfos Pump Peristaltic Pump (Bladder Pump)
Sampling Method: (Dedicated) Tubing New Tubing Other ___

Start Purge Time: 1201 Flow Rate: 200mL/min Pump Depth: 60'

Time	Temp. (°C or °F)	pH	Cond. (mS/cm or µS/cm)	Turbidity (NTUs)	D.O. (mg/L)	ORP (mV)	Water Removed (gals. or mL)	Depth to water
1204	23.0	7.72	1949	8	0.90	-54.9	600	37.69
1207	23.0	7.59	1965	8	0.70	-65.0	1200	37.69
1210	22.9	7.49	1965	9	0.60	-67.5	1800	37.70
1213	22.9	7.44	1960	8	0.59	-69.3	2400	37.70
1216	22.9	7.42	1957	8	0.60	-70.9	3000	37.70
1219	22.9	7.42	1955	8	0.59	-71.8	3600	37.70

Did well dewater? Yes (No) Amount actually evacuated: 3600mL

Sampling Time: 1220 Sampling Date: 11/1/22

Sample I.D.: MW-21 (MID) Laboratory: Alpha Analytical

Analyzed for: TPHg TPHfp VOC's MTBE Other: See COC

Equipment Blank I.D.: @ Time Duplicate I.D.: DUP-1 @ - -

LOW FLOW WELL MONITORING DATA SHEET

Project #: 221031-BL1	Client: Jacobs Norwalk KMEP
Sampler: BL	Start Date: 11/4/22
Well I.D.: MW-0-2	Well Diameter: 2 3 4 (6) 8 ____
Total Well Depth: 41.51	Depth to Water: Pre: 33.44 Post: 33.60
Depth to Free Product: —	Thickness of Free Product (feet): —
Referenced to: (PVC) Grade	Flow Cell Type: YSI ~~556~~ Pro Plus

Purge Method: 2" Grundfos Pump | Peristaltic Pump | (Bladder Pump)
Sampling Method: (Dedicated) Tubing | New Tubing | Other ____

Start Purge Time: 1039 Flow Rate: 200mL/min Pump Depth: 40'

Time	Temp. (°C or °F)	pH	Cond. (mS/cm or µS/cm)	Turbidity (NTUs)	D.O. (mg/L)	ORP (mV)	Water Removed (gals. or mL)	Depth to water
1042	21.6	7.38	1799	6	0.67	-89.1	600	33.60
1045	22.6	7.22	1814	5	0.42	-127.2	1200	33.60
1048	22.9	7.19	1825	5	0.32	-151.7	1800	33.60
1051	23.1	7.17	1823	5	0.34	-164.2	2400	33.60
1054	23.1	7.17	1824	5	0.32	-173.6	3000	33.60
1057	23.2	7.15	1824	5	0.39	-180.6	3600	33.60
1100 to	23.2	7.17	1820	5	0.44	-184.6	4200	33.60
1103	23.2	7.15	1820	5	0.47	-188.9	4800	33.60

Did well dewater? Yes (No) Amount actually evacuated: 4800mL

Sampling Time: 1104 Sampling Date: 11/4/22

Sample I.D.: MW-0-2 Laboratory: Alpha Analytical

Analyzed for: TPHg TPHfp VOC's MTBE Other: See C.O.C

Equipment Blank I.D.: @ Time Duplicate I.D.:

LOW FLOW WELL MONITORING DATA SHEET

Project #: 220371 - BL-1	Client: KMEP
Sampler: TT	Start Date: 11/04/12
Well I.D.: MW-5F-1	Well Diameter: 2 3 4 (6) 8 ~~5~~ (D)
Total Well Depth: 41.17	Depth to Water: Pre: 38.68 Post: 38.80
Depth to Free Product: —	Thickness of Free Product (feet): —
Referenced to: (PVC) Grade	Flow Cell Type: YSI 556

Purge Method: 2" Grundfos Pump | Peristaltic Pump | Bladder Pump ✓
Sampling Method: Dedicated Tubing ✓ | New Tubing | Other

Start Purge Time: 0840 Flow Rate: 200 mL/min Pump Depth: 41'

Time	Temp. (°C or °F)	pH	Cond. (mS/cm or µS/cm)	Turbidity (NTUs)	D.O. (mg/L)	ORP (mV)	Water Removed (gals. or mL)	Depth to water
0843	23.4	7.12	1923	44	0.44	-77.8	600	38.80
0846	24.0	6.99	1928	29	0.77	-118.9	1200	38.80
0849	24.0	6.94	1932	20	0.31	-130.2	1800	38.80
0852	24.1	6.90	1925	13	0.30	-135.6	2400	38.80
0855	24.1	6.88	1926	12	0.29	-138.5	3000	38.80
0858	24.1	6.87	1923	12	0.28	-140.3	3600	38.80

Did well dewater? Yes (No) Amount actually evacuated: 3600mL

Sampling Time: 0859 Sampling Date: 11/04/12

Sample I.D.: MW-5F-1 Laboratory: Alpha Analytical

Analyzed for: TPHg TPHfp VOC's MTBE (Other:) see C.O.C.

Equipment Blank I.D.: @ Time Duplicate I.D.:

LOW FLOW WELL MONITORING DATA SHEET

Project #: 220531 - BL1	Client: KMEP
Sampler: TD	Start Date: 11/04/22
Well I.D.: MW-SF-4	Well Diameter: 2 3 (4) 6 8 ___
Total Well Depth: 40.32	Depth to Water: Pre: 38.97 Post: 39.10
Depth to Free Product: —	Thickness of Free Product (feet): —
Referenced to: (PVC) Grade	Flow Cell Type: YSI 556

Purge Method: 2" Grundfos Pump | Peristaltic Pump | Bladder Pump ✓
Sampling Method: Dedicated Tubing ✓ | New Tubing | Other ___

Start Purge Time: 0918 Flow Rate: 200mL/min Pump Depth: 40'

Time	Temp. (°C or °F)	pH	Cond. (mS/cm or (µS/cm))	Turbidity (NTUs)	D.O. (mg/L)	ORP (mV)	Water Removed (gals. or (mL))	Depth to water
0921	23.1	7.06	2125	30	0.51	-14.1	600	39.10
0924	23.1	7.05	2146	25	0.42	-72.0	1200	39.10
0927	23.4	7.04	2143	23	0.33	-93.2	1800	39.10
0930	23.3	7.03	2157	20	0.31	-106.2	2400	39.10
0933	23.6	7.03	2158	20	0.30	-110.4	3000	39.10
0936	23.5	7.02	2163	19	0.30	-113.2	3600	39.10

Did well dewater? Yes (No) Amount actually evacuated: 3600mL

Sampling Time: 0937 Sampling Date: 11/04/22

Sample I.D.: MW-SF-4 Laboratory: Alpha Analytical

Analyzed for: TPHg TPHfp VOC's MTBE (Other:) See C.O.C.

Equipment Blank I.D.: @ Time Duplicate I.D.:

LOW FLOW WELL MONITORING DATA SHEET

Project #: 221031-BL1	Client: Jacobs Norwalk KMEP
Sampler: BL	Start Date: 10/31/22
Well I.D.: MW-6F-5	Well Diameter: 2 3 4 6 8 ___
Total Well Depth: 38.19	Depth to Water: Pre: DRY Post:
Depth to Free Product:	Thickness of Free Product (feet):
Referenced to: PVC Grade	Flow Cell Type: YSI 556

Purge Method: 2" Grundfos Pump Peristaltic Pump Bladder Pump
Sampling Method: Dedicated Tubing New Tubing Other ____

Start Purge Time: ____ Flow Rate: ____ Pump Depth: ____

Time	Temp. (°C or °F)	pH	Cond. (mS/cm or µS/cm)	Turbidity (NTUs)	D.O. (mg/L)	ORP (mV)	Water Removed (gals. or mL)	Depth to water
			- Well is dry -					
			- No sample taken -					

Did well dewater? Yes No Amount actually evacuated:

Sampling Time: Sampling Date:

Sample I.D.: Laboratory: Alpha Analytical

Analyzed for: TPHg TPHfp VOC's MTBE Other:

Equipment Blank I.D.: @ Time Duplicate I.D.:

LOW FLOW WELL MONITORING DATA SHEET

Project #: 221031-BL1	Client: Jacobs Norwalk KMEP
Sampler: BL	Start Date: 11/4/22
Well I.D.: MW-SF-6	Well Diameter: 2 3 (4) 6 8 ____
Total Well Depth: 41.12	Depth to Water: Pre: 36.46 Post: 36.72
Depth to Free Product: —	Thickness of Free Product (feet): —
Referenced to: (PVC) Grade	Flow Cell Type: YSI ~~556~~ Pro Plus

Purge Method: 2" Grundfos Pump | Peristaltic Pump | (Bladder Pump)
Sampling Method: (Dedicated Tubing) | New Tubing | Other ____

Start Purge Time: 0747 Flow Rate: 200mL/min Pump Depth: 40'

Time	Temp. (°C or °F)	pH	Cond. (mS/cm or µS/cm)	Turbidity (NTUs)	D.O. (mg/L)	ORP (mV)	Water Removed (gals. or (mL))	Depth to water
0750	23.0	6.94	2643	41	3.99	-52.2	600	36.70
0753	23.3	6.99	2639	34	1.87	-79.2	1200	36.71
0756	23.4	7.01	2636	27	1.66	-85.8	1800	36.71
0759	23.6	7.01	2630	24	1.63	-92.4	2400	36.71
0802	23.7	7.02	2623	22	1.56	-99.6	3000	36.72
0805	23.7	7.01	2611	21	1.50	-105.6	3600	36.72
0808	23.7	7.01	2608	21	1.44	-108.9	4200	36.72

Did well dewater? Yes (No)	Amount actually evacuated: 4200mL
Sampling Time: 0809	Sampling Date: 11/4/22
Sample I.D.: MW-SF-6	Laboratory: Alpha Analytical
Analyzed for: TPHg TPHfp VOC's MTBE	Other: See C.O.C
Equipment Blank I.D.: @ Time	Duplicate I.D.:

LOW FLOW WELL MONITORING DATA SHEET

Project #: 221031-BL1	Client: Jacobs Norwalk KMEP
Sampler: BL	Start Date: 10/31/22
Well I.D.: MW-SF-10	Well Diameter: 2 3 4 6 8 ___
Total Well Depth: 29.41	Depth to Water: Pre: Dry Post:
Depth to Free Product:	Thickness of Free Product (feet):
Referenced to: PVC Grade	Flow Cell Type: YSI 556

Purge Method: 2" Grundfos Pump Peristaltic Pump Bladder Pump
Sampling Method: Dedicated Tubing New Tubing Other_____

Start Purge Time:_____ Flow Rate: _____ Pump Depth:_____

Time	Temp. (°C or °F)	pH	Cond. (mS/cm or µS/cm)	Turbidity (NTUs)	D.O. (mg/L)	ORP (mV)	Water Removed (gals. or mL)	Depth to water
			- Well is dry -					
			- No sample taken -					

Did well dewater? Yes No Amount actually evacuated:

Sampling Time: Sampling Date:

Sample I.D.: Laboratory: Alpha Analytical

Analyzed for: TPHg TPHfp VOC's MTBE Other:

Equipment Blank I.D.: @ Time Duplicate I.D.:

LOW FLOW WELL MONITORING DATA SHEET

Project #: 221031-BL1	Client: Jacobs Norwalk KMEP
Sampler: BL	Start Date: 11/4/22
Well I.D.: MW-SF-13	Well Diameter: 2 3 (4) 6 8 ____
Total Well Depth: 38.61	Depth to Water: Pre: 33.31 Post: 33.40
Depth to Free Product: —	Thickness of Free Product (feet): —
Referenced to: (PVC) Grade	Flow Cell Type: YSI ~~556~~ Pro Plus

Purge Method: 2" Grundfos Pump | Peristaltic Pump | (Bladder Pump)
Sampling Method: (Dedicated) Tubing | New Tubing | Other ____

Start Purge Time: 0916 Flow Rate: 200mL/min Pump Depth: 37'

Time	Temp. (°C or °F)	pH	Cond. (mS/cm or µS/cm)	Turbidity (NTUs)	D.O. (mg/L)	ORP (mV)	Water Removed (gals. or (mL))	Depth to water
0919	22.9	7.34	2598	5	0.54	-186.1	600	33.40
0922	23.0	7.32	2603	3	0.49	-199.8	1200	33.40
0925	23.1	7.31	2605	3	0.41	-214.8	1800	33.40
0928	23.3	7.31	2604	4	0.51	-223.4	2400	33.40
0931	23.3	7.32	2605	3	0.37	-232.1	3000	33.40
0934	23.2	7.31	2599	3	0.41	-236.2	3600	33.40
0937	23.3	7.31	2591	3	0.39	-239.3	4200	33.40
0940	23.3	7.31	2592	3	0.40	-238.2	4800	33.40

Did well dewater? Yes (No) Amount actually evacuated: 4800mL

Sampling Time: 0941 Sampling Date: 11/4/22

Sample I.D.: MW-SF-13 Laboratory: Alpha Analytical

Analyzed for: TPHg TPHfp VOC's MTBE Other: See C.O.C

Equipment Blank I.D.: @ Time Duplicate I.D.:

LOW FLOW WELL MONITORING DATA SHEET

Project #: 221031-BL1	Client: Jacobs Norwalk KMEP
Sampler: BL	Start Date: 10/31/22
Well I.D.: MW-5F-14	Well Diameter: 2 3 4 6 8 ____
Total Well Depth: 35.88	Depth to Water: Pre: DRY Post:
Depth to Free Product:	Thickness of Free Product (feet):
Referenced to: PVC Grade	Flow Cell Type: YSI 556

Purge Method: 2" Grundfos Pump Peristaltic Pump Bladder Pump
Sampling Method: Dedicated Tubing New Tubing Other ____

Start Purge Time: ____ Flow Rate: ____ Pump Depth: ____

Time	Temp. (°C or °F)	pH	Cond. (mS/cm or µS/cm)	Turbidity (NTUs)	D.O. (mg/L)	ORP (mV)	Water Removed (gals. or mL)	Depth to water
			- Well is dry -					
			- No sample taken -					

Did well dewater? Yes No Amount actually evacuated:

Sampling Time: Sampling Date:

Sample I.D.: Laboratory: Alpha Analytical

Analyzed for: TPHg TPHfp VOC's MTBE Other:

Equipment Blank I.D.: @ Time Duplicate I.D.:

LOW FLOW WELL MONITORING DATA SHEET

Project #: 221031-BL1	Client: Jacobs Norwalk KMEP
Sampler: BL	Start Date: 11/4/22
Well I.D.: MW-SF-15	Well Diameter: 2 3 (4) 6 8 ___
Total Well Depth: 43.61	Depth to Water: Pre: 38.07 Post: 38.15
Depth to Free Product: —	Thickness of Free Product (feet): —
Referenced to: (PVC) Grade	Flow Cell Type: YSI ~~556~~ Pro Plus

Purge Method: 2" Grundfos Pump | Peristaltic Pump | (Bladder Pump)
Sampling Method: (Dedicated Tubing) | New Tubing | Other ___

Start Purge Time: 0834 Flow Rate: 200mL/min Pump Depth: 42'

Time	Temp. (°C or °F)	pH	Cond. (mS/cm or µS/cm)	Turbidity (NTUs)	D.O. (mg/L)	ORP (mV)	Water Removed (gals. or mL)	Depth to water
0837	25.0	7.26	2170	9	0.60	-97.1	600	38.11
0840	25.1	7.24	2195	8	0.41	-112.2	1200	38.15
0843	24.7	7.30	2212	7	0.37	-118.0	1800	38.15
0846	25.0	7.32	2228	6	0.40	-121.2	2400	38.15
0849	25.2	7.33	2235	6	0.40	-123.7	3000	38.15
0852	25.2	7.33	2239	5	0.40	-126.1	3600	38.15

Did well dewater? Yes (No) Amount actually evacuated: 3600mL

Sampling Time: 0853 Sampling Date: 11/4/22

Sample I.D.: MW-SF-15 Laboratory: Alpha Analytical

Analyzed for: TPHg TPHfp VOC's MTBE Other: See C.O.C

Equipment Blank I.D.: @ Time Duplicate I.D.:

LOW FLOW WELL MONITORING DATA SHEET

Project #: 221031-BL1	Client: Jacobs Norwalk KMEP
Sampler: BL	Start Date: 10/31/22
Well I.D.: MW-SF-16	Well Diameter: 2 3 4 6 8 ____
Total Well Depth: 33.17	Depth to Water: Pre: DRY Post:
Depth to Free Product:	Thickness of Free Product (feet):
Referenced to: PVC Grade	Flow Cell Type: YSI 556

Purge Method: 2" Grundfos Pump Peristaltic Pump Bladder Pump
Sampling Method: Dedicated Tubing New Tubing Other_____

Start Purge Time:_____ Flow Rate: _____ Pump Depth:_____

Time	Temp. (°C or °F)	pH	Cond. (mS/cm or µS/cm)	Turbidity (NTUs)	D.O. (mg/L)	ORP (mV)	Water Removed (gals. or mL)	Depth to water
			+ Well is dry +					
			+ No sample taken +					

Did well dewater? Yes No Amount actually evacuated:

Sampling Time: Sampling Date:

Sample I.D.: Laboratory: Alpha Analytical

Analyzed for: TPHg TPHfp VOC's MTBE Other:

Equipment Blank I.D.: @ Time Duplicate I.D.:

LOW FLOW WELL MONITORING DATA SHEET

Project #: 221031 - BL1	Client: KMEP
Sampler: TT	Start Date: 11/01/22
Well I.D.: PW-3	Well Diameter: 2 3 (4) 6 8 ___
Total Well Depth: 49.88	Depth to Water: Pre: 33.86 Post: 33.90
Depth to Free Product: —	Thickness of Free Product (feet): —
Referenced to: (PVC) Grade	Flow Cell Type: YSI 556

Purge Method: 2" Grundfos Pump | Peristaltic Pump | Bladder Pump ✓
Sampling Method: Dedicated Tubing ✓ | New Tubing | Other ___

Start Purge Time: 1239 Flow Rate: 200mL/min Pump Depth: 48'

Time	Temp. (°C or °F)	pH	Cond. (mS/cm or µS/cm)	Turbidity (NTUs)	D.O. (mg/L)	ORP (mV)	Water Removed (gals. or mL)	Depth to water
1242	22.5	7.38	1666	16	0.39	-32.4	600	33.90
1245	22.6	7.34	1668	12	0.33	-33.6	1200	33.90
1248	22.5	7.32	1662	10	0.30	-103.8	1800	33.90
1251	22.5	7.29	1669	9	0.27	-119.8	2400	33.90
1254	22.5	7.27	1677	9	0.26	-123.7	3000	33.90
1257	22.4	7.25	1675	9	0.25	-125.9	3600	33.90

Did well dewater? Yes (No) Amount actually evacuated: 3600mL

Sampling Time: 1258 Sampling Date: 11/01/22

Sample I.D.: PW-3 Laboratory: Alpha Analytical

Analyzed for: TPHg TPHfp VOC's MTBE (Other): See COC.

Equipment Blank I.D.: @ Time Duplicate I.D.:

LOW FLOW WELL MONITORING DATA SHEET

Project #: 221031 - BL1	Client: KMEP
Sampler: TT	Start Date: 11/04/22
Well I.D.: PZ-2	Well Diameter: 2 3 (4) 6 8 ___
Total Well Depth: 48.91	Depth to Water: Pre: 34.03 Post: 34.10
Depth to Free Product: —	Thickness of Free Product (feet): —
Referenced to: (PVC) Grade	Flow Cell Type: YSI 556

Purge Method: 2" Grundfos Pump | Peristaltic Pump | Bladder Pump ✓

Sampling Method: Dedicated Tubing ✓ | New Tubing | Other ___

Start Purge Time: 0732 Flow Rate: 200mL/min Pump Depth: 47'

Time	Temp. (°C or °F)	pH	Cond. (mS/cm or µS/cm)	Turbidity (NTUs)	D.O. (mg/L)	ORP (mV)	Water Removed (gals. or mL)	Depth to water
0735	22.1	7.61	3062	155	0.38	29.5	600	34.10
0738	22.7	7.50	3086	33	0.28	-11.1	1200	34.10
0741	22.5	7.42	3080	21	0.27	-94.2	1800	34.10
0744	22.8	7.37	3088	20	0.26	-94.9	2400	34.10
0747	23.0	7.33	3078	19	0.24	-93.0	3000	34.10
0750	23.2	7.32	3063	19	0.24	-95.2	3600	34.10

Did well dewater? Yes (No) Amount actually evacuated: 3600mL

Sampling Time: 0751 Sampling Date: 11/04/22

Sample I.D.: PZ-2 Laboratory: Alpha Analytical

Analyzed for: TPHg TPHfp VOC's MTBE (Other) See C.O.C.

Equipment Blank I.D.: @ Time Duplicate I.D.: DUP-5 @ —

Trip Blank: TB-8 @ 0705

LOW FLOW WELL MONITORING DATA SHEET

Project #: 221031-BL1	Client: Jacobs Norwalk KMEP
Sampler: BL	Start Date: 11/3/22
Well I.D.: P2-5	Well Diameter: 2 3 (4) 6 8 ___
Total Well Depth: 37.70	Depth to Water: Pre: 34.11 Post: 34.35
Depth to Free Product: —	Thickness of Free Product (feet): —
Referenced to: (PVC) Grade	Flow Cell Type: YSI ~~556~~ Pro Plus

Purge Method: 2" Grundfos Pump | Peristaltic Pump | (Bladder Pump)
Sampling Method: (Dedicated Tubing) | New Tubing | Other ___

Start Purge Time: 0917 Flow Rate: 100mL/min Pump Depth: 36'

Time	Temp. (°C or °F)	pH	Cond. (mS/cm or (µS/cm))	Turbidity (NTUs)	D.O. (mg/L)	ORP (mV)	Water Removed (gals. or (mL))	Depth to water
0920	19.5	7.61	1872	16	0.91	-168.8	300	34.28
0923	19.7	7.49	1888	13	1.04	-167.0	600	34.30
0926	19.9	7.43	1897	12	1.41	-165.9	900	34.32
0929	19.9	7.41	1896	12	1.36	-166.0	1200	34.35
0932	19.9	7.40	1900	11	1.34	-165.5	1500	34.35
0935	19.9	7.40	1903	11	1.33	165.6	1800	34.35

Did well dewater? Yes (No) Amount actually evacuated: 1800mL

Sampling Time: 0936 Sampling Date: 11/3/22

Sample I.D.: P2-5 Laboratory: Alpha Analytical

Analyzed for: TPHg TPHfp VOC's MTBE Other: See C.O.C

Equipment Blank I.D.: @ Time Duplicate I.D.: DUP-3 @ — —

LOW FLOW WELL MONITORING DATA SHEET

Project #: 221031-BL1	Client: Jacobs Norwalk KMEP
Sampler: BL	Start Date: 10/31/22
Well I.D.: PZ-10	Well Diameter: 2 3 4 6 8 ___
Total Well Depth: 27.55	Depth to Water: Pre: DRY Post:
Depth to Free Product:	Thickness of Free Product (feet):
Referenced to: PVC Grade	Flow Cell Type: YSI 556

Purge Method: 2" Grundfos Pump Peristaltic Pump Bladder Pump
Sampling Method: Dedicated Tubing New Tubing Other_____

Start Purge Time:_____ Flow Rate: _____ Pump Depth:_____

Time	Temp. (°C or °F)	pH	Cond. (mS/cm or µS/cm)	Turbidity (NTUs)	D.O. (mg/L)	ORP (mV)	Water Removed (gals. or mL)	Depth to water
			- Well is dry -					
			- No sample taken -					

Did well dewater? Yes No Amount actually evacuated:

Sampling Time: Sampling Date:

Sample I.D.: Laboratory: Alpha Analytical

Analyzed for: TPHg TPHfp VOC's MTBE Other:

Equipment Blank I.D.: @ Time Duplicate I.D.:

LOW FLOW WELL MONITORING DATA SHEET

Project #: 220731 - BL1	Client: KMEP
Sampler: TT	Start Date: 11/02/22
Well I.D.: WCW-2	Well Diameter: 2 3 (4) 6 8 ___
Total Well Depth: 52.19	Depth to Water: Pre: 36.12 Post: 36.22
Depth to Free Product: —	Thickness of Free Product (feet): —
Referenced to: (PVC) Grade	Flow Cell Type: YSI 556

Purge Method: 2" Grundfos Pump | Peristaltic Pump | Bladder Pump ✓
Sampling Method: Dedicated Tubing ✓ | New Tubing | Other ___

Start Purge Time: 1047 Flow Rate: 200mL/min Pump Depth: 50'

Time	Temp. (°C or °F)	pH	Cond. (mS/cm or µS/cm)	Turbidity (NTUs)	D.O. (mg/L)	ORP (mV)	Water Removed (gals. or mL)	Depth to water
1050	20.8	7.47	2320	60	3.86	95.8	600	36.20
1053	20.8	7.49	2323	52	3.03	98.4	1200	36.22
1056	20.9	7.48	2323	52	2.85	99.9	1800	36.22
1059	20.9	7.47	2326	51	2.75	101.1	2400	36.22
1102	20.9	7.47	2322	50	2.60	103.4	3000	36.22
1105	21.0	7.46	2321	50	2.51	104.0	3600	36.22

Did well dewater? Yes (No) Amount actually evacuated: 3600 mL

Sampling Time: 1106 Sampling Date: 11/02/22

Sample I.D.: WCW-2 Laboratory: Alpha Analytical

Analyzed for: TPHg TPHfp VOC's MTBE (Other:) see C.O.C.

Equipment Blank I.D.: @ Time Duplicate I.D.:

LOW FLOW WELL MONITORING DATA SHEET

Project #: 221031-B2J	Client: KMEP
Sampler: TT	Start Date: 11/02/22
Well I.D.: WCW-3	Well Diameter: 2 3 (4) 6 8 ___
Total Well Depth: 50.49	Depth to Water: Pre: 37.17 Post: 37.30
Depth to Free Product: —	Thickness of Free Product (feet): —
Referenced to: (PVC) Grade	Flow Cell Type: YSI 556

Purge Method: 2" Grundfos Pump | Peristaltic Pump | Bladder Pump ✓

Sampling Method: Dedicated Tubing ✓ | New Tubing | Other ___

Start Purge Time: 1120 Flow Rate: 200mL/min Pump Depth: 48'

Time	Temp. (°C or °F)	pH	Cond. (mS/cm or µS/cm)	Turbidity (NTUs)	D.O. (mg/L)	ORP (mV)	Water Removed (gals. or mL)	Depth to water
1123	22.7	7.46	4606	13	0.61	112.0	600	37.30
1126	22.5	7.34	4623	10	0.58	112.0	1200	37.30
1129	22.4	7.27	4633	9	0.57	111.2	1800	37.30
1132	22.4	7.22	4635	6	0.55	110.1	2400	37.30
1135	22.4	7.18	4632	5	0.53	109.0	3000	37.30
1138	22.5	7.14	4635	5	0.53	108.1	3600	37.30

Did well dewater? Yes (No) Amount actually evacuated: 3600mL

Sampling Time: 1139 Sampling Date: 11/02/22

Sample I.D.: WCW-3 Laboratory: Alpha Analytical

Analyzed for: TPHg TPHfp VOC's MTBE (Other:) See C.O.C.

Equipment Blank I.D.: @ Time Duplicate I.D.:

LOW FLOW WELL MONITORING DATA SHEET

Project #: 221031 - BL1	Client: KMEP
Sampler: T	Start Date: 11/03/22
Well I.D.: WCW-4	Well Diameter: 2 3 (4) 6 8 ___
Total Well Depth: 51.60	Depth to Water: Pre: 39.43 Post: 39.58
Depth to Free Product: —	Thickness of Free Product (feet): —
Referenced to: (PVC) Grade	Flow Cell Type: YSI 556

Purge Method: 2" Grundfos Pump | Peristaltic Pump | Bladder Pump ✓
Sampling Method: Dedicated Tubing ✓ | New Tubing | Other ___

Start Purge Time: 1306 Flow Rate: 200mL/min Pump Depth: 49'

Time	Temp. (°C or °F)	pH	Cond. (mS/cm or µS/cm)	Turbidity (NTUs)	D.O. (mg/L)	ORP (mV)	Water Removed (gals. or mL)	Depth to water
1309	22.7	7.42	3051	43	0.55	69.2	600	39.58
1312	22.5	7.38	3086	29	0.51	59.3	1200	39.58
1315	22.4	7.36	3100	27	0.36	41.1	1800	39.58
1318	22.6	7.34	3093	23	0.33	16.3	2400	39.58
1321	22.6	7.33	3088	22	0.31	11.3	3000	39.58
1324	22.5	7.32	3094	22	0.30	9.6	3600	39.58

Did well dewater? Yes (No) Amount actually evacuated: 3600 mL

Sampling Time: 1325 Sampling Date: 11/03/22

Sample I.D.: WCW-4 Laboratory: Alpha Analytical

Analyzed for: TPHg TPHfp VOC's MTBE (Other:) See COC.

Equipment Blank I.D.: EB-6 @ Time 1334 Duplicate I.D.:

LOW FLOW WELL MONITORING DATA SHEET

Project #: 221031 - 3L1	Client: KMEP
Sampler: TT	Start Date: 11/03/22
Well I.D.: WCW-5	Well Diameter: 2 3 (4) 6 8 ___
Total Well Depth: 50.07	Depth to Water: Pre: 33.74 Post: 33.90
Depth to Free Product: —	Thickness of Free Product (feet): —
Referenced to: (PVC) Grade	Flow Cell Type: YSI 556

Purge Method: 2" Grundfos Pump Peristaltic Pump Bladder Pump ✓
Sampling Method: Dedicated Tubing ✓ New Tubing Other ___

Start Purge Time: 1008 Flow Rate: 200mL/min Pump Depth: 47'

Time	Temp. (°C or °F)	pH	Cond. (mS/cm or (µS/cm))	Turbidity (NTUs)	D.O. (mg/L)	ORP (mV)	Water Removed (gals. or (mL))	Depth to water
1011	21.5	7.33	2404	33	1.09	79.3	600	33.90
1014	21.5	7.30	2449	30	1.01	76.2	1200	33.90
1017	21.3	7.28	2458	25	1.00	76.9	1800	33.90
1020	21.6	7.26	2454	24	0.99	77.1	2400	33.90
1023	21.5	7.25	2446	23	0.96	76.9	3000	33.90
1026	21.5	7.24	2450	23	0.93	76.0	3600	33.90

Did well dewater? Yes (No) Amount actually evacuated: 3600mL

Sampling Time: 1027 Sampling Date: 11/03/22

Sample I.D.: WCW-5 Laboratory: Alpha Analytical

Analyzed for: TPHg TPHfp VOC's MTBE (Other:) see C.O.C.

Equipment Blank I.D.: @ Time Duplicate I.D.:

LOW FLOW WELL MONITORING DATA SHEET

Project #: 221031 - B2	Client: KMEP
Sampler: H	Start Date: 11/02/22
Well I.D.: MCW-6	Well Diameter: 2 3 (4) 6 8 ___
Total Well Depth: 50.94	Depth to Water: Pre: 35.84 Post: 36.11
Depth to Free Product: —	Thickness of Free Product (feet): —
Referenced to: (PVC) Grade	Flow Cell Type: YSI 556

Purge Method: 2" Grundfos Pump | Peristaltic Pump | Bladder Pump ✓
Sampling Method: Dedicated Tubing ✓ | New Tubing | Other ___

Start Purge Time: 1015 Flow Rate: 200mL/min Pump Depth: 48'

Time	Temp. (°C or °F)	pH	Cond. (mS/cm or µS/cm)	Turbidity (NTUs)	D.O. (mg/L)	ORP (mV)	Water Removed (gals. or mL)	Depth to water
1018	21.4	7.30	2495	148	0.66	-14.3	600	36.11
1021	21.5	7.23	2447	129	0.60	-46.3	1200	36.11
1024	21.6	7.16	2451	106	0.51	-96.3	1800	36.11
1027	21.7	7.13	2446	98	0.48	-103.1	2400	36.11
1030	21.9	7.10	2442	93	0.43	-113.6	3000	36.11
1033	21.9	7.08	2443	90	0.41	-116.6	3600	36.11

Did well dewater? Yes (No) Amount actually evacuated: 3600mL

Sampling Time: 1034 Sampling Date: 11/02/22

Sample I.D.: MCW-6 Laboratory: Alpha Analytical

Analyzed for: TPHg TPHfp VOC's MTBE (Other:) See C.O.C.

Equipment Blank I.D.: @ Time Duplicate I.D.:

LOW FLOW WELL MONITORING DATA SHEET

Project #: 221031-BL1	Client: Jacobs Norwalk KMEP
Sampler: BL	Start Date: 10/31/22
Well I.D.: WCW-7	Well Diameter: 2 3 4 6 8 ____
Total Well Depth:	Depth to Water: Pre: Post:
Depth to Free Product:	Thickness of Free Product (feet):
Referenced to: PVC Grade	Flow Cell Type: YSI 556

Purge Method: 2" Grundfos Pump Peristaltic Pump Bladder Pump
Sampling Method: Dedicated Tubing New Tubing Other_____

Start Purge Time:_____ Flow Rate:_____ Pump Depth:_____

Time	Temp. (°C or °F)	pH	Cond. (mS/cm or µS/cm)	Turbidity (NTUs)	D.O. (mg/L)	ORP (mV)	Water Removed (gals. or mL)	Depth to water
		- Roots - Obstruction -						
		- NO sample taken -						

Did well dewater? Yes No Amount actually evacuated:

Sampling Time: Sampling Date:

Sample I.D.: Laboratory: Alpha Analytical

Analyzed for: TPHg TPHfp VOC's MTBE Other:

Equipment Blank I.D.: @ Time Duplicate I.D.:

LOW FLOW WELL MONITORING DATA SHEET

Project #: 221031 - BL1	Client: KMEP
Sampler: TT	Start Date: 11/03/22
Well I.D.: WCW-8	Well Diameter: 2 3 (4) 6 8 ___
Total Well Depth: 51.43	Depth to Water: Pre: 38.27 Post: 38.40
Depth to Free Product: —	Thickness of Free Product (feet): —
Referenced to: (PVC) Grade	Flow Cell Type: YSI 556

Purge Method: 2" Grundfos Pump | Peristaltic Pump | Bladder Pump ✓
Sampling Method: Dedicated Tubing ✓ | New Tubing | Other ___

Start Purge Time: 1230 Flow Rate: 200mL/min Pump Depth: 48'

Time	Temp. (°C or °F)	pH	Cond. (mS/cm or (µS/cm))	Turbidity (NTUs)	D.O. (mg/L)	ORP (mV)	Water Removed (gals. or (mL))	Depth to water
1233	22.4	7.53	1991	24	0.58	63.3	600	38.40
1236	22.9	7.50	1997	18	0.53	62.1	1200	38.40
1239	22.6	7.53	1999	10	0.50	58.7	1800	38.40
1242	22.8	7.50	1982	9	0.48	54.2	2400	38.40
1245	22.8	7.52	1979	9	0.46	54.9	3000	38.40
1248	22.7	7.51	1974	9	0.45	55.8	3600	38.40

Did well dewater? Yes (No) Amount actually evacuated: 3600mL

Sampling Time: 1249 Sampling Date: 11/03/22

Sample I.D.: WCW-8 Laboratory: Alpha Analytical

Analyzed for: TPHg TPHfp VOC's MTBE (Other:) See C.O.C.

Equipment Blank I.D.: @ Time Duplicate I.D.:

LOW FLOW WELL MONITORING DATA SHEET

Project #: 221031 - BL1	Client: KMEP
Sampler: ++	Start Date: 11/03/22
Well I.D.: WCW-12	Well Diameter: 2 3 (4) 6 8 ___
Total Well Depth: 11/03/22: 59.75 ~~57.54~~ ✓✓	Depth to Water: Pre: 37.94 Post: 38.18
Depth to Free Product: —	Thickness of Free Product (feet): —
Referenced to: (PVC) Grade	Flow Cell Type: YSI 556

Purge Method: 2" Grundfos Pump | Peristaltic Pump | Bladder Pump ✓
Sampling Method: Dedicated Tubing ✓ | New Tubing | Other ___

Start Purge Time: 1046 Flow Rate: 200mL/min Pump Depth: 55'

Time	Temp. (°C or °F)	pH	Cond. (mS/cm or µS/cm)	Turbidity (NTUs)	D.O. (mg/L)	ORP (mV)	Water Removed (gals. or (mL))	Depth to water
1049	20.7	7.63	1891	67	0.43	74.3	600	38.14
1052	21.0	7.54	1861	51	0.40	73.6	1200	38.18
1055	21.0	7.49	1853	48	0.38	75.1	1800	38.18
1058	21.1	7.45	1848	46	0.32	75.6	2400	38.18
1101	21.0	7.43	1846	46	0.31	75.4	3000	38.18
1104	21.1	7.41	1845	45	0.30	75.2	3600	38.18

Did well dewater? Yes (No) Amount actually evacuated: 3600 mL

Sampling Time: 1105 Sampling Date: 11/03/22

Sample I.D.: WCW-12 Laboratory: Alpha Analytical

Analyzed for: TPHg TPHfp VOC's MTBE (Other:) See C.O.C.

Equipment Blank I.D.: @ Time Duplicate I.D.:

LOW FLOW WELL MONITORING DATA SHEET

Project #: 221031 - BL1	Client: KMEP
Sampler: IT	Start Date: 11/03/22
Well I.D.: WCW-13	Well Diameter: 2 3 (4) 6 8 ___
Total Well Depth: 60.45	Depth to Water: Pre: 39.76 Post: 39.96
Depth to Free Product: —	Thickness of Free Product (feet): —
Referenced to: (PVC) Grade	Flow Cell Type: YSI 556

Purge Method: 2" Grundfos Pump Peristaltic Pump Bladder Pump ✓
Sampling Method: Dedicated Tubing ✓ New Tubing Other ___

Start Purge Time: 1119 Flow Rate: 200mL/min Pump Depth: 55'

Time	Temp. (°C or °F)	pH	Cond. (mS/cm or µS/cm)	Turbidity (NTUs)	D.O. (mg/L)	ORP (mV)	Water Removed (gals. or mL)	Depth to water
1122	20.4	7.55	1925	14	1.24	71.4	600	39.96
1125	20.4	7.50	1940	13	1.33	76.3	1200	39.96
1128	20.4	7.47	1942	10	1.30	78.0	1800	39.96
1131	20.5	7.47	1944	10	1.29	77.5	2400	39.96
1134	20.4	7.46	1945	9	1.26	77.7	3000	39.96
1137	20.3	7.45	1943	9	1.25	78.1	3600	39.96

Did well dewater? Yes (No) Amount actually evacuated: 3600 mL

Sampling Time: 1138 Sampling Date: 11/03/22

Sample I.D.: WCW-13 Laboratory: Alpha Analytical

Analyzed for: TPHg TPHfp VOC's MTBE (Other) See COC.

Equipment Blank I.D.: @ Time Duplicate I.D.:

LOW FLOW WELL MONITORING DATA SHEET

Project #: 221031 - 3L1	Client: KMEP
Sampler: TT	Start Date: 11/02/22
Well I.D.: WCW - 14	Well Diameter: 2 3 (4) 6 8 ____
Total Well Depth: 58.52	Depth to Water: Pre: 40.61 Post: 40.75
Depth to Free Product: —	Thickness of Free Product (feet): —
Referenced to: (PVC) Grade	Flow Cell Type: YSI 556

Purge Method: 2" Grundfos Pump | Peristaltic Pump | Bladder Pump ✓
Sampling Method: Dedicated Tubing ✓ | New Tubing | Other ____

Start Purge Time: 1238 Flow Rate: 200mL/min Pump Depth: 55'

Time	Temp. (°C or °F)	pH	Cond. (mS/cm or (µS/cm))	Turbidity (NTUs)	D.O. (mg/L)	ORP (mV)	Water Removed (gals. or (mL))	Depth to water
1241	22.7	7.38	2640	238	0.31	117.1	600	40.75
1244	22.3	7.30	2593	232	0.32	118.0	1200	40.75
1247	22.8	7.29	2582	230	0.30	117.0	1800	40.75
1250	22.9	7.28	2592	204	0.30	116.2	2400	40.75
1253	22.9	7.28	2591	177	0.32	116.4	3000	40.75
1256	22.9	7.27	2591	170	0.31	116.4	3600	40.75
1259	22.8	7.26	2592	166	0.29	116.4	4200	40.75

Did well dewater? Yes (No) Amount actually evacuated: ~~3600mL~~ 4200 mL

Sampling Time: ~~1257~~ 1302 Sampling Date: 11/02/22

Sample I.D.: WCW - 14 Laboratory: Alpha Analytical

Analyzed for: TPHg TPHfp VOC's MTBE (Other:) See C.O.C.

Equipment Blank I.D.: @ Time Duplicate I.D.:

LOW FLOW WELL MONITORING DATA SHEET

Project #: 221031-BL1	Client: Jacobs Norwalk KMEP
Sampler: BL	Start Date: 10/31/22
Well I.D.: VEW-1	Well Diameter: 2 3 4 6 8 ___
Total Well Depth: 12.44	Depth to Water: Pre: Dry Post:
Depth to Free Product:	Thickness of Free Product (feet):
Referenced to: PVC Grade	Flow Cell Type: YSI 556

Purge Method: 2" Grundfos Pump Peristaltic Pump Bladder Pump
Sampling Method: Dedicated Tubing New Tubing Other_____

Start Purge Time:_____ Flow Rate: _____ Pump Depth:_____

Time	Temp. (°C or °F)	pH	Cond. (mS/cm or µS/cm)	Turbidity (NTUs)	D.O. (mg/L)	ORP (mV)	Water Removed (gals. or mL)	Depth to water
			- Well is dry -					
			- No sample taken -					

Did well dewater? Yes No Amount actually evacuated:

Sampling Time: Sampling Date:

Sample I.D.: Laboratory: Alpha Analytical

Analyzed for: TPHg TPHfp VOC's MTBE Other:

Equipment Blank I.D.: @ Time Duplicate I.D.:

LOW FLOW WELL MONITORING DATA SHEET

Project #: 221031-BL1	Client: Jacobs Norwalk KMEP
Sampler: BL	Start Date: 10/31/22
Well I.D.: VEW-2	Well Diameter: 2 3 4 6 8 ___
Total Well Depth: 28.69	Depth to Water: Pre: DRY Post:
Depth to Free Product:	Thickness of Free Product (feet):
Referenced to: PVC Grade	Flow Cell Type: YSI 556

Purge Method: 2" Grundfos Pump Peristaltic Pump Bladder Pump
Sampling Method: Dedicated Tubing New Tubing Other_____

Start Purge Time:_____ Flow Rate: _____ Pump Depth:_____

Time	Temp. (°C or °F)	pH	Cond. (mS/cm or µS/cm)	Turbidity (NTUs)	D.O. (mg/L)	ORP (mV)	Water Removed (gals. or mL)	Depth to water
			- Well is dry -					
			- No sample taken -					

Did well dewater? Yes No Amount actually evacuated:

Sampling Time: Sampling Date:

Sample I.D.: Laboratory: Alpha Analytical

Analyzed for: TPHg TPHfp VOC's MTBE Other:

Equipment Blank I.D.: @ Time Duplicate I.D.:

Attachment 7.3-1
Well Inspection Checklist

WELL INSPECTION CHECKLIST
Site - City, County, State

WELL NAME	AS-BUILT TOTAL DEPTH (TD)	ACCESS UNOBSTRUCTED? (Y/N)	WELL EASILY VISIBLE? (Y/N)	VAULT, WELL, OR CASING CLEARLY LABELED? (Y/N)	WELL, VAULT, PAD, OR CASING FREE OF VISIBLE DAMAGE, SCOUR, OR SETTLING? (Y/N)	WELL SECURED PROPERLY WITH WATER-TIGHT WELL CAP AND LOCK? (Y/N)	WELL VAULT DRY AND FREE OF DEBRIS? (Y/N)	TD CONSISTENT WITH AS-BUILT TD? (Y/N)	COMMENTS
HL-3	41.48	Y	Y	Y	Y	Y	Y	Y	
MW-21(MID)	62.20	Y	Y	Y	Y	Y	Y	Y	
MW-7	53.52	Y	Y	Y	Y	Y	Y	Y	
MW-19(MID)	61.95	Y	Y	Y	Y	Y	Y	Y	
PW-1	50.02	Y	Y	Y	Y	Y	Y	Y	
PW-2	45.52	Y	Y	Y	Y	Y	Y	Y	
GWA-1R	52.55	Y	Y	Y	Y	Y	Y	Y	
~~HL-4~~ (BL)									
GMW-26	48.54	Y	Y	Y	Y	Y	Y	Y	
HL-2	39.12	Y	Y	Y	Y	Y	Y	Y	
PW-3	49.88	Y	Y	Y	Y	Y	Y	Y	
GMW-28	49.22	Y	Y	Y	Y	Y	Y	Y	
GMW-29		Y	Y	Y	Y	Y	Y	Y	
GMW-30		Y	Y	Y	Y	Y	Y	Y	
GMW-23		Y	Y	Y	Y	Y	Y	Y	
MW-12	52.00	Y	Y	Y	Y	Y	X	Y	
MW-20(MID)	56.55	Y	Y	Y	Y	Y	Y	Y	
MW-6	52.00	Y	Y	Y	Y	Y	Y	Y	
EXP-2	128.55	Y	Y	Y	Y	Y	Y	Y	
EXP-1	128.91	Y	Y	Y	Y	Y	Y	Y	
PZ-5	37.70	Y	Y	Y	Y	Y	Y	Y	
GMW-D-18	39.70	Y	Y	Y	Y	Y	Y	Y	
GMW-D-24	45.12	Y	Y	Y	Y	Y	Y	Y	2/2 tabs stripped

Performed by: Bruce Lopez

Date Performed: _____

Attachment 7.3-1
Well Inspection Checklist

WELL INSPECTION CHECKLIST
Site - City, County, State

WELL NAME	AS-BUILT TOTAL DEPTH (TD)	ACCESS UNOBSTRUCTED? (Y/N)	WELL EASILY VISIBLE? (Y/N)	VAULT, WELL, OR CASING CLEARLY LABELED? (Y/N)	WELL, VAULT, PAD, OR CASING FREE OF VISIBLE DAMAGE, SCOUR, OR SETTLING? (Y/N)	WELL SECURED PROPERLY WITH WATER-TIGHT WELL CAP AND LOCK? (Y/N)	WELL VAULT DRY AND FREE OF DEBRIS? (Y/N)	TD CONSISTENT WITH AS-BUILT TD? (Y/N)	COMMENTS
6MW-64	39.81	Y	Y	Y	Y	Y	Y	Y	~~Rotorooter~~
EXP-5	113.50	Y	Y	Y	Y	Y	Y	Y	1/2 bolts missing
6MW-0-17	39.70	Y	Y	Y	Y	Y	Y	Y	
6MW-0-5	49.00	Y	Y	Y	Y	Y	Y	Y	
6MW-0-4	49.20	Y	Y	Y	Y	Y	Y	Y	
6MW-0-3	47.88	Y	Y	Y	Y	Y	Y	Y	
6MW-0-2	49.30	Y	Y	Y	Y	Y	Y	Y	
6MW-0-8	49.40	Y	Y	Y	Y	Y	Y	Y	
6MW-0-1	49.20	Y	Y	Y	Y	Y	Y	Y	
6MW-0-9	50.06	Y	Y	Y	Y	Y	Y	Y	2/2 bolts missing
6MW-0-10	50.00	Y	Y	Y	Y	Y	Y	Y	2/2 bolts missing

Performed by: _____ Date Performed: _____

APPENDIX B

LABORATORY REPORTS (CD ROM ONLY)

AMERICAN ANALYTICS

9765 Eton Avenue
Chatsworth
California 91311
Tel: (818) 998-5547
Fax: (818) 998-7258

November 18, 2022

Neil Irish

The Source Group, Inc. (SH)

1962 Freeman Ave.

Signal Hill, CA 90755

Re : DFSP Norwalk GW Sampling / 04-NDLA-013

A5334714 / 2J31010

Enclosed is an analytical report for the above-referenced project. The samples included in this report were received on 10/31/22 16:59 and analyzed in accordance with the attached chain-of-custody.

Unless otherwise noted, all analytical testing was accomplished in accordance with the guidelines established in our Quality Assurance Program Manual, applicable standard operating procedures, and other related documentation. The results in this analytical report are limited to the samples tested and any reproduction thereof must be made in its entirety.

If you have any questions regarding this report or require additional information please call me at American Analytics.

Sincerely,

Viorel Vasile

Operations Manager

LABORATORY ANALYSIS RESULTS

Client: The Source Group, Inc. (SH)
Project No: 04-NDLA-013
Project Name: DFSP Norwalk GW Sampling

AA Project No: A5334714
Date Received: 10/31/22
Date Reported: 11/18/22

Sample ID	Laboratory ID	Matrix	TAT	Date Sampled	Date Received
8260B+OXY+TPHG					
QCTB-1	2J31010-01	Water	5	10/31/22 06:00	10/31/22 16:59
QCEB-1	2J31010-02	Water	5	10/31/22 13:30	10/31/22 16:59
8260B+OXYGENATES					
GMW-64	2J31010-03	Water	5	10/31/22 08:40	10/31/22 16:59
GMW-63	2J31010-04	Water	5	10/31/22 09:30	10/31/22 16:59
GMW-65	2J31010-05	Water	5	10/31/22 10:05	10/31/22 16:59
GMW-67	2J31010-06	Water	5	10/31/22 10:40	10/31/22 16:59
GMW-69	2J31010-07	Water	5	10/31/22 11:17	10/31/22 16:59
DUP-1	2J31010-08	Water	5	10/31/22 00:00	10/31/22 16:59
GMW-68	2J31010-09	Water	5	10/31/22 11:52	10/31/22 16:59
GMW-62	2J31010-10	Water	5	10/31/22 12:30	10/31/22 16:59
EXP-3	2J31010-11	Water	5	10/31/22 13:20	10/31/22 16:59
Diesel Range Organics 8015M					
QCEB-1	2J31010-02	Water	5	10/31/22 13:30	10/31/22 16:59
GMW-64	2J31010-03	Water	5	10/31/22 08:40	10/31/22 16:59
GMW-63	2J31010-04	Water	5	10/31/22 09:30	10/31/22 16:59
GMW-65	2J31010-05	Water	5	10/31/22 10:05	10/31/22 16:59
GMW-67	2J31010-06	Water	5	10/31/22 10:40	10/31/22 16:59

Viorel Vasile
Operations Manager

LABORATORY ANALYSIS RESULTS

Client: The Source Group, Inc. (SH)
Project No: 04-NDLA-013
Project Name: DFSP Norwalk GW Sampling

AA Project No: A5334714
Date Received: 10/31/22
Date Reported: 11/18/22

Sample ID	Laboratory ID	Matrix	TAT	Date Sampled	Date Received
GMW-69	2J31010-07	Water	5	10/31/22 11:17	10/31/22 16:59
DUP-1	2J31010-08	Water	5	10/31/22 00:00	10/31/22 16:59
GMW-68	2J31010-09	Water	5	10/31/22 11:52	10/31/22 16:59
GMW-62	2J31010-10	Water	5	10/31/22 12:30	10/31/22 16:59
EXP-3	2J31010-11	Water	5	10/31/22 13:20	10/31/22 16:59
Gasoline Range Organics 8015M					
GMW-64	2J31010-03	Water	5	10/31/22 08:40	10/31/22 16:59
GMW-63	2J31010-04	Water	5	10/31/22 09:30	10/31/22 16:59
GMW-65	2J31010-05	Water	5	10/31/22 10:05	10/31/22 16:59
GMW-67	2J31010-06	Water	5	10/31/22 10:40	10/31/22 16:59
GMW-69	2J31010-07	Water	5	10/31/22 11:17	10/31/22 16:59
DUP-1	2J31010-08	Water	5	10/31/22 00:00	10/31/22 16:59
GMW-68	2J31010-09	Water	5	10/31/22 11:52	10/31/22 16:59
GMW-62	2J31010-10	Water	5	10/31/22 12:30	10/31/22 16:59
EXP-3	2J31010-11	Water	5	10/31/22 13:20	10/31/22 16:59

Viorel Vasile
Operations Manager

LABORATORY ANALYSIS RESULTS

Client:	The Source Group, Inc. (SH)	**AA Project No:**	A5334714
Project No:	04-NDLA-013	**Date Received:**	10/31/22
Project Name:	DFSP Norwalk GW Sampling	**Date Reported:**	11/18/22
Method:	VOCs, OXY & TPH Gasoline by GC/MS	**Units:**	ug/L

Date Sampled:	10/31/22	10/31/22	
Date Prepared:	11/02/22	11/02/22	
Date Analyzed:	11/02/22	11/02/22	
AA ID No:	2J31010-01	2J31010-02	
Client ID No:	QCTB-1	QCEB-1	
Matrix:	Water	Water	
Dilution Factor:	1	1	MRL
8260B+OXY+TPHG (EPA 8260B)			
Acetone	<10	**37**	10
tert-Amyl-Methyl Ether (TAME)	<2.0	<2.0	2.0
Benzene	<0.50	<0.50	0.50
Bromobenzene	<0.50	<0.50	0.50
Bromochloromethane	<0.50	<0.50	0.50
Bromodichloromethane	<0.50	<0.50	0.50
Bromoform	<0.50	<0.50	0.50
Bromomethane	<0.50	<0.50	0.50
2-Butanone (MEK)	<10	<10	10
tert-Butyl Alcohol (TBA)	<10	**89**	10
sec-Butylbenzene	<0.50	<0.50	0.50
tert-Butylbenzene	<0.50	<0.50	0.50
n-Butylbenzene	<0.50	<0.50	0.50
Carbon Disulfide	<0.50	<0.50	0.50
Carbon Tetrachloride	<0.50	<0.50	0.50
Chlorobenzene	<0.50	<0.50	0.50
Chloroethane	<0.50	<0.50	0.50
Chloroform	<0.50	<0.50	0.50
Chloromethane	<0.50	<0.50	0.50
2-Chlorotoluene	<0.50	<0.50	0.50
4-Chlorotoluene	<0.50	<0.50	0.50
1,2-Dibromo-3-chloropropane	<1.0	<1.0	1.0
Dibromochloromethane	<0.50	<0.50	0.50
1,2-Dibromoethane (EDB)	<0.50	<0.50	0.50
Dibromomethane	<0.50	<0.50	0.50
1,3-Dichlorobenzene	<0.50	<0.50	0.50
1,2-Dichlorobenzene	<0.50	<0.50	0.50

Viorel Vasile
Operations Manager

LABORATORY ANALYSIS RESULTS

Client:	The Source Group, Inc. (SH)	**AA Project No:**	A5334714
Project No:	04-NDLA-013	**Date Received:**	10/31/22
Project Name:	DFSP Norwalk GW Sampling	**Date Reported:**	11/18/22
Method:	VOCs, OXY & TPH Gasoline by GC/MS	**Units:**	ug/L

Date Sampled:	10/31/22	10/31/22	
Date Prepared:	11/02/22	11/02/22	
Date Analyzed:	11/02/22	11/02/22	
AA ID No:	2J31010-01	2J31010-02	
Client ID No:	QCTB-1	QCEB-1	
Matrix:	Water	Water	
Dilution Factor:	1	1	MRL
8260B+OXY+TPHG (EPA 8260B) (continued)			
1,4-Dichlorobenzene	<0.50	<0.50	0.50
Dichlorodifluoromethane (R12)	<0.50	<0.50	0.50
1,1-Dichloroethane	<0.50	<0.50	0.50
1,2-Dichloroethane (EDC)	<0.50	<0.50	0.50
1,1-Dichloroethylene	<0.50	<0.50	0.50
trans-1,2-Dichloroethylene	<0.50	<0.50	0.50
cis-1,2-Dichloroethylene	<0.50	<0.50	0.50
1,2-Dichloropropane	<0.50	<0.50	0.50
2,2-Dichloropropane	<0.50	<0.50	0.50
1,3-Dichloropropane	<0.50	<0.50	0.50
cis-1,3-Dichloropropylene	<0.50	<0.50	0.50
trans-1,3-Dichloropropylene	<0.50	<0.50	0.50
1,1-Dichloropropylene	<0.50	<0.50	0.50
Diisopropyl ether (DIPE)	<2.0	<2.0	2.0
Ethylbenzene	<0.50	<0.50	0.50
Ethyl-tert-Butyl Ether (ETBE)	<2.0	<2.0	2.0
Gasoline Range Organics (GRO)	<100	<100	100
Hexachlorobutadiene	<1.0	<1.0	1.0
2-Hexanone (MBK)	<10	<10	10
Isopropylbenzene	<0.50	<0.50	0.50
4-Isopropyltoluene	<1.0	<1.0	1.0
Methyl-tert-Butyl Ether (MTBE)	<1.2	<1.2	1.2
Methylene Chloride	<5.0	<5.0	5.0
4-Methyl-2-pentanone (MIBK)	<10	<10	10
Naphthalene	<2.0	<2.0	2.0
n-Propylbenzene	<0.50	<0.50	0.50

Viorel Vasile
Operations Manager

LABORATORY ANALYSIS RESULTS

Client: The Source Group, Inc. (SH)
Project No: 04-NDLA-013
Project Name: DFSP Norwalk GW Sampling
Method: VOCs, OXY & TPH Gasoline by GC/MS

AA Project No: A5334714
Date Received: 10/31/22
Date Reported: 11/18/22
Units: ug/L

Date Sampled:	10/31/22	10/31/22	
Date Prepared:	11/02/22	11/02/22	
Date Analyzed:	11/02/22	11/02/22	
AA ID No:	2J31010-01	2J31010-02	
Client ID No:	QCTB-1	QCEB-1	
Matrix:	Water	Water	
Dilution Factor:	1	1	MRL
8260B+OXY+TPHG (EPA 8260B) (continued)			
Styrene	<0.50	<0.50	0.50
1,1,1,2-Tetrachloroethane	<0.50	<0.50	0.50
1,1,2,2-Tetrachloroethane	<0.50	<0.50	0.50
Tetrachloroethylene (PCE)	<0.50	<0.50	0.50
Toluene	<0.50	<0.50	0.50
1,2,3-Trichlorobenzene	<0.50	<0.50	0.50
1,2,4-Trichlorobenzene	<0.50	<0.50	0.50
1,1,1-Trichloroethane	<0.50	<0.50	0.50
1,1,2-Trichloroethane	<0.50	<0.50	0.50
Trichloroethylene (TCE)	<0.50	<0.50	0.50
Trichlorofluoromethane (R11)	<0.50	<0.50	0.50
1,2,3-Trichloropropane	<0.50	<0.50	0.50
1,1,2-Trichloro-1,2,2-trifluoroethane (R113)	<0.50	<0.50	0.50
1,3,5-Trimethylbenzene	<0.50	<0.50	0.50
1,2,4-Trimethylbenzene	<0.50	<0.50	0.50
Vinyl chloride	<0.50	<0.50	0.50
o-Xylene	<0.50	<0.50	0.50
m,p-Xylenes	<1.0	<1.0	1.0
Surrogates			**%REC Limits**
4-Bromofluorobenzene	101%	105%	80-129
Dibromofluoromethane	101%	100%	68-137
Toluene-d8	108%	106%	83-134

Viorel Vasile
Operations Manager

LABORATORY ANALYSIS RESULTS

Client:	The Source Group, Inc. (SH)	**AA Project No:**	A5334714
Project No:	04-NDLA-013	**Date Received:**	10/31/22
Project Name:	DFSP Norwalk GW Sampling	**Date Reported:**	11/18/22
Method:	VOCs & OXYGENATES by GC/MS	**Units:**	ug/L

Date Sampled:	10/31/22	10/31/22	10/31/22	10/31/22	
Date Prepared:	11/02/22	11/02/22	11/02/22	11/02/22	
Date Analyzed:	11/02/22	11/02/22	11/02/22	11/02/22	
AA ID No:	2J31010-03	2J31010-04	2J31010-05	2J31010-06	
Client ID No:	GMW-64	GMW-63	GMW-65	GMW-67	
Matrix:	Water	Water	Water	Water	
Dilution Factor:	1	1	1	1	MRL
8260B+OXYGENATES (EPA 8260B)					
Acetone	<10	<10	<10	<10	10
tert-Amyl-Methyl Ether (TAME)	<2.0	<2.0	<2.0	<2.0	2.0
Benzene	<0.50	<0.50	<0.50	**2.5**	0.50
Bromobenzene	<0.50	<0.50	<0.50	<0.50	0.50
Bromochloromethane	<0.50	<0.50	<0.50	<0.50	0.50
Bromodichloromethane	<0.50	<0.50	<0.50	<0.50	0.50
Bromoform	<0.50	<0.50	<0.50	<0.50	0.50
Bromomethane	<0.50	<0.50	<0.50	<0.50	0.50
2-Butanone (MEK)	<10	<10	<10	<10	10
tert-Butyl Alcohol (TBA)	<10	<10	<10	<10	10
sec-Butylbenzene	<0.50	<0.50	<0.50	<0.50	0.50
tert-Butylbenzene	<0.50	<0.50	<0.50	<0.50	0.50
n-Butylbenzene	<0.50	<0.50	<0.50	<0.50	0.50
Carbon Disulfide	<0.50	<0.50	<0.50	<0.50	0.50
Carbon Tetrachloride	<0.50	<0.50	<0.50	<0.50	0.50
Chlorobenzene	<0.50	<0.50	<0.50	<0.50	0.50
Chloroethane	<0.50	<0.50	<0.50	<0.50	0.50
Chloroform	<0.50	<0.50	<0.50	<0.50	0.50
Chloromethane	<0.50	<0.50	<0.50	<0.50	0.50
2-Chlorotoluene	<0.50	<0.50	<0.50	<0.50	0.50
4-Chlorotoluene	<0.50	<0.50	<0.50	<0.50	0.50
1,2-Dibromo-3-chloropropane	<1.0	<1.0	<1.0	<1.0	1.0
Dibromochloromethane	<0.50	<0.50	<0.50	<0.50	0.50
1,2-Dibromoethane (EDB)	<0.50	<0.50	<0.50	<0.50	0.50
Dibromomethane	<0.50	<0.50	<0.50	<0.50	0.50
1,3-Dichlorobenzene	<0.50	<0.50	<0.50	<0.50	0.50
1,2-Dichlorobenzene	<0.50	<0.50	<0.50	<0.50	0.50

Viorel Vasile
Operations Manager

LABORATORY ANALYSIS RESULTS

Client:	The Source Group, Inc. (SH)	**AA Project No:**	A5334714
Project No:	04-NDLA-013	**Date Received:**	10/31/22
Project Name:	DFSP Norwalk GW Sampling	**Date Reported:**	11/18/22
Method:	VOCs & OXYGENATES by GC/MS	**Units:**	ug/L

Date Sampled:	10/31/22	10/31/22	10/31/22	10/31/22	
Date Prepared:	11/02/22	11/02/22	11/02/22	11/02/22	
Date Analyzed:	11/02/22	11/02/22	11/02/22	11/02/22	
AA ID No:	2J31010-03	2J31010-04	2J31010-05	2J31010-06	
Client ID No:	GMW-64	GMW-63	GMW-65	GMW-67	
Matrix:	Water	Water	Water	Water	
Dilution Factor:	1	1	1	1	MRL
8260B+OXYGENATES (EPA 8260B) (continued)					
1,4-Dichlorobenzene	<0.50	<0.50	<0.50	<0.50	0.50
Dichlorodifluoromethane (R12)	<0.50	<0.50	<0.50	<0.50	0.50
1,1-Dichloroethane	<0.50	<0.50	<0.50	<0.50	0.50
1,2-Dichloroethane (EDC)	<0.50	<0.50	<0.50	<0.50	0.50
1,1-Dichloroethylene	<0.50	<0.50	<0.50	<0.50	0.50
trans-1,2-Dichloroethylene	<0.50	<0.50	<0.50	<0.50	0.50
cis-1,2-Dichloroethylene	<0.50	<0.50	<0.50	<0.50	0.50
1,2-Dichloropropane	<0.50	<0.50	<0.50	<0.50	0.50
2,2-Dichloropropane	<0.50	<0.50	<0.50	<0.50	0.50
1,3-Dichloropropane	<0.50	<0.50	<0.50	<0.50	0.50
cis-1,3-Dichloropropylene	<0.50	<0.50	<0.50	<0.50	0.50
trans-1,3-Dichloropropylene	<0.50	<0.50	<0.50	<0.50	0.50
1,1-Dichloropropylene	<0.50	<0.50	<0.50	<0.50	0.50
Diisopropyl ether (DIPE)	<2.0	<2.0	<2.0	<2.0	2.0
Ethylbenzene	<0.50	<0.50	<0.50	<0.50	0.50
Ethyl-tert-Butyl Ether (ETBE)	<2.0	<2.0	<2.0	<2.0	2.0
Hexachlorobutadiene	<1.0	<1.0	<1.0	<1.0	1.0
2-Hexanone (MBK)	<10	<10	<10	<10	10
Isopropylbenzene	<0.50	<0.50	<0.50	**4.9**	0.50
4-Isopropyltoluene	<1.0	<1.0	<1.0	<1.0	1.0
Methyl-tert-Butyl Ether (MTBE)	<1.2	<1.2	<1.2	<1.2	1.2
Methylene Chloride	<5.0	<5.0	<5.0	<5.0	5.0
4-Methyl-2-pentanone (MIBK)	<10	<10	<10	<10	10
Naphthalene	<2.0	<2.0	<2.0	<2.0	2.0
n-Propylbenzene	<0.50	<0.50	<0.50	**3.6**	0.50
Styrene	<0.50	<0.50	<0.50	<0.50	0.50
1,1,1,2-Tetrachloroethane	<0.50	<0.50	<0.50	<0.50	0.50

Viorel Vasile
Operations Manager

LABORATORY ANALYSIS RESULTS

Client: The Source Group, Inc. (SH)
Project No: 04-NDLA-013
Project Name: DFSP Norwalk GW Sampling
Method: VOCs & OXYGENATES by GC/MS

AA Project No: A5334714
Date Received: 10/31/22
Date Reported: 11/18/22
Units: ug/L

Date Sampled:	10/31/22	10/31/22	10/31/22	10/31/22	
Date Prepared:	11/02/22	11/02/22	11/02/22	11/02/22	
Date Analyzed:	11/02/22	11/02/22	11/02/22	11/02/22	
AA ID No:	2J31010-03	2J31010-04	2J31010-05	2J31010-06	
Client ID No:	GMW-64	GMW-63	GMW-65	GMW-67	
Matrix:	Water	Water	Water	Water	
Dilution Factor:	1	1	1	1	MRL
8260B+OXYGENATES (EPA 8260B) (continued)					
1,1,2,2-Tetrachloroethane	<0.50	<0.50	<0.50	<0.50	0.50
Tetrachloroethylene (PCE)	<0.50	<0.50	<0.50	<0.50	0.50
Toluene	<0.50	<0.50	<0.50	<0.50	0.50
1,2,3-Trichlorobenzene	<0.50	<0.50	<0.50	<0.50	0.50
1,2,4-Trichlorobenzene	<0.50	<0.50	<0.50	<0.50	0.50
1,1,1-Trichloroethane	<0.50	<0.50	<0.50	<0.50	0.50
1,1,2-Trichloroethane	<0.50	<0.50	<0.50	<0.50	0.50
Trichloroethylene (TCE)	<0.50	<0.50	<0.50	<0.50	0.50
Trichlorofluoromethane (R11)	<0.50	<0.50	<0.50	<0.50	0.50
1,2,3-Trichloropropane	<0.50	<0.50	<0.50	<0.50	0.50
1,1,2-Trichloro-1,2,2-trifluoroethane (R113)	<0.50	<0.50	<0.50	<0.50	0.50
1,3,5-Trimethylbenzene	<0.50	<0.50	<0.50	<0.50	0.50
1,2,4-Trimethylbenzene	<0.50	<0.50	<0.50	<0.50	0.50
Vinyl chloride	<0.50	<0.50	<0.50	<0.50	0.50
o-Xylene	<0.50	<0.50	<0.50	<0.50	0.50
m,p-Xylenes	<1.0	<1.0	<1.0	<1.0	1.0
Surrogates					**%REC Limits**
4-Bromofluorobenzene	104%	103%	105%	108%	80-129
Dibromofluoromethane	93%	85%	105%	117%	68-137
Toluene-d8	107%	112%	109%	111%	83-134

Viorel Vasile
Operations Manager

LABORATORY ANALYSIS RESULTS

Client:	The Source Group, Inc. (SH)	**AA Project No:**	A5334714
Project No:	04-NDLA-013	**Date Received:**	10/31/22
Project Name:	DFSP Norwalk GW Sampling	**Date Reported:**	11/18/22
Method:	VOCs & OXYGENATES by GC/MS	**Units:**	ug/L

Date Sampled:	10/31/22	10/31/22	10/31/22	10/31/22	
Date Prepared:	11/02/22	11/02/22	11/03/22	11/02/22	
Date Analyzed:	11/02/22	11/02/22	11/03/22	11/02/22	
AA ID No:	2J31010-07	2J31010-08	2J31010-09	2J31010-10	
Client ID No:	GMW-69	DUP-1	GMW-68	GMW-62	
Matrix:	Water	Water	Water	Water	
Dilution Factor:	1	1	2	1	MRL
8260B+OXYGENATES (EPA 8260B)					
Acetone	<10	<10	<20	<10	10
tert-Amyl-Methyl Ether (TAME)	<2.0	<2.0	<4.0	<2.0	2.0
Benzene	<0.50	<0.50	**110**	**25**	0.50
Bromobenzene	<0.50	<0.50	<1.0	<0.50	0.50
Bromochloromethane	<0.50	<0.50	<1.0	<0.50	0.50
Bromodichloromethane	<0.50	<0.50	<1.0	<0.50	0.50
Bromoform	<0.50	<0.50	<1.0	<0.50	0.50
Bromomethane	<0.50	<0.50	<1.0	<0.50	0.50
2-Butanone (MEK)	<10	<10	<20	<10	10
tert-Butyl Alcohol (TBA)	<10	<10	<20	<10	10
sec-Butylbenzene	<0.50	<0.50	**6.4**	**4.1**	0.50
tert-Butylbenzene	<0.50	<0.50	**1.4**	**2.4**	0.50
n-Butylbenzene	<0.50	<0.50	**5.4**	**2.8**	0.50
Carbon Disulfide	<0.50	<0.50	<1.0	<0.50	0.50
Carbon Tetrachloride	<0.50	<0.50	<1.0	<0.50	0.50
Chlorobenzene	<0.50	<0.50	<1.0	<0.50	0.50
Chloroethane	<0.50	<0.50	<1.0	<0.50	0.50
Chloroform	<0.50	<0.50	<1.0	<0.50	0.50
Chloromethane	<0.50	<0.50	<1.0	<0.50	0.50
2-Chlorotoluene	<0.50	<0.50	<1.0	<0.50	0.50
4-Chlorotoluene	<0.50	<0.50	<1.0	<0.50	0.50
1,2-Dibromo-3-chloropropane	<1.0	<1.0	<2.0	<1.0	1.0
Dibromochloromethane	<0.50	<0.50	<1.0	<0.50	0.50
1,2-Dibromoethane (EDB)	<0.50	<0.50	<1.0	<0.50	0.50
Dibromomethane	<0.50	<0.50	<1.0	<0.50	0.50
1,3-Dichlorobenzene	<0.50	<0.50	<1.0	<0.50	0.50
1,2-Dichlorobenzene	<0.50	<0.50	<1.0	<0.50	0.50

Viorel Vasile
Operations Manager

LABORATORY ANALYSIS RESULTS

Client: The Source Group, Inc. (SH)
Project No: 04-NDLA-013
Project Name: DFSP Norwalk GW Sampling
Method: VOCs & OXYGENATES by GC/MS

AA Project No: A5334714
Date Received: 10/31/22
Date Reported: 11/18/22
Units: ug/L

Date Sampled:	10/31/22	10/31/22	10/31/22	10/31/22	
Date Prepared:	11/02/22	11/02/22	11/03/22	11/02/22	
Date Analyzed:	11/02/22	11/02/22	11/03/22	11/02/22	
AA ID No:	2J31010-07	2J31010-08	2J31010-09	2J31010-10	
Client ID No:	GMW-69	DUP-1	GMW-68	GMW-62	
Matrix:	Water	Water	Water	Water	
Dilution Factor:	1	1	2	1	MRL
8260B+OXYGENATES (EPA 8260B) (continued)					
1,4-Dichlorobenzene	<0.50	<0.50	<1.0	<0.50	0.50
Dichlorodifluoromethane (R12)	<0.50	<0.50	<1.0	<0.50	0.50
1,1-Dichloroethane	<0.50	<0.50	<1.0	<0.50	0.50
1,2-Dichloroethane (EDC)	<0.50	<0.50	<1.0	<0.50	0.50
1,1-Dichloroethylene	<0.50	<0.50	<1.0	<0.50	0.50
trans-1,2-Dichloroethylene	<0.50	<0.50	<1.0	<0.50	0.50
cis-1,2-Dichloroethylene	<0.50	<0.50	<1.0	<0.50	0.50
1,2-Dichloropropane	<0.50	<0.50	<1.0	<0.50	0.50
2,2-Dichloropropane	<0.50	<0.50	<1.0	<0.50	0.50
1,3-Dichloropropane	<0.50	<0.50	<1.0	<0.50	0.50
cis-1,3-Dichloropropylene	<0.50	<0.50	<1.0	<0.50	0.50
trans-1,3-Dichloropropylene	<0.50	<0.50	<1.0	<0.50	0.50
1,1-Dichloropropylene	<0.50	<0.50	<1.0	<0.50	0.50
Diisopropyl ether (DIPE)	<2.0	<2.0	<4.0	<2.0	2.0
Ethylbenzene	<0.50	<0.50	**2.9**	**3.4**	0.50
Ethyl-tert-Butyl Ether (ETBE)	<2.0	<2.0	<4.0	<2.0	2.0
Hexachlorobutadiene	<1.0	<1.0	<2.0	<1.0	1.0
2-Hexanone (MBK)	<10	<10	<20	<10	10
Isopropylbenzene	<0.50	<0.50	**46**	**20**	0.50
4-Isopropyltoluene	<1.0	<1.0	<2.0	**1.5**	1.0
Methyl-tert-Butyl Ether (MTBE)	<1.2	<1.2	<2.4	<1.2	1.2
Methylene Chloride	<5.0	<5.0	<10	<5.0	5.0
4-Methyl-2-pentanone (MIBK)	<10	<10	<20	<10	10
Naphthalene	<2.0	<2.0	**42**	**11**	2.0
n-Propylbenzene	<0.50	<0.50	**49**	**8.7**	0.50
Styrene	<0.50	<0.50	<1.0	<0.50	0.50
1,1,1,2-Tetrachloroethane	<0.50	<0.50	<1.0	<0.50	0.50

Viorel Vasile
Operations Manager

LABORATORY ANALYSIS RESULTS

Client: The Source Group, Inc. (SH)
Project No: 04-NDLA-013
Project Name: DFSP Norwalk GW Sampling
Method: VOCs & OXYGENATES by GC/MS

AA Project No: A5334714
Date Received: 10/31/22
Date Reported: 11/18/22
Units: ug/L

Date Sampled:	10/31/22	10/31/22	10/31/22	10/31/22	
Date Prepared:	11/02/22	11/02/22	11/03/22	11/02/22	
Date Analyzed:	11/02/22	11/02/22	11/03/22	11/02/22	
AA ID No:	2J31010-07	2J31010-08	2J31010-09	2J31010-10	
Client ID No:	GMW-69	DUP-1	GMW-68	GMW-62	
Matrix:	Water	Water	Water	Water	
Dilution Factor:	1	1	2	1	MRL
8260B+OXYGENATES (EPA 8260B) (continued)					
1,1,2,2-Tetrachloroethane	<0.50	<0.50	<1.0	<0.50	0.50
Tetrachloroethylene (PCE)	<0.50	<0.50	<1.0	<0.50	0.50
Toluene	<0.50	<0.50	<1.0	<0.50	0.50
1,2,3-Trichlorobenzene	<0.50	<0.50	<1.0	<0.50	0.50
1,2,4-Trichlorobenzene	<0.50	<0.50	<1.0	<0.50	0.50
1,1,1-Trichloroethane	<0.50	<0.50	<1.0	<0.50	0.50
1,1,2-Trichloroethane	<0.50	<0.50	<1.0	<0.50	0.50
Trichloroethylene (TCE)	<0.50	<0.50	<1.0	<0.50	0.50
Trichlorofluoromethane (R11)	<0.50	<0.50	<1.0	<0.50	0.50
1,2,3-Trichloropropane	<0.50	<0.50	<1.0	<0.50	0.50
1,1,2-Trichloro-1,2,2-trifluoroethane (R113)	<0.50	<0.50	<1.0	<0.50	0.50
1,3,5-Trimethylbenzene	<0.50	<0.50	**5.8**	**2.3**	0.50
1,2,4-Trimethylbenzene	<0.50	<0.50	**1.8**	**16**	0.50
Vinyl chloride	<0.50	<0.50	<1.0	<0.50	0.50
o-Xylene	<0.50	<0.50	**4.5**	**0.69**	0.50
m,p-Xylenes	<1.0	<1.0	**3.1**	**2.3**	1.0
Surrogates					**%REC Limits**
4-Bromofluorobenzene	105%	103%	97%	85%	80-129
Dibromofluoromethane	96%	103%	92%	96%	68-137
Toluene-d8	113%	110%	105%	99%	83-134

Viorel Vasile
Operations Manager

LABORATORY ANALYSIS RESULTS

Client:	The Source Group, Inc. (SH)	**AA Project No:**	A5334714
Project No:	04-NDLA-013	**Date Received:**	10/31/22
Project Name:	DFSP Norwalk GW Sampling	**Date Reported:**	11/18/22
Method:	VOCs & OXYGENATES by GC/MS	**Units:**	ug/L

Date Sampled:	10/31/22	
Date Prepared:	11/02/22	
Date Analyzed:	11/02/22	
AA ID No:	2J31010-11	
Client ID No:	EXP-3	
Matrix:	Water	
Dilution Factor:	1	MRL

8260B+OXYGENATES (EPA 8260B)

Acetone	<10	10
tert-Amyl-Methyl Ether (TAME)	<2.0	2.0
Benzene	<0.50	0.50
Bromobenzene	<0.50	0.50
Bromochloromethane	<0.50	0.50
Bromodichloromethane	<0.50	0.50
Bromoform	<0.50	0.50
Bromomethane	<0.50	0.50
2-Butanone (MEK)	<10	10
tert-Butyl Alcohol (TBA)	<10	10
sec-Butylbenzene	<0.50	0.50
tert-Butylbenzene	<0.50	0.50
n-Butylbenzene	<0.50	0.50
Carbon Disulfide	<0.50	0.50
Carbon Tetrachloride	<0.50	0.50
Chlorobenzene	<0.50	0.50
Chloroethane	<0.50	0.50
Chloroform	<0.50	0.50
Chloromethane	<0.50	0.50
2-Chlorotoluene	<0.50	0.50
4-Chlorotoluene	<0.50	0.50
1,2-Dibromo-3-chloropropane	<1.0	1.0
Dibromochloromethane	<0.50	0.50
1,2-Dibromoethane (EDB)	<0.50	0.50
Dibromomethane	<0.50	0.50
1,3-Dichlorobenzene	<0.50	0.50
1,2-Dichlorobenzene	<0.50	0.50

Viorel Vasile
Operations Manager

LABORATORY ANALYSIS RESULTS

Client:	The Source Group, Inc. (SH)	**AA Project No:**	A5334714
Project No:	04-NDLA-013	**Date Received:**	10/31/22
Project Name:	DFSP Norwalk GW Sampling	**Date Reported:**	11/18/22
Method:	VOCs & OXYGENATES by GC/MS	**Units:**	ug/L

Date Sampled:	10/31/22	
Date Prepared:	11/02/22	
Date Analyzed:	11/02/22	
AA ID No:	2J31010-11	
Client ID No:	EXP-3	
Matrix:	Water	
Dilution Factor:	1	MRL

8260B+OXYGENATES (EPA 8260B) (continued)

1,4-Dichlorobenzene	<0.50	0.50
Dichlorodifluoromethane (R12)	<0.50	0.50
1,1-Dichloroethane	<0.50	0.50
1,2-Dichloroethane (EDC)	<0.50	0.50
1,1-Dichloroethylene	<0.50	0.50
trans-1,2-Dichloroethylene	<0.50	0.50
cis-1,2-Dichloroethylene	<0.50	0.50
1,2-Dichloropropane	<0.50	0.50
2,2-Dichloropropane	<0.50	0.50
1,3-Dichloropropane	<0.50	0.50
cis-1,3-Dichloropropylene	<0.50	0.50
trans-1,3-Dichloropropylene	<0.50	0.50
1,1-Dichloropropylene	<0.50	0.50
Diisopropyl ether (DIPE)	<2.0	2.0
Ethylbenzene	<0.50	0.50
Ethyl-tert-Butyl Ether (ETBE)	<2.0	2.0
Hexachlorobutadiene	<1.0	1.0
2-Hexanone (MBK)	<10	10
Isopropylbenzene	<0.50	0.50
4-Isopropyltoluene	<1.0	1.0
Methyl-tert-Butyl Ether (MTBE)	<1.2	1.2
Methylene Chloride	<5.0	5.0
4-Methyl-2-pentanone (MIBK)	<10	10
Naphthalene	<2.0	2.0
n-Propylbenzene	<0.50	0.50
Styrene	<0.50	0.50
1,1,1,2-Tetrachloroethane	<0.50	0.50

Viorel Vasile
Operations Manager

LABORATORY ANALYSIS RESULTS

Client:	The Source Group, Inc. (SH)	**AA Project No:**	A5334714
Project No:	04-NDLA-013	**Date Received:**	10/31/22
Project Name:	DFSP Norwalk GW Sampling	**Date Reported:**	11/18/22
Method:	VOCs & OXYGENATES by GC/MS	**Units:**	ug/L

Date Sampled:	10/31/22	
Date Prepared:	11/02/22	
Date Analyzed:	11/02/22	
AA ID No:	2J31010-11	
Client ID No:	EXP-3	
Matrix:	Water	
Dilution Factor:	1	MRL

8260B+OXYGENATES (EPA 8260B) (continued)

1,1,2,2-Tetrachloroethane	<0.50	0.50
Tetrachloroethylene (PCE)	<0.50	0.50
Toluene	<0.50	0.50
1,2,3-Trichlorobenzene	<0.50	0.50
1,2,4-Trichlorobenzene	<0.50	0.50
1,1,1-Trichloroethane	<0.50	0.50
1,1,2-Trichloroethane	<0.50	0.50
Trichloroethylene (TCE)	<0.50	0.50
Trichlorofluoromethane (R11)	<0.50	0.50
1,2,3-Trichloropropane	<0.50	0.50
1,1,2-Trichloro-1,2,2-trifluoroethane (R113)	<0.50	0.50
1,3,5-Trimethylbenzene	<0.50	0.50
1,2,4-Trimethylbenzene	<0.50	0.50
Vinyl chloride	<0.50	0.50
o-Xylene	<0.50	0.50
m,p-Xylenes	<1.0	1.0

Surrogates		**%REC Limits**
4-Bromofluorobenzene	115%	80-129
Dibromofluoromethane	101%	68-137
Toluene-d8	101%	83-134

Viorel Vasile
Operations Manager

LABORATORY ANALYSIS RESULTS

Client: The Source Group, Inc. (SH)
Project No: 04-NDLA-013
Project Name: DFSP Norwalk GW Sampling
Method: Diesel Range Organics by GC/FID

AA Project No: A5334714
Date Received: 10/31/22
Date Reported: 11/18/22
Units: mg/L

Date Sampled:	10/31/22	10/31/22	10/31/22	10/31/22	
Date Prepared:	11/01/22	11/01/22	11/01/22	11/01/22	
Date Analyzed:	11/02/22	11/02/22	11/02/22	11/02/22	
AA ID No:	2J31010-02	2J31010-03	2J31010-04	2J31010-05	
Client ID No:	QCEB-1	GMW-64	GMW-63	GMW-65	
Matrix:	Water	Water	Water	Water	
Dilution Factor:	1	1	1	1	MRL
Diesel Range Organics 8015M (EPA 8015M)					
Diesel Range Organics as Diesel	**0.26**	<0.10	<0.10	<0.10	0.10
Surrogates					**%REC Limits**
o-Terphenyl	66%	107%	65%	83%	50-150

Viorel Vasile
Operations Manager

LABORATORY ANALYSIS RESULTS

Client: The Source Group, Inc. (SH)
Project No: 04-NDLA-013
Project Name: DFSP Norwalk GW Sampling
Method: Diesel Range Organics by GC/FID

AA Project No: A5334714
Date Received: 10/31/22
Date Reported: 11/18/22
Units: mg/L

Date Sampled:	10/31/22	10/31/22	10/31/22	10/31/22	
Date Prepared:	11/01/22	11/01/22	11/01/22	11/01/22	
Date Analyzed:	11/02/22	11/02/22	11/02/22	11/02/22	
AA ID No:	2J31010-06	2J31010-07	2J31010-08	2J31010-09	
Client ID No:	GMW-67	GMW-69	DUP-1	GMW-68	
Matrix:	Water	Water	Water	Water	
Dilution Factor:	1	1	1	1	MRL
Diesel Range Organics 8015M (EPA 8015M)					
Diesel Range Organics as Diesel	<0.10	<0.10	<0.10	**2.3**	0.10
Surrogates					**%REC Limits**
o-Terphenyl	60%	79%	83%	84%	50-150

Viorel Vasile
Operations Manager

LABORATORY ANALYSIS RESULTS

Client:	The Source Group, Inc. (SH)	**AA Project No:**	A5334714
Project No:	04-NDLA-013	**Date Received:**	10/31/22
Project Name:	DFSP Norwalk GW Sampling	**Date Reported:**	11/18/22
Method:	Diesel Range Organics by GC/FID	**Units:**	mg/L

Date Sampled:	10/31/22	10/31/22	
Date Prepared:	11/01/22	11/01/22	
Date Analyzed:	11/10/22	11/02/22	
AA ID No:	2J31010-10	2J31010-11	
Client ID No:	GMW-62	EXP-3	
Matrix:	Water	Water	
Dilution Factor:	20	1	MRL
Diesel Range Organics 8015M (EPA 8015M)			
Diesel Range Organics as Diesel	**64**	<0.10	0.10
Surrogates			**%REC Limits**
o-Terphenyl	114%	81%	50-150

Viorel Vasile
Operations Manager

LABORATORY ANALYSIS RESULTS

Client: The Source Group, Inc. (SH)
Project No: 04-NDLA-013
Project Name: DFSP Norwalk GW Sampling
Method: Gasoline Range Organics by GC/FID

AA Project No: A5334714
Date Received: 10/31/22
Date Reported: 11/18/22
Units: ug/L

Date Sampled:	10/31/22	10/31/22	10/31/22	10/31/22	
Date Prepared:	11/02/22	11/02/22	11/02/22	11/02/22	
Date Analyzed:	11/02/22	11/02/22	11/02/22	11/02/22	
AA ID No:	2J31010-03	2J31010-04	2J31010-05	2J31010-06	
Client ID No:	GMW-64	GMW-63	GMW-65	GMW-67	
Matrix:	Water	Water	Water	Water	
Dilution Factor:	1	1	1	1	MRL
Gasoline Range Organics 8015M (EPA 8015M)					
Gasoline Range Organics (GRO)	<100	<100	<100	<100	100
Surrogates					**%REC Limits**
a,a,a-Trifluorotoluene	107%	82%	93%	100%	80-120

Viorel Vasile
Operations Manager

LABORATORY ANALYSIS RESULTS

Client: The Source Group, Inc. (SH)
Project No: 04-NDLA-013
Project Name: DFSP Norwalk GW Sampling
Method: Gasoline Range Organics by GC/FID

AA Project No: A5334714
Date Received: 10/31/22
Date Reported: 11/18/22
Units: ug/L

Date Sampled:	10/31/22	10/31/22	10/31/22	10/31/22	
Date Prepared:	11/02/22	11/02/22	11/02/22	11/04/22	
Date Analyzed:	11/02/22	11/02/22	11/02/22	11/04/22	
AA ID No:	2J31010-07	2J31010-08	2J31010-09	2J31010-10	
Client ID No:	GMW-69	DUP-1	GMW-68	GMW-62	
Matrix:	Water	Water	Water	Water	
Dilution Factor:	1	1	1	10	MRL
Gasoline Range Organics 8015M (EPA 8015M)					
Gasoline Range Organics (GRO)	<100	<100	**1900**	**4300**	100
Surrogates					**%REC Limits**
a,a,a-Trifluorotoluene	97%	94%	95%	107%	80-120

Viorel Vasile
Operations Manager

LABORATORY ANALYSIS RESULTS

Client:	The Source Group, Inc. (SH)	**AA Project No:**	A5334714
Project No:	04-NDLA-013	**Date Received:**	10/31/22
Project Name:	DFSP Norwalk GW Sampling	**Date Reported:**	11/18/22
Method:	Gasoline Range Organics by GC/FID	**Units:**	ug/L

Date Sampled:	10/31/22	
Date Prepared:	11/02/22	
Date Analyzed:	11/02/22	
AA ID No:	2J31010-11	
Client ID No:	EXP-3	
Matrix:	Water	
Dilution Factor:	1	MRL

Gasoline Range Organics 8015M (EPA 8015M)

Gasoline Range Organics (GRO)	<100	100

Surrogates		**%REC Limits**
a,a,a-Trifluorotoluene	87%	80-120

Viorel Vasile
Operations Manager

LABORATORY ANALYSIS RESULTS

Client: The Source Group, Inc. (SH)
Project No: 04-NDLA-013
Project Name: DFSP Norwalk GW Sampling

AA Project No: A5334714
Date Received: 10/31/22
Date Reported: 11/18/22

Analyte	Result	Reporting Limit	Units	Spike Level	Source Result	%REC	%REC Limits	RPD	RPD Limit	Notes
VOCs, OXY & TPH Gasoline by GC/MS - Quality Control										
Batch B2K0223 - EPA 5030B										
Blank (B2K0223-BLK1)				Prepared & Analyzed: 11/02/22						
Acetone	<10	10	ug/L							
tert-Amyl-Methyl Ether (TAME)	<2.0	2.0	ug/L							
Benzene	<0.50	0.50	ug/L							
Bromobenzene	<0.50	0.50	ug/L							
Bromochloromethane	<0.50	0.50	ug/L							
Bromodichloromethane	<0.50	0.50	ug/L							
Bromoform	<0.50	0.50	ug/L							
Bromomethane	<0.50	0.50	ug/L							
2-Butanone (MEK)	<10	10	ug/L							
tert-Butyl Alcohol (TBA)	<10	10	ug/L							
sec-Butylbenzene	<0.50	0.50	ug/L							
tert-Butylbenzene	<0.50	0.50	ug/L							
n-Butylbenzene	<0.50	0.50	ug/L							
Carbon Disulfide	<0.50	0.50	ug/L							
Carbon Tetrachloride	<0.50	0.50	ug/L							
Chlorobenzene	<0.50	0.50	ug/L							
Chloroethane	<0.50	0.50	ug/L							
Chloroform	<0.50	0.50	ug/L							
Chloromethane	<0.50	0.50	ug/L							
2-Chlorotoluene	<0.50	0.50	ug/L							
4-Chlorotoluene	<0.50	0.50	ug/L							
1,2-Dibromo-3-chloropropane	<1.0	1.0	ug/L							
Dibromochloromethane	<0.50	0.50	ug/L							
1,2-Dibromoethane (EDB)	<0.50	0.50	ug/L							
Dibromomethane	<0.50	0.50	ug/L							
1,3-Dichlorobenzene	<0.50	0.50	ug/L							
1,2-Dichlorobenzene	<0.50	0.50	ug/L							
1,4-Dichlorobenzene	<0.50	0.50	ug/L							
Dichlorodifluoromethane (R12)	<0.50	0.50	ug/L							
1,1-Dichloroethane	<0.50	0.50	ug/L							
1,2-Dichloroethane (EDC)	<0.50	0.50	ug/L							
1,1-Dichloroethylene	<0.50	0.50	ug/L							

Viorel Vasile
Operations Manager

LABORATORY ANALYSIS RESULTS

Client: The Source Group, Inc. (SH)
Project No: 04-NDLA-013
Project Name: DFSP Norwalk GW Sampling

AA Project No: A5334714
Date Received: 10/31/22
Date Reported: 11/18/22

Analyte	Result	Reporting Limit	Units	Spike Level	Source Result	%REC	%REC Limits	RPD	RPD Limit	Notes
VOCs, OXY & TPH Gasoline by GC/MS - Quality Control										
Batch B2K0223 - EPA 5030B										
Blank (B2K0223-BLK1) Continued				Prepared & Analyzed: 11/02/22						
trans-1,2-Dichloroethylene	<0.50	0.50	ug/L							
cis-1,2-Dichloroethylene	<0.50	0.50	ug/L							
1,2-Dichloropropane	<0.50	0.50	ug/L							
2,2-Dichloropropane	<0.50	0.50	ug/L							
1,3-Dichloropropane	<0.50	0.50	ug/L							
cis-1,3-Dichloropropylene	<0.50	0.50	ug/L							
trans-1,3-Dichloropropylene	<0.50	0.50	ug/L							
1,1-Dichloropropylene	<0.50	0.50	ug/L							
Diisopropyl ether (DIPE)	<2.0	2.0	ug/L							
Ethylbenzene	<0.50	0.50	ug/L							
Ethyl-tert-Butyl Ether (ETBE)	<2.0	2.0	ug/L							
Gasoline Range Organics (GRO)	<100	100	ug/L							
Hexachlorobutadiene	<1.0	1.0	ug/L							
2-Hexanone (MBK)	<10	10	ug/L							
Isopropylbenzene	<0.50	0.50	ug/L							
4-Isopropyltoluene	<1.0	1.0	ug/L							
Methyl-tert-Butyl Ether (MTBE)	<1.2	1.2	ug/L							
Methylene Chloride	<5.0	5.0	ug/L							
4-Methyl-2-pentanone (MIBK)	<10	10	ug/L							
Naphthalene	<2.0	2.0	ug/L							
n-Propylbenzene	<0.50	0.50	ug/L							
Styrene	<0.50	0.50	ug/L							
1,1,1,2-Tetrachloroethane	<0.50	0.50	ug/L							
1,1,2,2-Tetrachloroethane	<0.50	0.50	ug/L							
Tetrachloroethylene (PCE)	<0.50	0.50	ug/L							
Toluene	<0.50	0.50	ug/L							
1,2,3-Trichlorobenzene	<0.50	0.50	ug/L							
1,2,4-Trichlorobenzene	<0.50	0.50	ug/L							
1,1,1-Trichloroethane	<0.50	0.50	ug/L							
1,1,2-Trichloroethane	<0.50	0.50	ug/L							
Trichloroethylene (TCE)	<0.50	0.50	ug/L							
Trichlorofluoromethane (R11)	<0.50	0.50	ug/L							

Viorel Vasile
Operations Manager

LABORATORY ANALYSIS RESULTS

Client: The Source Group, Inc. (SH)
Project No: 04-NDLA-013
Project Name: DFSP Norwalk GW Sampling

AA Project No: A5334714
Date Received: 10/31/22
Date Reported: 11/18/22

Analyte	Result	Reporting Limit	Units	Spike Level	Source Result	%REC	%REC Limits	RPD	RPD Limit	Notes
VOCs, OXY & TPH Gasoline by GC/MS - Quality Control										
Batch B2K0223 - EPA 5030B										
Blank (B2K0223-BLK1) Continued				Prepared & Analyzed: 11/02/22						
1,2,3-Trichloropropane	<0.50	0.50	ug/L							
1,1,2-Trichloro-1,2,2-trifluoroethane (R113)	<0.50	0.50	ug/L							
1,3,5-Trimethylbenzene	<0.50	0.50	ug/L							
1,2,4-Trimethylbenzene	<0.50	0.50	ug/L							
Vinyl chloride	<0.50	0.50	ug/L							
o-Xylene	<0.50	0.50	ug/L							
m,p-Xylenes	<1.0	1.0	ug/L							
Surrogate: 4-Bromofluorobenzene	*52.9*		*ug/L*	*50.0*		*106*	*80-129*			
Surrogate: Dibromofluoromethane	*50.9*		*ug/L*	*50.0*		*102*	*68-137*			
Surrogate: Toluene-d8	*53.9*		*ug/L*	*50.0*		*108*	*83-134*			
LCS (B2K0223-BS1)				Prepared & Analyzed: 11/02/22						
Acetone	**16.4**	10	ug/L	20.0		82.1	27-123			
tert-Amyl-Methyl Ether (TAME)	**17.8**	2.0	ug/L	20.0		88.9	58-133			
Benzene	**19.6**	0.50	ug/L	20.0		97.9	60-134			
Bromobenzene	**22.7**	0.50	ug/L	20.0		114	70-130			
Bromochloromethane	**19.3**	0.50	ug/L	20.0		96.6	78-121			
Bromodichloromethane	**20.3**	0.50	ug/L	20.0		101	74-135			
Bromoform	**22.8**	0.50	ug/L	20.0		114	68-132			
Bromomethane	**24.0**	0.50	ug/L	20.0		120	58-142			
2-Butanone (MEK)	**16.8**	10	ug/L	20.0		83.9	62-138			
tert-Butyl Alcohol (TBA)	**90.4**	10	ug/L	100		90.4	65-148			
sec-Butylbenzene	**24.6**	0.50	ug/L	20.0		123	84-142			
tert-Butylbenzene	**24.4**	0.50	ug/L	20.0		122	70-130			
n-Butylbenzene	**25.0**	0.50	ug/L	20.0		125	70-130			
Carbon Disulfide	**18.1**	0.50	ug/L	20.0		90.4	17-177			
Carbon Tetrachloride	**20.3**	0.50	ug/L	20.0		102	66-155			
Chlorobenzene	**21.7**	0.50	ug/L	20.0		109	70-130			
Chloroethane	**18.6**	0.50	ug/L	20.0		93.2	45-166			
Chloroform	**20.6**	0.50	ug/L	20.0		103	71-131			
Chloromethane	**17.8**	0.50	ug/L	20.0		88.8	48-152			

Viorel Vasile
Operations Manager

LABORATORY ANALYSIS RESULTS

Client: The Source Group, Inc. (SH)
Project No: 04-NDLA-013
Project Name: DFSP Norwalk GW Sampling

AA Project No: A5334714
Date Received: 10/31/22
Date Reported: 11/18/22

Analyte	Result	Reporting Limit	Units	Spike Level	Source Result	%REC	%REC Limits	RPD	RPD Limit	Notes
VOCs, OXY & TPH Gasoline by GC/MS - Quality Control										
Batch B2K0223 - EPA 5030B										
LCS (B2K0223-BS1) Continued				Prepared & Analyzed: 11/02/22						
2-Chlorotoluene	**23.3**	0.50	ug/L	20.0		116	70-130			
4-Chlorotoluene	**23.1**	0.50	ug/L	20.0		116	70-130			
1,2-Dibromo-3-chloropropane	**21.5**	1.0	ug/L	20.0		107	53-145			
Dibromochloromethane	**22.6**	0.50	ug/L	20.0		113	72-133			
1,2-Dibromoethane (EDB)	**19.3**	0.50	ug/L	20.0		96.6	79-120			
Dibromomethane	**18.9**	0.50	ug/L	20.0		94.5	68-124			
1,3-Dichlorobenzene	**24.1**	0.50	ug/L	20.0		121	70-130			
1,2-Dichlorobenzene	**24.9**	0.50	ug/L	20.0		124	70-130			
1,4-Dichlorobenzene	**24.4**	0.50	ug/L	20.0		122	70-130			
Dichlorodifluoromethane (R12)	**13.1**	0.50	ug/L	20.0		65.4	16-148			
1,1-Dichloroethane	**20.3**	0.50	ug/L	20.0		102	67-120			
1,2-Dichloroethane (EDC)	**20.7**	0.50	ug/L	20.0		104	57-156			
1,1-Dichloroethylene	**18.2**	0.50	ug/L	20.0		90.9	50-149			
trans-1,2-Dichloroethylene	**20.5**	0.50	ug/L	20.0		102	66-126			
cis-1,2-Dichloroethylene	**19.3**	0.50	ug/L	20.0		96.4	70-124			
1,2-Dichloropropane	**19.9**	0.50	ug/L	20.0		99.7	53-139			
2,2-Dichloropropane	**18.2**	0.50	ug/L	20.0		91.0	44-162			
1,3-Dichloropropane	**22.5**	0.50	ug/L	20.0		113	79-113			
cis-1,3-Dichloropropylene	**18.7**	0.50	ug/L	20.0		93.5	67-127			
trans-1,3-Dichloropropylene	**21.9**	0.50	ug/L	20.0		110	76-121			
1,1-Dichloropropylene	**20.1**	0.50	ug/L	20.0		100	84-124			
Diisopropyl ether (DIPE)	**20.2**	2.0	ug/L	20.0		101	51-136			
Ethylbenzene	**21.8**	0.50	ug/L	20.0		109	86-124			
Ethyl-tert-Butyl Ether (ETBE)	**19.3**	2.0	ug/L	20.0		96.5	62-136			
Gasoline Range Organics (GRO)	**444**	100	ug/L	500		88.8	60-123			
Hexachlorobutadiene	**23.5**	1.0	ug/L	20.0		118	76-140			
2-Hexanone (MBK)	**19.2**	10	ug/L	20.0		95.9	52-123			
Isopropylbenzene	**24.6**	0.50	ug/L	20.0		123	70-130			
4-Isopropyltoluene	**24.8**	1.0	ug/L	20.0		124	70-130			
Methyl-tert-Butyl Ether (MTBE)	**36.4**	1.2	ug/L	40.0		91.1	58-144			
Methylene Chloride	**17.3**	5.0	ug/L	20.0		86.7	50-135			
4-Methyl-2-pentanone (MIBK)	**18.3**	10	ug/L	20.0		91.3	49-139			

Viorel Vasile
Operations Manager

LABORATORY ANALYSIS RESULTS

Client: The Source Group, Inc. (SH)
Project No: 04-NDLA-013
Project Name: DFSP Norwalk GW Sampling

AA Project No: A5334714
Date Received: 10/31/22
Date Reported: 11/18/22

Analyte	Result	Reporting Limit	Units	Spike Level	Source Result	%REC	%REC Limits	RPD	RPD Limit	Notes
VOCs, OXY & TPH Gasoline by GC/MS - Quality Control										
Batch B2K0223 - EPA 5030B										
LCS (B2K0223-BS1) Continued				Prepared & Analyzed: 11/02/22						
Naphthalene	**18.8**	2.0	ug/L	20.0		93.8	74-128			
n-Propylbenzene	**24.8**	0.50	ug/L	20.0		124	70-130			
Styrene	**25.4**	0.50	ug/L	20.0		127	84-123			QL-02
1,1,1,2-Tetrachloroethane	**23.1**	0.50	ug/L	20.0		115	70-130			
1,1,2,2-Tetrachloroethane	**20.4**	0.50	ug/L	20.0		102	58-126			
Tetrachloroethylene (PCE)	**23.2**	0.50	ug/L	20.0		116	70-130			
Toluene	**22.1**	0.50	ug/L	20.0		110	83-118			
1,2,3-Trichlorobenzene	**21.8**	0.50	ug/L	20.0		109	77-134			
1,2,4-Trichlorobenzene	**22.1**	0.50	ug/L	20.0		110	84-128			
1,1,1-Trichloroethane	**19.9**	0.50	ug/L	20.0		99.7	66-158			
1,1,2-Trichloroethane	**22.4**	0.50	ug/L	20.0		112	75-115			
Trichloroethylene (TCE)	**20.9**	0.50	ug/L	20.0		104	82-128			
Trichlorofluoromethane (R11)	**20.5**	0.50	ug/L	20.0		102	65-137			
1,2,3-Trichloropropane	**20.7**	0.50	ug/L	20.0		104	68-123			
1,1,2-Trichloro-1,2,2-trifluoroethane (R113)	**14.3**	0.50	ug/L	20.0		71.6	62-130			
1,3,5-Trimethylbenzene	**24.5**	0.50	ug/L	20.0		123	70-130			
1,2,4-Trimethylbenzene	**24.4**	0.50	ug/L	20.0		122	70-130			
Vinyl chloride	**17.3**	0.50	ug/L	20.0		86.4	51-151			
o-Xylene	**23.6**	0.50	ug/L	20.0		118	70-130			
m,p-Xylenes	**47.3**	1.0	ug/L	40.0		118	70-130			
Surrogate: 4-Bromofluorobenzene	*50.7*		*ug/L*	*50.0*		*101*	*80-129*			
Surrogate: Dibromofluoromethane	*50.2*		*ug/L*	*50.0*		*100*	*68-137*			
Surrogate: Toluene-d8	*51.5*		*ug/L*	*50.0*		*103*	*83-134*			
LCS Dup (B2K0223-BSD1)				Prepared & Analyzed: 11/02/22						
Acetone	**16.4**	10	ug/L	20.0		82.2	27-123	0.0609	30	
tert-Amyl-Methyl Ether (TAME)	**17.2**	2.0	ug/L	20.0		85.8	58-133	3.49	30	
Benzene	**19.3**	0.50	ug/L	20.0		96.6	60-134	1.39	30	
Bromobenzene	**21.9**	0.50	ug/L	20.0		109	70-130	3.77	30	
Bromochloromethane	**19.6**	0.50	ug/L	20.0		98.2	78-121	1.59	30	
Bromodichloromethane	**19.7**	0.50	ug/L	20.0		98.4	74-135	2.95	30	

Viorel Vasile
Operations Manager

LABORATORY ANALYSIS RESULTS

Client: The Source Group, Inc. (SH)
Project No: 04-NDLA-013
Project Name: DFSP Norwalk GW Sampling

AA Project No: A5334714
Date Received: 10/31/22
Date Reported: 11/18/22

Analyte	Result	Reporting Limit	Units	Spike Level	Source Result	%REC	%REC Limits	RPD	RPD Limit	Notes
VOCs, OXY & TPH Gasoline by GC/MS - Quality Control										
Batch B2K0223 - EPA 5030B										
LCS Dup (B2K0223-BSD1) Continued				Prepared & Analyzed: 11/02/22						
Bromoform	**20.4**	0.50	ug/L	20.0		102	68-132	11.0	30	
Bromomethane	**23.0**	0.50	ug/L	20.0		115	58-142	4.08	30	
2-Butanone (MEK)	**17.6**	10	ug/L	20.0		88.2	62-138	5.00	30	
tert-Butyl Alcohol (TBA)	**94.4**	10	ug/L	100		94.4	65-148	4.31	30	
sec-Butylbenzene	**22.8**	0.50	ug/L	20.0		114	84-142	7.80	30	
tert-Butylbenzene	**23.0**	0.50	ug/L	20.0		115	70-130	6.02	30	
n-Butylbenzene	**22.1**	0.50	ug/L	20.0		111	70-130	12.2	30	
Carbon Disulfide	**24.9**	0.50	ug/L	20.0		124	17-177	31.5	30	QR-02
Carbon Tetrachloride	**17.8**	0.50	ug/L	20.0		89.0	66-155	13.4	30	
Chlorobenzene	**21.9**	0.50	ug/L	20.0		109	70-130	0.780	30	
Chloroethane	**22.1**	0.50	ug/L	20.0		110	45-166	16.9	30	
Chloroform	**20.9**	0.50	ug/L	20.0		105	71-131	1.44	30	
Chloromethane	**20.4**	0.50	ug/L	20.0		102	48-152	13.8	30	
2-Chlorotoluene	**25.0**	0.50	ug/L	20.0		125	70-130	7.33	30	
4-Chlorotoluene	**22.4**	0.50	ug/L	20.0		112	70-130	3.26	30	
1,2-Dibromo-3-chloropropane	**18.1**	1.0	ug/L	20.0		90.6	53-145	17.1	30	
Dibromochloromethane	**20.6**	0.50	ug/L	20.0		103	72-133	9.24	30	
1,2-Dibromoethane (EDB)	**19.5**	0.50	ug/L	20.0		97.6	79-120	0.927	30	
Dibromomethane	**18.7**	0.50	ug/L	20.0		93.4	68-124	1.12	30	
1,3-Dichlorobenzene	**21.6**	0.50	ug/L	20.0		108	70-130	10.8	30	
1,2-Dichlorobenzene	**22.3**	0.50	ug/L	20.0		112	70-130	10.7	30	
1,4-Dichlorobenzene	**20.8**	0.50	ug/L	20.0		104	70-130	15.5	30	
Dichlorodifluoromethane (R12)	**19.8**	0.50	ug/L	20.0		99.0	16-148	40.9	30	QR-02
1,1-Dichloroethane	**21.2**	0.50	ug/L	20.0		106	67-120	4.33	30	
1,2-Dichloroethane (EDC)	**21.8**	0.50	ug/L	20.0		109	57-156	5.12	30	
1,1-Dichloroethylene	**20.9**	0.50	ug/L	20.0		104	50-149	13.8	30	
trans-1,2-Dichloroethylene	**20.4**	0.50	ug/L	20.0		102	66-126	0.195	30	
cis-1,2-Dichloroethylene	**19.7**	0.50	ug/L	20.0		98.6	70-124	2.26	30	
1,2-Dichloropropane	**20.2**	0.50	ug/L	20.0		101	53-139	1.05	30	
2,2-Dichloropropane	**18.5**	0.50	ug/L	20.0		92.4	44-162	1.53	30	
1,3-Dichloropropane	**22.4**	0.50	ug/L	20.0		112	79-113	0.623	30	
cis-1,3-Dichloropropylene	**10.6**	0.50	ug/L	20.0		53.2	67-127	54.9	30	QL-03

Viorel Vasile
Operations Manager

LABORATORY ANALYSIS RESULTS

Client: The Source Group, Inc. (SH)
Project No: 04-NDLA-013
Project Name: DFSP Norwalk GW Sampling

AA Project No: A5334714
Date Received: 10/31/22
Date Reported: 11/18/22

Analyte	Result	Reporting Limit	Units	Spike Level	Source Result	%REC	%REC Limits	RPD	RPD Limit	Notes
VOCs, OXY & TPH Gasoline by GC/MS - Quality Control										
Batch B2K0223 - EPA 5030B										
LCS Dup (B2K0223-BSD1) Continued				Prepared & Analyzed: 11/02/22						
trans-1,3-Dichloropropylene	**11.5**	0.50	ug/L	20.0		57.5	76-121	62.3	30	QL-03
1,1-Dichloropropylene	**20.8**	0.50	ug/L	20.0		104	84-124	3.52	30	
Diisopropyl ether (DIPE)	**21.4**	2.0	ug/L	20.0		107	51-136	6.11	30	
Ethylbenzene	**22.4**	0.50	ug/L	20.0		112	86-124	2.99	30	
Ethyl-tert-Butyl Ether (ETBE)	**20.6**	2.0	ug/L	20.0		103	62-136	6.66	30	
Gasoline Range Organics (GRO)	**510**	100	ug/L	500		102	60-123	13.9	30	
Hexachlorobutadiene	**22.6**	1.0	ug/L	20.0		113	76-140	3.73	30	
2-Hexanone (MBK)	**17.7**	10	ug/L	20.0		88.5	52-123	8.03	30	
Isopropylbenzene	**23.9**	0.50	ug/L	20.0		120	70-130	2.84	30	
4-Isopropyltoluene	**22.6**	1.0	ug/L	20.0		113	70-130	9.32	30	
Methyl-tert-Butyl Ether (MTBE)	**39.5**	1.2	ug/L	40.0		98.7	58-144	8.01	30	
Methylene Chloride	**18.5**	5.0	ug/L	20.0		92.3	50-135	6.26	30	
4-Methyl-2-pentanone (MIBK)	**15.0**	10	ug/L	20.0		74.9	49-139	19.7	30	
Naphthalene	**17.2**	2.0	ug/L	20.0		86.1	74-128	8.61	30	
n-Propylbenzene	**23.6**	0.50	ug/L	20.0		118	70-130	4.75	30	
Styrene	**24.5**	0.50	ug/L	20.0		123	84-123	3.45	30	
1,1,1,2-Tetrachloroethane	**20.5**	0.50	ug/L	20.0		102	70-130	11.8	30	
1,1,2,2-Tetrachloroethane	**19.1**	0.50	ug/L	20.0		95.4	58-126	6.73	30	
Tetrachloroethylene (PCE)	**23.6**	0.50	ug/L	20.0		118	70-130	1.80	30	
Toluene	**23.3**	0.50	ug/L	20.0		116	83-118	5.33	30	
1,2,3-Trichlorobenzene	**17.3**	0.50	ug/L	20.0		86.5	77-134	22.8	30	
1,2,4-Trichlorobenzene	**18.3**	0.50	ug/L	20.0		91.6	84-128	18.6	30	
1,1,1-Trichloroethane	**21.4**	0.50	ug/L	20.0		107	66-158	7.02	30	
1,1,2-Trichloroethane	**21.8**	0.50	ug/L	20.0		109	75-115	2.44	30	
Trichloroethylene (TCE)	**20.8**	0.50	ug/L	20.0		104	82-128	0.288	30	
Trichlorofluoromethane (R11)	**20.8**	0.50	ug/L	20.0		104	65-137	1.60	30	
1,2,3-Trichloropropane	**19.3**	0.50	ug/L	20.0		96.3	68-123	7.21	30	
1,1,2-Trichloro-1,2,2-trifluoroethane (R113)	**22.9**	0.50	ug/L	20.0		115	62-130	46.1	30	QR-02
1,3,5-Trimethylbenzene	**22.9**	0.50	ug/L	20.0		114	70-130	7.00	30	
1,2,4-Trimethylbenzene	**22.4**	0.50	ug/L	20.0		112	70-130	8.64	30	
Vinyl chloride	**21.5**	0.50	ug/L	20.0		108	51-151	22.0	30	

Viorel Vasile
Operations Manager

LABORATORY ANALYSIS RESULTS

Client: The Source Group, Inc. (SH)
Project No: 04-NDLA-013
Project Name: DFSP Norwalk GW Sampling

AA Project No: A5334714
Date Received: 10/31/22
Date Reported: 11/18/22

Analyte	Result	Reporting Limit	Units	Spike Level	Source Result	%REC	%REC Limits	RPD	RPD Limit	Notes
VOCs, OXY & TPH Gasoline by GC/MS - Quality Control										
Batch B2K0223 - EPA 5030B										
LCS Dup (B2K0223-BSD1) Continued				Prepared & Analyzed: 11/02/22						
o-Xylene	**22.6**	0.50	ug/L	20.0		113	70-130	4.36	30	
m,p-Xylenes	**47.3**	1.0	ug/L	40.0		118	70-130	0.0211	30	
Surrogate: 4-Bromofluorobenzene	*53.7*		*ug/L*	*50.0*		*107*	*80-129*			
Surrogate: Dibromofluoromethane	*48.0*		*ug/L*	*50.0*		*95.9*	*68-137*			
Surrogate: Toluene-d8	*52.0*		*ug/L*	*50.0*		*104*	*83-134*			
Matrix Spike (B2K0223-MS1)		**Source: 2J31010-03**		Prepared & Analyzed: 11/02/22						
Acetone	**22.4**	10	ug/L	20.0		112	11-169			
tert-Amyl-Methyl Ether (TAME)	**17.6**	2.0	ug/L	20.0		88.2	66-133			
Benzene	**19.2**	0.50	ug/L	20.0		96.0	56-135			
Bromobenzene	**21.1**	0.50	ug/L	20.0		106	70-130			
Bromochloromethane	**19.9**	0.50	ug/L	20.0		99.5	74-125			
Bromodichloromethane	**20.2**	0.50	ug/L	20.0		101	68-144			
Bromoform	**18.9**	0.50	ug/L	20.0		94.5	68-151			
Bromomethane	**25.4**	0.50	ug/L	20.0		127	54-142			
2-Butanone (MEK)	**18.4**	10	ug/L	20.0		92.0	62-145			
tert-Butyl Alcohol (TBA)	**89.5**	10	ug/L	100		89.5	73-162			
sec-Butylbenzene	**19.6**	0.50	ug/L	20.0		97.9	84-145			
tert-Butylbenzene	**18.6**	0.50	ug/L	20.0		93.0	70-130			
n-Butylbenzene	**18.3**	0.50	ug/L	20.0		91.7	70-130			
Carbon Disulfide	**24.4**	0.50	ug/L	20.0		122	28-151			
Carbon Tetrachloride	**17.2**	0.50	ug/L	20.0		85.9	58-164			
Chlorobenzene	**20.4**	0.50	ug/L	20.0		102	70-130			
Chloroethane	**23.9**	0.50	ug/L	20.0		119	42-164			
Chloroform	**21.3**	0.50	ug/L	20.0		107	65-138			
Chloromethane	**20.6**	0.50	ug/L	20.0		103	50-152			
2-Chlorotoluene	**21.6**	0.50	ug/L	20.0		108	70-130			
4-Chlorotoluene	**20.5**	0.50	ug/L	20.0		103	70-130			
1,2-Dibromo-3-chloropropane	**17.8**	1.0	ug/L	20.0		88.8	53-161			
Dibromochloromethane	**19.6**	0.50	ug/L	20.0		98.2	70-130			
1,2-Dibromoethane (EDB)	**19.0**	0.50	ug/L	20.0		95.2	76-130			
Dibromomethane	**21.3**	0.50	ug/L	20.0		106	62-135			

Viorel Vasile
Operations Manager

LABORATORY ANALYSIS RESULTS

Client: The Source Group, Inc. (SH)
Project No: 04-NDLA-013
Project Name: DFSP Norwalk GW Sampling

AA Project No: A5334714
Date Received: 10/31/22
Date Reported: 11/18/22

Analyte	Result	Reporting Limit	Units	Spike Level	Source Result	%REC	%REC Limits	RPD	RPD Limit	Notes
VOCs, OXY & TPH Gasoline by GC/MS - Quality Control										
Batch B2K0223 - EPA 5030B										
Matrix Spike (B2K0223-MS1) Continued Source: 2J31010-03 Prepared & Analyzed: 11/02/22										
1,3-Dichlorobenzene	**20.6**	0.50	ug/L	20.0		103	70-130			
1,2-Dichlorobenzene	**21.5**	0.50	ug/L	20.0		107	70-130			
1,4-Dichlorobenzene	**19.8**	0.50	ug/L	20.0		98.8	70-130			
Dichlorodifluoromethane (R12)	**19.8**	0.50	ug/L	20.0		98.8	17-153			
1,1-Dichloroethane	**21.1**	0.50	ug/L	20.0		106	55-131			
1,2-Dichloroethane (EDC)	**23.4**	0.50	ug/L	20.0		117	52-168			
1,1-Dichloroethylene	**19.2**	0.50	ug/L	20.0		96.2	51-140			
trans-1,2-Dichloroethylene	**19.5**	0.50	ug/L	20.0		97.6	59-127			
cis-1,2-Dichloroethylene	**20.7**	0.50	ug/L	20.0		103	70-130			
1,2-Dichloropropane	**21.1**	0.50	ug/L	20.0		106	52-142			
2,2-Dichloropropane	**15.2**	0.50	ug/L	20.0		76.0	36-168			
1,3-Dichloropropane	**21.9**	0.50	ug/L	20.0		110	80-121			
cis-1,3-Dichloropropylene	**6.20**	0.50	ug/L	20.0		31.0	66-130			QM-07
trans-1,3-Dichloropropylene	**7.55**	0.50	ug/L	20.0		37.8	78-130			QM-07
1,1-Dichloropropylene	**19.4**	0.50	ug/L	20.0		96.8	76-132			
Diisopropyl ether (DIPE)	**22.8**	2.0	ug/L	20.0		114	52-138			
Ethylbenzene	**19.8**	0.50	ug/L	20.0		98.8	86-128			
Ethyl-tert-Butyl Ether (ETBE)	**21.1**	2.0	ug/L	20.0		106	64-137			
Hexachlorobutadiene	**20.0**	1.0	ug/L	20.0		99.8	70-130			
2-Hexanone (MBK)	**17.9**	10	ug/L	20.0		89.3	52-141			
Isopropylbenzene	**20.3**	0.50	ug/L	20.0		102	70-130			
4-Isopropyltoluene	**18.9**	1.0	ug/L	20.0		94.6	83-149			
Methyl-tert-Butyl Ether (MTBE)	**41.6**	1.2	ug/L	40.0		104	56-150			
Methylene Chloride	**19.7**	5.0	ug/L	20.0		98.6	70-130			
4-Methyl-2-pentanone (MIBK)	**16.5**	10	ug/L	20.0		82.7	60-148			
Naphthalene	**18.0**	2.0	ug/L	20.0		90.0	70-130			
n-Propylbenzene	**19.9**	0.50	ug/L	20.0		99.6	70-130			
Styrene	**15.5**	0.50	ug/L	20.0		77.4	65-141			
1,1,1,2-Tetrachloroethane	**20.8**	0.50	ug/L	20.0		104	70-130			
1,1,2,2-Tetrachloroethane	**18.7**	0.50	ug/L	20.0		93.7	62-134			
Tetrachloroethylene (PCE)	**21.6**	0.50	ug/L	20.0		108	70-130			
Toluene	**21.2**	0.50	ug/L	20.0		106	81-123			

Viorel Vasile
Operations Manager

LABORATORY ANALYSIS RESULTS

Client: The Source Group, Inc. (SH)
Project No: 04-NDLA-013
Project Name: DFSP Norwalk GW Sampling

AA Project No: A5334714
Date Received: 10/31/22
Date Reported: 11/18/22

Analyte	Result	Reporting Limit	Units	Spike Level	Source Result	%REC	%REC Limits	RPD	RPD Limit	Notes
VOCs, OXY & TPH Gasoline by GC/MS - Quality Control										
Batch B2K0223 - EPA 5030B										
Matrix Spike (B2K0223-MS1) Continued Source: 2J31010-03 Prepared & Analyzed: 11/02/22										
1,2,3-Trichlorobenzene	**17.8**	0.50	ug/L	20.0		88.9	73-144			
1,2,4-Trichlorobenzene	**17.6**	0.50	ug/L	20.0		87.9	80-137			
1,1,1-Trichloroethane	**20.3**	0.50	ug/L	20.0		102	62-164			
1,1,2-Trichloroethane	**22.4**	0.50	ug/L	20.0		112	76-122			
Trichloroethylene (TCE)	**20.1**	0.50	ug/L	20.0		101	72-136			
Trichlorofluoromethane (R11)	**20.0**	0.50	ug/L	20.0		100	59-144			
1,2,3-Trichloropropane	**18.8**	0.50	ug/L	20.0		93.8	69-135			
1,1,2-Trichloro-1,2,2-trifluoroethane (R113)	**23.7**	0.50	ug/L	20.0		119	62-126			
1,3,5-Trimethylbenzene	**17.0**	0.50	ug/L	20.0		85.0	70-130			
1,2,4-Trimethylbenzene	**16.1**	0.50	ug/L	20.0		80.4	89-134			QM-07
Vinyl chloride	**21.4**	0.50	ug/L	20.0		107	54-150			
o-Xylene	**20.2**	0.50	ug/L	20.0		101	70-130			
m,p-Xylenes	**32.2**	1.0	ug/L	40.0		80.5	70-130			
Surrogate: 4-Bromofluorobenzene	*53.0*		*ug/L*	*50.0*		*106*	*80-129*			
Surrogate: Dibromofluoromethane	*53.3*		*ug/L*	*50.0*		*107*	*68-137*			
Surrogate: Toluene-d8	*51.2*		*ug/L*	*50.0*		*102*	*83-134*			
Matrix Spike Dup (B2K0223-MSD1) **Source: 2J31010-03** Prepared & Analyzed: 11/02/22										
Acetone	**19.9**	10	ug/L	20.0		99.3	11-169	11.9	30	
tert-Amyl-Methyl Ether (TAME)	**12.4**	2.0	ug/L	20.0		61.8	66-133	35.2	30	QM-07
Benzene	**15.6**	0.50	ug/L	20.0		77.9	56-135	20.9	30	
Bromobenzene	**18.7**	0.50	ug/L	20.0		93.7	70-130	11.8	30	
Bromochloromethane	**16.6**	0.50	ug/L	20.0		83.2	74-125	17.8	30	
Bromodichloromethane	**15.0**	0.50	ug/L	20.0		75.0	68-144	29.6	30	
Bromoform	**13.5**	0.50	ug/L	20.0		67.4	68-151	33.5	30	QM-07
Bromomethane	**24.4**	0.50	ug/L	20.0		122	54-142	4.25	30	
2-Butanone (MEK)	**13.5**	10	ug/L	20.0		67.7	62-145	30.4	30	
tert-Butyl Alcohol (TBA)	**77.6**	10	ug/L	100		77.6	73-162	14.2	30	
sec-Butylbenzene	**18.1**	0.50	ug/L	20.0		90.3	84-145	8.08	30	
tert-Butylbenzene	**17.4**	0.50	ug/L	20.0		86.9	70-130	6.78	30	
n-Butylbenzene	**17.0**	0.50	ug/L	20.0		85.2	70-130	7.35	30	

Viorel Vasile
Operations Manager

LABORATORY ANALYSIS RESULTS

Client: The Source Group, Inc. (SH)
Project No: 04-NDLA-013
Project Name: DFSP Norwalk GW Sampling

AA Project No: A5334714
Date Received: 10/31/22
Date Reported: 11/18/22

Analyte	Result	Reporting Limit	Units	Spike Level	Source Result	%REC	%REC Limits	RPD	RPD Limit	Notes
VOCs, OXY & TPH Gasoline by GC/MS - Quality Control										
Batch B2K0223 - EPA 5030B										
Matrix Spike Dup (B2K0223-MSD1) Continued				**Source: 2J31010-03**		Prepared & Analyzed: 11/02/22				
Carbon Disulfide	**21.7**	0.50	ug/L	20.0		108	28-151	12.0	30	
Carbon Tetrachloride	**12.4**	0.50	ug/L	20.0		62.1	58-164	32.2	30	
Chlorobenzene	**18.0**	0.50	ug/L	20.0		90.2	70-130	12.5	30	
Chloroethane	**17.3**	0.50	ug/L	20.0		86.5	42-164	31.9	30	
Chloroform	**18.6**	0.50	ug/L	20.0		92.8	65-138	13.8	30	
Chloromethane	**22.6**	0.50	ug/L	20.0		113	50-152	9.15	30	
2-Chlorotoluene	**20.6**	0.50	ug/L	20.0		103	70-130	4.78	30	
4-Chlorotoluene	**18.7**	0.50	ug/L	20.0		93.4	70-130	9.34	30	
1,2-Dibromo-3-chloropropane	**16.7**	1.0	ug/L	20.0		83.7	53-161	5.86	30	
Dibromochloromethane	**14.1**	0.50	ug/L	20.0		70.6	70-130	32.8	30	
1,2-Dibromoethane (EDB)	**13.6**	0.50	ug/L	20.0		67.8	76-130	33.6	30	QM-07
Dibromomethane	**16.1**	0.50	ug/L	20.0		80.5	62-135	27.8	30	
1,3-Dichlorobenzene	**18.3**	0.50	ug/L	20.0		91.6	70-130	11.5	30	
1,2-Dichlorobenzene	**18.6**	0.50	ug/L	20.0		93.0	70-130	14.4	30	
1,4-Dichlorobenzene	**17.5**	0.50	ug/L	20.0		87.4	70-130	12.2	30	
Dichlorodifluoromethane (R12)	**19.9**	0.50	ug/L	20.0		99.6	17-153	0.756	30	
1,1-Dichloroethane	**17.5**	0.50	ug/L	20.0		87.6	55-131	18.6	30	
1,2-Dichloroethane (EDC)	**18.7**	0.50	ug/L	20.0		93.6	52-168	22.3	30	
1,1-Dichloroethylene	**17.9**	0.50	ug/L	20.0		89.3	51-140	7.49	30	
trans-1,2-Dichloroethylene	**18.0**	0.50	ug/L	20.0		89.8	59-127	8.32	30	
cis-1,2-Dichloroethylene	**17.0**	0.50	ug/L	20.0		85.2	70-130	19.2	30	
1,2-Dichloropropane	**16.0**	0.50	ug/L	20.0		79.8	52-142	27.8	30	
2,2-Dichloropropane	**4.19**	0.50	ug/L	20.0		21.0	36-168	114	30	QM-07
1,3-Dichloropropane	**15.9**	0.50	ug/L	20.0		79.4	80-121	31.9	30	QM-07
cis-1,3-Dichloropropylene	**2.33**	0.50	ug/L	20.0		11.6	66-130	90.7	30	QM-07
trans-1,3-Dichloropropylene	**3.80**	0.50	ug/L	20.0		19.0	78-130	66.1	30	QM-07
1,1-Dichloropropylene	**15.8**	0.50	ug/L	20.0		79.1	76-132	20.2	30	
Diisopropyl ether (DIPE)	**17.2**	2.0	ug/L	20.0		86.1	52-138	28.0	30	
Ethylbenzene	**17.6**	0.50	ug/L	20.0		88.2	86-128	11.2	30	
Ethyl-tert-Butyl Ether (ETBE)	**14.9**	2.0	ug/L	20.0		74.4	64-137	34.6	30	
Hexachlorobutadiene	**16.3**	1.0	ug/L	20.0		81.4	70-130	20.4	30	

Viorel Vasile
Operations Manager

LABORATORY ANALYSIS RESULTS

Client: The Source Group, Inc. (SH)
Project No: 04-NDLA-013
Project Name: DFSP Norwalk GW Sampling

AA Project No: A5334714
Date Received: 10/31/22
Date Reported: 11/18/22

Analyte	Result	Reporting Limit	Units	Spike Level	Source Result	%REC	%REC Limits	RPD	RPD Limit	Notes
VOCs, OXY & TPH Gasoline by GC/MS - Quality Control										
Batch B2K0223 - EPA 5030B										
Matrix Spike Dup (B2K0223-MSD1) Continued				**Source: 2J31010-03**		Prepared & Analyzed: 11/02/22				
2-Hexanone (MBK)	**13.7**	10	ug/L	20.0		68.4	52-141	26.4	30	
Isopropylbenzene	**19.1**	0.50	ug/L	20.0		95.7	70-130	5.93	30	
4-Isopropyltoluene	**17.6**	1.0	ug/L	20.0		87.9	83-149	7.34	30	
Methyl-tert-Butyl Ether (MTBE)	**30.3**	1.2	ug/L	40.0		75.8	56-150	31.5	30	
Methylene Chloride	**16.3**	5.0	ug/L	20.0		81.6	70-130	19.0	30	
4-Methyl-2-pentanone (MIBK)	**13.7**	10	ug/L	20.0		68.6	60-148	18.6	30	
Naphthalene	**16.3**	2.0	ug/L	20.0		81.6	70-130	9.78	30	
n-Propylbenzene	**18.9**	0.50	ug/L	20.0		94.4	70-130	5.46	30	
Styrene	**17.8**	0.50	ug/L	20.0		88.8	65-141	13.7	30	
1,1,1,2-Tetrachloroethane	**16.7**	0.50	ug/L	20.0		83.7	70-130	21.7	30	
1,1,2,2-Tetrachloroethane	**18.0**	0.50	ug/L	20.0		89.8	62-134	4.25	30	
Tetrachloroethylene (PCE)	**18.4**	0.50	ug/L	20.0		92.2	70-130	15.6	30	
Toluene	**18.3**	0.50	ug/L	20.0		91.4	81-123	14.7	30	
1,2,3-Trichlorobenzene	**13.6**	0.50	ug/L	20.0		68.2	73-144	26.4	30	QM-07
1,2,4-Trichlorobenzene	**15.0**	0.50	ug/L	20.0		74.8	80-137	16.2	30	QM-07
1,1,1-Trichloroethane	**16.0**	0.50	ug/L	20.0		79.9	62-164	23.9	30	
1,1,2-Trichloroethane	**17.8**	0.50	ug/L	20.0		89.2	76-122	22.6	30	
Trichloroethylene (TCE)	**16.7**	0.50	ug/L	20.0		83.5	72-136	18.6	30	
Trichlorofluoromethane (R11)	**20.5**	0.50	ug/L	20.0		102	59-144	2.32	30	
1,2,3-Trichloropropane	**16.8**	0.50	ug/L	20.0		83.8	69-135	11.3	30	
1,1,2-Trichloro-1,2,2-trifluoroethane (R113)	**22.4**	0.50	ug/L	20.0		112	62-126	5.50	30	
1,3,5-Trimethylbenzene	**18.8**	0.50	ug/L	20.0		93.8	70-130	9.73	30	
1,2,4-Trimethylbenzene	**18.5**	0.50	ug/L	20.0		92.4	89-134	13.8	30	
Vinyl chloride	**20.6**	0.50	ug/L	20.0		103	54-150	3.66	30	
o-Xylene	**18.5**	0.50	ug/L	20.0		92.6	70-130	8.48	30	
m,p-Xylenes	**38.2**	1.0	ug/L	40.0		95.5	70-130	17.0	30	
Surrogate: 4-Bromofluorobenzene	*53.3*		*ug/L*	*50.0*		*107*	*80-129*			
Surrogate: Dibromofluoromethane	*44.2*		*ug/L*	*50.0*		*88.3*	*68-137*			
Surrogate: Toluene-d8	*51.3*		*ug/L*	*50.0*		*103*	*83-134*			

Viorel Vasile
Operations Manager

LABORATORY ANALYSIS RESULTS

Client: The Source Group, Inc. (SH)
Project No: 04-NDLA-013
Project Name: DFSP Norwalk GW Sampling

AA Project No: A5334714
Date Received: 10/31/22
Date Reported: 11/18/22

Analyte	Result	Reporting Limit	Units	Spike Level	Source Result	%REC	%REC Limits	RPD	RPD Limit	Notes
VOCs & OXYGENATES by GC/MS - Quality Control										
Batch B2K0223 - EPA 5030B										
Blank (B2K0223-BLK1)				Prepared & Analyzed: 11/02/22						
Acetone	<10	10	ug/L							
tert-Amyl-Methyl Ether (TAME)	<2.0	2.0	ug/L							
Benzene	<0.50	0.50	ug/L							
Bromobenzene	<0.50	0.50	ug/L							
Bromochloromethane	<0.50	0.50	ug/L							
Bromodichloromethane	<0.50	0.50	ug/L							
Bromoform	<0.50	0.50	ug/L							
Bromomethane	<0.50	0.50	ug/L							
2-Butanone (MEK)	<10	10	ug/L							
tert-Butyl Alcohol (TBA)	<10	10	ug/L							
sec-Butylbenzene	<0.50	0.50	ug/L							
tert-Butylbenzene	<0.50	0.50	ug/L							
n-Butylbenzene	<0.50	0.50	ug/L							
Carbon Disulfide	<0.50	0.50	ug/L							
Carbon Tetrachloride	<0.50	0.50	ug/L							
Chlorobenzene	<0.50	0.50	ug/L							
Chloroethane	<0.50	0.50	ug/L							
Chloroform	<0.50	0.50	ug/L							
Chloromethane	<0.50	0.50	ug/L							
2-Chlorotoluene	<0.50	0.50	ug/L							
4-Chlorotoluene	<0.50	0.50	ug/L							
1,2-Dibromo-3-chloropropane	<1.0	1.0	ug/L							
Dibromochloromethane	<0.50	0.50	ug/L							
1,2-Dibromoethane (EDB)	<0.50	0.50	ug/L							
Dibromomethane	<0.50	0.50	ug/L							
1,3-Dichlorobenzene	<0.50	0.50	ug/L							
1,2-Dichlorobenzene	<0.50	0.50	ug/L							
1,4-Dichlorobenzene	<0.50	0.50	ug/L							
Dichlorodifluoromethane (R12)	<0.50	0.50	ug/L							
1,1-Dichloroethane	<0.50	0.50	ug/L							
1,2-Dichloroethane (EDC)	<0.50	0.50	ug/L							
1,1-Dichloroethylene	<0.50	0.50	ug/L							

Viorel Vasile
Operations Manager

LABORATORY ANALYSIS RESULTS

Client: The Source Group, Inc. (SH)
Project No: 04-NDLA-013
Project Name: DFSP Norwalk GW Sampling

AA Project No: A5334714
Date Received: 10/31/22
Date Reported: 11/18/22

Analyte	Result	Reporting Limit	Units	Spike Level	Source Result	%REC	%REC Limits	RPD	RPD Limit	Notes
VOCs & OXYGENATES by GC/MS - Quality Control										
Batch B2K0223 - EPA 5030B										
Blank (B2K0223-BLK1) Continued				Prepared & Analyzed: 11/02/22						
trans-1,2-Dichloroethylene	<0.50	0.50	ug/L							
cis-1,2-Dichloroethylene	<0.50	0.50	ug/L							
1,2-Dichloropropane	<0.50	0.50	ug/L							
2,2-Dichloropropane	<0.50	0.50	ug/L							
1,3-Dichloropropane	<0.50	0.50	ug/L							
cis-1,3-Dichloropropylene	<0.50	0.50	ug/L							
trans-1,3-Dichloropropylene	<0.50	0.50	ug/L							
1,1-Dichloropropylene	<0.50	0.50	ug/L							
Diisopropyl ether (DIPE)	<2.0	2.0	ug/L							
Ethylbenzene	<0.50	0.50	ug/L							
Ethyl-tert-Butyl Ether (ETBE)	<2.0	2.0	ug/L							
Hexachlorobutadiene	<1.0	1.0	ug/L							
2-Hexanone (MBK)	<10	10	ug/L							
Isopropylbenzene	<0.50	0.50	ug/L							
4-Isopropyltoluene	<1.0	1.0	ug/L							
Methyl-tert-Butyl Ether (MTBE)	<1.2	1.2	ug/L							
Methylene Chloride	<5.0	5.0	ug/L							
4-Methyl-2-pentanone (MIBK)	<10	10	ug/L							
Naphthalene	<2.0	2.0	ug/L							
n-Propylbenzene	<0.50	0.50	ug/L							
Styrene	<0.50	0.50	ug/L							
1,1,1,2-Tetrachloroethane	<0.50	0.50	ug/L							
1,1,2,2-Tetrachloroethane	<0.50	0.50	ug/L							
Tetrachloroethylene (PCE)	<0.50	0.50	ug/L							
Toluene	<0.50	0.50	ug/L							
1,2,3-Trichlorobenzene	<0.50	0.50	ug/L							
1,2,4-Trichlorobenzene	<0.50	0.50	ug/L							
1,1,1-Trichloroethane	<0.50	0.50	ug/L							
1,1,2-Trichloroethane	<0.50	0.50	ug/L							
Trichloroethylene (TCE)	<0.50	0.50	ug/L							
Trichlorofluoromethane (R11)	<0.50	0.50	ug/L							
1,2,3-Trichloropropane	<0.50	0.50	ug/L							

Viorel Vasile
Operations Manager

LABORATORY ANALYSIS RESULTS

Client: The Source Group, Inc. (SH)
Project No: 04-NDLA-013
Project Name: DFSP Norwalk GW Sampling

AA Project No: A5334714
Date Received: 10/31/22
Date Reported: 11/18/22

Analyte	Result	Reporting Limit	Units	Spike Level	Source Result	%REC	%REC Limits	RPD	RPD Limit	Notes
VOCs & OXYGENATES by GC/MS - Quality Control										
Batch B2K0223 - EPA 5030B										
Blank (B2K0223-BLK1) Continued				Prepared & Analyzed: 11/02/22						
1,1,2-Trichloro-1,2,2-trifluoroethane (R113)	<0.50	0.50	ug/L							
1,3,5-Trimethylbenzene	<0.50	0.50	ug/L							
1,2,4-Trimethylbenzene	<0.50	0.50	ug/L							
Vinyl chloride	<0.50	0.50	ug/L							
o-Xylene	<0.50	0.50	ug/L							
m,p-Xylenes	<1.0	1.0	ug/L							
Surrogate: 4-Bromofluorobenzene	*52.9*		*ug/L*	*50.0*		*106*	*80-129*			
Surrogate: Dibromofluoromethane	*50.9*		*ug/L*	*50.0*		*102*	*68-137*			
Surrogate: Toluene-d8	*53.9*		*ug/L*	*50.0*		*108*	*83-134*			
LCS (B2K0223-BS1)				Prepared & Analyzed: 11/02/22						
Acetone	**16.4**	10	ug/L	20.0		82.1	27-123			
tert-Amyl-Methyl Ether (TAME)	**17.8**	2.0	ug/L	20.0		88.9	58-133			
Benzene	**19.6**	0.50	ug/L	20.0		97.9	60-134			
Bromobenzene	**22.7**	0.50	ug/L	20.0		114	70-130			
Bromochloromethane	**19.3**	0.50	ug/L	20.0		96.6	78-121			
Bromodichloromethane	**20.3**	0.50	ug/L	20.0		101	74-135			
Bromoform	**22.8**	0.50	ug/L	20.0		114	68-132			
Bromomethane	**24.0**	0.50	ug/L	20.0		120	58-142			
2-Butanone (MEK)	**16.8**	10	ug/L	20.0		83.9	62-138			
tert-Butyl Alcohol (TBA)	**90.4**	10	ug/L	100		90.4	65-148			
sec-Butylbenzene	**24.6**	0.50	ug/L	20.0		123	84-142			
tert-Butylbenzene	**24.4**	0.50	ug/L	20.0		122	70-130			
n-Butylbenzene	**25.0**	0.50	ug/L	20.0		125	70-130			
Carbon Disulfide	**18.1**	0.50	ug/L	20.0		90.4	17-177			
Carbon Tetrachloride	**20.3**	0.50	ug/L	20.0		102	66-155			
Chlorobenzene	**21.7**	0.50	ug/L	20.0		109	70-130			
Chloroethane	**18.6**	0.50	ug/L	20.0		93.2	45-166			
Chloroform	**20.6**	0.50	ug/L	20.0		103	71-131			
Chloromethane	**17.8**	0.50	ug/L	20.0		88.8	48-152			
2-Chlorotoluene	**23.3**	0.50	ug/L	20.0		116	70-130			

Viorel Vasile
Operations Manager

LABORATORY ANALYSIS RESULTS

Client: The Source Group, Inc. (SH)
Project No: 04-NDLA-013
Project Name: DFSP Norwalk GW Sampling

AA Project No: A5334714
Date Received: 10/31/22
Date Reported: 11/18/22

Analyte	Result	Reporting Limit	Units	Spike Level	Source Result	%REC	%REC Limits	RPD	RPD Limit	Notes
VOCs & OXYGENATES by GC/MS - Quality Control										
Batch B2K0223 - EPA 5030B										
LCS (B2K0223-BS1) Continued				Prepared & Analyzed: 11/02/22						
4-Chlorotoluene	**23.1**	0.50	ug/L	20.0		116	70-130			
1,2-Dibromo-3-chloropropane	**21.5**	1.0	ug/L	20.0		107	53-145			
Dibromochloromethane	**22.6**	0.50	ug/L	20.0		113	72-133			
1,2-Dibromoethane (EDB)	**19.3**	0.50	ug/L	20.0		96.6	79-120			
Dibromomethane	**18.9**	0.50	ug/L	20.0		94.5	68-124			
1,3-Dichlorobenzene	**24.1**	0.50	ug/L	20.0		121	70-130			
1,2-Dichlorobenzene	**24.9**	0.50	ug/L	20.0		124	70-130			
1,4-Dichlorobenzene	**24.4**	0.50	ug/L	20.0		122	70-130			
Dichlorodifluoromethane (R12)	**13.1**	0.50	ug/L	20.0		65.4	16-148			
1,1-Dichloroethane	**20.3**	0.50	ug/L	20.0		102	67-120			
1,2-Dichloroethane (EDC)	**20.7**	0.50	ug/L	20.0		104	57-156			
1,1-Dichloroethylene	**18.2**	0.50	ug/L	20.0		90.9	50-149			
trans-1,2-Dichloroethylene	**20.5**	0.50	ug/L	20.0		102	66-126			
cis-1,2-Dichloroethylene	**19.3**	0.50	ug/L	20.0		96.4	70-124			
1,2-Dichloropropane	**19.9**	0.50	ug/L	20.0		99.7	53-139			
2,2-Dichloropropane	**18.2**	0.50	ug/L	20.0		91.0	44-162			
1,3-Dichloropropane	**22.5**	0.50	ug/L	20.0		113	79-113			
cis-1,3-Dichloropropylene	**18.7**	0.50	ug/L	20.0		93.5	67-127			
trans-1,3-Dichloropropylene	**21.9**	0.50	ug/L	20.0		110	76-121			
1,1-Dichloropropylene	**20.1**	0.50	ug/L	20.0		100	84-124			
Diisopropyl ether (DIPE)	**20.2**	2.0	ug/L	20.0		101	51-136			
Ethylbenzene	**21.8**	0.50	ug/L	20.0		109	86-124			
Ethyl-tert-Butyl Ether (ETBE)	**19.3**	2.0	ug/L	20.0		96.5	62-136			
Hexachlorobutadiene	**23.5**	1.0	ug/L	20.0		118	76-140			
2-Hexanone (MBK)	**19.2**	10	ug/L	20.0		95.9	52-123			
Isopropylbenzene	**24.6**	0.50	ug/L	20.0		123	70-130			
4-Isopropyltoluene	**24.8**	1.0	ug/L	20.0		124	70-130			
Methyl-tert-Butyl Ether (MTBE)	**36.4**	1.2	ug/L	40.0		91.1	58-144			
Methylene Chloride	**17.3**	5.0	ug/L	20.0		86.7	50-135			
4-Methyl-2-pentanone (MIBK)	**18.3**	10	ug/L	20.0		91.3	49-139			
Naphthalene	**18.8**	2.0	ug/L	20.0		93.8	74-128			
n-Propylbenzene	**24.8**	0.50	ug/L	20.0		124	70-130			

Viorel Vasile
Operations Manager

LABORATORY ANALYSIS RESULTS

Client: The Source Group, Inc. (SH)
Project No: 04-NDLA-013
Project Name: DFSP Norwalk GW Sampling

AA Project No: A5334714
Date Received: 10/31/22
Date Reported: 11/18/22

Analyte	Result	Reporting Limit	Units	Spike Level	Source Result	%REC	%REC Limits	RPD	RPD Limit	Notes
VOCs & OXYGENATES by GC/MS - Quality Control										
Batch B2K0223 - EPA 5030B										
LCS (B2K0223-BS1) Continued				Prepared & Analyzed: 11/02/22						
Styrene	**25.4**	0.50	ug/L	20.0		127	84-123			QL-02
1,1,1,2-Tetrachloroethane	**23.1**	0.50	ug/L	20.0		115	70-130			
1,1,2,2-Tetrachloroethane	**20.4**	0.50	ug/L	20.0		102	58-126			
Tetrachloroethylene (PCE)	**23.2**	0.50	ug/L	20.0		116	70-130			
Toluene	**22.1**	0.50	ug/L	20.0		110	83-118			
1,2,3-Trichlorobenzene	**21.8**	0.50	ug/L	20.0		109	77-134			
1,2,4-Trichlorobenzene	**22.1**	0.50	ug/L	20.0		110	84-128			
1,1,1-Trichloroethane	**19.9**	0.50	ug/L	20.0		99.7	66-158			
1,1,2-Trichloroethane	**22.4**	0.50	ug/L	20.0		112	75-115			
Trichloroethylene (TCE)	**20.9**	0.50	ug/L	20.0		104	82-128			
Trichlorofluoromethane (R11)	**20.5**	0.50	ug/L	20.0		102	65-137			
1,2,3-Trichloropropane	**20.7**	0.50	ug/L	20.0		104	68-123			
1,1,2-Trichloro-1,2,2-trifluoroethane (R113)	**14.3**	0.50	ug/L	20.0		71.6	62-130			
1,3,5-Trimethylbenzene	**24.5**	0.50	ug/L	20.0		123	70-130			
1,2,4-Trimethylbenzene	**24.4**	0.50	ug/L	20.0		122	70-130			
Vinyl chloride	**17.3**	0.50	ug/L	20.0		86.4	51-151			
o-Xylene	**23.6**	0.50	ug/L	20.0		118	70-130			
m,p-Xylenes	**47.3**	1.0	ug/L	40.0		118	70-130			
Surrogate: 4-Bromofluorobenzene	*50.7*		*ug/L*	*50.0*		*101*	*80-129*			
Surrogate: Dibromofluoromethane	*50.2*		*ug/L*	*50.0*		*100*	*68-137*			
Surrogate: Toluene-d8	*51.5*		*ug/L*	*50.0*		*103*	*83-134*			
LCS Dup (B2K0223-BSD1)				Prepared & Analyzed: 11/02/22						
Acetone	**16.4**	10	ug/L	20.0		82.2	27-123	0.0609	30	
tert-Amyl-Methyl Ether (TAME)	**17.2**	2.0	ug/L	20.0		85.8	58-133	3.49	30	
Benzene	**19.3**	0.50	ug/L	20.0		96.6	60-134	1.39	30	
Bromobenzene	**21.9**	0.50	ug/L	20.0		109	70-130	3.77	30	
Bromochloromethane	**19.6**	0.50	ug/L	20.0		98.2	78-121	1.59	30	
Bromodichloromethane	**19.7**	0.50	ug/L	20.0		98.4	74-135	2.95	30	
Bromoform	**20.4**	0.50	ug/L	20.0		102	68-132	11.0	30	
Bromomethane	**23.0**	0.50	ug/L	20.0		115	58-142	4.08	30	

Viorel Vasile
Operations Manager

LABORATORY ANALYSIS RESULTS

Client: The Source Group, Inc. (SH)
Project No: 04-NDLA-013
Project Name: DFSP Norwalk GW Sampling

AA Project No: A5334714
Date Received: 10/31/22
Date Reported: 11/18/22

Analyte	Result	Reporting Limit	Units	Spike Level	Source Result	%REC	%REC Limits	RPD	RPD Limit	Notes
VOCs & OXYGENATES by GC/MS - Quality Control										
Batch B2K0223 - EPA 5030B										
LCS Dup (B2K0223-BSD1) Continued				Prepared & Analyzed: 11/02/22						
2-Butanone (MEK)	**17.6**	10	ug/L	20.0		88.2	62-138	5.00	30	
tert-Butyl Alcohol (TBA)	**94.4**	10	ug/L	100		94.4	65-148	4.31	30	
sec-Butylbenzene	**22.8**	0.50	ug/L	20.0		114	84-142	7.80	30	
tert-Butylbenzene	**23.0**	0.50	ug/L	20.0		115	70-130	6.02	30	
n-Butylbenzene	**22.1**	0.50	ug/L	20.0		111	70-130	12.2	30	
Carbon Disulfide	**24.9**	0.50	ug/L	20.0		124	17-177	31.5	30	
Carbon Tetrachloride	**17.8**	0.50	ug/L	20.0		89.0	66-155	13.4	30	
Chlorobenzene	**21.9**	0.50	ug/L	20.0		109	70-130	0.780	30	
Chloroethane	**22.1**	0.50	ug/L	20.0		110	45-166	16.9	30	
Chloroform	**20.9**	0.50	ug/L	20.0		105	71-131	1.44	30	
Chloromethane	**20.4**	0.50	ug/L	20.0		102	48-152	13.8	30	
2-Chlorotoluene	**25.0**	0.50	ug/L	20.0		125	70-130	7.33	30	
4-Chlorotoluene	**22.4**	0.50	ug/L	20.0		112	70-130	3.26	30	
1,2-Dibromo-3-chloropropane	**18.1**	1.0	ug/L	20.0		90.6	53-145	17.1	30	
Dibromochloromethane	**20.6**	0.50	ug/L	20.0		103	72-133	9.24	30	
1,2-Dibromoethane (EDB)	**19.5**	0.50	ug/L	20.0		97.6	79-120	0.927	30	
Dibromomethane	**18.7**	0.50	ug/L	20.0		93.4	68-124	1.12	30	
1,3-Dichlorobenzene	**21.6**	0.50	ug/L	20.0		108	70-130	10.8	30	
1,2-Dichlorobenzene	**22.3**	0.50	ug/L	20.0		112	70-130	10.7	30	
1,4-Dichlorobenzene	**20.8**	0.50	ug/L	20.0		104	70-130	15.5	30	
Dichlorodifluoromethane (R12)	**19.8**	0.50	ug/L	20.0		99.0	16-148	40.9	30	QR-02
1,1-Dichloroethane	**21.2**	0.50	ug/L	20.0		106	67-120	4.33	30	
1,2-Dichloroethane (EDC)	**21.8**	0.50	ug/L	20.0		109	57-156	5.12	30	
1,1-Dichloroethylene	**20.9**	0.50	ug/L	20.0		104	50-149	13.8	30	
trans-1,2-Dichloroethylene	**20.4**	0.50	ug/L	20.0		102	66-126	0.195	30	
cis-1,2-Dichloroethylene	**19.7**	0.50	ug/L	20.0		98.6	70-124	2.26	30	
1,2-Dichloropropane	**20.2**	0.50	ug/L	20.0		101	53-139	1.05	30	
2,2-Dichloropropane	**18.5**	0.50	ug/L	20.0		92.4	44-162	1.53	30	
1,3-Dichloropropane	**22.4**	0.50	ug/L	20.0		112	79-113	0.623	30	
cis-1,3-Dichloropropylene	**10.6**	0.50	ug/L	20.0		53.2	67-127	54.9	30	QL-03
trans-1,3-Dichloropropylene	**11.5**	0.50	ug/L	20.0		57.5	76-121	62.3	30	QL-03
1,1-Dichloropropylene	**20.8**	0.50	ug/L	20.0		104	84-124	3.52	30	

Viorel Vasile
Operations Manager

LABORATORY ANALYSIS RESULTS

Client: The Source Group, Inc. (SH)
Project No: 04-NDLA-013
Project Name: DFSP Norwalk GW Sampling

AA Project No: A5334714
Date Received: 10/31/22
Date Reported: 11/18/22

Analyte	Result	Reporting Limit	Units	Spike Level	Source Result	%REC	%REC Limits	RPD	RPD Limit	Notes
VOCs & OXYGENATES by GC/MS - Quality Control										
Batch B2K0223 - EPA 5030B										
LCS Dup (B2K0223-BSD1) Continued				Prepared & Analyzed: 11/02/22						
Diisopropyl ether (DIPE)	**21.4**	2.0	ug/L	20.0		107	51-136	6.11	30	
Ethylbenzene	**22.4**	0.50	ug/L	20.0		112	86-124	2.99	30	
Ethyl-tert-Butyl Ether (ETBE)	**20.6**	2.0	ug/L	20.0		103	62-136	6.66	30	
Hexachlorobutadiene	**22.6**	1.0	ug/L	20.0		113	76-140	3.73	30	
2-Hexanone (MBK)	**17.7**	10	ug/L	20.0		88.5	52-123	8.03	30	
Isopropylbenzene	**23.9**	0.50	ug/L	20.0		120	70-130	2.84	30	
4-Isopropyltoluene	**22.6**	1.0	ug/L	20.0		113	70-130	9.32	30	
Methyl-tert-Butyl Ether (MTBE)	**39.5**	1.2	ug/L	40.0		98.7	58-144	8.01	30	
Methylene Chloride	**18.5**	5.0	ug/L	20.0		92.3	50-135	6.26	30	
4-Methyl-2-pentanone (MIBK)	**15.0**	10	ug/L	20.0		74.9	49-139	19.7	30	
Naphthalene	**17.2**	2.0	ug/L	20.0		86.1	74-128	8.61	30	
n-Propylbenzene	**23.6**	0.50	ug/L	20.0		118	70-130	4.75	30	
Styrene	**24.5**	0.50	ug/L	20.0		123	84-123	3.45	30	
1,1,1,2-Tetrachloroethane	**20.5**	0.50	ug/L	20.0		102	70-130	11.8	30	
1,1,2,2-Tetrachloroethane	**19.1**	0.50	ug/L	20.0		95.4	58-126	6.73	30	
Tetrachloroethylene (PCE)	**23.6**	0.50	ug/L	20.0		118	70-130	1.80	30	
Toluene	**23.3**	0.50	ug/L	20.0		116	83-118	5.33	30	
1,2,3-Trichlorobenzene	**17.3**	0.50	ug/L	20.0		86.5	77-134	22.8	30	
1,2,4-Trichlorobenzene	**18.3**	0.50	ug/L	20.0		91.6	84-128	18.6	30	
1,1,1-Trichloroethane	**21.4**	0.50	ug/L	20.0		107	66-158	7.02	30	
1,1,2-Trichloroethane	**21.8**	0.50	ug/L	20.0		109	75-115	2.44	30	
Trichloroethylene (TCE)	**20.8**	0.50	ug/L	20.0		104	82-128	0.288	30	
Trichlorofluoromethane (R11)	**20.8**	0.50	ug/L	20.0		104	65-137	1.60	30	
1,2,3-Trichloropropane	**19.3**	0.50	ug/L	20.0		96.3	68-123	7.21	30	
1,1,2-Trichloro-1,2,2-trifluoroethane (R113)	**22.9**	0.50	ug/L	20.0		115	62-130	46.1	30	QR-02
1,3,5-Trimethylbenzene	**22.9**	0.50	ug/L	20.0		114	70-130	7.00	30	
1,2,4-Trimethylbenzene	**22.4**	0.50	ug/L	20.0		112	70-130	8.64	30	
Vinyl chloride	**21.5**	0.50	ug/L	20.0		108	51-151	22.0	30	
o-Xylene	**22.6**	0.50	ug/L	20.0		113	70-130	4.36	30	
m,p-Xylenes	**47.3**	1.0	ug/L	40.0		118	70-130	0.0211	30	

Viorel Vasile
Operations Manager

LABORATORY ANALYSIS RESULTS

Client: The Source Group, Inc. (SH)
Project No: 04-NDLA-013
Project Name: DFSP Norwalk GW Sampling

AA Project No: A5334714
Date Received: 10/31/22
Date Reported: 11/18/22

Analyte	Result	Reporting Limit	Units	Spike Level	Source Result	%REC	%REC Limits	RPD	RPD Limit	Notes
VOCs & OXYGENATES by GC/MS - Quality Control										
Batch B2K0223 - EPA 5030B										
LCS Dup (B2K0223-BSD1) Continued				Prepared & Analyzed: 11/02/22						
Surrogate: 4-Bromofluorobenzene	*53.7*		*ug/L*	*50.0*		*107*	*80-129*			
Surrogate: Dibromofluoromethane	*48.0*		*ug/L*	*50.0*		*95.9*	*68-137*			
Surrogate: Toluene-d8	*52.0*		*ug/L*	*50.0*		*104*	*83-134*			
Matrix Spike (B2K0223-MS1)		**Source: 2J31010-03**		Prepared & Analyzed: 11/02/22						
Acetone	**22.4**	10	ug/L	20.0	<10	112	11-169			
tert-Amyl-Methyl Ether (TAME)	**17.6**	2.0	ug/L	20.0	<2.0	88.2	66-133			
Benzene	**19.2**	0.50	ug/L	20.0	<0.50	96.0	56-135			
Bromobenzene	**21.1**	0.50	ug/L	20.0	<0.50	106	70-130			
Bromochloromethane	**19.9**	0.50	ug/L	20.0	<0.50	99.5	74-125			
Bromodichloromethane	**20.2**	0.50	ug/L	20.0	<0.50	101	68-144			
Bromoform	**18.9**	0.50	ug/L	20.0	<0.50	94.5	68-151			
Bromomethane	**25.4**	0.50	ug/L	20.0	<0.50	127	54-142			
2-Butanone (MEK)	**18.4**	10	ug/L	20.0	<10	92.0	62-145			
tert-Butyl Alcohol (TBA)	**89.5**	10	ug/L	100	<10	89.5	73-162			
sec-Butylbenzene	**19.6**	0.50	ug/L	20.0	<0.50	97.9	84-145			
tert-Butylbenzene	**18.6**	0.50	ug/L	20.0	<0.50	93.0	70-130			
n-Butylbenzene	**18.3**	0.50	ug/L	20.0	<0.50	91.7	70-130			
Carbon Disulfide	**24.4**	0.50	ug/L	20.0	<0.50	122	28-151			
Carbon Tetrachloride	**17.2**	0.50	ug/L	20.0	<0.50	85.9	58-164			
Chlorobenzene	**20.4**	0.50	ug/L	20.0	<0.50	102	70-130			
Chloroethane	**23.9**	0.50	ug/L	20.0	<0.50	119	42-164			
Chloroform	**21.3**	0.50	ug/L	20.0	<0.50	107	65-138			
Chloromethane	**20.6**	0.50	ug/L	20.0	<0.50	103	50-152			
2-Chlorotoluene	**21.6**	0.50	ug/L	20.0	<0.50	108	70-130			
4-Chlorotoluene	**20.5**	0.50	ug/L	20.0	<0.50	103	70-130			
1,2-Dibromo-3-chloropropane	**17.8**	1.0	ug/L	20.0	<1.0	88.8	53-161			
Dibromochloromethane	**19.6**	0.50	ug/L	20.0	<0.50	98.2	70-130			
1,2-Dibromoethane (EDB)	**19.0**	0.50	ug/L	20.0	<0.50	95.2	76-130			
Dibromomethane	**21.3**	0.50	ug/L	20.0	<0.50	106	62-135			
1,3-Dichlorobenzene	**20.6**	0.50	ug/L	20.0	<0.50	103	70-130			
1,2-Dichlorobenzene	**21.5**	0.50	ug/L	20.0	<0.50	107	70-130			
1,4-Dichlorobenzene	**19.8**	0.50	ug/L	20.0	<0.50	98.8	70-130			

Viorel Vasile
Operations Manager

LABORATORY ANALYSIS RESULTS

Client: The Source Group, Inc. (SH)
Project No: 04-NDLA-013
Project Name: DFSP Norwalk GW Sampling

AA Project No: A5334714
Date Received: 10/31/22
Date Reported: 11/18/22

Analyte	Result	Reporting Limit	Units	Spike Level	Source Result	%REC	%REC Limits	RPD	RPD Limit	Notes
VOCs & OXYGENATES by GC/MS - Quality Control										
Batch B2K0223 - EPA 5030B										
Matrix Spike (B2K0223-MS1) Continued Source: 2J31010-03 Prepared & Analyzed: 11/02/22										
Dichlorodifluoromethane (R12)	**19.8**	0.50	ug/L	20.0	<0.50	98.8	17-153			
1,1-Dichloroethane	**21.1**	0.50	ug/L	20.0	<0.50	106	55-131			
1,2-Dichloroethane (EDC)	**23.4**	0.50	ug/L	20.0	<0.50	117	52-168			
1,1-Dichloroethylene	**19.2**	0.50	ug/L	20.0	<0.50	96.2	51-140			
trans-1,2-Dichloroethylene	**19.5**	0.50	ug/L	20.0	<0.50	97.6	59-127			
cis-1,2-Dichloroethylene	**20.7**	0.50	ug/L	20.0	<0.50	103	70-130			
1,2-Dichloropropane	**21.1**	0.50	ug/L	20.0	<0.50	106	52-142			
2,2-Dichloropropane	**15.2**	0.50	ug/L	20.0	<0.50	76.0	36-168			
1,3-Dichloropropane	**21.9**	0.50	ug/L	20.0	<0.50	110	80-121			
cis-1,3-Dichloropropylene	**6.20**	0.50	ug/L	20.0	<0.50	31.0	66-130			QM-07
trans-1,3-Dichloropropylene	**7.55**	0.50	ug/L	20.0	<0.50	37.8	78-130			QM-07
1,1-Dichloropropylene	**19.4**	0.50	ug/L	20.0	<0.50	96.8	76-132			
Diisopropyl ether (DIPE)	**22.8**	2.0	ug/L	20.0	<2.0	114	52-138			
Ethylbenzene	**19.8**	0.50	ug/L	20.0	<0.50	98.8	86-128			
Ethyl-tert-Butyl Ether (ETBE)	**21.1**	2.0	ug/L	20.0	<2.0	106	64-137			
Hexachlorobutadiene	**20.0**	1.0	ug/L	20.0	<1.0	99.8	70-130			
2-Hexanone (MBK)	**17.9**	10	ug/L	20.0	<10	89.3	52-141			
Isopropylbenzene	**20.3**	0.50	ug/L	20.0	<0.50	102	70-130			
4-Isopropyltoluene	**18.9**	1.0	ug/L	20.0	<1.0	94.6	83-149			
Methyl-tert-Butyl Ether (MTBE)	**41.6**	1.2	ug/L	40.0	<1.2	104	56-150			
Methylene Chloride	**19.7**	5.0	ug/L	20.0	<5.0	98.6	70-130			
4-Methyl-2-pentanone (MIBK)	**16.5**	10	ug/L	20.0	<10	82.7	60-148			
Naphthalene	**18.0**	2.0	ug/L	20.0	<2.0	90.0	70-130			
n-Propylbenzene	**19.9**	0.50	ug/L	20.0	<0.50	99.6	70-130			
Styrene	**15.5**	0.50	ug/L	20.0	<0.50	77.4	65-141			
1,1,1,2-Tetrachloroethane	**20.8**	0.50	ug/L	20.0	<0.50	104	70-130			
1,1,2,2-Tetrachloroethane	**18.7**	0.50	ug/L	20.0	<0.50	93.7	62-134			
Tetrachloroethylene (PCE)	**21.6**	0.50	ug/L	20.0	<0.50	108	70-130			
Toluene	**21.2**	0.50	ug/L	20.0	<0.50	106	81-123			
1,2,3-Trichlorobenzene	**17.8**	0.50	ug/L	20.0	<0.50	88.9	73-144			
1,2,4-Trichlorobenzene	**17.6**	0.50	ug/L	20.0	<0.50	87.9	80-137			
1,1,1-Trichloroethane	**20.3**	0.50	ug/L	20.0	<0.50	102	62-164			

Viorel Vasile
Operations Manager

LABORATORY ANALYSIS RESULTS

Client: The Source Group, Inc. (SH)
Project No: 04-NDLA-013
Project Name: DFSP Norwalk GW Sampling

AA Project No: A5334714
Date Received: 10/31/22
Date Reported: 11/18/22

Analyte	Result	Reporting Limit	Units	Spike Level	Source Result	%REC	%REC Limits	RPD	RPD Limit	Notes
VOCs & OXYGENATES by GC/MS - Quality Control										
Batch B2K0223 - EPA 5030B										
Matrix Spike (B2K0223-MS1) Continued Source: 2J31010-03 Prepared & Analyzed: 11/02/22										
1,1,2-Trichloroethane	**22.4**	0.50	ug/L	20.0	<0.50	112	76-122			
Trichloroethylene (TCE)	**20.1**	0.50	ug/L	20.0	<0.50	101	72-136			
Trichlorofluoromethane (R11)	**20.0**	0.50	ug/L	20.0	<0.50	100	59-144			
1,2,3-Trichloropropane	**18.8**	0.50	ug/L	20.0	<0.50	93.8	69-135			
1,1,2-Trichloro-1,2,2-trifluoroethane (R113)	**23.7**	0.50	ug/L	20.0	<0.50	119	62-126			
1,3,5-Trimethylbenzene	**17.0**	0.50	ug/L	20.0	<0.50	85.0	70-130			
1,2,4-Trimethylbenzene	**16.1**	0.50	ug/L	20.0	<0.50	80.4	89-134			QM-07
Vinyl chloride	**21.4**	0.50	ug/L	20.0	<0.50	107	54-150			
o-Xylene	**20.2**	0.50	ug/L	20.0	<0.50	101	70-130			
m,p-Xylenes	**32.2**	1.0	ug/L	40.0	<1.0	80.5	70-130			
Surrogate: 4-Bromofluorobenzene	*53.0*		*ug/L*	*50.0*		*106*	*80-129*			
Surrogate: Dibromofluoromethane	*53.3*		*ug/L*	*50.0*		*107*	*68-137*			
Surrogate: Toluene-d8	*51.2*		*ug/L*	*50.0*		*102*	*83-134*			
Matrix Spike Dup (B2K0223-MSD1) Source: 2J31010-03 Prepared & Analyzed: 11/02/22										
Acetone	**19.9**	10	ug/L	20.0	<10	99.3	11-169	11.9	30	
tert-Amyl-Methyl Ether (TAME)	**12.4**	2.0	ug/L	20.0	<2.0	61.8	66-133	35.2	30	QM-07
Benzene	**15.6**	0.50	ug/L	20.0	<0.50	77.9	56-135	20.9	30	
Bromobenzene	**18.7**	0.50	ug/L	20.0	<0.50	93.7	70-130	11.8	30	
Bromochloromethane	**16.6**	0.50	ug/L	20.0	<0.50	83.2	74-125	17.8	30	
Bromodichloromethane	**15.0**	0.50	ug/L	20.0	<0.50	75.0	68-144	29.6	30	
Bromoform	**13.5**	0.50	ug/L	20.0	<0.50	67.4	68-151	33.5	30	QM-07
Bromomethane	**24.4**	0.50	ug/L	20.0	<0.50	122	54-142	4.25	30	
2-Butanone (MEK)	**13.5**	10	ug/L	20.0	<10	67.7	62-145	30.4	30	
tert-Butyl Alcohol (TBA)	**77.6**	10	ug/L	100	<10	77.6	73-162	14.2	30	
sec-Butylbenzene	**18.1**	0.50	ug/L	20.0	<0.50	90.3	84-145	8.08	30	
tert-Butylbenzene	**17.4**	0.50	ug/L	20.0	<0.50	86.9	70-130	6.78	30	
n-Butylbenzene	**17.0**	0.50	ug/L	20.0	<0.50	85.2	70-130	7.35	30	
Carbon Disulfide	**21.7**	0.50	ug/L	20.0	<0.50	108	28-151	12.0	30	
Carbon Tetrachloride	**12.4**	0.50	ug/L	20.0	<0.50	62.1	58-164	32.2	30	
Chlorobenzene	**18.0**	0.50	ug/L	20.0	<0.50	90.2	70-130	12.5	30	

Viorel Vasile
Operations Manager

LABORATORY ANALYSIS RESULTS

Client: The Source Group, Inc. (SH)
Project No: 04-NDLA-013
Project Name: DFSP Norwalk GW Sampling

AA Project No: A5334714
Date Received: 10/31/22
Date Reported: 11/18/22

Analyte	Result	Reporting Limit	Units	Spike Level	Source Result	%REC	%REC Limits	RPD	RPD Limit	Notes
VOCs & OXYGENATES by GC/MS - Quality Control										
Batch B2K0223 - EPA 5030B										
Matrix Spike Dup (B2K0223-MSD1) Continued				**Source: 2J31010-03**	Prepared & Analyzed: 11/02/22					
Chloroethane	**17.3**	0.50	ug/L	20.0	<0.50	86.5	42-164	31.9	30	
Chloroform	**18.6**	0.50	ug/L	20.0	<0.50	92.8	65-138	13.8	30	
Chloromethane	**22.6**	0.50	ug/L	20.0	<0.50	113	50-152	9.15	30	
2-Chlorotoluene	**20.6**	0.50	ug/L	20.0	<0.50	103	70-130	4.78	30	
4-Chlorotoluene	**18.7**	0.50	ug/L	20.0	<0.50	93.4	70-130	9.34	30	
1,2-Dibromo-3-chloropropane	**16.7**	1.0	ug/L	20.0	<1.0	83.7	53-161	5.86	30	
Dibromochloromethane	**14.1**	0.50	ug/L	20.0	<0.50	70.6	70-130	32.8	30	
1,2-Dibromoethane (EDB)	**13.6**	0.50	ug/L	20.0	<0.50	67.8	76-130	33.6	30	QM-07
Dibromomethane	**16.1**	0.50	ug/L	20.0	<0.50	80.5	62-135	27.8	30	
1,3-Dichlorobenzene	**18.3**	0.50	ug/L	20.0	<0.50	91.6	70-130	11.5	30	
1,2-Dichlorobenzene	**18.6**	0.50	ug/L	20.0	<0.50	93.0	70-130	14.4	30	
1,4-Dichlorobenzene	**17.5**	0.50	ug/L	20.0	<0.50	87.4	70-130	12.2	30	
Dichlorodifluoromethane (R12)	**19.9**	0.50	ug/L	20.0	<0.50	99.6	17-153	0.756	30	
1,1-Dichloroethane	**17.5**	0.50	ug/L	20.0	<0.50	87.6	55-131	18.6	30	
1,2-Dichloroethane (EDC)	**18.7**	0.50	ug/L	20.0	<0.50	93.6	52-168	22.3	30	
1,1-Dichloroethylene	**17.9**	0.50	ug/L	20.0	<0.50	89.3	51-140	7.49	30	
trans-1,2-Dichloroethylene	**18.0**	0.50	ug/L	20.0	<0.50	89.8	59-127	8.32	30	
cis-1,2-Dichloroethylene	**17.0**	0.50	ug/L	20.0	<0.50	85.2	70-130	19.2	30	
1,2-Dichloropropane	**16.0**	0.50	ug/L	20.0	<0.50	79.8	52-142	27.8	30	
2,2-Dichloropropane	**4.19**	0.50	ug/L	20.0	<0.50	21.0	36-168	114	30	QM-07
1,3-Dichloropropane	**15.9**	0.50	ug/L	20.0	<0.50	79.4	80-121	31.9	30	QM-07
cis-1,3-Dichloropropylene	**2.33**	0.50	ug/L	20.0	<0.50	11.6	66-130	90.7	30	QM-07
trans-1,3-Dichloropropylene	**3.80**	0.50	ug/L	20.0	<0.50	19.0	78-130	66.1	30	QM-07
1,1-Dichloropropylene	**15.8**	0.50	ug/L	20.0	<0.50	79.1	76-132	20.2	30	
Diisopropyl ether (DIPE)	**17.2**	2.0	ug/L	20.0	<2.0	86.1	52-138	28.0	30	
Ethylbenzene	**17.6**	0.50	ug/L	20.0	<0.50	88.2	86-128	11.2	30	
Ethyl-tert-Butyl Ether (ETBE)	**14.9**	2.0	ug/L	20.0	<2.0	74.4	64-137	34.6	30	
Hexachlorobutadiene	**16.3**	1.0	ug/L	20.0	<1.0	81.4	70-130	20.4	30	
2-Hexanone (MBK)	**13.7**	10	ug/L	20.0	<10	68.4	52-141	26.4	30	
Isopropylbenzene	**19.1**	0.50	ug/L	20.0	<0.50	95.7	70-130	5.93	30	
4-Isopropyltoluene	**17.6**	1.0	ug/L	20.0	<1.0	87.9	83-149	7.34	30	

Viorel Vasile
Operations Manager

LABORATORY ANALYSIS RESULTS

Client: The Source Group, Inc. (SH)
Project No: 04-NDLA-013
Project Name: DFSP Norwalk GW Sampling

AA Project No: A5334714
Date Received: 10/31/22
Date Reported: 11/18/22

Analyte	Result	Reporting Limit	Units	Spike Level	Source Result	%REC	%REC Limits	RPD	RPD Limit	Notes
VOCs & OXYGENATES by GC/MS - Quality Control										
Batch B2K0223 - EPA 5030B										
Matrix Spike Dup (B2K0223-MSD1) Continued			**Source: 2J31010-03**	Prepared & Analyzed: 11/02/22						
Methyl-tert-Butyl Ether (MTBE)	**30.3**	1.2	ug/L	40.0	<1.2	75.8	56-150	31.5	30	
Methylene Chloride	**16.3**	5.0	ug/L	20.0	<5.0	81.6	70-130	19.0	30	
4-Methyl-2-pentanone (MIBK)	**13.7**	10	ug/L	20.0	<10	68.6	60-148	18.6	30	
Naphthalene	**16.3**	2.0	ug/L	20.0	<2.0	81.6	70-130	9.78	30	
n-Propylbenzene	**18.9**	0.50	ug/L	20.0	<0.50	94.4	70-130	5.46	30	
Styrene	**17.8**	0.50	ug/L	20.0	<0.50	88.8	65-141	13.7	30	
1,1,1,2-Tetrachloroethane	**16.7**	0.50	ug/L	20.0	<0.50	83.7	70-130	21.7	30	
1,1,2,2-Tetrachloroethane	**18.0**	0.50	ug/L	20.0	<0.50	89.8	62-134	4.25	30	
Tetrachloroethylene (PCE)	**18.4**	0.50	ug/L	20.0	<0.50	92.2	70-130	15.6	30	
Toluene	**18.3**	0.50	ug/L	20.0	<0.50	91.4	81-123	14.7	30	
1,2,3-Trichlorobenzene	**13.6**	0.50	ug/L	20.0	<0.50	68.2	73-144	26.4	30	QM-07
1,2,4-Trichlorobenzene	**15.0**	0.50	ug/L	20.0	<0.50	74.8	80-137	16.2	30	QM-07
1,1,1-Trichloroethane	**16.0**	0.50	ug/L	20.0	<0.50	79.9	62-164	23.9	30	
1,1,2-Trichloroethane	**17.8**	0.50	ug/L	20.0	<0.50	89.2	76-122	22.6	30	
Trichloroethylene (TCE)	**16.7**	0.50	ug/L	20.0	<0.50	83.5	72-136	18.6	30	
Trichlorofluoromethane (R11)	**20.5**	0.50	ug/L	20.0	<0.50	102	59-144	2.32	30	
1,2,3-Trichloropropane	**16.8**	0.50	ug/L	20.0	<0.50	83.8	69-135	11.3	30	
1,1,2-Trichloro-1,2,2-trifluoroethane (R113)	**22.4**	0.50	ug/L	20.0	<0.50	112	62-126	5.50	30	
1,3,5-Trimethylbenzene	**18.8**	0.50	ug/L	20.0	<0.50	93.8	70-130	9.73	30	
1,2,4-Trimethylbenzene	**18.5**	0.50	ug/L	20.0	<0.50	92.4	89-134	13.8	30	
Vinyl chloride	**20.6**	0.50	ug/L	20.0	<0.50	103	54-150	3.66	30	
o-Xylene	**18.5**	0.50	ug/L	20.0	<0.50	92.6	70-130	8.48	30	
m,p-Xylenes	**38.2**	1.0	ug/L	40.0	<1.0	95.5	70-130	17.0	30	
Surrogate: 4-Bromofluorobenzene	*53.3*		*ug/L*	*50.0*		*107*	*80-129*			
Surrogate: Dibromofluoromethane	*44.2*		*ug/L*	*50.0*		*88.3*	*68-137*			
Surrogate: Toluene-d8	*51.3*		*ug/L*	*50.0*		*103*	*83-134*			
Batch B2K0302 - EPA 5030B										
Blank (B2K0302-BLK1)				Prepared & Analyzed: 11/03/22						
Acetone	<10	10	ug/L							

Viorel Vasile
Operations Manager

LABORATORY ANALYSIS RESULTS

Client: The Source Group, Inc. (SH)
Project No: 04-NDLA-013
Project Name: DFSP Norwalk GW Sampling

AA Project No: A5334714
Date Received: 10/31/22
Date Reported: 11/18/22

Analyte	Result	Reporting Limit	Units	Spike Level	Source Result	%REC	%REC Limits	RPD	RPD Limit	Notes
VOCs & OXYGENATES by GC/MS - Quality Control										
Batch B2K0302 - EPA 5030B										
Blank (B2K0302-BLK1) Continued				Prepared & Analyzed: 11/03/22						
tert-Amyl-Methyl Ether (TAME)	<2.0	2.0	ug/L							
Benzene	<0.50	0.50	ug/L							
Bromobenzene	<0.50	0.50	ug/L							
Bromochloromethane	<0.50	0.50	ug/L							
Bromodichloromethane	<0.50	0.50	ug/L							
Bromoform	<0.50	0.50	ug/L							
Bromomethane	<0.50	0.50	ug/L							
2-Butanone (MEK)	<10	10	ug/L							
tert-Butyl Alcohol (TBA)	<10	10	ug/L							
sec-Butylbenzene	<0.50	0.50	ug/L							
tert-Butylbenzene	<0.50	0.50	ug/L							
n-Butylbenzene	<0.50	0.50	ug/L							
Carbon Disulfide	<0.50	0.50	ug/L							
Carbon Tetrachloride	<0.50	0.50	ug/L							
Chlorobenzene	<0.50	0.50	ug/L							
Chloroethane	<0.50	0.50	ug/L							
Chloroform	<0.50	0.50	ug/L							
Chloromethane	<0.50	0.50	ug/L							
2-Chlorotoluene	<0.50	0.50	ug/L							
4-Chlorotoluene	<0.50	0.50	ug/L							
1,2-Dibromo-3-chloropropane	<1.0	1.0	ug/L							
Dibromochloromethane	<0.50	0.50	ug/L							
1,2-Dibromoethane (EDB)	<0.50	0.50	ug/L							
Dibromomethane	<0.50	0.50	ug/L							
1,3-Dichlorobenzene	<0.50	0.50	ug/L							
1,2-Dichlorobenzene	<0.50	0.50	ug/L							
1,4-Dichlorobenzene	<0.50	0.50	ug/L							
Dichlorodifluoromethane (R12)	<0.50	0.50	ug/L							
1,1-Dichloroethane	<0.50	0.50	ug/L							
1,2-Dichloroethane (EDC)	<0.50	0.50	ug/L							
1,1-Dichloroethylene	<0.50	0.50	ug/L							
trans-1,2-Dichloroethylene	<0.50	0.50	ug/L							

Viorel Vasile
Operations Manager

LABORATORY ANALYSIS RESULTS

Client: The Source Group, Inc. (SH)
Project No: 04-NDLA-013
Project Name: DFSP Norwalk GW Sampling

AA Project No: A5334714
Date Received: 10/31/22
Date Reported: 11/18/22

Analyte	Result	Reporting Limit	Units	Spike Level	Source Result	%REC	%REC Limits	RPD	RPD Limit	Notes
VOCs & OXYGENATES by GC/MS - Quality Control										
Batch B2K0302 - EPA 5030B										
Blank (B2K0302-BLK1) Continued				Prepared & Analyzed: 11/03/22						
cis-1,2-Dichloroethylene	<0.50	0.50	ug/L							
1,2-Dichloropropane	<0.50	0.50	ug/L							
2,2-Dichloropropane	<0.50	0.50	ug/L							
1,3-Dichloropropane	<0.50	0.50	ug/L							
cis-1,3-Dichloropropylene	<0.50	0.50	ug/L							
trans-1,3-Dichloropropylene	<0.50	0.50	ug/L							
1,1-Dichloropropylene	<0.50	0.50	ug/L							
Diisopropyl ether (DIPE)	<2.0	2.0	ug/L							
Ethylbenzene	<0.50	0.50	ug/L							
Ethyl-tert-Butyl Ether (ETBE)	<2.0	2.0	ug/L							
Hexachlorobutadiene	<1.0	1.0	ug/L							
2-Hexanone (MBK)	<10	10	ug/L							
Isopropylbenzene	<0.50	0.50	ug/L							
4-Isopropyltoluene	<1.0	1.0	ug/L							
Methyl-tert-Butyl Ether (MTBE)	<1.2	1.2	ug/L							
Methylene Chloride	<5.0	5.0	ug/L							
4-Methyl-2-pentanone (MIBK)	<10	10	ug/L							
Naphthalene	<2.0	2.0	ug/L							
n-Propylbenzene	<0.50	0.50	ug/L							
Styrene	<0.50	0.50	ug/L							
1,1,1,2-Tetrachloroethane	<0.50	0.50	ug/L							
1,1,2,2-Tetrachloroethane	<0.50	0.50	ug/L							
Tetrachloroethylene (PCE)	<0.50	0.50	ug/L							
Toluene	<0.50	0.50	ug/L							
1,2,3-Trichlorobenzene	<0.50	0.50	ug/L							
1,2,4-Trichlorobenzene	<0.50	0.50	ug/L							
1,1,1-Trichloroethane	<0.50	0.50	ug/L							
1,1,2-Trichloroethane	<0.50	0.50	ug/L							
Trichloroethylene (TCE)	<0.50	0.50	ug/L							
Trichlorofluoromethane (R11)	<0.50	0.50	ug/L							
1,2,3-Trichloropropane	<0.50	0.50	ug/L							

Viorel Vasile
Operations Manager

LABORATORY ANALYSIS RESULTS

Client: The Source Group, Inc. (SH)
Project No: 04-NDLA-013
Project Name: DFSP Norwalk GW Sampling

AA Project No: A5334714
Date Received: 10/31/22
Date Reported: 11/18/22

Analyte	Result	Reporting Limit	Units	Spike Level	Source Result	%REC	%REC Limits	RPD	RPD Limit	Notes
VOCs & OXYGENATES by GC/MS - Quality Control										
Batch B2K0302 - EPA 5030B										
Blank (B2K0302-BLK1) Continued				Prepared & Analyzed: 11/03/22						
1,1,2-Trichloro-1,2,2-trifluoroethane (R113)	<0.50	0.50	ug/L							
1,3,5-Trimethylbenzene	<0.50	0.50	ug/L							
1,2,4-Trimethylbenzene	<0.50	0.50	ug/L							
Vinyl chloride	<0.50	0.50	ug/L							
o-Xylene	<0.50	0.50	ug/L							
m,p-Xylenes	<1.0	1.0	ug/L							
Surrogate: 4-Bromofluorobenzene	*52.1*		*ug/L*	*50.0*		*104*	*80-129*			
Surrogate: Dibromofluoromethane	*47.9*		*ug/L*	*50.0*		*95.9*	*68-137*			
Surrogate: Toluene-d8	*51.1*		*ug/L*	*50.0*		*102*	*83-134*			
LCS (B2K0302-BS1)				Prepared & Analyzed: 11/03/22						
Acetone	**16.0**	10	ug/L	20.0		79.9	27-123			
tert-Amyl-Methyl Ether (TAME)	**14.5**	2.0	ug/L	20.0		72.5	58-133			
Benzene	**18.2**	0.50	ug/L	20.0		91.2	60-134			
Bromobenzene	**19.5**	0.50	ug/L	20.0		97.3	70-130			
Bromochloromethane	**17.7**	0.50	ug/L	20.0		88.6	78-121			
Bromodichloromethane	**17.6**	0.50	ug/L	20.0		88.2	74-135			
Bromoform	**15.4**	0.50	ug/L	20.0		76.8	68-132			
Bromomethane	**26.2**	0.50	ug/L	20.0		131	58-142			
2-Butanone (MEK)	**15.8**	10	ug/L	20.0		78.9	62-138			
tert-Butyl Alcohol (TBA)	**61.9**	10	ug/L	100		61.9	65-148			QL-07
sec-Butylbenzene	**21.1**	0.50	ug/L	20.0		106	84-142			
tert-Butylbenzene	**21.6**	0.50	ug/L	20.0		108	70-130			
n-Butylbenzene	**21.6**	0.50	ug/L	20.0		108	70-130			
Carbon Disulfide	**22.1**	0.50	ug/L	20.0		110	17-177			
Carbon Tetrachloride	**17.6**	0.50	ug/L	20.0		87.8	66-155			
Chlorobenzene	**19.9**	0.50	ug/L	20.0		99.4	70-130			
Chloroethane	**20.1**	0.50	ug/L	20.0		101	45-166			
Chloroform	**20.0**	0.50	ug/L	20.0		100	71-131			
Chloromethane	**19.8**	0.50	ug/L	20.0		98.9	48-152			
2-Chlorotoluene	**22.5**	0.50	ug/L	20.0		112	70-130			

Viorel Vasile
Operations Manager

LABORATORY ANALYSIS RESULTS

Client: The Source Group, Inc. (SH)
Project No: 04-NDLA-013
Project Name: DFSP Norwalk GW Sampling

AA Project No: A5334714
Date Received: 10/31/22
Date Reported: 11/18/22

Analyte	Result	Reporting Limit	Units	Spike Level	Source Result	%REC	%REC Limits	RPD	RPD Limit	Notes
VOCs & OXYGENATES by GC/MS - Quality Control										
Batch B2K0302 - EPA 5030B										
LCS (B2K0302-BS1) Continued				Prepared & Analyzed: 11/03/22						
4-Chlorotoluene	**20.0**	0.50	ug/L	20.0		100	70-130			
1,2-Dibromo-3-chloropropane	**12.6**	1.0	ug/L	20.0		62.8	53-145			
Dibromochloromethane	**16.7**	0.50	ug/L	20.0		83.4	72-133			
1,2-Dibromoethane (EDB)	**16.0**	0.50	ug/L	20.0		79.8	79-120			
Dibromomethane	**17.5**	0.50	ug/L	20.0		87.4	68-124			
1,3-Dichlorobenzene	**20.0**	0.50	ug/L	20.0		100	70-130			
1,2-Dichlorobenzene	**21.2**	0.50	ug/L	20.0		106	70-130			
1,4-Dichlorobenzene	**20.0**	0.50	ug/L	20.0		100	70-130			
Dichlorodifluoromethane (R12)	**18.5**	0.50	ug/L	20.0		92.3	16-148			
1,1-Dichloroethane	**19.9**	0.50	ug/L	20.0		99.6	67-120			
1,2-Dichloroethane (EDC)	**20.0**	0.50	ug/L	20.0		100	57-156			
1,1-Dichloroethylene	**19.8**	0.50	ug/L	20.0		98.8	50-149			
trans-1,2-Dichloroethylene	**19.6**	0.50	ug/L	20.0		97.8	66-126			
cis-1,2-Dichloroethylene	**18.6**	0.50	ug/L	20.0		93.2	70-124			
1,2-Dichloropropane	**18.3**	0.50	ug/L	20.0		91.6	53-139			
2,2-Dichloropropane	**13.5**	0.50	ug/L	20.0		67.3	44-162			
1,3-Dichloropropane	**18.2**	0.50	ug/L	20.0		91.0	79-113			
cis-1,3-Dichloropropylene	**6.17**	0.50	ug/L	20.0		30.8	67-127			QL-07
trans-1,3-Dichloropropylene	**7.32**	0.50	ug/L	20.0		36.6	76-121			QL-07
1,1-Dichloropropylene	**19.8**	0.50	ug/L	20.0		99.2	84-124			
Diisopropyl ether (DIPE)	**19.2**	2.0	ug/L	20.0		96.1	51-136			
Ethylbenzene	**20.0**	0.50	ug/L	20.0		99.9	86-124			
Ethyl-tert-Butyl Ether (ETBE)	**17.5**	2.0	ug/L	20.0		87.4	62-136			
Hexachlorobutadiene	**24.4**	1.0	ug/L	20.0		122	76-140			
2-Hexanone (MBK)	**13.0**	10	ug/L	20.0		64.8	52-123			
Isopropylbenzene	**21.8**	0.50	ug/L	20.0		109	70-130			
4-Isopropyltoluene	**21.6**	1.0	ug/L	20.0		108	70-130			
Methyl-tert-Butyl Ether (MTBE)	**32.9**	1.2	ug/L	40.0		82.3	58-144			
Methylene Chloride	**16.8**	5.0	ug/L	20.0		84.2	50-135			
4-Methyl-2-pentanone (MIBK)	**12.2**	10	ug/L	20.0		60.9	49-139			
Naphthalene	**14.7**	2.0	ug/L	20.0		73.6	74-128			QL-02
n-Propylbenzene	**22.0**	0.50	ug/L	20.0		110	70-130			

Viorel Vasile
Operations Manager

LABORATORY ANALYSIS RESULTS

Client: The Source Group, Inc. (SH)
Project No: 04-NDLA-013
Project Name: DFSP Norwalk GW Sampling

AA Project No: A5334714
Date Received: 10/31/22
Date Reported: 11/18/22

Analyte	Result	Reporting Limit	Units	Spike Level	Source Result	%REC	%REC Limits	RPD	RPD Limit	Notes
VOCs & OXYGENATES by GC/MS - Quality Control										
Batch B2K0302 - EPA 5030B										
LCS (B2K0302-BS1) Continued				Prepared & Analyzed: 11/03/22						
Styrene	**22.3**	0.50	ug/L	20.0		112	84-123			
1,1,1,2-Tetrachloroethane	**18.8**	0.50	ug/L	20.0		93.9	70-130			
1,1,2,2-Tetrachloroethane	**15.5**	0.50	ug/L	20.0		77.5	58-126			
Tetrachloroethylene (PCE)	**22.2**	0.50	ug/L	20.0		111	70-130			
Toluene	**21.1**	0.50	ug/L	20.0		106	83-118			
1,2,3-Trichlorobenzene	**17.4**	0.50	ug/L	20.0		87.0	77-134			
1,2,4-Trichlorobenzene	**18.2**	0.50	ug/L	20.0		91.2	84-128			
1,1,1-Trichloroethane	**20.2**	0.50	ug/L	20.0		101	66-158			
1,1,2-Trichloroethane	**19.1**	0.50	ug/L	20.0		95.5	75-115			
Trichloroethylene (TCE)	**20.4**	0.50	ug/L	20.0		102	82-128			
Trichlorofluoromethane (R11)	**18.0**	0.50	ug/L	20.0		89.9	65-137			
1,2,3-Trichloropropane	**15.4**	0.50	ug/L	20.0		76.8	68-123			
1,1,2-Trichloro-1,2,2-trifluoroethane (R113)	**23.0**	0.50	ug/L	20.0		115	62-130			
1,3,5-Trimethylbenzene	**21.8**	0.50	ug/L	20.0		109	70-130			
1,2,4-Trimethylbenzene	**21.2**	0.50	ug/L	20.0		106	70-130			
Vinyl chloride	**20.3**	0.50	ug/L	20.0		101	51-151			
o-Xylene	**21.0**	0.50	ug/L	20.0		105	70-130			
m,p-Xylenes	**43.3**	1.0	ug/L	40.0		108	70-130			
Surrogate: 4-Bromofluorobenzene	*51.1*		*ug/L*	*50.0*		*102*	*80-129*			
Surrogate: Dibromofluoromethane	*48.4*		*ug/L*	*50.0*		*96.7*	*68-137*			
Surrogate: Toluene-d8	*51.4*		*ug/L*	*50.0*		*103*	*83-134*			
LCS Dup (B2K0302-BSD1)				Prepared & Analyzed: 11/03/22						
Acetone	**15.5**	10	ug/L	20.0		77.4	27-123	3.24	30	
tert-Amyl-Methyl Ether (TAME)	**12.9**	2.0	ug/L	20.0		64.4	58-133	11.8	30	
Benzene	**15.7**	0.50	ug/L	20.0		78.6	60-134	14.8	30	
Bromobenzene	**19.2**	0.50	ug/L	20.0		96.2	70-130	1.08	30	
Bromochloromethane	**15.3**	0.50	ug/L	20.0		76.4	78-121	14.7	30	QM-07
Bromodichloromethane	**15.7**	0.50	ug/L	20.0		78.4	74-135	11.8	30	
Bromoform	**16.4**	0.50	ug/L	20.0		81.9	68-132	6.36	30	
Bromomethane	**25.5**	0.50	ug/L	20.0		127	58-142	2.67	30	

Viorel Vasile
Operations Manager

LABORATORY ANALYSIS RESULTS

Client: The Source Group, Inc. (SH)
Project No: 04-NDLA-013
Project Name: DFSP Norwalk GW Sampling

AA Project No: A5334714
Date Received: 10/31/22
Date Reported: 11/18/22

Analyte	Result	Reporting Limit	Units	Spike Level	Source Result	%REC	%REC Limits	RPD	RPD Limit	Notes
VOCs & OXYGENATES by GC/MS - Quality Control										
Batch B2K0302 - EPA 5030B										
LCS Dup (B2K0302-BSD1) Continued				Prepared & Analyzed: 11/03/22						
2-Butanone (MEK)	**13.3**	10	ug/L	20.0		66.6	62-138	16.9	30	
tert-Butyl Alcohol (TBA)	**62.2**	10	ug/L	100		62.2	65-148	0.468	30	QL-07
sec-Butylbenzene	**20.4**	0.50	ug/L	20.0		102	84-142	3.37	30	
tert-Butylbenzene	**19.1**	0.50	ug/L	20.0		95.5	70-130	12.5	30	
n-Butylbenzene	**20.5**	0.50	ug/L	20.0		103	70-130	5.18	30	
Carbon Disulfide	**19.0**	0.50	ug/L	20.0		95.2	17-177	14.9	30	
Carbon Tetrachloride	**16.4**	0.50	ug/L	20.0		82.1	66-155	6.77	30	
Chlorobenzene	**18.8**	0.50	ug/L	20.0		94.0	70-130	5.58	30	
Chloroethane	**20.0**	0.50	ug/L	20.0		99.8	45-166	0.948	30	
Chloroform	**17.2**	0.50	ug/L	20.0		86.0	71-131	15.1	30	
Chloromethane	**17.0**	0.50	ug/L	20.0		85.2	48-152	14.9	30	
2-Chlorotoluene	**22.8**	0.50	ug/L	20.0		114	70-130	1.10	30	
4-Chlorotoluene	**20.2**	0.50	ug/L	20.0		101	70-130	0.994	30	
1,2-Dibromo-3-chloropropane	**16.6**	1.0	ug/L	20.0		82.9	53-145	27.7	30	
Dibromochloromethane	**17.2**	0.50	ug/L	20.0		85.8	72-133	2.72	30	
1,2-Dibromoethane (EDB)	**16.3**	0.50	ug/L	20.0		81.3	79-120	1.86	30	
Dibromomethane	**15.6**	0.50	ug/L	20.0		77.8	68-124	11.6	30	
1,3-Dichlorobenzene	**19.9**	0.50	ug/L	20.0		99.6	70-130	0.401	30	
1,2-Dichlorobenzene	**20.3**	0.50	ug/L	20.0		102	70-130	4.38	30	
1,4-Dichlorobenzene	**19.6**	0.50	ug/L	20.0		97.8	70-130	2.37	30	
Dichlorodifluoromethane (R12)	**16.4**	0.50	ug/L	20.0		82.1	16-148	11.7	30	
1,1-Dichloroethane	**17.4**	0.50	ug/L	20.0		86.8	67-120	13.6	30	
1,2-Dichloroethane (EDC)	**17.8**	0.50	ug/L	20.0		89.0	57-156	11.9	30	
1,1-Dichloroethylene	**17.2**	0.50	ug/L	20.0		86.2	50-149	13.6	30	
trans-1,2-Dichloroethylene	**17.2**	0.50	ug/L	20.0		86.0	66-126	12.7	30	
cis-1,2-Dichloroethylene	**16.6**	0.50	ug/L	20.0		83.0	70-124	11.6	30	
1,2-Dichloropropane	**15.9**	0.50	ug/L	20.0		79.7	53-139	13.9	30	
2,2-Dichloropropane	**14.8**	0.50	ug/L	20.0		74.2	44-162	9.75	30	
1,3-Dichloropropane	**18.8**	0.50	ug/L	20.0		94.0	79-113	3.30	30	
cis-1,3-Dichloropropylene	**9.37**	0.50	ug/L	20.0		46.8	67-127	41.2	30	QL-07
trans-1,3-Dichloropropylene	**12.3**	0.50	ug/L	20.0		61.7	76-121	51.1	30	QL-07
1,1-Dichloropropylene	**17.4**	0.50	ug/L	20.0		87.2	84-124	12.8	30	

Viorel Vasile
Operations Manager

LABORATORY ANALYSIS RESULTS

Client: The Source Group, Inc. (SH)
Project No: 04-NDLA-013
Project Name: DFSP Norwalk GW Sampling

AA Project No: A5334714
Date Received: 10/31/22
Date Reported: 11/18/22

Analyte	Result	Reporting Limit	Units	Spike Level	Source Result	%REC	%REC Limits	RPD	RPD Limit	Notes
VOCs & OXYGENATES by GC/MS - Quality Control										
Batch B2K0302 - EPA 5030B										
LCS Dup (B2K0302-BSD1) Continued				Prepared & Analyzed: 11/03/22						
Diisopropyl ether (DIPE)	**17.2**	2.0	ug/L	20.0		85.8	51-136	11.3	30	
Ethylbenzene	**19.2**	0.50	ug/L	20.0		96.2	86-124	3.83	30	
Ethyl-tert-Butyl Ether (ETBE)	**16.0**	2.0	ug/L	20.0		79.8	62-136	9.21	30	
Hexachlorobutadiene	**21.6**	1.0	ug/L	20.0		108	76-140	12.2	30	
2-Hexanone (MBK)	**13.2**	10	ug/L	20.0		66.0	52-123	1.84	30	
Isopropylbenzene	**21.6**	0.50	ug/L	20.0		108	70-130	0.876	30	
4-Isopropyltoluene	**20.8**	1.0	ug/L	20.0		104	70-130	3.78	30	
Methyl-tert-Butyl Ether (MTBE)	**30.1**	1.2	ug/L	40.0		75.2	58-144	8.98	30	
Methylene Chloride	**15.3**	5.0	ug/L	20.0		76.5	50-135	9.64	30	
4-Methyl-2-pentanone (MIBK)	**10.1**	10	ug/L	20.0		50.7	49-139	18.3	30	
Naphthalene	**16.2**	2.0	ug/L	20.0		80.8	74-128	9.33	30	
n-Propylbenzene	**21.7**	0.50	ug/L	20.0		108	70-130	1.42	30	
Styrene	**20.8**	0.50	ug/L	20.0		104	84-123	7.29	30	
1,1,1,2-Tetrachloroethane	**18.4**	0.50	ug/L	20.0		92.0	70-130	2.04	30	
1,1,2,2-Tetrachloroethane	**15.6**	0.50	ug/L	20.0		78.2	58-126	0.835	30	
Tetrachloroethylene (PCE)	**21.7**	0.50	ug/L	20.0		108	70-130	2.41	30	
Toluene	**20.4**	0.50	ug/L	20.0		102	83-118	3.52	30	
1,2,3-Trichlorobenzene	**17.5**	0.50	ug/L	20.0		87.3	77-134	0.402	30	
1,2,4-Trichlorobenzene	**17.5**	0.50	ug/L	20.0		87.4	84-128	4.20	30	
1,1,1-Trichloroethane	**18.0**	0.50	ug/L	20.0		89.8	66-158	11.6	30	
1,1,2-Trichloroethane	**18.5**	0.50	ug/L	20.0		92.6	75-115	3.03	30	
Trichloroethylene (TCE)	**17.2**	0.50	ug/L	20.0		86.2	82-128	17.1	30	
Trichlorofluoromethane (R11)	**22.0**	0.50	ug/L	20.0		110	65-137	20.2	30	
1,2,3-Trichloropropane	**15.0**	0.50	ug/L	20.0		75.2	68-123	2.24	30	
1,1,2-Trichloro-1,2,2-trifluoroethane (R113)	**22.8**	0.50	ug/L	20.0		114	62-130	0.655	30	
1,3,5-Trimethylbenzene	**20.7**	0.50	ug/L	20.0		103	70-130	5.18	30	
1,2,4-Trimethylbenzene	**20.5**	0.50	ug/L	20.0		102	70-130	3.46	30	
Vinyl chloride	**19.0**	0.50	ug/L	20.0		95.2	51-151	6.25	30	
o-Xylene	**19.5**	0.50	ug/L	20.0		97.4	70-130	7.22	30	
m,p-Xylenes	**39.8**	1.0	ug/L	40.0		99.4	70-130	8.45	30	

Viorel Vasile
Operations Manager

LABORATORY ANALYSIS RESULTS

Client: The Source Group, Inc. (SH)
Project No: 04-NDLA-013
Project Name: DFSP Norwalk GW Sampling

AA Project No: A5334714
Date Received: 10/31/22
Date Reported: 11/18/22

Analyte	Result	Reporting Limit	Units	Spike Level	Source Result	%REC	%REC Limits	RPD	RPD Limit	Notes
VOCs & OXYGENATES by GC/MS - Quality Control										
Batch B2K0302 - EPA 5030B										
LCS Dup (B2K0302-BSD1) Continued				Prepared & Analyzed: 11/03/22						
Surrogate: 4-Bromofluorobenzene	*53.9*		*ug/L*	*50.0*		*108*	*80-129*			
Surrogate: Dibromofluoromethane	*48.5*		*ug/L*	*50.0*		*96.9*	*68-137*			
Surrogate: Toluene-d8	*56.7*		*ug/L*	*50.0*		*113*	*83-134*			
Matrix Spike (B2K0302-MS1)		**Source: 2J31012-02**		Prepared & Analyzed: 11/03/22						
Acetone	**16.3**	10	ug/L	20.0		81.3	11-169			
tert-Amyl-Methyl Ether (TAME)	**12.6**	2.0	ug/L	20.0		63.0	66-133			QM-07
Benzene	**17.3**	0.50	ug/L	20.0		86.6	56-135			
Bromobenzene	**20.2**	0.50	ug/L	20.0		101	70-130			
Bromochloromethane	**15.2**	0.50	ug/L	20.0		76.0	74-125			
Bromodichloromethane	**15.0**	0.50	ug/L	20.0		75.2	68-144			
Bromoform	**18.6**	0.50	ug/L	20.0		92.8	68-151			
Bromomethane	**26.1**	0.50	ug/L	20.0		130	54-142			
2-Butanone (MEK)	**12.3**	10	ug/L	20.0		61.6	62-145			QM-07
tert-Butyl Alcohol (TBA)	**79.8**	10	ug/L	100	18.4	61.3	73-162			
sec-Butylbenzene	**22.8**	0.50	ug/L	20.0		114	84-145			
tert-Butylbenzene	**23.2**	0.50	ug/L	20.0		116	70-130			
n-Butylbenzene	**22.8**	0.50	ug/L	20.0		114	70-130			
Carbon Disulfide	**23.2**	0.50	ug/L	20.0		116	28-151			
Carbon Tetrachloride	**16.8**	0.50	ug/L	20.0		84.1	58-164			
Chlorobenzene	**20.2**	0.50	ug/L	20.0		101	70-130			
Chloroethane	**20.4**	0.50	ug/L	20.0		102	42-164			
Chloroform	**19.0**	0.50	ug/L	20.0		95.0	65-138			
Chloromethane	**20.9**	0.50	ug/L	20.0		105	50-152			
2-Chlorotoluene	**24.6**	0.50	ug/L	20.0		123	70-130			
4-Chlorotoluene	**21.3**	0.50	ug/L	20.0		106	70-130			
1,2-Dibromo-3-chloropropane	**17.9**	1.0	ug/L	20.0		89.6	53-161			
Dibromochloromethane	**17.5**	0.50	ug/L	20.0		87.6	70-130			
1,2-Dibromoethane (EDB)	**15.5**	0.50	ug/L	20.0		77.7	76-130			
Dibromomethane	**14.7**	0.50	ug/L	20.0		73.6	62-135			
1,3-Dichlorobenzene	**21.1**	0.50	ug/L	20.0		106	70-130			
1,2-Dichlorobenzene	**21.5**	0.50	ug/L	20.0		107	70-130			
1,4-Dichlorobenzene	**20.4**	0.50	ug/L	20.0		102	70-130			

Viorel Vasile
Operations Manager

LABORATORY ANALYSIS RESULTS

Client: The Source Group, Inc. (SH)
Project No: 04-NDLA-013
Project Name: DFSP Norwalk GW Sampling

AA Project No: A5334714
Date Received: 10/31/22
Date Reported: 11/18/22

Analyte	Result	Reporting Limit	Units	Spike Level	Source Result	%REC	%REC Limits	RPD	RPD Limit	Notes
VOCs & OXYGENATES by GC/MS - Quality Control										
Batch B2K0302 - EPA 5030B										
Matrix Spike (B2K0302-MS1) Continued Source: 2J31012-02 Prepared & Analyzed: 11/03/22										
Dichlorodifluoromethane (R12)	**18.9**	0.50	ug/L	20.0		94.7	17-153			
1,1-Dichloroethane	**19.7**	0.50	ug/L	20.0		98.7	55-131			
1,2-Dichloroethane (EDC)	**17.0**	0.50	ug/L	20.0		85.2	52-168			
1,1-Dichloroethylene	**19.3**	0.50	ug/L	20.0		96.6	51-140			
trans-1,2-Dichloroethylene	**18.3**	0.50	ug/L	20.0		91.3	59-127			
cis-1,2-Dichloroethylene	**17.7**	0.50	ug/L	20.0		88.5	70-130			
1,2-Dichloropropane	**17.2**	0.50	ug/L	20.0		86.0	52-142			
2,2-Dichloropropane	**13.5**	0.50	ug/L	20.0		67.4	36-168			
1,3-Dichloropropane	**18.3**	0.50	ug/L	20.0		91.4	80-121			
cis-1,3-Dichloropropylene	**5.72**	0.50	ug/L	20.0		28.6	66-130			
trans-1,3-Dichloropropylene	**7.78**	0.50	ug/L	20.0		38.9	78-130			
1,1-Dichloropropylene	**19.6**	0.50	ug/L	20.0		98.0	76-132			
Diisopropyl ether (DIPE)	**17.5**	2.0	ug/L	20.0		87.6	52-138			
Ethylbenzene	**20.8**	0.50	ug/L	20.0		104	86-128			
Ethyl-tert-Butyl Ether (ETBE)	**15.8**	2.0	ug/L	20.0		78.8	64-137			
Hexachlorobutadiene	**26.0**	1.0	ug/L	20.0		130	70-130			
2-Hexanone (MBK)	**12.5**	10	ug/L	20.0		62.7	52-141			
Isopropylbenzene	**25.5**	0.50	ug/L	20.0	3.37	111	70-130			
4-Isopropyltoluene	**23.7**	1.0	ug/L	20.0		118	83-149			
Methyl-tert-Butyl Ether (MTBE)	**29.0**	1.2	ug/L	40.0		72.4	56-150			
Methylene Chloride	**16.2**	5.0	ug/L	20.0		81.1	70-130			
4-Methyl-2-pentanone (MIBK)	**10.5**	10	ug/L	20.0		52.4	60-148			QM-07
Naphthalene	**18.3**	2.0	ug/L	20.0		91.7	70-130			
n-Propylbenzene	**24.3**	0.50	ug/L	20.0		122	70-130			
Styrene	**21.1**	0.50	ug/L	20.0		106	65-141			
1,1,1,2-Tetrachloroethane	**19.6**	0.50	ug/L	20.0		97.9	70-130			
1,1,2,2-Tetrachloroethane	**19.2**	0.50	ug/L	20.0	2.16	85.2	62-134			
Tetrachloroethylene (PCE)	**23.5**	0.50	ug/L	20.0		117	70-130			
Toluene	**22.7**	0.50	ug/L	20.0	0.350	112	81-123			
1,2,3-Trichlorobenzene	**17.8**	0.50	ug/L	20.0		89.0	73-144			
1,2,4-Trichlorobenzene	**19.0**	0.50	ug/L	20.0		94.8	80-137			
1,1,1-Trichloroethane	**20.1**	0.50	ug/L	20.0		101	62-164			

Viorel Vasile
Operations Manager

LABORATORY ANALYSIS RESULTS

Client: The Source Group, Inc. (SH)
Project No: 04-NDLA-013
Project Name: DFSP Norwalk GW Sampling

AA Project No: A5334714
Date Received: 10/31/22
Date Reported: 11/18/22

Analyte	Result	Reporting Limit	Units	Spike Level	Source Result	%REC	%REC Limits	RPD	RPD Limit	Notes
VOCs & OXYGENATES by GC/MS - Quality Control										
Batch B2K0302 - EPA 5030B										
Matrix Spike (B2K0302-MS1) Continued Source: 2J31012-02 Prepared & Analyzed: 11/03/22										
1,1,2-Trichloroethane	**18.6**	0.50	ug/L	20.0		93.0	76-122			
Trichloroethylene (TCE)	**19.2**	0.50	ug/L	20.0		96.0	72-136			
Trichlorofluoromethane (R11)	**20.1**	0.50	ug/L	20.0		100	59-144			
1,2,3-Trichloropropane	**18.2**	0.50	ug/L	20.0		90.8	69-135			
1,1,2-Trichloro-1,2,2-trifluoroethane (R113)	**25.3**	0.50	ug/L	20.0		127	62-126			QM-07
1,3,5-Trimethylbenzene	**22.6**	0.50	ug/L	20.0		113	70-130			
1,2,4-Trimethylbenzene	**22.3**	0.50	ug/L	20.0		112	89-134			
Vinyl chloride	**21.2**	0.50	ug/L	20.0		106	54-150			
o-Xylene	**21.1**	0.50	ug/L	20.0		105	70-130			
m,p-Xylenes	**43.1**	1.0	ug/L	40.0	0.620	106	70-130			
Surrogate: 4-Bromofluorobenzene	*48.6*		*ug/L*	*50.0*		*97.2*	*80-129*			
Surrogate: Dibromofluoromethane	*47.5*		*ug/L*	*50.0*		*95.1*	*68-137*			
Surrogate: Toluene-d8	*57.7*		*ug/L*	*50.0*		*115*	*83-134*			
Matrix Spike Dup (B2K0302-MSD1) Source: 2J31012-02 Prepared & Analyzed: 11/03/22										
Acetone	**17.4**	10	ug/L	20.0		86.8	11-169	6.60	30	
tert-Amyl-Methyl Ether (TAME)	**14.3**	2.0	ug/L	20.0		71.3	66-133	12.3	30	
Benzene	**16.6**	0.50	ug/L	20.0		83.2	56-135	4.06	30	
Bromobenzene	**19.8**	0.50	ug/L	20.0		99.1	70-130	2.15	30	
Bromochloromethane	**17.4**	0.50	ug/L	20.0		86.8	74-125	13.3	30	
Bromodichloromethane	**17.0**	0.50	ug/L	20.0		84.9	68-144	12.1	30	
Bromoform	**20.5**	0.50	ug/L	20.0		102	68-151	9.79	30	
Bromomethane	**27.2**	0.50	ug/L	20.0		136	54-142	3.98	30	
2-Butanone (MEK)	**17.3**	10	ug/L	20.0		86.4	62-145	33.5	30	
tert-Butyl Alcohol (TBA)	**106**	10	ug/L	100	18.4	87.7	73-162	28.4	30	
sec-Butylbenzene	**20.9**	0.50	ug/L	20.0		104	84-145	9.06	30	
tert-Butylbenzene	**21.3**	0.50	ug/L	20.0		106	70-130	8.67	30	
n-Butylbenzene	**20.9**	0.50	ug/L	20.0		105	70-130	8.77	30	
Carbon Disulfide	**20.3**	0.50	ug/L	20.0		101	28-151	13.6	30	
Carbon Tetrachloride	**17.1**	0.50	ug/L	20.0		85.5	58-164	1.65	30	
Chlorobenzene	**19.1**	0.50	ug/L	20.0		95.4	70-130	5.55	30	

Viorel Vasile
Operations Manager

LABORATORY ANALYSIS RESULTS

Client: The Source Group, Inc. (SH)
Project No: 04-NDLA-013
Project Name: DFSP Norwalk GW Sampling

AA Project No: A5334714
Date Received: 10/31/22
Date Reported: 11/18/22

Analyte	Result	Reporting Limit	Units	Spike Level	Source Result	%REC	%REC Limits	RPD	RPD Limit	Notes
VOCs & OXYGENATES by GC/MS - Quality Control										
Batch B2K0302 - EPA 5030B										
Matrix Spike Dup (B2K0302-MSD1) Continued	**Source: 2J31012-02** Prepared & Analyzed: 11/03/22									
Chloroethane	**22.0**	0.50	ug/L	20.0		110	42-164	7.39	30	
Chloroform	**18.7**	0.50	ug/L	20.0		93.5	65-138	1.54	30	
Chloromethane	**20.1**	0.50	ug/L	20.0		100	50-152	4.15	30	
2-Chlorotoluene	**22.1**	0.50	ug/L	20.0		111	70-130	10.8	30	
4-Chlorotoluene	**19.4**	0.50	ug/L	20.0		97.1	70-130	9.23	30	
1,2-Dibromo-3-chloropropane	**25.8**	1.0	ug/L	20.0		129	53-161	35.9	30	
Dibromochloromethane	**19.8**	0.50	ug/L	20.0		98.8	70-130	12.0	30	
1,2-Dibromoethane (EDB)	**18.4**	0.50	ug/L	20.0		92.0	76-130	16.9	30	
Dibromomethane	**18.1**	0.50	ug/L	20.0		90.4	62-135	20.4	30	
1,3-Dichlorobenzene	**19.7**	0.50	ug/L	20.0		98.7	70-130	6.85	30	
1,2-Dichlorobenzene	**20.9**	0.50	ug/L	20.0		105	70-130	2.55	30	
1,4-Dichlorobenzene	**19.2**	0.50	ug/L	20.0		96.0	70-130	6.06	30	
Dichlorodifluoromethane (R12)	**18.9**	0.50	ug/L	20.0		94.4	17-153	0.264	30	
1,1-Dichloroethane	**19.2**	0.50	ug/L	20.0		95.9	55-131	2.88	30	
1,2-Dichloroethane (EDC)	**20.0**	0.50	ug/L	20.0		99.8	52-168	15.7	30	
1,1-Dichloroethylene	**18.5**	0.50	ug/L	20.0		92.4	51-140	4.45	30	
trans-1,2-Dichloroethylene	**17.8**	0.50	ug/L	20.0		89.2	59-127	2.27	30	
cis-1,2-Dichloroethylene	**17.0**	0.50	ug/L	20.0		84.9	70-130	4.15	30	
1,2-Dichloropropane	**17.4**	0.50	ug/L	20.0		86.8	52-142	0.868	30	
2,2-Dichloropropane	**17.3**	0.50	ug/L	20.0		86.6	36-168	25.0	30	
1,3-Dichloropropane	**20.3**	0.50	ug/L	20.0		102	80-121	10.6	30	
cis-1,3-Dichloropropylene	**11.9**	0.50	ug/L	20.0		59.6	66-130	70.2	30	
trans-1,3-Dichloropropylene	**15.8**	0.50	ug/L	20.0		79.0	78-130	68.0	30	
1,1-Dichloropropylene	**18.4**	0.50	ug/L	20.0		92.0	76-132	6.31	30	
Diisopropyl ether (DIPE)	**18.2**	2.0	ug/L	20.0		90.8	52-138	3.70	30	
Ethylbenzene	**19.0**	0.50	ug/L	20.0		95.0	86-128	8.86	30	
Ethyl-tert-Butyl Ether (ETBE)	**17.4**	2.0	ug/L	20.0		86.9	64-137	9.71	30	
Hexachlorobutadiene	**24.6**	1.0	ug/L	20.0		123	70-130	5.69	30	
2-Hexanone (MBK)	**17.6**	10	ug/L	20.0		87.9	52-141	33.5	30	
Isopropylbenzene	**25.6**	0.50	ug/L	20.0	3.37	111	70-130	0.470	30	
4-Isopropyltoluene	**21.3**	1.0	ug/L	20.0		106	83-149	10.6	30	

Viorel Vasile
Operations Manager

LABORATORY ANALYSIS RESULTS

Client: The Source Group, Inc. (SH)
Project No: 04-NDLA-013
Project Name: DFSP Norwalk GW Sampling

AA Project No: A5334714
Date Received: 10/31/22
Date Reported: 11/18/22

Analyte	Result	Reporting Limit	Units	Spike Level	Source Result	%REC	%REC Limits	RPD	RPD Limit	Notes
VOCs & OXYGENATES by GC/MS - Quality Control										
Batch B2K0302 - EPA 5030B										
Matrix Spike Dup (B2K0302-MSD1) Continued			**Source: 2J31012-02**	Prepared & Analyzed: 11/03/22						
Methyl-tert-Butyl Ether (MTBE)	**33.1**	1.2	ug/L	40.0		82.8	56-150	13.4	30	
Methylene Chloride	**15.8**	5.0	ug/L	20.0		79.0	70-130	2.69	30	
4-Methyl-2-pentanone (MIBK)	**13.2**	10	ug/L	20.0		66.0	60-148	23.0	30	
Naphthalene	**22.4**	2.0	ug/L	20.0		112	70-130	20.2	30	
n-Propylbenzene	**22.0**	0.50	ug/L	20.0		110	70-130	10.3	30	
Styrene	**21.0**	0.50	ug/L	20.0		105	65-141	0.808	30	
1,1,1,2-Tetrachloroethane	**19.6**	0.50	ug/L	20.0		98.2	70-130	0.255	30	
1,1,2,2-Tetrachloroethane	**20.8**	0.50	ug/L	20.0	2.16	93.2	62-134	8.10	30	
Tetrachloroethylene (PCE)	**20.8**	0.50	ug/L	20.0		104	70-130	11.9	30	
Toluene	**20.5**	0.50	ug/L	20.0	0.350	101	81-123	10.1	30	
1,2,3-Trichlorobenzene	**22.1**	0.50	ug/L	20.0		111	73-144	21.7	30	
1,2,4-Trichlorobenzene	**20.7**	0.50	ug/L	20.0		104	80-137	8.92	30	
1,1,1-Trichloroethane	**19.4**	0.50	ug/L	20.0		96.9	62-164	3.70	30	
1,1,2-Trichloroethane	**20.3**	0.50	ug/L	20.0		102	76-122	8.79	30	
Trichloroethylene (TCE)	**18.3**	0.50	ug/L	20.0		91.6	72-136	4.75	30	
Trichlorofluoromethane (R11)	**19.7**	0.50	ug/L	20.0		98.4	59-144	2.11	30	
1,2,3-Trichloropropane	**20.7**	0.50	ug/L	20.0		104	69-135	13.2	30	
1,1,2-Trichloro-1,2,2-trifluoroethane (R113)	**25.0**	0.50	ug/L	20.0		125	62-126	1.43	30	
1,3,5-Trimethylbenzene	**21.1**	0.50	ug/L	20.0		105	70-130	7.01	30	
1,2,4-Trimethylbenzene	**20.6**	0.50	ug/L	20.0		103	89-134	7.88	30	
Vinyl chloride	**20.4**	0.50	ug/L	20.0		102	54-150	3.89	30	
o-Xylene	**20.4**	0.50	ug/L	20.0		102	70-130	3.28	30	
m,p-Xylenes	**41.4**	1.0	ug/L	40.0	0.620	102	70-130	4.07	30	
Surrogate: 4-Bromofluorobenzene	*50.9*		*ug/L*	*50.0*		*102*	*80-129*			
Surrogate: Dibromofluoromethane	*53.0*		*ug/L*	*50.0*		*106*	*68-137*			
Surrogate: Toluene-d8	*55.2*		*ug/L*	*50.0*		*110*	*83-134*			
Diesel Range Organics by GC/FID - Quality Control										
Batch B2K0126 - EPA 3510C										
Blank (B2K0126-BLK1)				Prepared: 11/01/22 Analyzed: 11/02/22						

Viorel Vasile
Operations Manager

LABORATORY ANALYSIS RESULTS

Client: The Source Group, Inc. (SH)
Project No: 04-NDLA-013
Project Name: DFSP Norwalk GW Sampling

AA Project No: A5334714
Date Received: 10/31/22
Date Reported: 11/18/22

Analyte	Result	Reporting Limit	Units	Spike Level	Source Result	%REC	%REC Limits	RPD	RPD Limit	Notes
Diesel Range Organics by GC/FID - Quality Control										
Batch B2K0126 - EPA 3510C										
Blank (B2K0126-BLK1) Continued				Prepared: 11/01/22 Analyzed: 11/02/22						
Diesel Range Organics as Diesel	<0.10	0.10	mg/L							
Surrogate: o-Terphenyl	*0.0261*		*mg/L*	*0.0400*		*65.2*	*50-150*			
LCS (B2K0126-BS1)				Prepared: 11/01/22 Analyzed: 11/02/22						
Diesel Range Organics as Diesel	**0.440**	0.10	mg/L	0.800		55.0	36-132			
Surrogate: o-Terphenyl	*0.0344*		*mg/L*	*0.0400*		*86.1*	*50-150*			
LCS Dup (B2K0126-BSD1)				Prepared: 11/01/22 Analyzed: 11/02/22						
Diesel Range Organics as Diesel	**0.266**	0.10	mg/L	0.800		33.2	36-132	49.3	30	QL-03
Surrogate: o-Terphenyl	*0.0207*		*mg/L*	*0.0400*		*51.8*	*50-150*			
Gasoline Range Organics by GC/FID - Quality Control										
*Batch B2K0222 - *** DEFAULT PREP ****										
Blank (B2K0222-BLK1)				Prepared & Analyzed: 11/02/22						
Gasoline Range Organics (GRO)	<100	100	ug/L							
Surrogate: a,a,a-Trifluorotoluene	*48.0*		*ug/L*	*50.0*		*96.1*	*80-120*			
LCS (B2K0222-BS1)				Prepared & Analyzed: 11/02/22						
Gasoline Range Organics (GRO)	**510**	100	ug/L	500		102	75-125		30	
Surrogate: a,a,a-Trifluorotoluene	*55.6*		*ug/L*	*50.0*		*111*	*80-120*			
LCS Dup (B2K0222-BSD1)				Prepared & Analyzed: 11/02/22						
Gasoline Range Organics (GRO)	**503**	100	ug/L	500		101	75-125	1.24	30	
Surrogate: a,a,a-Trifluorotoluene	*56.0*		*ug/L*	*50.0*		*112*	*80-120*			
Matrix Spike (B2K0222-MS1)		**Source: 2J31010-11**		Prepared & Analyzed: 11/02/22						
Gasoline Range Organics (GRO)	**507**	100	ug/L	500	<100	101	70-130		30	
Surrogate: a,a,a-Trifluorotoluene	*57.8*		*ug/L*	*50.0*		*116*	*80-120*			
*Batch B2K0406 - *** DEFAULT PREP ****										
Blank (B2K0406-BLK1)				Prepared & Analyzed: 11/04/22						
Gasoline Range Organics (GRO)	<100	100	ug/L							
Surrogate: a,a,a-Trifluorotoluene	*53.1*		*ug/L*	*50.0*		*106*	*80-120*			
LCS (B2K0406-BS1)				Prepared & Analyzed: 11/04/22						

Viorel Vasile
Operations Manager

LABORATORY ANALYSIS RESULTS

Client: The Source Group, Inc. (SH)
Project No: 04-NDLA-013
Project Name: DFSP Norwalk GW Sampling

AA Project No: A5334714
Date Received: 10/31/22
Date Reported: 11/18/22

Analyte	Result	Reporting Limit	Units	Spike Level	Source Result	%REC	%REC Limits	RPD	RPD Limit	Notes
Gasoline Range Organics by GC/FID - Quality Control										
*Batch B2K0406 - *** DEFAULT PREP ****										
LCS (B2K0406-BS1) Continued				Prepared & Analyzed: 11/04/22						
Gasoline Range Organics (GRO)	**476**	100	ug/L	500		95.1	75-125		30	
Surrogate: a,a,a-Trifluorotoluene	*56.7*		*ug/L*	*50.0*		*113*	*80-120*			
LCS Dup (B2K0406-BSD1)				Prepared & Analyzed: 11/04/22						
Gasoline Range Organics (GRO)	**486**	100	ug/L	500		97.1	75-125	2.07	30	
Surrogate: a,a,a-Trifluorotoluene	*56.9*		*ug/L*	*50.0*		*114*	*80-120*			

Viorel Vasile
Operations Manager

LABORATORY ANALYSIS RESULTS

Client:	The Source Group, Inc. (SH)	**AA Project No:**	A5334714
Project No:	04-NDLA-013	**Date Received:**	10/31/22
Project Name:	DFSP Norwalk GW Sampling	**Date Reported:**	11/18/22

Special Notes

[1] = **QL-02** : The recovery for this analyte is outside of the acceptance control limits for the LCS. The data was validated based on the acceptable recovery for this analyte in the LCSD.

[2] = **QL-03** : The recovery for this analyte is outside of the acceptance control limits for the LCSD. The data was validated based on the acceptable recovery for this analyte in the LCS.

[3] = **QL-07** : The recovery for this analyte in the LCS and LCSD is marginally below the lower control limit, therefore the reported concentration for this analyte may be biased low.

[4] = **QM-07** : The spike recovery was outside acceptance limits for the MS and/or MSD. The batch was accepted based on acceptable LCS or LCSD recovery.

[5] = **QR-02** : The RPD result exceeded the QC control limits; however, both percent recoveries were acceptable. Sample results for the QC batch were accepted based on percent recoveries and completeness of QC data.

Viorel Vasile
Operations Manager

AMERICAN ANALYTICS CHAIN-OF-CUSTODY RECORD

9765 ETON AVE., CHATSWORTH, CA 91311
Tel: 818-998-5547 FAX: 818-998-7258

A.A. COC No.: 25600
20201311
Page 1 of 1

Client:	APEX	Project Name / No.:	DFSP Norwalk	Sampler's Name:	David Webb
Project Manager:	DANSWENSSON	Site Address:	15306 Norwalk	Sampler's Signature:	[signature]
Phone:	562-597-1055	City:	Norwalk	P.O. No.:	—
Fax:	562-597-1070	State & Zip:	Ca 90650	Quote No.:	—

TAT Turnaround Codes **

1 = Same Day Rush
2 = 24 Hour Rush
3 = 48 Hour Rush
4 = 72 Hour Rush
5 = 5 Day Rush
X = 10 Working Days (Standard TAT)

ANALYSIS REQUESTED (Test Name)

Please enter the TAT Turnaround Codes ** below

Client I.D.	A.A. I.D.	Date	Time	Sample Matrix	No. of Cont	8260B	8015M TPH-G	8015M D								Special Instructions
QCTB-1	2531010 -01	10-31-22	6:00	GW	2	X										
QCEB-1	-02	10-31-22	1:30	GW	3	X		X								
GMW-64	-03	10-31-22	8:40	GW	6	X	X	X								
GMW-63	-04	10-31-22	9:30	GW	6	X	X	X								
GMW-65	-05	10-31-22	10:05	GW	6	X	X	X								
GMW-67	-06	10-31-22	10:40	GW	6	X	X	X								
GMW-69	-07	10-31-22	11:17	GW	6	X	X	X								
DUP-1	-08	10-31-22	XXXX	GW	6	X	X	X								
GMW-68	-09	10-31-22	11:52	GW	6	X	X	X								
GMW-62	-10	10-31-22	12:30	GW	6	X	X	X								
EXP-3	-11	10-31-22	1:20	GW	6	X	X	X								
																'22 OCT 31 16:59

For Laboratory Use

REVIEWED
Date 11/1/22 Time 0530
TAT N Days Sign: [signature]

A.A. Project No.: A5334714/2531010

Relinquished by	Date	Time	Received by
[signature]	10-31-22	1:35	[signature]
[signature]	10/31/22	16:59	[signature]

Note: By relinquishing samples to American Analytics, client agrees to pay for the services requested on this chain of custody form and any additional client-requested analyses performed on this project. Payment for services is due within 30 days from the date of invoice. Sample(s) will be disposed of after 45 days following the submittal of the sample(s) to American Analytics.

AMERICAN ANALYTICS

9765 Eton Avenue
Chatsworth
California 91311
Tel: (818) 998-5547
Fax: (818) 998-7258

November 18, 2022

Neil Irish

The Source Group, Inc. (SH)

1962 Freeman Ave.

Signal Hill, CA 90755

Re : DFSP Norwalk GW Sampling / 04-NDLA-013

A5334718 / 2K01012

Enclosed is an analytical report for the above-referenced project. The samples included in this report were received on 11/01/22 17:01 and analyzed in accordance with the attached chain-of-custody.

Unless otherwise noted, all analytical testing was accomplished in accordance with the guidelines established in our Quality Assurance Program Manual, applicable standard operating procedures, and other related documentation. The results in this analytical report are limited to the samples tested and any reproduction thereof must be made in its entirety.

If you have any questions regarding this report or require additional information please call me at American Analytics.

Sincerely,

Viorel Vasile

Operations Manager

LABORATORY ANALYSIS RESULTS

Client: The Source Group, Inc. (SH)
Project No: 04-NDLA-013
Project Name: DFSP Norwalk GW Sampling

AA Project No: A5334718
Date Received: 11/01/22
Date Reported: 11/18/22

Sample ID	Laboratory ID	Matrix	TAT	Date Sampled	Date Received
8260B+OXY+TPHG					
QCTB-1	2K01012-01	Water	5	11/01/22 06:00	11/01/22 17:01
QCEB-1	2K01012-13	Water	5	11/01/22 14:10	11/01/22 17:01
8260B+OXYGENATES					
MW-16	2K01012-02	Water	5	11/01/22 08:20	11/01/22 17:01
EXP-1	2K01012-03	Water	5	11/01/22 09:02	11/01/22 17:01
MW-17	2K01012-04	Water	5	11/01/22 09:35	11/01/22 17:01
DUP-2	2K01012-05	Water	5	11/01/22 00:00	11/01/22 17:01
GMW-61	2K01012-06	Water	5	11/01/22 10:12	11/01/22 17:01
GMW-66R	2K01012-07	Water	5	11/01/22 10:45	11/01/22 17:01
GMW-60	2K01012-08	Water	5	11/01/22 11:20	11/01/22 17:01
GMW-58	2K01012-09	Water	5	11/01/22 12:00	11/01/22 17:01
GMW-48	2K01012-10	Water	5	11/01/22 12:40	11/01/22 17:01
TF-20R	2K01012-11	Water	5	11/01/22 13:20	11/01/22 17:01
GMW-35R	2K01012-12	Water	5	11/01/22 14:02	11/01/22 17:01
Diesel Range Organics 8015M					
MW-16	2K01012-02	Water	5	11/01/22 08:20	11/01/22 17:01
EXP-1	2K01012-03	Water	5	11/01/22 09:02	11/01/22 17:01
MW-17	2K01012-04	Water	5	11/01/22 09:35	11/01/22 17:01

Viorel Vasile
Operations Manager

LABORATORY ANALYSIS RESULTS

Client: The Source Group, Inc. (SH)
Project No: 04-NDLA-013
Project Name: DFSP Norwalk GW Sampling

AA Project No: A5334718
Date Received: 11/01/22
Date Reported: 11/18/22

Sample ID	Laboratory ID	Matrix	TAT	Date Sampled	Date Received
DUP-2	2K01012-05	Water	5	11/01/22 00:00	11/01/22 17:01
GMW-61	2K01012-06	Water	5	11/01/22 10:12	11/01/22 17:01
GMW-66R	2K01012-07	Water	5	11/01/22 10:45	11/01/22 17:01
GMW-60	2K01012-08	Water	5	11/01/22 11:20	11/01/22 17:01
GMW-58	2K01012-09	Water	5	11/01/22 12:00	11/01/22 17:01
GMW-48	2K01012-10	Water	5	11/01/22 12:40	11/01/22 17:01
TF-20R	2K01012-11	Water	5	11/01/22 13:20	11/01/22 17:01
GMW-35R	2K01012-12	Water	5	11/01/22 14:02	11/01/22 17:01
QCEB-1	2K01012-13	Water	5	11/01/22 14:10	11/01/22 17:01
Gasoline Range Organics 8015M					
MW-16	2K01012-02	Water	5	11/01/22 08:20	11/01/22 17:01
EXP-1	2K01012-03	Water	5	11/01/22 09:02	11/01/22 17:01
MW-17	2K01012-04	Water	5	11/01/22 09:35	11/01/22 17:01
DUP-2	2K01012-05	Water	5	11/01/22 00:00	11/01/22 17:01
GMW-61	2K01012-06	Water	5	11/01/22 10:12	11/01/22 17:01
GMW-66R	2K01012-07	Water	5	11/01/22 10:45	11/01/22 17:01
GMW-60	2K01012-08	Water	5	11/01/22 11:20	11/01/22 17:01
GMW-58	2K01012-09	Water	5	11/01/22 12:00	11/01/22 17:01
GMW-48	2K01012-10	Water	5	11/01/22 12:40	11/01/22 17:01
TF-20R	2K01012-11	Water	5	11/01/22 13:20	11/01/22 17:01

Viorel Vasile
Operations Manager

LABORATORY ANALYSIS RESULTS

Client: The Source Group, Inc. (SH)
Project No: 04-NDLA-013
Project Name: DFSP Norwalk GW Sampling

AA Project No: A5334718
Date Received: 11/01/22
Date Reported: 11/18/22

Sample ID	Laboratory ID	Matrix	TAT	Date Sampled	Date Received
GMW-35R	2K01012-12	Water	5	11/01/22 14:02	11/01/22 17:01

Viorel Vasile
Operations Manager

LABORATORY ANALYSIS RESULTS

Client:	The Source Group, Inc. (SH)	**AA Project No:**	A5334718
Project No:	04-NDLA-013	**Date Received:**	11/01/22
Project Name:	DFSP Norwalk GW Sampling	**Date Reported:**	11/18/22
Method:	VOCs, OXY & TPH Gasoline by GC/MS	**Units:**	ug/L

Date Sampled:	11/01/22	11/01/22	
Date Prepared:	11/03/22	11/04/22	
Date Analyzed:	11/03/22	11/04/22	
AA ID No:	2K01012-01	2K01012-13	
Client ID No:	QCTB-1	QCEB-1	
Matrix:	Water	Water	
Dilution Factor:	1	1	MRL
8260B+OXY+TPHG (EPA 8260B)			
Acetone	<10	**14**	10
tert-Amyl-Methyl Ether (TAME)	<2.0	<2.0	2.0
Benzene	<0.50	<0.50	0.50
Bromobenzene	<0.50	<0.50	0.50
Bromochloromethane	<0.50	<0.50	0.50
Bromodichloromethane	<0.50	<0.50	0.50
Bromoform	<0.50	<0.50	0.50
Bromomethane	<0.50	<0.50	0.50
2-Butanone (MEK)	<10	<10	10
tert-Butyl Alcohol (TBA)	<10	<10	10
sec-Butylbenzene	<0.50	<0.50	0.50
tert-Butylbenzene	<0.50	<0.50	0.50
n-Butylbenzene	<0.50	<0.50	0.50
Carbon Disulfide	<0.50	<0.50	0.50
Carbon Tetrachloride	<0.50	<0.50	0.50
Chlorobenzene	<0.50	<0.50	0.50
Chloroethane	<0.50	<0.50	0.50
Chloroform	<0.50	<0.50	0.50
Chloromethane	<0.50	<0.50	0.50
2-Chlorotoluene	<0.50	<0.50	0.50
4-Chlorotoluene	<0.50	<0.50	0.50
1,2-Dibromo-3-chloropropane	<1.0	<1.0	1.0
Dibromochloromethane	<0.50	<0.50	0.50
1,2-Dibromoethane (EDB)	<0.50	<0.50	0.50
Dibromomethane	<0.50	<0.50	0.50
1,3-Dichlorobenzene	<0.50	<0.50	0.50
1,2-Dichlorobenzene	<0.50	<0.50	0.50

Viorel Vasile
Operations Manager

LABORATORY ANALYSIS RESULTS

Client: The Source Group, Inc. (SH)
Project No: 04-NDLA-013
Project Name: DFSP Norwalk GW Sampling
Method: VOCs, OXY & TPH Gasoline by GC/MS

AA Project No: A5334718
Date Received: 11/01/22
Date Reported: 11/18/22
Units: ug/L

Date Sampled:	11/01/22	11/01/22	
Date Prepared:	11/03/22	11/04/22	
Date Analyzed:	11/03/22	11/04/22	
AA ID No:	2K01012-01	2K01012-13	
Client ID No:	QCTB-1	QCEB-1	
Matrix:	Water	Water	
Dilution Factor:	1	1	MRL
8260B+OXY+TPHG (EPA 8260B) (continued)			
1,4-Dichlorobenzene	<0.50	<0.50	0.50
Dichlorodifluoromethane (R12)	<0.50	<0.50	0.50
1,1-Dichloroethane	<0.50	<0.50	0.50
1,2-Dichloroethane (EDC)	<0.50	<0.50	0.50
1,1-Dichloroethylene	<0.50	<0.50	0.50
trans-1,2-Dichloroethylene	<0.50	<0.50	0.50
cis-1,2-Dichloroethylene	<0.50	<0.50	0.50
1,2-Dichloropropane	<0.50	<0.50	0.50
2,2-Dichloropropane	<0.50	<0.50	0.50
1,3-Dichloropropane	<0.50	<0.50	0.50
cis-1,3-Dichloropropylene	<0.50	<0.50	0.50
trans-1,3-Dichloropropylene	<0.50	<0.50	0.50
1,1-Dichloropropylene	<0.50	<0.50	0.50
Diisopropyl ether (DIPE)	<2.0	<2.0	2.0
Ethylbenzene	<0.50	<0.50	0.50
Ethyl-tert-Butyl Ether (ETBE)	<2.0	<2.0	2.0
Gasoline Range Organics (GRO)	<100	<100	100
Hexachlorobutadiene	<1.0	<1.0	1.0
2-Hexanone (MBK)	<10	<10	10
Isopropylbenzene	<0.50	<0.50	0.50
4-Isopropyltoluene	<1.0	<1.0	1.0
Methyl-tert-Butyl Ether (MTBE)	<1.2	<1.2	1.2
Methylene Chloride	<5.0	<5.0	5.0
4-Methyl-2-pentanone (MIBK)	<10	<10	10
Naphthalene	<2.0	<2.0	2.0
n-Propylbenzene	<0.50	<0.50	0.50

Viorel Vasile
Operations Manager

LABORATORY ANALYSIS RESULTS

Client: The Source Group, Inc. (SH)
Project No: 04-NDLA-013
Project Name: DFSP Norwalk GW Sampling
Method: VOCs, OXY & TPH Gasoline by GC/MS

AA Project No: A5334718
Date Received: 11/01/22
Date Reported: 11/18/22
Units: ug/L

Date Sampled:	11/01/22	11/01/22	
Date Prepared:	11/03/22	11/04/22	
Date Analyzed:	11/03/22	11/04/22	
AA ID No:	2K01012-01	2K01012-13	
Client ID No:	QCTB-1	QCEB-1	
Matrix:	Water	Water	
Dilution Factor:	1	1	MRL
8260B+OXY+TPHG (EPA 8260B) (continued)			
Styrene	<0.50	<0.50	0.50
1,1,1,2-Tetrachloroethane	<0.50	<0.50	0.50
1,1,2,2-Tetrachloroethane	<0.50	<0.50	0.50
Tetrachloroethylene (PCE)	<0.50	<0.50	0.50
Toluene	<0.50	<0.50	0.50
1,2,3-Trichlorobenzene	<0.50	<0.50	0.50
1,2,4-Trichlorobenzene	<0.50	<0.50	0.50
1,1,1-Trichloroethane	<0.50	<0.50	0.50
1,1,2-Trichloroethane	<0.50	<0.50	0.50
Trichloroethylene (TCE)	<0.50	<0.50	0.50
Trichlorofluoromethane (R11)	<0.50	<0.50	0.50
1,2,3-Trichloropropane	<0.50	<0.50	0.50
1,1,2-Trichloro-1,2,2-trifluoroethane (R113)	<0.50	<0.50	0.50
1,3,5-Trimethylbenzene	<0.50	<0.50	0.50
1,2,4-Trimethylbenzene	<0.50	<0.50	0.50
Vinyl chloride	<0.50	<0.50	0.50
o-Xylene	<0.50	<0.50	0.50
m,p-Xylenes	<1.0	<1.0	1.0
Surrogates			**%REC Limits**
4-Bromofluorobenzene	106%	97%	80-129
Dibromofluoromethane	95%	116%	68-137
Toluene-d8	114%	101%	83-134

Viorel Vasile
Operations Manager

LABORATORY ANALYSIS RESULTS

Client: The Source Group, Inc. (SH)
Project No: 04-NDLA-013
Project Name: DFSP Norwalk GW Sampling
Method: VOCs & OXYGENATES by GC/MS

AA Project No: A5334718
Date Received: 11/01/22
Date Reported: 11/18/22
Units: ug/L

Date Sampled:	11/01/22	11/01/22	11/01/22	11/01/22	
Date Prepared:	11/03/22	11/03/22	11/03/22	11/03/22	
Date Analyzed:	11/03/22	11/03/22	11/03/22	11/03/22	
AA ID No:	2K01012-02	2K01012-03	2K01012-04	2K01012-05	
Client ID No:	MW-16	EXP-1	MW-17	DUP-2	
Matrix:	Water	Water	Water	Water	
Dilution Factor:	1	1	1	1	MRL
8260B+OXYGENATES (EPA 8260B)					
Acetone	<10	<10	<10	<10	10
tert-Amyl-Methyl Ether (TAME)	<2.0	<2.0	<2.0	<2.0	2.0
Benzene	<0.50	<0.50	<0.50	<0.50	0.50
Bromobenzene	<0.50	<0.50	<0.50	<0.50	0.50
Bromochloromethane	<0.50	<0.50	<0.50	<0.50	0.50
Bromodichloromethane	<0.50	<0.50	<0.50	<0.50	0.50
Bromoform	<0.50	<0.50	<0.50	<0.50	0.50
Bromomethane	<0.50	<0.50	<0.50	<0.50	0.50
2-Butanone (MEK)	<10	<10	<10	<10	10
tert-Butyl Alcohol (TBA)	<10	<10	<10	<10	10
sec-Butylbenzene	<0.50	<0.50	<0.50	<0.50	0.50
tert-Butylbenzene	<0.50	<0.50	<0.50	<0.50	0.50
n-Butylbenzene	<0.50	<0.50	<0.50	<0.50	0.50
Carbon Disulfide	<0.50	<0.50	<0.50	<0.50	0.50
Carbon Tetrachloride	<0.50	<0.50	<0.50	<0.50	0.50
Chlorobenzene	<0.50	<0.50	<0.50	<0.50	0.50
Chloroethane	<0.50	<0.50	<0.50	<0.50	0.50
Chloroform	<0.50	<0.50	<0.50	<0.50	0.50
Chloromethane	<0.50	<0.50	<0.50	<0.50	0.50
2-Chlorotoluene	<0.50	<0.50	<0.50	<0.50	0.50
4-Chlorotoluene	<0.50	<0.50	<0.50	<0.50	0.50
1,2-Dibromo-3-chloropropane	<1.0	<1.0	<1.0	<1.0	1.0
Dibromochloromethane	<0.50	<0.50	<0.50	<0.50	0.50
1,2-Dibromoethane (EDB)	<0.50	<0.50	<0.50	<0.50	0.50
Dibromomethane	<0.50	<0.50	<0.50	<0.50	0.50
1,3-Dichlorobenzene	<0.50	<0.50	<0.50	<0.50	0.50
1,2-Dichlorobenzene	<0.50	<0.50	<0.50	<0.50	0.50

Viorel Vasile
Operations Manager

LABORATORY ANALYSIS RESULTS

Client: The Source Group, Inc. (SH)
Project No: 04-NDLA-013
Project Name: DFSP Norwalk GW Sampling
Method: VOCs & OXYGENATES by GC/MS

AA Project No: A5334718
Date Received: 11/01/22
Date Reported: 11/18/22
Units: ug/L

Date Sampled:	11/01/22	11/01/22	11/01/22	11/01/22	
Date Prepared:	11/03/22	11/03/22	11/03/22	11/03/22	
Date Analyzed:	11/03/22	11/03/22	11/03/22	11/03/22	
AA ID No:	2K01012-02	2K01012-03	2K01012-04	2K01012-05	
Client ID No:	MW-16	EXP-1	MW-17	DUP-2	
Matrix:	Water	Water	Water	Water	
Dilution Factor:	1	1	1	1	MRL
8260B+OXYGENATES (EPA 8260B) (continued)					
1,4-Dichlorobenzene	<0.50	<0.50	<0.50	<0.50	0.50
Dichlorodifluoromethane (R12)	<0.50	<0.50	<0.50	<0.50	0.50
1,1-Dichloroethane	<0.50	<0.50	<0.50	<0.50	0.50
1,2-Dichloroethane (EDC)	<0.50	<0.50	<0.50	<0.50	0.50
1,1-Dichloroethylene	<0.50	<0.50	<0.50	<0.50	0.50
trans-1,2-Dichloroethylene	<0.50	<0.50	<0.50	<0.50	0.50
cis-1,2-Dichloroethylene	<0.50	<0.50	<0.50	<0.50	0.50
1,2-Dichloropropane	<0.50	<0.50	<0.50	<0.50	0.50
2,2-Dichloropropane	<0.50	<0.50	<0.50	<0.50	0.50
1,3-Dichloropropane	<0.50	<0.50	<0.50	<0.50	0.50
cis-1,3-Dichloropropylene	<0.50	<0.50	<0.50	<0.50	0.50
trans-1,3-Dichloropropylene	<0.50	<0.50	<0.50	<0.50	0.50
1,1-Dichloropropylene	<0.50	<0.50	<0.50	<0.50	0.50
Diisopropyl ether (DIPE)	<2.0	<2.0	<2.0	<2.0	2.0
Ethylbenzene	<0.50	<0.50	<0.50	<0.50	0.50
Ethyl-tert-Butyl Ether (ETBE)	<2.0	<2.0	<2.0	<2.0	2.0
Hexachlorobutadiene	<1.0	<1.0	<1.0	<1.0	1.0
2-Hexanone (MBK)	<10	<10	<10	<10	10
Isopropylbenzene	<0.50	<0.50	<0.50	<0.50	0.50
4-Isopropyltoluene	<1.0	<1.0	<1.0	<1.0	1.0
Methyl-tert-Butyl Ether (MTBE)	<1.2	<1.2	<1.2	<1.2	1.2
Methylene Chloride	<5.0	<5.0	<5.0	<5.0	5.0
4-Methyl-2-pentanone (MIBK)	<10	<10	<10	<10	10
Naphthalene	<2.0	<2.0	<2.0	<2.0	2.0
n-Propylbenzene	<0.50	<0.50	<0.50	<0.50	0.50
Styrene	<0.50	<0.50	<0.50	<0.50	0.50
1,1,1,2-Tetrachloroethane	<0.50	<0.50	<0.50	<0.50	0.50

Viorel Vasile
Operations Manager

LABORATORY ANALYSIS RESULTS

Client: The Source Group, Inc. (SH)
Project No: 04-NDLA-013
Project Name: DFSP Norwalk GW Sampling
Method: VOCs & OXYGENATES by GC/MS

AA Project No: A5334718
Date Received: 11/01/22
Date Reported: 11/18/22
Units: ug/L

Date Sampled:	11/01/22	11/01/22	11/01/22	11/01/22	
Date Prepared:	11/03/22	11/03/22	11/03/22	11/03/22	
Date Analyzed:	11/03/22	11/03/22	11/03/22	11/03/22	
AA ID No:	2K01012-02	2K01012-03	2K01012-04	2K01012-05	
Client ID No:	MW-16	EXP-1	MW-17	DUP-2	
Matrix:	Water	Water	Water	Water	
Dilution Factor:	1	1	1	1	MRL
8260B+OXYGENATES (EPA 8260B) (continued)					
1,1,2,2-Tetrachloroethane	<0.50	<0.50	<0.50	<0.50	0.50
Tetrachloroethylene (PCE)	<0.50	<0.50	<0.50	<0.50	0.50
Toluene	<0.50	<0.50	<0.50	<0.50	0.50
1,2,3-Trichlorobenzene	<0.50	<0.50	<0.50	<0.50	0.50
1,2,4-Trichlorobenzene	<0.50	<0.50	<0.50	<0.50	0.50
1,1,1-Trichloroethane	<0.50	<0.50	<0.50	<0.50	0.50
1,1,2-Trichloroethane	<0.50	<0.50	<0.50	<0.50	0.50
Trichloroethylene (TCE)	<0.50	<0.50	<0.50	<0.50	0.50
Trichlorofluoromethane (R11)	<0.50	<0.50	<0.50	<0.50	0.50
1,2,3-Trichloropropane	<0.50	<0.50	<0.50	<0.50	0.50
1,1,2-Trichloro-1,2,2-trifluoroethane (R113)	<0.50	<0.50	<0.50	<0.50	0.50
1,3,5-Trimethylbenzene	<0.50	<0.50	<0.50	<0.50	0.50
1,2,4-Trimethylbenzene	<0.50	<0.50	<0.50	<0.50	0.50
Vinyl chloride	<0.50	<0.50	<0.50	<0.50	0.50
o-Xylene	<0.50	<0.50	<0.50	<0.50	0.50
m,p-Xylenes	<1.0	<1.0	<1.0	<1.0	1.0
Surrogates					**%REC Limits**
4-Bromofluorobenzene	124%	107%	103%	108%	80-129
Dibromofluoromethane	100%	93%	79%	112%	68-137
Toluene-d8	115%	126%	129%	116%	83-134

Viorel Vasile
Operations Manager

LABORATORY ANALYSIS RESULTS

Client: The Source Group, Inc. (SH)
Project No: 04-NDLA-013
Project Name: DFSP Norwalk GW Sampling
Method: VOCs & OXYGENATES by GC/MS

AA Project No: A5334718
Date Received: 11/01/22
Date Reported: 11/18/22
Units: ug/L

Date Sampled:	11/01/22	11/01/22	11/01/22	11/01/22	
Date Prepared:	11/03/22	11/03/22	11/03/22	11/03/22	
Date Analyzed:	11/03/22	11/03/22	11/03/22	11/03/22	
AA ID No:	2K01012-06	2K01012-07	2K01012-08	2K01012-09	
Client ID No:	GMW-61	GMW-66R	GMW-60	GMW-58	
Matrix:	Water	Water	Water	Water	
Dilution Factor:	1	1	1	1	MRL
8260B+OXYGENATES (EPA 8260B)					
Acetone	<10	**26**	**14**	<10	10
tert-Amyl-Methyl Ether (TAME)	<2.0	<2.0	<2.0	<2.0	2.0
Benzene	<0.50	<0.50	<0.50	<0.50	0.50
Bromobenzene	<0.50	<0.50	<0.50	<0.50	0.50
Bromochloromethane	<0.50	<0.50	<0.50	<0.50	0.50
Bromodichloromethane	<0.50	<0.50	<0.50	<0.50	0.50
Bromoform	<0.50	<0.50	<0.50	<0.50	0.50
Bromomethane	<0.50	<0.50	<0.50	<0.50	0.50
2-Butanone (MEK)	<10	<10	<10	<10	10
tert-Butyl Alcohol (TBA)	<10	<10	<10	<10	10
sec-Butylbenzene	<0.50	<0.50	<0.50	<0.50	0.50
tert-Butylbenzene	<0.50	<0.50	<0.50	<0.50	0.50
n-Butylbenzene	<0.50	<0.50	<0.50	<0.50	0.50
Carbon Disulfide	<0.50	**0.73**	**0.99**	**1.5**	0.50
Carbon Tetrachloride	<0.50	<0.50	<0.50	<0.50	0.50
Chlorobenzene	<0.50	<0.50	<0.50	<0.50	0.50
Chloroethane	<0.50	<0.50	<0.50	<0.50	0.50
Chloroform	<0.50	<0.50	<0.50	<0.50	0.50
Chloromethane	<0.50	<0.50	<0.50	<0.50	0.50
2-Chlorotoluene	<0.50	<0.50	<0.50	<0.50	0.50
4-Chlorotoluene	<0.50	<0.50	<0.50	<0.50	0.50
1,2-Dibromo-3-chloropropane	<1.0	<1.0	<1.0	<1.0	1.0
Dibromochloromethane	<0.50	<0.50	<0.50	<0.50	0.50
1,2-Dibromoethane (EDB)	<0.50	<0.50	<0.50	<0.50	0.50
Dibromomethane	<0.50	<0.50	<0.50	<0.50	0.50
1,3-Dichlorobenzene	<0.50	<0.50	<0.50	<0.50	0.50
1,2-Dichlorobenzene	<0.50	<0.50	<0.50	<0.50	0.50

Viorel Vasile
Operations Manager

LABORATORY ANALYSIS RESULTS

Client: The Source Group, Inc. (SH)
Project No: 04-NDLA-013
Project Name: DFSP Norwalk GW Sampling
Method: VOCs & OXYGENATES by GC/MS

AA Project No: A5334718
Date Received: 11/01/22
Date Reported: 11/18/22
Units: ug/L

Date Sampled:	11/01/22	11/01/22	11/01/22	11/01/22	
Date Prepared:	11/03/22	11/03/22	11/03/22	11/03/22	
Date Analyzed:	11/03/22	11/03/22	11/03/22	11/03/22	
AA ID No:	2K01012-06	2K01012-07	2K01012-08	2K01012-09	
Client ID No:	GMW-61	GMW-66R	GMW-60	GMW-58	
Matrix:	Water	Water	Water	Water	
Dilution Factor:	1	1	1	1	MRL
8260B+OXYGENATES (EPA 8260B) (continued)					
1,4-Dichlorobenzene	<0.50	<0.50	<0.50	<0.50	0.50
Dichlorodifluoromethane (R12)	<0.50	<0.50	<0.50	<0.50	0.50
1,1-Dichloroethane	<0.50	<0.50	<0.50	<0.50	0.50
1,2-Dichloroethane (EDC)	<0.50	<0.50	<0.50	<0.50	0.50
1,1-Dichloroethylene	<0.50	<0.50	<0.50	<0.50	0.50
trans-1,2-Dichloroethylene	<0.50	<0.50	<0.50	<0.50	0.50
cis-1,2-Dichloroethylene	<0.50	<0.50	<0.50	<0.50	0.50
1,2-Dichloropropane	<0.50	<0.50	<0.50	<0.50	0.50
2,2-Dichloropropane	<0.50	<0.50	<0.50	<0.50	0.50
1,3-Dichloropropane	<0.50	<0.50	<0.50	<0.50	0.50
cis-1,3-Dichloropropylene	<0.50	<0.50	<0.50	<0.50	0.50
trans-1,3-Dichloropropylene	<0.50	<0.50	<0.50	<0.50	0.50
1,1-Dichloropropylene	<0.50	<0.50	<0.50	<0.50	0.50
Diisopropyl ether (DIPE)	<2.0	<2.0	<2.0	<2.0	2.0
Ethylbenzene	<0.50	<0.50	<0.50	<0.50	0.50
Ethyl-tert-Butyl Ether (ETBE)	<2.0	<2.0	<2.0	<2.0	2.0
Hexachlorobutadiene	<1.0	<1.0	<1.0	<1.0	1.0
2-Hexanone (MBK)	<10	<10	<10	<10	10
Isopropylbenzene	<0.50	<0.50	<0.50	<0.50	0.50
4-Isopropyltoluene	<1.0	<1.0	<1.0	<1.0	1.0
Methyl-tert-Butyl Ether (MTBE)	<1.2	<1.2	<1.2	<1.2	1.2
Methylene Chloride	<5.0	<5.0	<5.0	<5.0	5.0
4-Methyl-2-pentanone (MIBK)	<10	<10	<10	<10	10
Naphthalene	<2.0	<2.0	<2.0	<2.0	2.0
n-Propylbenzene	<0.50	<0.50	<0.50	<0.50	0.50
Styrene	<0.50	<0.50	<0.50	<0.50	0.50
1,1,1,2-Tetrachloroethane	<0.50	<0.50	<0.50	<0.50	0.50

Viorel Vasile
Operations Manager

LABORATORY ANALYSIS RESULTS

Client: The Source Group, Inc. (SH)
Project No: 04-NDLA-013
Project Name: DFSP Norwalk GW Sampling
Method: VOCs & OXYGENATES by GC/MS

AA Project No: A5334718
Date Received: 11/01/22
Date Reported: 11/18/22
Units: ug/L

Date Sampled:	11/01/22	11/01/22	11/01/22	11/01/22	
Date Prepared:	11/03/22	11/03/22	11/03/22	11/03/22	
Date Analyzed:	11/03/22	11/03/22	11/03/22	11/03/22	
AA ID No:	2K01012-06	2K01012-07	2K01012-08	2K01012-09	
Client ID No:	GMW-61	GMW-66R	GMW-60	GMW-58	
Matrix:	Water	Water	Water	Water	
Dilution Factor:	1	1	1	1	MRL
8260B+OXYGENATES (EPA 8260B) (continued)					
1,1,2,2-Tetrachloroethane	<0.50	<0.50	<0.50	<0.50	0.50
Tetrachloroethylene (PCE)	<0.50	<0.50	<0.50	<0.50	0.50
Toluene	<0.50	<0.50	<0.50	<0.50	0.50
1,2,3-Trichlorobenzene	<0.50	<0.50	<0.50	<0.50	0.50
1,2,4-Trichlorobenzene	<0.50	<0.50	<0.50	<0.50	0.50
1,1,1-Trichloroethane	<0.50	<0.50	<0.50	<0.50	0.50
1,1,2-Trichloroethane	<0.50	<0.50	<0.50	<0.50	0.50
Trichloroethylene (TCE)	<0.50	<0.50	<0.50	<0.50	0.50
Trichlorofluoromethane (R11)	<0.50	<0.50	<0.50	<0.50	0.50
1,2,3-Trichloropropane	<0.50	<0.50	<0.50	<0.50	0.50
1,1,2-Trichloro-1,2,2-trifluoroethane (R113)	<0.50	<0.50	<0.50	<0.50	0.50
1,3,5-Trimethylbenzene	<0.50	<0.50	<0.50	<0.50	0.50
1,2,4-Trimethylbenzene	<0.50	<0.50	<0.50	<0.50	0.50
Vinyl chloride	<0.50	<0.50	<0.50	<0.50	0.50
o-Xylene	<0.50	<0.50	<0.50	<0.50	0.50
m,p-Xylenes	<1.0	<1.0	<1.0	<1.0	1.0
Surrogates					**%REC Limits**
4-Bromofluorobenzene	108%	96%	96%	97%	80-129
Dibromofluoromethane	108%	125%	127%	129%	68-137
Toluene-d8	118%	101%	100%	100%	83-134

Viorel Vasile
Operations Manager

LABORATORY ANALYSIS RESULTS

Client: The Source Group, Inc. (SH)
Project No: 04-NDLA-013
Project Name: DFSP Norwalk GW Sampling
Method: VOCs & OXYGENATES by GC/MS

AA Project No: A5334718
Date Received: 11/01/22
Date Reported: 11/18/22
Units: ug/L

Date Sampled:	11/01/22	11/01/22	11/01/22	
Date Prepared:	11/03/22	11/03/22	11/03/22	
Date Analyzed:	11/03/22	11/03/22	11/03/22	
AA ID No:	2K01012-10	2K01012-11	2K01012-12	
Client ID No:	GMW-48	TF-20R	GMW-35R	
Matrix:	Water	Water	Water	
Dilution Factor:	1	1	1	MRL
8260B+OXYGENATES (EPA 8260B)				
Acetone	**17**	**15**	**12**	10
tert-Amyl-Methyl Ether (TAME)	<2.0	<2.0	<2.0	2.0
Benzene	<0.50	<0.50	<0.50	0.50
Bromobenzene	<0.50	<0.50	<0.50	0.50
Bromochloromethane	<0.50	<0.50	<0.50	0.50
Bromodichloromethane	<0.50	<0.50	<0.50	0.50
Bromoform	<0.50	<0.50	<0.50	0.50
Bromomethane	<0.50	<0.50	<0.50	0.50
2-Butanone (MEK)	<10	<10	<10	10
tert-Butyl Alcohol (TBA)	<10	<10	<10	10
sec-Butylbenzene	<0.50	<0.50	<0.50	0.50
tert-Butylbenzene	<0.50	<0.50	<0.50	0.50
n-Butylbenzene	<0.50	<0.50	<0.50	0.50
Carbon Disulfide	**2.1**	**0.67**	<0.50	0.50
Carbon Tetrachloride	<0.50	<0.50	<0.50	0.50
Chlorobenzene	<0.50	<0.50	<0.50	0.50
Chloroethane	<0.50	<0.50	<0.50	0.50
Chloroform	<0.50	<0.50	<0.50	0.50
Chloromethane	<0.50	<0.50	<0.50	0.50
2-Chlorotoluene	<0.50	<0.50	<0.50	0.50
4-Chlorotoluene	<0.50	<0.50	<0.50	0.50
1,2-Dibromo-3-chloropropane	<1.0	<1.0	<1.0	1.0
Dibromochloromethane	<0.50	<0.50	<0.50	0.50
1,2-Dibromoethane (EDB)	<0.50	<0.50	<0.50	0.50
Dibromomethane	<0.50	<0.50	<0.50	0.50
1,3-Dichlorobenzene	<0.50	<0.50	<0.50	0.50
1,2-Dichlorobenzene	<0.50	<0.50	<0.50	0.50

Viorel Vasile
Operations Manager

LABORATORY ANALYSIS RESULTS

Client: The Source Group, Inc. (SH)
Project No: 04-NDLA-013
Project Name: DFSP Norwalk GW Sampling
Method: VOCs & OXYGENATES by GC/MS

AA Project No: A5334718
Date Received: 11/01/22
Date Reported: 11/18/22
Units: ug/L

Date Sampled:	11/01/22	11/01/22	11/01/22	
Date Prepared:	11/03/22	11/03/22	11/03/22	
Date Analyzed:	11/03/22	11/03/22	11/03/22	
AA ID No:	2K01012-10	2K01012-11	2K01012-12	
Client ID No:	GMW-48	TF-20R	GMW-35R	
Matrix:	Water	Water	Water	
Dilution Factor:	1	1	1	MRL
8260B+OXYGENATES (EPA 8260B) (continued)				
1,4-Dichlorobenzene	<0.50	<0.50	<0.50	0.50
Dichlorodifluoromethane (R12)	<0.50	<0.50	<0.50	0.50
1,1-Dichloroethane	<0.50	<0.50	<0.50	0.50
1,2-Dichloroethane (EDC)	<0.50	<0.50	<0.50	0.50
1,1-Dichloroethylene	<0.50	<0.50	<0.50	0.50
trans-1,2-Dichloroethylene	<0.50	<0.50	<0.50	0.50
cis-1,2-Dichloroethylene	<0.50	<0.50	<0.50	0.50
1,2-Dichloropropane	<0.50	<0.50	<0.50	0.50
2,2-Dichloropropane	<0.50	<0.50	<0.50	0.50
1,3-Dichloropropane	<0.50	<0.50	<0.50	0.50
cis-1,3-Dichloropropylene	<0.50	<0.50	<0.50	0.50
trans-1,3-Dichloropropylene	<0.50	<0.50	<0.50	0.50
1,1-Dichloropropylene	<0.50	<0.50	<0.50	0.50
Diisopropyl ether (DIPE)	<2.0	<2.0	<2.0	2.0
Ethylbenzene	<0.50	<0.50	<0.50	0.50
Ethyl-tert-Butyl Ether (ETBE)	<2.0	<2.0	<2.0	2.0
Hexachlorobutadiene	<1.0	<1.0	<1.0	1.0
2-Hexanone (MBK)	<10	<10	<10	10
Isopropylbenzene	<0.50	<0.50	<0.50	0.50
4-Isopropyltoluene	<1.0	<1.0	<1.0	1.0
Methyl-tert-Butyl Ether (MTBE)	<1.2	<1.2	<1.2	1.2
Methylene Chloride	<5.0	<5.0	<5.0	5.0
4-Methyl-2-pentanone (MIBK)	<10	<10	<10	10
Naphthalene	<2.0	<2.0	<2.0	2.0
n-Propylbenzene	<0.50	<0.50	<0.50	0.50
Styrene	<0.50	<0.50	<0.50	0.50
1,1,1,2-Tetrachloroethane	<0.50	<0.50	<0.50	0.50

Viorel Vasile
Operations Manager

LABORATORY ANALYSIS RESULTS

Client: The Source Group, Inc. (SH)
Project No: 04-NDLA-013
Project Name: DFSP Norwalk GW Sampling
Method: VOCs & OXYGENATES by GC/MS

AA Project No: A5334718
Date Received: 11/01/22
Date Reported: 11/18/22
Units: ug/L

Date Sampled:	11/01/22	11/01/22	11/01/22	
Date Prepared:	11/03/22	11/03/22	11/03/22	
Date Analyzed:	11/03/22	11/03/22	11/03/22	
AA ID No:	2K01012-10	2K01012-11	2K01012-12	
Client ID No:	GMW-48	TF-20R	GMW-35R	
Matrix:	Water	Water	Water	
Dilution Factor:	1	1	1	MRL
8260B+OXYGENATES (EPA 8260B) (continued)				
1,1,2,2-Tetrachloroethane	<0.50	<0.50	<0.50	0.50
Tetrachloroethylene (PCE)	<0.50	<0.50	<0.50	0.50
Toluene	<0.50	<0.50	<0.50	0.50
1,2,3-Trichlorobenzene	<0.50	<0.50	<0.50	0.50
1,2,4-Trichlorobenzene	<0.50	<0.50	<0.50	0.50
1,1,1-Trichloroethane	<0.50	<0.50	<0.50	0.50
1,1,2-Trichloroethane	<0.50	<0.50	<0.50	0.50
Trichloroethylene (TCE)	<0.50	<0.50	<0.50	0.50
Trichlorofluoromethane (R11)	<0.50	<0.50	<0.50	0.50
1,2,3-Trichloropropane	<0.50	<0.50	<0.50	0.50
1,1,2-Trichloro-1,2,2-trifluoroethane (R113)	<0.50	<0.50	<0.50	0.50
1,3,5-Trimethylbenzene	<0.50	<0.50	<0.50	0.50
1,2,4-Trimethylbenzene	<0.50	<0.50	<0.50	0.50
Vinyl chloride	<0.50	<0.50	<0.50	0.50
o-Xylene	<0.50	<0.50	<0.50	0.50
m,p-Xylenes	<1.0	<1.0	<1.0	1.0
Surrogates				**%REC Limits**
4-Bromofluorobenzene	100%	100%	99%	80-129
Dibromofluoromethane	124%	125%	124%	68-137
Toluene-d8	99%	100%	100%	83-134

Viorel Vasile
Operations Manager

LABORATORY ANALYSIS RESULTS

Client: The Source Group, Inc. (SH)
Project No: 04-NDLA-013
Project Name: DFSP Norwalk GW Sampling
Method: Diesel Range Organics by GC/FID

AA Project No: A5334718
Date Received: 11/01/22
Date Reported: 11/18/22
Units: mg/L

Date Sampled:	11/01/22	11/01/22	11/01/22	11/01/22	
Date Prepared:	11/02/22	11/02/22	11/02/22	11/02/22	
Date Analyzed:	11/03/22	11/03/22	11/03/22	11/03/22	
AA ID No:	2K01012-02	2K01012-03	2K01012-04	2K01012-05	
Client ID No:	MW-16	EXP-1	MW-17	DUP-2	
Matrix:	Water	Water	Water	Water	
Dilution Factor:	1	1	1	1	MRL
Diesel Range Organics 8015M (EPA 8015M)					
Diesel Range Organics as Diesel	<0.10	<0.10	<0.10	<0.10	0.10
Surrogates					**%REC Limits**
o-Terphenyl	96%	95%	103%	99%	50-150

Viorel Vasile
Operations Manager

LABORATORY ANALYSIS RESULTS

Client:	The Source Group, Inc. (SH)	**AA Project No:**	A5334718
Project No:	04-NDLA-013	**Date Received:**	11/01/22
Project Name:	DFSP Norwalk GW Sampling	**Date Reported:**	11/18/22
Method:	Diesel Range Organics by GC/FID	**Units:**	mg/L

Date Sampled:	11/01/22	11/01/22	11/01/22	11/01/22	
Date Prepared:	11/02/22	11/02/22	11/02/22	11/02/22	
Date Analyzed:	11/03/22	11/03/22	11/03/22	11/03/22	
AA ID No:	2K01012-06	2K01012-07	2K01012-08	2K01012-09	
Client ID No:	GMW-61	GMW-66R	GMW-60	GMW-58	
Matrix:	Water	Water	Water	Water	
Dilution Factor:	5	1	1	1	MRL
Diesel Range Organics 8015M (EPA 8015M)					
Diesel Range Organics as Diesel	**1.4**	<0.10	<0.10	**2.3**	0.10
Surrogates					**%REC Limits**
o-Terphenyl	88%	95%	109%	97%	50-150

Viorel Vasile
Operations Manager

LABORATORY ANALYSIS RESULTS

Client:	The Source Group, Inc. (SH)	**AA Project No:**	A5334718
Project No:	04-NDLA-013	**Date Received:**	11/01/22
Project Name:	DFSP Norwalk GW Sampling	**Date Reported:**	11/18/22
Method:	Diesel Range Organics by GC/FID	**Units:**	mg/L

Date Sampled:	11/01/22	11/01/22	11/01/22	11/01/22	
Date Prepared:	11/02/22	11/02/22	11/02/22	11/02/22	
Date Analyzed:	11/03/22	11/03/22	11/03/22	11/03/22	
AA ID No:	2K01012-10	2K01012-11	2K01012-12	2K01012-13	
Client ID No:	GMW-48	TF-20R	GMW-35R	QCEB-1	
Matrix:	Water	Water	Water	Water	
Dilution Factor:	1	1	1	1	MRL
Diesel Range Organics 8015M (EPA 8015M)					
Diesel Range Organics as Diesel	<0.10	**0.10**	<0.10	<0.10	0.10
Surrogates					**%REC Limits**
o-Terphenyl	41%	84%	96%	99%	50-150

Viorel Vasile
Operations Manager

LABORATORY ANALYSIS RESULTS

Client: The Source Group, Inc. (SH)
Project No: 04-NDLA-013
Project Name: DFSP Norwalk GW Sampling
Method: Gasoline Range Organics by GC/FID

AA Project No: A5334718
Date Received: 11/01/22
Date Reported: 11/18/22
Units: ug/L

Date Sampled:	11/01/22	11/01/22	11/01/22	11/01/22	
Date Prepared:	11/03/22	11/03/22	11/03/22	11/03/22	
Date Analyzed:	11/03/22	11/03/22	11/03/22	11/03/22	
AA ID No:	2K01012-02	2K01012-03	2K01012-04	2K01012-05	
Client ID No:	MW-16	EXP-1	MW-17	DUP-2	
Matrix:	Water	Water	Water	Water	
Dilution Factor:	1	1	1	1	MRL
Gasoline Range Organics 8015M (EPA 8015M)					
Gasoline Range Organics (GRO)	<100	<100	<100	<100	100
Surrogates					**%REC Limits**
a,a,a-Trifluorotoluene	89%	92%	92%	84%	80-120

Viorel Vasile
Operations Manager

LABORATORY ANALYSIS RESULTS

Client:	The Source Group, Inc. (SH)	**AA Project No:**	A5334718
Project No:	04-NDLA-013	**Date Received:**	11/01/22
Project Name:	DFSP Norwalk GW Sampling	**Date Reported:**	11/18/22
Method:	Gasoline Range Organics by GC/FID	**Units:**	ug/L

Date Sampled:	11/01/22	11/01/22	11/01/22	11/01/22	
Date Prepared:	11/03/22	11/03/22	11/03/22	11/03/22	
Date Analyzed:	11/03/22	11/03/22	11/03/22	11/03/22	
AA ID No:	2K01012-06	2K01012-07	2K01012-08	2K01012-09	
Client ID No:	GMW-61	GMW-66R	GMW-60	GMW-58	
Matrix:	Water	Water	Water	Water	
Dilution Factor:	1	1	1	1	MRL
Gasoline Range Organics 8015M (EPA 8015M)					
Gasoline Range Organics (GRO)	<100	<100	<100	<100	100
Surrogates					**%REC Limits**
a,a,a-Trifluorotoluene	91%	99%	93%	84%	80-120

Viorel Vasile
Operations Manager

LABORATORY ANALYSIS RESULTS

Client: The Source Group, Inc. (SH)
Project No: 04-NDLA-013
Project Name: DFSP Norwalk GW Sampling
Method: Gasoline Range Organics by GC/FID

AA Project No: A5334718
Date Received: 11/01/22
Date Reported: 11/18/22
Units: ug/L

Date Sampled:	11/01/22	11/01/22	11/01/22	
Date Prepared:	11/03/22	11/03/22	11/03/22	
Date Analyzed:	11/03/22	11/03/22	11/03/22	
AA ID No:	2K01012-10	2K01012-11	2K01012-12	
Client ID No:	GMW-48	TF-20R	GMW-35R	
Matrix:	Water	Water	Water	
Dilution Factor:	1	1	1	MRL
Gasoline Range Organics 8015M (EPA 8015M)				
Gasoline Range Organics (GRO)	<100	<100	<100	100
Surrogates				**%REC Limits**
a,a,a-Trifluorotoluene	103%	108%	97%	80-120

Viorel Vasile
Operations Manager

LABORATORY ANALYSIS RESULTS

Client: The Source Group, Inc. (SH)
Project No: 04-NDLA-013
Project Name: DFSP Norwalk GW Sampling

AA Project No: A5334718
Date Received: 11/01/22
Date Reported: 11/18/22

Analyte	Result	Reporting Limit	Units	Spike Level	Source Result	%REC	%REC Limits	RPD	RPD Limit	Notes
VOCs, OXY & TPH Gasoline by GC/MS - Quality Control										
Batch B2K0302 - EPA 5030B										
Blank (B2K0302-BLK1)				Prepared & Analyzed: 11/03/22						
Acetone	<10	10	ug/L							
tert-Amyl-Methyl Ether (TAME)	<2.0	2.0	ug/L							
Benzene	<0.50	0.50	ug/L							
Bromobenzene	<0.50	0.50	ug/L							
Bromochloromethane	<0.50	0.50	ug/L							
Bromodichloromethane	<0.50	0.50	ug/L							
Bromoform	<0.50	0.50	ug/L							
Bromomethane	<0.50	0.50	ug/L							
2-Butanone (MEK)	<10	10	ug/L							
tert-Butyl Alcohol (TBA)	<10	10	ug/L							
sec-Butylbenzene	<0.50	0.50	ug/L							
tert-Butylbenzene	<0.50	0.50	ug/L							
n-Butylbenzene	<0.50	0.50	ug/L							
Carbon Disulfide	<0.50	0.50	ug/L							
Carbon Tetrachloride	<0.50	0.50	ug/L							
Chlorobenzene	<0.50	0.50	ug/L							
Chloroethane	<0.50	0.50	ug/L							
Chloroform	<0.50	0.50	ug/L							
Chloromethane	<0.50	0.50	ug/L							
2-Chlorotoluene	<0.50	0.50	ug/L							
4-Chlorotoluene	<0.50	0.50	ug/L							
1,2-Dibromo-3-chloropropane	<1.0	1.0	ug/L							
Dibromochloromethane	<0.50	0.50	ug/L							
1,2-Dibromoethane (EDB)	<0.50	0.50	ug/L							
Dibromomethane	<0.50	0.50	ug/L							
1,3-Dichlorobenzene	<0.50	0.50	ug/L							
1,2-Dichlorobenzene	<0.50	0.50	ug/L							
1,4-Dichlorobenzene	<0.50	0.50	ug/L							
Dichlorodifluoromethane (R12)	<0.50	0.50	ug/L							
1,1-Dichloroethane	<0.50	0.50	ug/L							
1,2-Dichloroethane (EDC)	<0.50	0.50	ug/L							
1,1-Dichloroethylene	<0.50	0.50	ug/L							

Viorel Vasile
Operations Manager

LABORATORY ANALYSIS RESULTS

Client: The Source Group, Inc. (SH)
Project No: 04-NDLA-013
Project Name: DFSP Norwalk GW Sampling

AA Project No: A5334718
Date Received: 11/01/22
Date Reported: 11/18/22

Analyte	Result	Reporting Limit	Units	Spike Level	Source Result	%REC	%REC Limits	RPD	RPD Limit	Notes
VOCs, OXY & TPH Gasoline by GC/MS - Quality Control										
Batch B2K0302 - EPA 5030B										
Blank (B2K0302-BLK1) Continued				Prepared & Analyzed: 11/03/22						
trans-1,2-Dichloroethylene	<0.50	0.50	ug/L							
cis-1,2-Dichloroethylene	<0.50	0.50	ug/L							
1,2-Dichloropropane	<0.50	0.50	ug/L							
2,2-Dichloropropane	<0.50	0.50	ug/L							
1,3-Dichloropropane	<0.50	0.50	ug/L							
cis-1,3-Dichloropropylene	<0.50	0.50	ug/L							
trans-1,3-Dichloropropylene	<0.50	0.50	ug/L							
1,1-Dichloropropylene	<0.50	0.50	ug/L							
Diisopropyl ether (DIPE)	<2.0	2.0	ug/L							
Ethylbenzene	<0.50	0.50	ug/L							
Ethyl-tert-Butyl Ether (ETBE)	<2.0	2.0	ug/L							
Gasoline Range Organics (GRO)	<100	100	ug/L							
Hexachlorobutadiene	<1.0	1.0	ug/L							
2-Hexanone (MBK)	<10	10	ug/L							
Isopropylbenzene	<0.50	0.50	ug/L							
4-Isopropyltoluene	<1.0	1.0	ug/L							
Methyl-tert-Butyl Ether (MTBE)	<1.2	1.2	ug/L							
Methylene Chloride	<5.0	5.0	ug/L							
4-Methyl-2-pentanone (MIBK)	<10	10	ug/L							
Naphthalene	<2.0	2.0	ug/L							
n-Propylbenzene	<0.50	0.50	ug/L							
Styrene	<0.50	0.50	ug/L							
1,1,1,2-Tetrachloroethane	<0.50	0.50	ug/L							
1,1,2,2-Tetrachloroethane	<0.50	0.50	ug/L							
Tetrachloroethylene (PCE)	<0.50	0.50	ug/L							
Toluene	<0.50	0.50	ug/L							
1,2,3-Trichlorobenzene	<0.50	0.50	ug/L							
1,2,4-Trichlorobenzene	<0.50	0.50	ug/L							
1,1,1-Trichloroethane	<0.50	0.50	ug/L							
1,1,2-Trichloroethane	<0.50	0.50	ug/L							
Trichloroethylene (TCE)	<0.50	0.50	ug/L							
Trichlorofluoromethane (R11)	<0.50	0.50	ug/L							

Viorel Vasile
Operations Manager

LABORATORY ANALYSIS RESULTS

Client: The Source Group, Inc. (SH)
Project No: 04-NDLA-013
Project Name: DFSP Norwalk GW Sampling

AA Project No: A5334718
Date Received: 11/01/22
Date Reported: 11/18/22

Analyte	Result	Reporting Limit	Units	Spike Level	Source Result	%REC	%REC Limits	RPD	RPD Limit	Notes
VOCs, OXY & TPH Gasoline by GC/MS - Quality Control										
Batch B2K0302 - EPA 5030B										
Blank (B2K0302-BLK1) Continued				Prepared & Analyzed: 11/03/22						
1,2,3-Trichloropropane	<0.50	0.50	ug/L							
1,1,2-Trichloro-1,2,2-trifluoroethane (R113)	<0.50	0.50	ug/L							
1,3,5-Trimethylbenzene	<0.50	0.50	ug/L							
1,2,4-Trimethylbenzene	<0.50	0.50	ug/L							
Vinyl chloride	<0.50	0.50	ug/L							
o-Xylene	<0.50	0.50	ug/L							
m,p-Xylenes	<1.0	1.0	ug/L							
Surrogate: 4-Bromofluorobenzene	*52.1*		*ug/L*	*50.0*		*104*	*80-129*			
Surrogate: Dibromofluoromethane	*47.9*		*ug/L*	*50.0*		*95.9*	*68-137*			
Surrogate: Toluene-d8	*51.1*		*ug/L*	*50.0*		*102*	*83-134*			
LCS (B2K0302-BS1)				Prepared & Analyzed: 11/03/22						
Acetone	**16.0**	10	ug/L	20.0		79.9	27-123			
tert-Amyl-Methyl Ether (TAME)	**14.5**	2.0	ug/L	20.0		72.5	58-133			
Benzene	**18.2**	0.50	ug/L	20.0		91.2	60-134			
Bromobenzene	**19.5**	0.50	ug/L	20.0		97.3	70-130			
Bromochloromethane	**17.7**	0.50	ug/L	20.0		88.6	78-121			
Bromodichloromethane	**17.6**	0.50	ug/L	20.0		88.2	74-135			
Bromoform	**15.4**	0.50	ug/L	20.0		76.8	68-132			
Bromomethane	**26.2**	0.50	ug/L	20.0		131	58-142			
2-Butanone (MEK)	**15.8**	10	ug/L	20.0		78.9	62-138			
tert-Butyl Alcohol (TBA)	**61.9**	10	ug/L	100		61.9	65-148			QL-07
sec-Butylbenzene	**21.1**	0.50	ug/L	20.0		106	84-142			
tert-Butylbenzene	**21.6**	0.50	ug/L	20.0		108	70-130			
n-Butylbenzene	**21.6**	0.50	ug/L	20.0		108	70-130			
Carbon Disulfide	**22.1**	0.50	ug/L	20.0		110	17-177			
Carbon Tetrachloride	**17.6**	0.50	ug/L	20.0		87.8	66-155			
Chlorobenzene	**19.9**	0.50	ug/L	20.0		99.4	70-130			
Chloroethane	**20.1**	0.50	ug/L	20.0		101	45-166			
Chloroform	**20.0**	0.50	ug/L	20.0		100	71-131			
Chloromethane	**19.8**	0.50	ug/L	20.0		98.9	48-152			

Viorel Vasile
Operations Manager

LABORATORY ANALYSIS RESULTS

Client: The Source Group, Inc. (SH)
Project No: 04-NDLA-013
Project Name: DFSP Norwalk GW Sampling

AA Project No: A5334718
Date Received: 11/01/22
Date Reported: 11/18/22

Analyte	Result	Reporting Limit	Units	Spike Level	Source Result	%REC	%REC Limits	RPD	RPD Limit	Notes
VOCs, OXY & TPH Gasoline by GC/MS - Quality Control										
Batch B2K0302 - EPA 5030B										
LCS (B2K0302-BS1) Continued				Prepared & Analyzed: 11/03/22						
2-Chlorotoluene	**22.5**	0.50	ug/L	20.0		112	70-130			
4-Chlorotoluene	**20.0**	0.50	ug/L	20.0		100	70-130			
1,2-Dibromo-3-chloropropane	**12.6**	1.0	ug/L	20.0		62.8	53-145			
Dibromochloromethane	**16.7**	0.50	ug/L	20.0		83.4	72-133			
1,2-Dibromoethane (EDB)	**16.0**	0.50	ug/L	20.0		79.8	79-120			
Dibromomethane	**17.5**	0.50	ug/L	20.0		87.4	68-124			
1,3-Dichlorobenzene	**20.0**	0.50	ug/L	20.0		100	70-130			
1,2-Dichlorobenzene	**21.2**	0.50	ug/L	20.0		106	70-130			
1,4-Dichlorobenzene	**20.0**	0.50	ug/L	20.0		100	70-130			
Dichlorodifluoromethane (R12)	**18.5**	0.50	ug/L	20.0		92.3	16-148			
1,1-Dichloroethane	**19.9**	0.50	ug/L	20.0		99.6	67-120			
1,2-Dichloroethane (EDC)	**20.0**	0.50	ug/L	20.0		100	57-156			
1,1-Dichloroethylene	**19.8**	0.50	ug/L	20.0		98.8	50-149			
trans-1,2-Dichloroethylene	**19.6**	0.50	ug/L	20.0		97.8	66-126			
cis-1,2-Dichloroethylene	**18.6**	0.50	ug/L	20.0		93.2	70-124			
1,2-Dichloropropane	**18.3**	0.50	ug/L	20.0		91.6	53-139			
2,2-Dichloropropane	**13.5**	0.50	ug/L	20.0		67.3	44-162			
1,3-Dichloropropane	**18.2**	0.50	ug/L	20.0		91.0	79-113			
cis-1,3-Dichloropropylene	**6.17**	0.50	ug/L	20.0		30.8	67-127			QL-07
trans-1,3-Dichloropropylene	**7.32**	0.50	ug/L	20.0		36.6	76-121			QL-07
1,1-Dichloropropylene	**19.8**	0.50	ug/L	20.0		99.2	84-124			
Diisopropyl ether (DIPE)	**19.2**	2.0	ug/L	20.0		96.1	51-136			
Ethylbenzene	**20.0**	0.50	ug/L	20.0		99.9	86-124			
Ethyl-tert-Butyl Ether (ETBE)	**17.5**	2.0	ug/L	20.0		87.4	62-136			
Gasoline Range Organics (GRO)	**532**	100	ug/L	500		106	60-123			
Hexachlorobutadiene	**24.4**	1.0	ug/L	20.0		122	76-140			
2-Hexanone (MBK)	**13.0**	10	ug/L	20.0		64.8	52-123			
Isopropylbenzene	**21.8**	0.50	ug/L	20.0		109	70-130			
4-Isopropyltoluene	**21.6**	1.0	ug/L	20.0		108	70-130			
Methyl-tert-Butyl Ether (MTBE)	**32.9**	1.2	ug/L	40.0		82.3	58-144			
Methylene Chloride	**16.8**	5.0	ug/L	20.0		84.2	50-135			
4-Methyl-2-pentanone (MIBK)	**12.2**	10	ug/L	20.0		60.9	49-139			

Viorel Vasile
Operations Manager

LABORATORY ANALYSIS RESULTS

Client: The Source Group, Inc. (SH)
Project No: 04-NDLA-013
Project Name: DFSP Norwalk GW Sampling

AA Project No: A5334718
Date Received: 11/01/22
Date Reported: 11/18/22

Analyte	Result	Reporting Limit	Units	Spike Level	Source Result	%REC	%REC Limits	RPD	RPD Limit	Notes
VOCs, OXY & TPH Gasoline by GC/MS - Quality Control										
Batch B2K0302 - EPA 5030B										
LCS (B2K0302-BS1) Continued				Prepared & Analyzed: 11/03/22						
Naphthalene	**14.7**	2.0	ug/L	20.0		73.6	74-128			QL-02
n-Propylbenzene	**22.0**	0.50	ug/L	20.0		110	70-130			
Styrene	**22.3**	0.50	ug/L	20.0		112	84-123			
1,1,1,2-Tetrachloroethane	**18.8**	0.50	ug/L	20.0		93.9	70-130			
1,1,2,2-Tetrachloroethane	**15.5**	0.50	ug/L	20.0		77.5	58-126			
Tetrachloroethylene (PCE)	**22.2**	0.50	ug/L	20.0		111	70-130			
Toluene	**21.1**	0.50	ug/L	20.0		106	83-118			
1,2,3-Trichlorobenzene	**17.4**	0.50	ug/L	20.0		87.0	77-134			
1,2,4-Trichlorobenzene	**18.2**	0.50	ug/L	20.0		91.2	84-128			
1,1,1-Trichloroethane	**20.2**	0.50	ug/L	20.0		101	66-158			
1,1,2-Trichloroethane	**19.1**	0.50	ug/L	20.0		95.5	75-115			
Trichloroethylene (TCE)	**20.4**	0.50	ug/L	20.0		102	82-128			
Trichlorofluoromethane (R11)	**18.0**	0.50	ug/L	20.0		89.9	65-137			
1,2,3-Trichloropropane	**15.4**	0.50	ug/L	20.0		76.8	68-123			
1,1,2-Trichloro-1,2,2-trifluoroethane (R113)	**23.0**	0.50	ug/L	20.0		115	62-130			
1,3,5-Trimethylbenzene	**21.8**	0.50	ug/L	20.0		109	70-130			
1,2,4-Trimethylbenzene	**21.2**	0.50	ug/L	20.0		106	70-130			
Vinyl chloride	**20.3**	0.50	ug/L	20.0		101	51-151			
o-Xylene	**21.0**	0.50	ug/L	20.0		105	70-130			
m,p-Xylenes	**43.3**	1.0	ug/L	40.0		108	70-130			
Surrogate: 4-Bromofluorobenzene	*51.1*		*ug/L*	*50.0*		*102*	*80-129*			
Surrogate: Dibromofluoromethane	*48.4*		*ug/L*	*50.0*		*96.7*	*68-137*			
Surrogate: Toluene-d8	*51.4*		*ug/L*	*50.0*		*103*	*83-134*			
LCS Dup (B2K0302-BSD1)				Prepared & Analyzed: 11/03/22						
Acetone	**15.5**	10	ug/L	20.0		77.4	27-123	3.24	30	
tert-Amyl-Methyl Ether (TAME)	**12.9**	2.0	ug/L	20.0		64.4	58-133	11.8	30	
Benzene	**15.7**	0.50	ug/L	20.0		78.6	60-134	14.8	30	
Bromobenzene	**19.2**	0.50	ug/L	20.0		96.2	70-130	1.08	30	
Bromochloromethane	**15.3**	0.50	ug/L	20.0		76.4	78-121	14.7	30	QL-03
Bromodichloromethane	**15.7**	0.50	ug/L	20.0		78.4	74-135	11.8	30	

Viorel Vasile
Operations Manager

LABORATORY ANALYSIS RESULTS

Client: The Source Group, Inc. (SH)
Project No: 04-NDLA-013
Project Name: DFSP Norwalk GW Sampling

AA Project No: A5334718
Date Received: 11/01/22
Date Reported: 11/18/22

Analyte	Result	Reporting Limit	Units	Spike Level	Source Result	%REC	%REC Limits	RPD	RPD Limit	Notes
VOCs, OXY & TPH Gasoline by GC/MS - Quality Control										
Batch B2K0302 - EPA 5030B										
LCS Dup (B2K0302-BSD1) Continued				Prepared & Analyzed: 11/03/22						
Bromoform	**16.4**	0.50	ug/L	20.0		81.9	68-132	6.36	30	
Bromomethane	**25.5**	0.50	ug/L	20.0		127	58-142	2.67	30	
2-Butanone (MEK)	**13.3**	10	ug/L	20.0		66.6	62-138	16.9	30	
tert-Butyl Alcohol (TBA)	**62.2**	10	ug/L	100		62.2	65-148	0.468	30	QL-07
sec-Butylbenzene	**20.4**	0.50	ug/L	20.0		102	84-142	3.37	30	
tert-Butylbenzene	**19.1**	0.50	ug/L	20.0		95.5	70-130	12.5	30	
n-Butylbenzene	**20.5**	0.50	ug/L	20.0		103	70-130	5.18	30	
Carbon Disulfide	**19.0**	0.50	ug/L	20.0		95.2	17-177	14.9	30	
Carbon Tetrachloride	**16.4**	0.50	ug/L	20.0		82.1	66-155	6.77	30	
Chlorobenzene	**18.8**	0.50	ug/L	20.0		94.0	70-130	5.58	30	
Chloroethane	**20.0**	0.50	ug/L	20.0		99.8	45-166	0.948	30	
Chloroform	**17.2**	0.50	ug/L	20.0		86.0	71-131	15.1	30	
Chloromethane	**17.0**	0.50	ug/L	20.0		85.2	48-152	14.9	30	
2-Chlorotoluene	**22.8**	0.50	ug/L	20.0		114	70-130	1.10	30	
4-Chlorotoluene	**20.2**	0.50	ug/L	20.0		101	70-130	0.994	30	
1,2-Dibromo-3-chloropropane	**16.6**	1.0	ug/L	20.0		82.9	53-145	27.7	30	
Dibromochloromethane	**17.2**	0.50	ug/L	20.0		85.8	72-133	2.72	30	
1,2-Dibromoethane (EDB)	**16.3**	0.50	ug/L	20.0		81.3	79-120	1.86	30	
Dibromomethane	**15.6**	0.50	ug/L	20.0		77.8	68-124	11.6	30	
1,3-Dichlorobenzene	**19.9**	0.50	ug/L	20.0		99.6	70-130	0.401	30	
1,2-Dichlorobenzene	**20.3**	0.50	ug/L	20.0		102	70-130	4.38	30	
1,4-Dichlorobenzene	**19.6**	0.50	ug/L	20.0		97.8	70-130	2.37	30	
Dichlorodifluoromethane (R12)	**16.4**	0.50	ug/L	20.0		82.1	16-148	11.7	30	
1,1-Dichloroethane	**17.4**	0.50	ug/L	20.0		86.8	67-120	13.6	30	
1,2-Dichloroethane (EDC)	**17.8**	0.50	ug/L	20.0		89.0	57-156	11.9	30	
1,1-Dichloroethylene	**17.2**	0.50	ug/L	20.0		86.2	50-149	13.6	30	
trans-1,2-Dichloroethylene	**17.2**	0.50	ug/L	20.0		86.0	66-126	12.7	30	
cis-1,2-Dichloroethylene	**16.6**	0.50	ug/L	20.0		83.0	70-124	11.6	30	
1,2-Dichloropropane	**15.9**	0.50	ug/L	20.0		79.7	53-139	13.9	30	
2,2-Dichloropropane	**14.8**	0.50	ug/L	20.0		74.2	44-162	9.75	30	
1,3-Dichloropropane	**18.8**	0.50	ug/L	20.0		94.0	79-113	3.30	30	
cis-1,3-Dichloropropylene	**9.37**	0.50	ug/L	20.0		46.8	67-127	41.2	30	QL-07

Viorel Vasile
Operations Manager

LABORATORY ANALYSIS RESULTS

Client: The Source Group, Inc. (SH)
Project No: 04-NDLA-013
Project Name: DFSP Norwalk GW Sampling

AA Project No: A5334718
Date Received: 11/01/22
Date Reported: 11/18/22

Analyte	Result	Reporting Limit	Units	Spike Level	Source Result	%REC	%REC Limits	RPD	RPD Limit	Notes
VOCs, OXY & TPH Gasoline by GC/MS - Quality Control										
Batch B2K0302 - EPA 5030B										
LCS Dup (B2K0302-BSD1) Continued				Prepared & Analyzed: 11/03/22						
trans-1,3-Dichloropropylene	**12.3**	0.50	ug/L	20.0		61.7	76-121	51.1	30	QL-07
1,1-Dichloropropylene	**17.4**	0.50	ug/L	20.0		87.2	84-124	12.8	30	
Diisopropyl ether (DIPE)	**17.2**	2.0	ug/L	20.0		85.8	51-136	11.3	30	
Ethylbenzene	**19.2**	0.50	ug/L	20.0		96.2	86-124	3.83	30	
Ethyl-tert-Butyl Ether (ETBE)	**16.0**	2.0	ug/L	20.0		79.8	62-136	9.21	30	
Gasoline Range Organics (GRO)	**505**	100	ug/L	500		101	60-123	5.29	30	
Hexachlorobutadiene	**21.6**	1.0	ug/L	20.0		108	76-140	12.2	30	
2-Hexanone (MBK)	**13.2**	10	ug/L	20.0		66.0	52-123	1.84	30	
Isopropylbenzene	**21.6**	0.50	ug/L	20.0		108	70-130	0.876	30	
4-Isopropyltoluene	**20.8**	1.0	ug/L	20.0		104	70-130	3.78	30	
Methyl-tert-Butyl Ether (MTBE)	**30.1**	1.2	ug/L	40.0		75.2	58-144	8.98	30	
Methylene Chloride	**15.3**	5.0	ug/L	20.0		76.5	50-135	9.64	30	
4-Methyl-2-pentanone (MIBK)	**10.1**	10	ug/L	20.0		50.7	49-139	18.3	30	
Naphthalene	**16.2**	2.0	ug/L	20.0		80.8	74-128	9.33	30	
n-Propylbenzene	**21.7**	0.50	ug/L	20.0		108	70-130	1.42	30	
Styrene	**20.8**	0.50	ug/L	20.0		104	84-123	7.29	30	
1,1,1,2-Tetrachloroethane	**18.4**	0.50	ug/L	20.0		92.0	70-130	2.04	30	
1,1,2,2-Tetrachloroethane	**15.6**	0.50	ug/L	20.0		78.2	58-126	0.835	30	
Tetrachloroethylene (PCE)	**21.7**	0.50	ug/L	20.0		108	70-130	2.41	30	
Toluene	**20.4**	0.50	ug/L	20.0		102	83-118	3.52	30	
1,2,3-Trichlorobenzene	**17.5**	0.50	ug/L	20.0		87.3	77-134	0.402	30	
1,2,4-Trichlorobenzene	**17.5**	0.50	ug/L	20.0		87.4	84-128	4.20	30	
1,1,1-Trichloroethane	**18.0**	0.50	ug/L	20.0		89.8	66-158	11.6	30	
1,1,2-Trichloroethane	**18.5**	0.50	ug/L	20.0		92.6	75-115	3.03	30	
Trichloroethylene (TCE)	**17.2**	0.50	ug/L	20.0		86.2	82-128	17.1	30	
Trichlorofluoromethane (R11)	**22.0**	0.50	ug/L	20.0		110	65-137	20.2	30	
1,2,3-Trichloropropane	**15.0**	0.50	ug/L	20.0		75.2	68-123	2.24	30	
1,1,2-Trichloro-1,2,2-trifluoroethane (R113)	**22.8**	0.50	ug/L	20.0		114	62-130	0.655	30	
1,3,5-Trimethylbenzene	**20.7**	0.50	ug/L	20.0		103	70-130	5.18	30	
1,2,4-Trimethylbenzene	**20.5**	0.50	ug/L	20.0		102	70-130	3.46	30	
Vinyl chloride	**19.0**	0.50	ug/L	20.0		95.2	51-151	6.25	30	

Viorel Vasile
Operations Manager

LABORATORY ANALYSIS RESULTS

Client: The Source Group, Inc. (SH)
Project No: 04-NDLA-013
Project Name: DFSP Norwalk GW Sampling

AA Project No: A5334718
Date Received: 11/01/22
Date Reported: 11/18/22

Analyte	Result	Reporting Limit	Units	Spike Level	Source Result	%REC	%REC Limits	RPD	RPD Limit	Notes
VOCs, OXY & TPH Gasoline by GC/MS - Quality Control										
Batch B2K0302 - EPA 5030B										
LCS Dup (B2K0302-BSD1) Continued				Prepared & Analyzed: 11/03/22						
o-Xylene	**19.5**	0.50	ug/L	20.0		97.4	70-130	7.22	30	
m,p-Xylenes	**39.8**	1.0	ug/L	40.0		99.4	70-130	8.45	30	
Surrogate: 4-Bromofluorobenzene	*53.9*		*ug/L*	*50.0*		*108*	*80-129*			
Surrogate: Dibromofluoromethane	*48.5*		*ug/L*	*50.0*		*96.9*	*68-137*			
Surrogate: Toluene-d8	*56.7*		*ug/L*	*50.0*		*113*	*83-134*			
Matrix Spike (B2K0302-MS1)		**Source: 2J31012-02**		Prepared & Analyzed: 11/03/22						
Acetone	**16.3**	10	ug/L	20.0		81.3	11-169			
tert-Amyl-Methyl Ether (TAME)	**12.6**	2.0	ug/L	20.0	0.220	62.0	66-133			QM-07
Benzene	**17.3**	0.50	ug/L	20.0		86.6	56-135			
Bromobenzene	**20.2**	0.50	ug/L	20.0		101	70-130			
Bromochloromethane	**15.2**	0.50	ug/L	20.0		76.0	74-125			
Bromodichloromethane	**15.0**	0.50	ug/L	20.0		75.2	68-144			
Bromoform	**18.6**	0.50	ug/L	20.0		92.8	68-151			
Bromomethane	**26.1**	0.50	ug/L	20.0		130	54-142			
2-Butanone (MEK)	**12.3**	10	ug/L	20.0		61.6	62-145			QM-07
tert-Butyl Alcohol (TBA)	**79.8**	10	ug/L	100	18.4	61.3	73-162			
sec-Butylbenzene	**22.8**	0.50	ug/L	20.0		114	84-145			
tert-Butylbenzene	**23.2**	0.50	ug/L	20.0		116	70-130			
n-Butylbenzene	**22.8**	0.50	ug/L	20.0		114	70-130			
Carbon Disulfide	**23.2**	0.50	ug/L	20.0		116	28-151			
Carbon Tetrachloride	**16.8**	0.50	ug/L	20.0		84.1	58-164			
Chlorobenzene	**20.2**	0.50	ug/L	20.0		101	70-130			
Chloroethane	**20.4**	0.50	ug/L	20.0		102	42-164			
Chloroform	**19.0**	0.50	ug/L	20.0		95.0	65-138			
Chloromethane	**20.9**	0.50	ug/L	20.0		105	50-152			
2-Chlorotoluene	**24.6**	0.50	ug/L	20.0		123	70-130			
4-Chlorotoluene	**21.3**	0.50	ug/L	20.0		106	70-130			
1,2-Dibromo-3-chloropropane	**17.9**	1.0	ug/L	20.0		89.6	53-161			
Dibromochloromethane	**17.5**	0.50	ug/L	20.0		87.6	70-130			
1,2-Dibromoethane (EDB)	**15.5**	0.50	ug/L	20.0		77.7	76-130			
Dibromomethane	**14.7**	0.50	ug/L	20.0		73.6	62-135			

Viorel Vasile
Operations Manager

LABORATORY ANALYSIS RESULTS

Client: The Source Group, Inc. (SH)
Project No: 04-NDLA-013
Project Name: DFSP Norwalk GW Sampling

AA Project No: A5334718
Date Received: 11/01/22
Date Reported: 11/18/22

Analyte	Result	Reporting Limit	Units	Spike Level	Source Result	%REC	%REC Limits	RPD	RPD Limit	Notes
VOCs, OXY & TPH Gasoline by GC/MS - Quality Control										
Batch B2K0302 - EPA 5030B										
Matrix Spike (B2K0302-MS1) Continued Source: 2J31012-02 Prepared & Analyzed: 11/03/22										
1,3-Dichlorobenzene	**21.1**	0.50	ug/L	20.0		106	70-130			
1,2-Dichlorobenzene	**21.5**	0.50	ug/L	20.0		107	70-130			
1,4-Dichlorobenzene	**20.4**	0.50	ug/L	20.0		102	70-130			
Dichlorodifluoromethane (R12)	**18.9**	0.50	ug/L	20.0		94.7	17-153			
1,1-Dichloroethane	**19.7**	0.50	ug/L	20.0		98.7	55-131			
1,2-Dichloroethane (EDC)	**17.0**	0.50	ug/L	20.0		85.2	52-168			
1,1-Dichloroethylene	**19.3**	0.50	ug/L	20.0		96.6	51-140			
trans-1,2-Dichloroethylene	**18.3**	0.50	ug/L	20.0		91.3	59-127			
cis-1,2-Dichloroethylene	**17.7**	0.50	ug/L	20.0		88.5	70-130			
1,2-Dichloropropane	**17.2**	0.50	ug/L	20.0		86.0	52-142			
2,2-Dichloropropane	**13.5**	0.50	ug/L	20.0		67.4	36-168			
1,3-Dichloropropane	**18.3**	0.50	ug/L	20.0		91.4	80-121			
cis-1,3-Dichloropropylene	**5.72**	0.50	ug/L	20.0		28.6	66-130			
trans-1,3-Dichloropropylene	**7.78**	0.50	ug/L	20.0		38.9	78-130			
1,1-Dichloropropylene	**19.6**	0.50	ug/L	20.0		98.0	76-132			
Diisopropyl ether (DIPE)	**17.5**	2.0	ug/L	20.0		87.6	52-138			
Ethylbenzene	**20.8**	0.50	ug/L	20.0		104	86-128			
Ethyl-tert-Butyl Ether (ETBE)	**15.8**	2.0	ug/L	20.0		78.8	64-137			
Hexachlorobutadiene	**26.0**	1.0	ug/L	20.0		130	70-130			
2-Hexanone (MBK)	**12.5**	10	ug/L	20.0		62.7	52-141			
Isopropylbenzene	**25.5**	0.50	ug/L	20.0	3.37	111	70-130			
4-Isopropyltoluene	**23.7**	1.0	ug/L	20.0		118	83-149			
Methyl-tert-Butyl Ether (MTBE)	**29.0**	1.2	ug/L	40.0		72.4	56-150			
Methylene Chloride	**16.2**	5.0	ug/L	20.0		81.1	70-130			
4-Methyl-2-pentanone (MIBK)	**10.5**	10	ug/L	20.0		52.4	60-148			QM-07
Naphthalene	**18.3**	2.0	ug/L	20.0		91.7	70-130			
n-Propylbenzene	**24.3**	0.50	ug/L	20.0		122	70-130			
Styrene	**21.1**	0.50	ug/L	20.0		106	65-141			
1,1,1,2-Tetrachloroethane	**19.6**	0.50	ug/L	20.0		97.9	70-130			
1,1,2,2-Tetrachloroethane	**19.2**	0.50	ug/L	20.0		96.0	62-134			
Tetrachloroethylene (PCE)	**23.5**	0.50	ug/L	20.0		117	70-130			
Toluene	**22.7**	0.50	ug/L	20.0	0.350	112	81-123			

Viorel Vasile
Operations Manager

LABORATORY ANALYSIS RESULTS

Client: The Source Group, Inc. (SH)
Project No: 04-NDLA-013
Project Name: DFSP Norwalk GW Sampling

AA Project No: A5334718
Date Received: 11/01/22
Date Reported: 11/18/22

Analyte	Result	Reporting Limit	Units	Spike Level	Source Result	%REC	%REC Limits	RPD	RPD Limit	Notes
VOCs, OXY & TPH Gasoline by GC/MS - Quality Control										
Batch B2K0302 - EPA 5030B										
Matrix Spike (B2K0302-MS1) Continued Source: 2J31012-02 Prepared & Analyzed: 11/03/22										
1,2,3-Trichlorobenzene	**17.8**	0.50	ug/L	20.0		89.0	73-144			
1,2,4-Trichlorobenzene	**19.0**	0.50	ug/L	20.0		94.8	80-137			
1,1,1-Trichloroethane	**20.1**	0.50	ug/L	20.0		101	62-164			
1,1,2-Trichloroethane	**18.6**	0.50	ug/L	20.0		93.0	76-122			
Trichloroethylene (TCE)	**19.2**	0.50	ug/L	20.0		96.0	72-136			
Trichlorofluoromethane (R11)	**20.1**	0.50	ug/L	20.0		100	59-144			
1,2,3-Trichloropropane	**18.2**	0.50	ug/L	20.0		90.8	69-135			
1,1,2-Trichloro-1,2,2-trifluoroethane (R113)	**25.3**	0.50	ug/L	20.0		127	62-126			QM-07
1,3,5-Trimethylbenzene	**22.6**	0.50	ug/L	20.0		113	70-130			
1,2,4-Trimethylbenzene	**22.3**	0.50	ug/L	20.0		112	89-134			
Vinyl chloride	**21.2**	0.50	ug/L	20.0		106	54-150			
o-Xylene	**21.1**	0.50	ug/L	20.0		105	70-130			
m,p-Xylenes	**43.1**	1.0	ug/L	40.0	0.620	106	70-130			
Surrogate: 4-Bromofluorobenzene	*48.6*		*ug/L*	*50.0*		*97.2*	*80-129*			
Surrogate: Dibromofluoromethane	*47.5*		*ug/L*	*50.0*		*95.1*	*68-137*			
Surrogate: Toluene-d8	*57.7*		*ug/L*	*50.0*		*115*	*83-134*			
Matrix Spike Dup (B2K0302-MSD1) Source: 2J31012-02 Prepared & Analyzed: 11/03/22										
Acetone	**17.4**	10	ug/L	20.0		86.8	11-169	6.60	30	
tert-Amyl-Methyl Ether (TAME)	**14.3**	2.0	ug/L	20.0	0.220	70.2	66-133	12.3	30	
Benzene	**16.6**	0.50	ug/L	20.0		83.2	56-135	4.06	30	
Bromobenzene	**19.8**	0.50	ug/L	20.0		99.1	70-130	2.15	30	
Bromochloromethane	**17.4**	0.50	ug/L	20.0		86.8	74-125	13.3	30	
Bromodichloromethane	**17.0**	0.50	ug/L	20.0		84.9	68-144	12.1	30	
Bromoform	**20.5**	0.50	ug/L	20.0		102	68-151	9.79	30	
Bromomethane	**27.2**	0.50	ug/L	20.0		136	54-142	3.98	30	
2-Butanone (MEK)	**17.3**	10	ug/L	20.0		86.4	62-145	33.5	30	
tert-Butyl Alcohol (TBA)	**106**	10	ug/L	100	18.4	87.7	73-162	28.4	30	
sec-Butylbenzene	**20.9**	0.50	ug/L	20.0		104	84-145	9.06	30	
tert-Butylbenzene	**21.3**	0.50	ug/L	20.0		106	70-130	8.67	30	
n-Butylbenzene	**20.9**	0.50	ug/L	20.0		105	70-130	8.77	30	

Viorel Vasile
Operations Manager

LABORATORY ANALYSIS RESULTS

Client: The Source Group, Inc. (SH)
Project No: 04-NDLA-013
Project Name: DFSP Norwalk GW Sampling

AA Project No: A5334718
Date Received: 11/01/22
Date Reported: 11/18/22

Analyte	Result	Reporting Limit	Units	Spike Level	Source Result	%REC	%REC Limits	RPD	RPD Limit	Notes
VOCs, OXY & TPH Gasoline by GC/MS - Quality Control										
Batch B2K0302 - EPA 5030B										
Matrix Spike Dup (B2K0302-MSD1) Continued	**Source: 2J31012-02**				Prepared & Analyzed: 11/03/22					
Carbon Disulfide	**20.3**	0.50	ug/L	20.0		101	28-151	13.6	30	
Carbon Tetrachloride	**17.1**	0.50	ug/L	20.0		85.5	58-164	1.65	30	
Chlorobenzene	**19.1**	0.50	ug/L	20.0		95.4	70-130	5.55	30	
Chloroethane	**22.0**	0.50	ug/L	20.0		110	42-164	7.39	30	
Chloroform	**18.7**	0.50	ug/L	20.0		93.5	65-138	1.54	30	
Chloromethane	**20.1**	0.50	ug/L	20.0		100	50-152	4.15	30	
2-Chlorotoluene	**22.1**	0.50	ug/L	20.0		111	70-130	10.8	30	
4-Chlorotoluene	**19.4**	0.50	ug/L	20.0		97.1	70-130	9.23	30	
1,2-Dibromo-3-chloropropane	**25.8**	1.0	ug/L	20.0		129	53-161	35.9	30	
Dibromochloromethane	**19.8**	0.50	ug/L	20.0		98.8	70-130	12.0	30	
1,2-Dibromoethane (EDB)	**18.4**	0.50	ug/L	20.0		92.0	76-130	16.9	30	
Dibromomethane	**18.1**	0.50	ug/L	20.0		90.4	62-135	20.4	30	
1,3-Dichlorobenzene	**19.7**	0.50	ug/L	20.0		98.7	70-130	6.85	30	
1,2-Dichlorobenzene	**20.9**	0.50	ug/L	20.0		105	70-130	2.55	30	
1,4-Dichlorobenzene	**19.2**	0.50	ug/L	20.0		96.0	70-130	6.06	30	
Dichlorodifluoromethane (R12)	**18.9**	0.50	ug/L	20.0		94.4	17-153	0.264	30	
1,1-Dichloroethane	**19.2**	0.50	ug/L	20.0		95.9	55-131	2.88	30	
1,2-Dichloroethane (EDC)	**20.0**	0.50	ug/L	20.0		99.8	52-168	15.7	30	
1,1-Dichloroethylene	**18.5**	0.50	ug/L	20.0		92.4	51-140	4.45	30	
trans-1,2-Dichloroethylene	**17.8**	0.50	ug/L	20.0		89.2	59-127	2.27	30	
cis-1,2-Dichloroethylene	**17.0**	0.50	ug/L	20.0		84.9	70-130	4.15	30	
1,2-Dichloropropane	**17.4**	0.50	ug/L	20.0		86.8	52-142	0.868	30	
2,2-Dichloropropane	**17.3**	0.50	ug/L	20.0		86.6	36-168	25.0	30	
1,3-Dichloropropane	**20.3**	0.50	ug/L	20.0		102	80-121	10.6	30	
cis-1,3-Dichloropropylene	**11.9**	0.50	ug/L	20.0		59.6	66-130	70.2	30	
trans-1,3-Dichloropropylene	**15.8**	0.50	ug/L	20.0		79.0	78-130	68.0	30	
1,1-Dichloropropylene	**18.4**	0.50	ug/L	20.0		92.0	76-132	6.31	30	
Diisopropyl ether (DIPE)	**18.2**	2.0	ug/L	20.0		90.8	52-138	3.70	30	
Ethylbenzene	**19.0**	0.50	ug/L	20.0		95.0	86-128	8.86	30	
Ethyl-tert-Butyl Ether (ETBE)	**17.4**	2.0	ug/L	20.0		86.9	64-137	9.71	30	
Hexachlorobutadiene	**24.6**	1.0	ug/L	20.0		123	70-130	5.69	30	

Viorel Vasile
Operations Manager

LABORATORY ANALYSIS RESULTS

Client: The Source Group, Inc. (SH)
Project No: 04-NDLA-013
Project Name: DFSP Norwalk GW Sampling

AA Project No: A5334718
Date Received: 11/01/22
Date Reported: 11/18/22

Analyte	Result	Reporting Limit	Units	Spike Level	Source Result	%REC	%REC Limits	RPD	RPD Limit	Notes
VOCs, OXY & TPH Gasoline by GC/MS - Quality Control										
Batch B2K0302 - EPA 5030B										
Matrix Spike Dup (B2K0302-MSD1) Continued	**Source: 2J31012-02** Prepared & Analyzed: 11/03/22									
2-Hexanone (MBK)	**17.6**	10	ug/L	20.0		87.9	52-141	33.5	30	
Isopropylbenzene	**25.6**	0.50	ug/L	20.0	3.37	111	70-130	0.470	30	
4-Isopropyltoluene	**21.3**	1.0	ug/L	20.0		106	83-149	10.6	30	
Methyl-tert-Butyl Ether (MTBE)	**33.1**	1.2	ug/L	40.0		82.8	56-150	13.4	30	
Methylene Chloride	**15.8**	5.0	ug/L	20.0		79.0	70-130	2.69	30	
4-Methyl-2-pentanone (MIBK)	**13.2**	10	ug/L	20.0		66.0	60-148	23.0	30	
Naphthalene	**22.4**	2.0	ug/L	20.0		112	70-130	20.2	30	
n-Propylbenzene	**22.0**	0.50	ug/L	20.0		110	70-130	10.3	30	
Styrene	**21.0**	0.50	ug/L	20.0		105	65-141	0.808	30	
1,1,1,2-Tetrachloroethane	**19.6**	0.50	ug/L	20.0		98.2	70-130	0.255	30	
1,1,2,2-Tetrachloroethane	**20.8**	0.50	ug/L	20.0		104	62-134	8.10	30	
Tetrachloroethylene (PCE)	**20.8**	0.50	ug/L	20.0		104	70-130	11.9	30	
Toluene	**20.5**	0.50	ug/L	20.0	0.350	101	81-123	10.1	30	
1,2,3-Trichlorobenzene	**22.1**	0.50	ug/L	20.0		111	73-144	21.7	30	
1,2,4-Trichlorobenzene	**20.7**	0.50	ug/L	20.0		104	80-137	8.92	30	
1,1,1-Trichloroethane	**19.4**	0.50	ug/L	20.0		96.9	62-164	3.70	30	
1,1,2-Trichloroethane	**20.3**	0.50	ug/L	20.0		102	76-122	8.79	30	
Trichloroethylene (TCE)	**18.3**	0.50	ug/L	20.0		91.6	72-136	4.75	30	
Trichlorofluoromethane (R11)	**19.7**	0.50	ug/L	20.0		98.4	59-144	2.11	30	
1,2,3-Trichloropropane	**20.7**	0.50	ug/L	20.0		104	69-135	13.2	30	
1,1,2-Trichloro-1,2,2-trifluoroethane (R113)	**25.0**	0.50	ug/L	20.0		125	62-126	1.43	30	
1,3,5-Trimethylbenzene	**21.1**	0.50	ug/L	20.0		105	70-130	7.01	30	
1,2,4-Trimethylbenzene	**20.6**	0.50	ug/L	20.0		103	89-134	7.88	30	
Vinyl chloride	**20.4**	0.50	ug/L	20.0		102	54-150	3.89	30	
o-Xylene	**20.4**	0.50	ug/L	20.0		102	70-130	3.28	30	
m,p-Xylenes	**41.4**	1.0	ug/L	40.0	0.620	102	70-130	4.07	30	
Surrogate: 4-Bromofluorobenzene	*50.9*		*ug/L*	*50.0*		*102*	*80-129*			
Surrogate: Dibromofluoromethane	*53.0*		*ug/L*	*50.0*		*106*	*68-137*			
Surrogate: Toluene-d8	*55.2*		*ug/L*	*50.0*		*110*	*83-134*			

Viorel Vasile
Operations Manager

LABORATORY ANALYSIS RESULTS

Client: The Source Group, Inc. (SH)
Project No: 04-NDLA-013
Project Name: DFSP Norwalk GW Sampling

AA Project No: A5334718
Date Received: 11/01/22
Date Reported: 11/18/22

Analyte	Result	Reporting Limit	Units	Spike Level	Source Result	%REC	%REC Limits	RPD	RPD Limit	Notes
VOCs, OXY & TPH Gasoline by GC/MS - Quality Control										
Batch B2K0402 - EPA 5030B										
Blank (B2K0402-BLK1)				Prepared & Analyzed: 11/04/22						
Acetone	<10	10	ug/L							
tert-Amyl-Methyl Ether (TAME)	<2.0	2.0	ug/L							
Benzene	<0.50	0.50	ug/L							
Bromobenzene	<0.50	0.50	ug/L							
Bromochloromethane	<0.50	0.50	ug/L							
Bromodichloromethane	<0.50	0.50	ug/L							
Bromoform	<0.50	0.50	ug/L							
Bromomethane	<0.50	0.50	ug/L							
2-Butanone (MEK)	<10	10	ug/L							
tert-Butyl Alcohol (TBA)	<10	10	ug/L							
sec-Butylbenzene	<0.50	0.50	ug/L							
tert-Butylbenzene	<0.50	0.50	ug/L							
n-Butylbenzene	<0.50	0.50	ug/L							
Carbon Disulfide	<0.50	0.50	ug/L							
Carbon Tetrachloride	<0.50	0.50	ug/L							
Chlorobenzene	<0.50	0.50	ug/L							
Chloroethane	<0.50	0.50	ug/L							
Chloroform	<0.50	0.50	ug/L							
Chloromethane	<0.50	0.50	ug/L							
2-Chlorotoluene	<0.50	0.50	ug/L							
4-Chlorotoluene	<0.50	0.50	ug/L							
1,2-Dibromo-3-chloropropane	<1.0	1.0	ug/L							
Dibromochloromethane	<0.50	0.50	ug/L							
1,2-Dibromoethane (EDB)	<0.50	0.50	ug/L							
Dibromomethane	<0.50	0.50	ug/L							
1,3-Dichlorobenzene	<0.50	0.50	ug/L							
1,2-Dichlorobenzene	<0.50	0.50	ug/L							
1,4-Dichlorobenzene	<0.50	0.50	ug/L							
Dichlorodifluoromethane (R12)	<0.50	0.50	ug/L							
1,1-Dichloroethane	<0.50	0.50	ug/L							
1,2-Dichloroethane (EDC)	<0.50	0.50	ug/L							
1,1-Dichloroethylene	<0.50	0.50	ug/L							

Viorel Vasile
Operations Manager

LABORATORY ANALYSIS RESULTS

Client: The Source Group, Inc. (SH)
Project No: 04-NDLA-013
Project Name: DFSP Norwalk GW Sampling

AA Project No: A5334718
Date Received: 11/01/22
Date Reported: 11/18/22

Analyte	Result	Reporting Limit	Units	Spike Level	Source Result	%REC	%REC Limits	RPD	RPD Limit	Notes
VOCs, OXY & TPH Gasoline by GC/MS - Quality Control										
Batch B2K0402 - EPA 5030B										
Blank (B2K0402-BLK1) Continued				Prepared & Analyzed: 11/04/22						
trans-1,2-Dichloroethylene	<0.50	0.50	ug/L							
cis-1,2-Dichloroethylene	<0.50	0.50	ug/L							
1,2-Dichloropropane	<0.50	0.50	ug/L							
2,2-Dichloropropane	<0.50	0.50	ug/L							
1,3-Dichloropropane	<0.50	0.50	ug/L							
cis-1,3-Dichloropropylene	<0.50	0.50	ug/L							
trans-1,3-Dichloropropylene	<0.50	0.50	ug/L							
1,1-Dichloropropylene	<0.50	0.50	ug/L							
Diisopropyl ether (DIPE)	<2.0	2.0	ug/L							
Ethylbenzene	<0.50	0.50	ug/L							
Ethyl-tert-Butyl Ether (ETBE)	<2.0	2.0	ug/L							
Gasoline Range Organics (GRO)	<100	100	ug/L							
Hexachlorobutadiene	<1.0	1.0	ug/L							
2-Hexanone (MBK)	<10	10	ug/L							
Isopropylbenzene	<0.50	0.50	ug/L							
4-Isopropyltoluene	<1.0	1.0	ug/L							
Methyl-tert-Butyl Ether (MTBE)	<1.2	1.2	ug/L							
Methylene Chloride	<5.0	5.0	ug/L							
4-Methyl-2-pentanone (MIBK)	<10	10	ug/L							
Naphthalene	<2.0	2.0	ug/L							
n-Propylbenzene	<0.50	0.50	ug/L							
Styrene	<0.50	0.50	ug/L							
1,1,1,2-Tetrachloroethane	<0.50	0.50	ug/L							
1,1,2,2-Tetrachloroethane	<0.50	0.50	ug/L							
Tetrachloroethylene (PCE)	<0.50	0.50	ug/L							
Toluene	<0.50	0.50	ug/L							
1,2,3-Trichlorobenzene	<0.50	0.50	ug/L							
1,2,4-Trichlorobenzene	<0.50	0.50	ug/L							
1,1,1-Trichloroethane	<0.50	0.50	ug/L							
1,1,2-Trichloroethane	<0.50	0.50	ug/L							
Trichloroethylene (TCE)	<0.50	0.50	ug/L							
Trichlorofluoromethane (R11)	<0.50	0.50	ug/L							

Viorel Vasile
Operations Manager

LABORATORY ANALYSIS RESULTS

Client: The Source Group, Inc. (SH)
Project No: 04-NDLA-013
Project Name: DFSP Norwalk GW Sampling

AA Project No: A5334718
Date Received: 11/01/22
Date Reported: 11/18/22

Analyte	Result	Reporting Limit	Units	Spike Level	Source Result	%REC	%REC Limits	RPD	RPD Limit	Notes
VOCs, OXY & TPH Gasoline by GC/MS - Quality Control										
Batch B2K0402 - EPA 5030B										
Blank (B2K0402-BLK1) Continued				Prepared & Analyzed: 11/04/22						
1,2,3-Trichloropropane	<0.50	0.50	ug/L							
1,1,2-Trichloro-1,2,2-trifluoroethane (R113)	<0.50	0.50	ug/L							
1,3,5-Trimethylbenzene	<0.50	0.50	ug/L							
1,2,4-Trimethylbenzene	<0.50	0.50	ug/L							
Vinyl chloride	<0.50	0.50	ug/L							
o-Xylene	<0.50	0.50	ug/L							
m,p-Xylenes	<1.0	1.0	ug/L							
Surrogate: 4-Bromofluorobenzene	*49.3*		*ug/L*	*50.0*		*98.6*	*80-129*			
Surrogate: Dibromofluoromethane	*64.4*		*ug/L*	*50.0*		*129*	*68-137*			
Surrogate: Toluene-d8	*49.6*		*ug/L*	*50.0*		*99.2*	*83-134*			
LCS (B2K0402-BS1)				Prepared & Analyzed: 11/04/22						
Acetone	**19.6**	10	ug/L	20.0		97.8	27-123			
tert-Amyl-Methyl Ether (TAME)	**23.1**	2.0	ug/L	20.0		115	58-133			
Benzene	**21.7**	0.50	ug/L	20.0		108	60-134			
Bromobenzene	**23.0**	0.50	ug/L	20.0		115	70-130			
Bromochloromethane	**22.2**	0.50	ug/L	20.0		111	78-121			
Bromodichloromethane	**22.9**	0.50	ug/L	20.0		115	74-135			
Bromoform	**23.0**	0.50	ug/L	20.0		115	68-132			
Bromomethane	**16.7**	0.50	ug/L	20.0		83.6	58-142			
2-Butanone (MEK)	**19.9**	10	ug/L	20.0		99.7	62-138			
tert-Butyl Alcohol (TBA)	**118**	10	ug/L	100		118	65-148			
sec-Butylbenzene	**23.2**	0.50	ug/L	20.0		116	84-142			
tert-Butylbenzene	**24.1**	0.50	ug/L	20.0		121	70-130			
n-Butylbenzene	**24.9**	0.50	ug/L	20.0		124	70-130			
Carbon Disulfide	**22.0**	0.50	ug/L	20.0		110	17-177			
Carbon Tetrachloride	**23.0**	0.50	ug/L	20.0		115	66-155			
Chlorobenzene	**22.2**	0.50	ug/L	20.0		111	70-130			
Chloroethane	**20.1**	0.50	ug/L	20.0		100	45-166			
Chloroform	**22.5**	0.50	ug/L	20.0		112	71-131			
Chloromethane	**19.9**	0.50	ug/L	20.0		99.4	48-152			

Viorel Vasile
Operations Manager

LABORATORY ANALYSIS RESULTS

Client: The Source Group, Inc. (SH)
Project No: 04-NDLA-013
Project Name: DFSP Norwalk GW Sampling

AA Project No: A5334718
Date Received: 11/01/22
Date Reported: 11/18/22

Analyte	Result	Reporting Limit	Units	Spike Level	Source Result	%REC	%REC Limits	RPD	RPD Limit	Notes
VOCs, OXY & TPH Gasoline by GC/MS - Quality Control										
Batch B2K0402 - EPA 5030B										
LCS (B2K0402-BS1) Continued				Prepared & Analyzed: 11/04/22						
2-Chlorotoluene	**23.6**	0.50	ug/L	20.0		118	70-130			
4-Chlorotoluene	**23.1**	0.50	ug/L	20.0		115	70-130			
1,2-Dibromo-3-chloropropane	**22.6**	1.0	ug/L	20.0		113	53-145			
Dibromochloromethane	**23.2**	0.50	ug/L	20.0		116	72-133			
1,2-Dibromoethane (EDB)	**23.6**	0.50	ug/L	20.0		118	79-120			
Dibromomethane	**21.8**	0.50	ug/L	20.0		109	68-124			
1,3-Dichlorobenzene	**21.9**	0.50	ug/L	20.0		110	70-130			
1,2-Dichlorobenzene	**23.1**	0.50	ug/L	20.0		116	70-130			
1,4-Dichlorobenzene	**21.8**	0.50	ug/L	20.0		109	70-130			
Dichlorodifluoromethane (R12)	**18.6**	0.50	ug/L	20.0		93.2	16-148			
1,1-Dichloroethane	**24.3**	0.50	ug/L	20.0		121	67-120			QL-02
1,2-Dichloroethane (EDC)	**25.9**	0.50	ug/L	20.0		130	57-156			
1,1-Dichloroethylene	**24.3**	0.50	ug/L	20.0		121	50-149			
trans-1,2-Dichloroethylene	**22.8**	0.50	ug/L	20.0		114	66-126			
cis-1,2-Dichloroethylene	**22.6**	0.50	ug/L	20.0		113	70-124			
1,2-Dichloropropane	**21.4**	0.50	ug/L	20.0		107	53-139			
2,2-Dichloropropane	**22.4**	0.50	ug/L	20.0		112	44-162			
1,3-Dichloropropane	**22.1**	0.50	ug/L	20.0		110	79-113			
cis-1,3-Dichloropropylene	**24.1**	0.50	ug/L	20.0		121	67-127			
trans-1,3-Dichloropropylene	**24.5**	0.50	ug/L	20.0		122	76-121			QL-02
1,1-Dichloropropylene	**23.5**	0.50	ug/L	20.0		118	84-124			
Diisopropyl ether (DIPE)	**22.6**	2.0	ug/L	20.0		113	51-136			
Ethylbenzene	**24.0**	0.50	ug/L	20.0		120	86-124			
Ethyl-tert-Butyl Ether (ETBE)	**23.3**	2.0	ug/L	20.0		117	62-136			
Gasoline Range Organics (GRO)	**434**	100	ug/L	500		86.8	60-123			
Hexachlorobutadiene	**23.2**	1.0	ug/L	20.0		116	76-140			
2-Hexanone (MBK)	**19.0**	10	ug/L	20.0		94.8	52-123			
Isopropylbenzene	**24.0**	0.50	ug/L	20.0		120	70-130			
4-Isopropyltoluene	**23.6**	1.0	ug/L	20.0		118	70-130			
Methyl-tert-Butyl Ether (MTBE)	**47.2**	1.2	ug/L	40.0		118	58-144			
Methylene Chloride	**22.2**	5.0	ug/L	20.0		111	50-135			
4-Methyl-2-pentanone (MIBK)	**19.9**	10	ug/L	20.0		99.6	49-139			

Viorel Vasile
Operations Manager

LABORATORY ANALYSIS RESULTS

Client: The Source Group, Inc. (SH)
Project No: 04-NDLA-013
Project Name: DFSP Norwalk GW Sampling

AA Project No: A5334718
Date Received: 11/01/22
Date Reported: 11/18/22

Analyte	Result	Reporting Limit	Units	Spike Level	Source Result	%REC	%REC Limits	RPD	RPD Limit	Notes
VOCs, OXY & TPH Gasoline by GC/MS - Quality Control										
Batch B2K0402 - EPA 5030B										
LCS (B2K0402-BS1) Continued				Prepared & Analyzed: 11/04/22						
Naphthalene	**23.8**	2.0	ug/L	20.0		119	74-128			
n-Propylbenzene	**23.8**	0.50	ug/L	20.0		119	70-130			
Styrene	**23.2**	0.50	ug/L	20.0		116	84-123			
1,1,1,2-Tetrachloroethane	**23.0**	0.50	ug/L	20.0		115	70-130			
1,1,2,2-Tetrachloroethane	**22.4**	0.50	ug/L	20.0		112	58-126			
Tetrachloroethylene (PCE)	**22.8**	0.50	ug/L	20.0		114	70-130			
Toluene	**22.4**	0.50	ug/L	20.0		112	83-118			
1,2,3-Trichlorobenzene	**23.5**	0.50	ug/L	20.0		117	77-134			
1,2,4-Trichlorobenzene	**24.0**	0.50	ug/L	20.0		120	84-128			
1,1,1-Trichloroethane	**23.7**	0.50	ug/L	20.0		119	66-158			
1,1,2-Trichloroethane	**22.8**	0.50	ug/L	20.0		114	75-115			
Trichloroethylene (TCE)	**22.2**	0.50	ug/L	20.0		111	82-128			
Trichlorofluoromethane (R11)	**19.9**	0.50	ug/L	20.0		99.6	65-137			
1,2,3-Trichloropropane	**21.2**	0.50	ug/L	20.0		106	68-123			
1,1,2-Trichloro-1,2,2-trifluoroethane (R113)	**20.9**	0.50	ug/L	20.0		104	62-130			
1,3,5-Trimethylbenzene	**23.8**	0.50	ug/L	20.0		119	70-130			
1,2,4-Trimethylbenzene	**23.5**	0.50	ug/L	20.0		118	70-130			
Vinyl chloride	**22.6**	0.50	ug/L	20.0		113	51-151			
o-Xylene	**23.4**	0.50	ug/L	20.0		117	70-130			
m,p-Xylenes	**46.3**	1.0	ug/L	40.0		116	70-130			
Surrogate: 4-Bromofluorobenzene	*49.9*		*ug/L*	*50.0*		*99.9*	*80-129*			
Surrogate: Dibromofluoromethane	*56.7*		*ug/L*	*50.0*		*113*	*68-137*			
Surrogate: Toluene-d8	*50.1*		*ug/L*	*50.0*		*100*	*83-134*			
LCS Dup (B2K0402-BSD1)				Prepared & Analyzed: 11/04/22						
Acetone	**21.7**	10	ug/L	20.0		109	27-123	10.4	30	
tert-Amyl-Methyl Ether (TAME)	**23.4**	2.0	ug/L	20.0		117	58-133	1.38	30	
Benzene	**23.1**	0.50	ug/L	20.0		115	60-134	6.12	30	
Bromobenzene	**22.1**	0.50	ug/L	20.0		111	70-130	3.77	30	
Bromochloromethane	**23.5**	0.50	ug/L	20.0		117	78-121	5.83	30	
Bromodichloromethane	**24.2**	0.50	ug/L	20.0		121	74-135	5.52	30	

Viorel Vasile
Operations Manager

LABORATORY ANALYSIS RESULTS

Client: The Source Group, Inc. (SH)
Project No: 04-NDLA-013
Project Name: DFSP Norwalk GW Sampling

AA Project No: A5334718
Date Received: 11/01/22
Date Reported: 11/18/22

Analyte	Result	Reporting Limit	Units	Spike Level	Source Result	%REC	%REC Limits	RPD	RPD Limit	Notes
VOCs, OXY & TPH Gasoline by GC/MS - Quality Control										
Batch B2K0402 - EPA 5030B										
LCS Dup (B2K0402-BSD1) Continued				Prepared & Analyzed: 11/04/22						
Bromoform	**23.0**	0.50	ug/L	20.0		115	68-132	0.348	30	
Bromomethane	**21.0**	0.50	ug/L	20.0		105	58-142	22.8	30	
2-Butanone (MEK)	**24.8**	10	ug/L	20.0		124	62-138	21.8	30	
tert-Butyl Alcohol (TBA)	**117**	10	ug/L	100		117	65-148	0.657	30	
sec-Butylbenzene	**22.8**	0.50	ug/L	20.0		114	84-142	1.74	30	
tert-Butylbenzene	**23.1**	0.50	ug/L	20.0		116	70-130	4.40	30	
n-Butylbenzene	**23.6**	0.50	ug/L	20.0		118	70-130	5.23	30	
Carbon Disulfide	**22.6**	0.50	ug/L	20.0		113	17-177	2.65	30	
Carbon Tetrachloride	**21.5**	0.50	ug/L	20.0		107	66-155	6.75	30	
Chlorobenzene	**22.4**	0.50	ug/L	20.0		112	70-130	0.628	30	
Chloroethane	**22.2**	0.50	ug/L	20.0		111	45-166	10.2	30	
Chloroform	**22.5**	0.50	ug/L	20.0		113	71-131	0.222	30	
Chloromethane	**23.0**	0.50	ug/L	20.0		115	48-152	14.7	30	
2-Chlorotoluene	**22.1**	0.50	ug/L	20.0		111	70-130	6.38	30	
4-Chlorotoluene	**22.2**	0.50	ug/L	20.0		111	70-130	3.66	30	
1,2-Dibromo-3-chloropropane	**21.9**	1.0	ug/L	20.0		110	53-145	2.92	30	
Dibromochloromethane	**23.4**	0.50	ug/L	20.0		117	72-133	0.729	30	
1,2-Dibromoethane (EDB)	**23.2**	0.50	ug/L	20.0		116	79-120	1.58	30	
Dibromomethane	**23.0**	0.50	ug/L	20.0		115	68-124	5.58	30	
1,3-Dichlorobenzene	**21.4**	0.50	ug/L	20.0		107	70-130	2.17	30	
1,2-Dichlorobenzene	**22.7**	0.50	ug/L	20.0		113	70-130	1.92	30	
1,4-Dichlorobenzene	**21.1**	0.50	ug/L	20.0		105	70-130	3.13	30	
Dichlorodifluoromethane (R12)	**21.3**	0.50	ug/L	20.0		107	16-148	13.4	30	
1,1-Dichloroethane	**22.9**	0.50	ug/L	20.0		114	67-120	5.77	30	
1,2-Dichloroethane (EDC)	**25.0**	0.50	ug/L	20.0		125	57-156	3.81	30	
1,1-Dichloroethylene	**21.8**	0.50	ug/L	20.0		109	50-149	10.6	30	
trans-1,2-Dichloroethylene	**22.4**	0.50	ug/L	20.0		112	66-126	1.64	30	
cis-1,2-Dichloroethylene	**23.8**	0.50	ug/L	20.0		119	70-124	5.38	30	
1,2-Dichloropropane	**23.3**	0.50	ug/L	20.0		117	53-139	8.63	30	
2,2-Dichloropropane	**19.9**	0.50	ug/L	20.0		99.4	44-162	12.1	30	
1,3-Dichloropropane	**23.4**	0.50	ug/L	20.0		117	79-113	5.93	30	QL-03
cis-1,3-Dichloropropylene	**25.7**	0.50	ug/L	20.0		129	67-127	6.38	30	QL-03

Viorel Vasile
Operations Manager

LABORATORY ANALYSIS RESULTS

Client: The Source Group, Inc. (SH)
Project No: 04-NDLA-013
Project Name: DFSP Norwalk GW Sampling

AA Project No: A5334718
Date Received: 11/01/22
Date Reported: 11/18/22

Analyte	Result	Reporting Limit	Units	Spike Level	Source Result	%REC	%REC Limits	RPD	RPD Limit	Notes
VOCs, OXY & TPH Gasoline by GC/MS - Quality Control										
Batch B2K0402 - EPA 5030B										
LCS Dup (B2K0402-BSD1) Continued				Prepared & Analyzed: 11/04/22						
trans-1,3-Dichloropropylene	**22.6**	0.50	ug/L	20.0		113	76-121	7.94	30	
1,1-Dichloropropylene	**22.7**	0.50	ug/L	20.0		114	84-124	3.37	30	
Diisopropyl ether (DIPE)	**25.5**	2.0	ug/L	20.0		128	51-136	12.3	30	
Ethylbenzene	**23.3**	0.50	ug/L	20.0		117	86-124	2.96	30	
Ethyl-tert-Butyl Ether (ETBE)	**24.0**	2.0	ug/L	20.0		120	62-136	2.66	30	
Gasoline Range Organics (GRO)	**427**	100	ug/L	500		85.5	60-123	1.59	30	
Hexachlorobutadiene	**20.3**	1.0	ug/L	20.0		102	76-140	13.2	30	
2-Hexanone (MBK)	**19.6**	10	ug/L	20.0		98.1	52-123	3.47	30	
Isopropylbenzene	**23.0**	0.50	ug/L	20.0		115	70-130	4.26	30	
4-Isopropyltoluene	**22.3**	1.0	ug/L	20.0		112	70-130	5.27	30	
Methyl-tert-Butyl Ether (MTBE)	**47.0**	1.2	ug/L	40.0		118	58-144	0.361	30	
Methylene Chloride	**24.6**	5.0	ug/L	20.0		123	50-135	10.0	30	
4-Methyl-2-pentanone (MIBK)	**24.0**	10	ug/L	20.0		120	49-139	18.8	30	
Naphthalene	**23.5**	2.0	ug/L	20.0		117	74-128	1.56	30	
n-Propylbenzene	**23.1**	0.50	ug/L	20.0		115	70-130	3.37	30	
Styrene	**23.2**	0.50	ug/L	20.0		116	84-123	0.129	30	
1,1,1,2-Tetrachloroethane	**22.5**	0.50	ug/L	20.0		113	70-130	2.07	30	
1,1,2,2-Tetrachloroethane	**24.0**	0.50	ug/L	20.0		120	58-126	7.03	30	
Tetrachloroethylene (PCE)	**21.4**	0.50	ug/L	20.0		107	70-130	6.56	30	
Toluene	**22.1**	0.50	ug/L	20.0		110	83-118	1.66	30	
1,2,3-Trichlorobenzene	**21.4**	0.50	ug/L	20.0		107	77-134	9.55	30	
1,2,4-Trichlorobenzene	**21.7**	0.50	ug/L	20.0		108	84-128	10.3	30	
1,1,1-Trichloroethane	**22.2**	0.50	ug/L	20.0		111	66-158	6.40	30	
1,1,2-Trichloroethane	**23.6**	0.50	ug/L	20.0		118	75-115	3.50	30	QL-03
Trichloroethylene (TCE)	**22.1**	0.50	ug/L	20.0		111	82-128	0.361	30	
Trichlorofluoromethane (R11)	**19.6**	0.50	ug/L	20.0		97.8	65-137	1.82	30	
1,2,3-Trichloropropane	**21.5**	0.50	ug/L	20.0		108	68-123	1.31	30	
1,1,2-Trichloro-1,2,2-trifluoroethane (R113)	**22.0**	0.50	ug/L	20.0		110	62-130	5.45	30	
1,3,5-Trimethylbenzene	**22.5**	0.50	ug/L	20.0		113	70-130	5.65	30	
1,2,4-Trimethylbenzene	**22.2**	0.50	ug/L	20.0		111	70-130	5.99	30	
Vinyl chloride	**26.0**	0.50	ug/L	20.0		130	51-151	13.9	30	

Viorel Vasile
Operations Manager

LABORATORY ANALYSIS RESULTS

Client: The Source Group, Inc. (SH)
Project No: 04-NDLA-013
Project Name: DFSP Norwalk GW Sampling

AA Project No: A5334718
Date Received: 11/01/22
Date Reported: 11/18/22

Analyte	Result	Reporting Limit	Units	Spike Level	Source Result	%REC	%REC Limits	RPD	RPD Limit	Notes
VOCs, OXY & TPH Gasoline by GC/MS - Quality Control										
Batch B2K0402 - EPA 5030B										
LCS Dup (B2K0402-BSD1) Continued				Prepared & Analyzed: 11/04/22						
o-Xylene	**23.4**	0.50	ug/L	20.0		117	70-130	0.00	30	
m,p-Xylenes	**46.5**	1.0	ug/L	40.0		116	70-130	0.517	30	
Surrogate: 4-Bromofluorobenzene	*49.4*		*ug/L*	*50.0*		*98.7*	*80-129*			
Surrogate: Dibromofluoromethane	*56.2*		*ug/L*	*50.0*		*112*	*68-137*			
Surrogate: Toluene-d8	*49.3*		*ug/L*	*50.0*		*98.6*	*83-134*			
Matrix Spike (B2K0402-MS1)		**Source: 2K02014-02**		Prepared & Analyzed: 11/04/22						
Acetone	**37.7**	10	ug/L	20.0	13.7	120	11-169			
tert-Amyl-Methyl Ether (TAME)	**23.4**	2.0	ug/L	20.0		117	66-133			
Benzene	**22.6**	0.50	ug/L	20.0		113	56-135			
Bromobenzene	**22.4**	0.50	ug/L	20.0		112	70-130			
Bromochloromethane	**23.0**	0.50	ug/L	20.0		115	74-125			
Bromodichloromethane	**24.1**	0.50	ug/L	20.0		120	68-144			
Bromoform	**23.5**	0.50	ug/L	20.0		117	68-151			
Bromomethane	**17.8**	0.50	ug/L	20.0		89.2	54-142			
2-Butanone (MEK)	**25.3**	10	ug/L	20.0		126	62-145			
tert-Butyl Alcohol (TBA)	**119**	10	ug/L	100		119	73-162			
sec-Butylbenzene	**22.7**	0.50	ug/L	20.0		114	84-145			
tert-Butylbenzene	**23.4**	0.50	ug/L	20.0		117	70-130			
n-Butylbenzene	**23.7**	0.50	ug/L	20.0		118	70-130			
Carbon Disulfide	**22.4**	0.50	ug/L	20.0		112	28-151			
Carbon Tetrachloride	**22.2**	0.50	ug/L	20.0		111	58-164			
Chlorobenzene	**22.3**	0.50	ug/L	20.0		112	70-130			
Chloroethane	**21.3**	0.50	ug/L	20.0		107	42-164			
Chloroform	**22.5**	0.50	ug/L	20.0		112	65-138			
Chloromethane	**22.5**	0.50	ug/L	20.0		113	50-152			
2-Chlorotoluene	**22.0**	0.50	ug/L	20.0		110	70-130			
4-Chlorotoluene	**22.3**	0.50	ug/L	20.0		111	70-130			
1,2-Dibromo-3-chloropropane	**22.5**	1.0	ug/L	20.0		113	53-161			
Dibromochloromethane	**23.6**	0.50	ug/L	20.0		118	70-130			
1,2-Dibromoethane (EDB)	**23.6**	0.50	ug/L	20.0		118	76-130			
Dibromomethane	**22.1**	0.50	ug/L	20.0		111	62-135			

Viorel Vasile
Operations Manager

LABORATORY ANALYSIS RESULTS

Client: The Source Group, Inc. (SH)
Project No: 04-NDLA-013
Project Name: DFSP Norwalk GW Sampling

AA Project No: A5334718
Date Received: 11/01/22
Date Reported: 11/18/22

Analyte	Result	Reporting Limit	Units	Spike Level	Source Result	%REC	%REC Limits	RPD	RPD Limit	Notes
VOCs, OXY & TPH Gasoline by GC/MS - Quality Control										
Batch B2K0402 - EPA 5030B										
Matrix Spike (B2K0402-MS1) Continued Source: 2K02014-02 Prepared & Analyzed: 11/04/22										
1,3-Dichlorobenzene	**21.5**	0.50	ug/L	20.0		107	70-130			
1,2-Dichlorobenzene	**22.8**	0.50	ug/L	20.0		114	70-130			
1,4-Dichlorobenzene	**21.3**	0.50	ug/L	20.0		107	70-130			
Dichlorodifluoromethane (R12)	**19.9**	0.50	ug/L	20.0		99.6	17-153			
1,1-Dichloroethane	**22.2**	0.50	ug/L	20.0		111	55-131			
1,2-Dichloroethane (EDC)	**22.7**	0.50	ug/L	20.0		114	52-168			
1,1-Dichloroethylene	**22.2**	0.50	ug/L	20.0		111	51-140			
trans-1,2-Dichloroethylene	**22.8**	0.50	ug/L	20.0		114	59-127			
cis-1,2-Dichloroethylene	**23.0**	0.50	ug/L	20.0		115	70-130			
1,2-Dichloropropane	**22.4**	0.50	ug/L	20.0		112	52-142			
2,2-Dichloropropane	**20.0**	0.50	ug/L	20.0		100	36-168			
1,3-Dichloropropane	**22.7**	0.50	ug/L	20.0		114	80-121			
cis-1,3-Dichloropropylene	**24.0**	0.50	ug/L	20.0		120	66-130			
trans-1,3-Dichloropropylene	**22.5**	0.50	ug/L	20.0		112	78-130			
1,1-Dichloropropylene	**22.8**	0.50	ug/L	20.0		114	76-132			
Diisopropyl ether (DIPE)	**24.0**	2.0	ug/L	20.0		120	52-138			
Ethylbenzene	**23.3**	0.50	ug/L	20.0		116	86-128			
Ethyl-tert-Butyl Ether (ETBE)	**23.6**	2.0	ug/L	20.0		118	64-137			
Hexachlorobutadiene	**20.1**	1.0	ug/L	20.0		101	70-130			
2-Hexanone (MBK)	**20.0**	10	ug/L	20.0		100	52-141			
Isopropylbenzene	**22.7**	0.50	ug/L	20.0		113	70-130			
4-Isopropyltoluene	**22.7**	1.0	ug/L	20.0		113	83-149			
Methyl-tert-Butyl Ether (MTBE)	**47.9**	1.2	ug/L	40.0		120	56-150			
Methylene Chloride	**23.4**	5.0	ug/L	20.0		117	70-130			
4-Methyl-2-pentanone (MIBK)	**20.6**	10	ug/L	20.0		103	60-148			
Naphthalene	**23.9**	2.0	ug/L	20.0		119	70-130			
n-Propylbenzene	**22.9**	0.50	ug/L	20.0		114	70-130			
Styrene	**23.2**	0.50	ug/L	20.0		116	65-141			
1,1,1,2-Tetrachloroethane	**22.8**	0.50	ug/L	20.0		114	70-130			
1,1,2,2-Tetrachloroethane	**23.3**	0.50	ug/L	20.0		117	62-134			
Tetrachloroethylene (PCE)	**21.6**	0.50	ug/L	20.0		108	70-130			
Toluene	**21.8**	0.50	ug/L	20.0		109	81-123			

Viorel Vasile
Operations Manager

LABORATORY ANALYSIS RESULTS

Client: The Source Group, Inc. (SH)
Project No: 04-NDLA-013
Project Name: DFSP Norwalk GW Sampling

AA Project No: A5334718
Date Received: 11/01/22
Date Reported: 11/18/22

Analyte	Result	Reporting Limit	Units	Spike Level	Source Result	%REC	%REC Limits	RPD	RPD Limit	Notes
VOCs, OXY & TPH Gasoline by GC/MS - Quality Control										
Batch B2K0402 - EPA 5030B										
Matrix Spike (B2K0402-MS1) Continued Source: 2K02014-02 Prepared & Analyzed: 11/04/22										
1,2,3-Trichlorobenzene	**20.7**	0.50	ug/L	20.0		103	73-144			
1,2,4-Trichlorobenzene	**21.8**	0.50	ug/L	20.0		109	80-137			
1,1,1-Trichloroethane	**22.7**	0.50	ug/L	20.0		113	62-164			
1,1,2-Trichloroethane	**23.3**	0.50	ug/L	20.0		117	76-122			
Trichloroethylene (TCE)	**22.5**	0.50	ug/L	20.0		112	72-136			
Trichlorofluoromethane (R11)	**19.4**	0.50	ug/L	20.0		96.9	59-144			
1,2,3-Trichloropropane	**22.6**	0.50	ug/L	20.0		113	69-135			
1,1,2-Trichloro-1,2,2-trifluoroethane (R113)	**21.9**	0.50	ug/L	20.0		110	62-126			
1,3,5-Trimethylbenzene	**22.7**	0.50	ug/L	20.0		114	70-130			
1,2,4-Trimethylbenzene	**22.6**	0.50	ug/L	20.0		113	89-134			
Vinyl chloride	**25.2**	0.50	ug/L	20.0		126	54-150			
o-Xylene	**23.7**	0.50	ug/L	20.0		119	70-130			
m,p-Xylenes	**46.7**	1.0	ug/L	40.0		117	70-130			
Surrogate: 4-Bromofluorobenzene	*49.6*		*ug/L*	*50.0*		*99.2*	*80-129*			
Surrogate: Dibromofluoromethane	*54.8*		*ug/L*	*50.0*		*110*	*68-137*			
Surrogate: Toluene-d8	*49.0*		*ug/L*	*50.0*		*98.1*	*83-134*			
Matrix Spike Dup (B2K0402-MSD1) **Source: 2K02014-02** Prepared & Analyzed: 11/04/22										
Acetone	**34.1**	10	ug/L	20.0	13.7	102	11-169	10.0	30	
tert-Amyl-Methyl Ether (TAME)	**25.0**	2.0	ug/L	20.0		125	66-133	6.52	30	
Benzene	**23.6**	0.50	ug/L	20.0		118	56-135	4.42	30	
Bromobenzene	**24.4**	0.50	ug/L	20.0		122	70-130	8.48	30	
Bromochloromethane	**24.0**	0.50	ug/L	20.0		120	74-125	4.47	30	
Bromodichloromethane	**25.1**	0.50	ug/L	20.0		126	68-144	4.35	30	
Bromoform	**24.5**	0.50	ug/L	20.0		122	68-151	4.13	30	
Bromomethane	**19.0**	0.50	ug/L	20.0		94.8	54-142	5.98	30	
2-Butanone (MEK)	**27.5**	10	ug/L	20.0		137	62-145	8.22	30	
tert-Butyl Alcohol (TBA)	**127**	10	ug/L	100		127	73-162	6.02	30	
sec-Butylbenzene	**24.6**	0.50	ug/L	20.0		123	84-145	8.16	30	
tert-Butylbenzene	**25.3**	0.50	ug/L	20.0		127	70-130	8.10	30	
n-Butylbenzene	**25.7**	0.50	ug/L	20.0		128	70-130	8.15	30	

Viorel Vasile
Operations Manager

LABORATORY ANALYSIS RESULTS

Client: The Source Group, Inc. (SH)
Project No: 04-NDLA-013
Project Name: DFSP Norwalk GW Sampling

AA Project No: A5334718
Date Received: 11/01/22
Date Reported: 11/18/22

Analyte	Result	Reporting Limit	Units	Spike Level	Source Result	%REC	%REC Limits	RPD	RPD Limit	Notes
VOCs, OXY & TPH Gasoline by GC/MS - Quality Control										
Batch B2K0402 - EPA 5030B										
Matrix Spike Dup (B2K0402-MSD1) Continued	**Source: 2K02014-02** Prepared & Analyzed: 11/04/22									
Carbon Disulfide	**23.9**	0.50	ug/L	20.0		119	28-151	6.40	30	
Carbon Tetrachloride	**23.0**	0.50	ug/L	20.0		115	58-164	3.68	30	
Chlorobenzene	**24.3**	0.50	ug/L	20.0		122	70-130	8.62	30	
Chloroethane	**22.2**	0.50	ug/L	20.0		111	42-164	3.96	30	
Chloroform	**23.4**	0.50	ug/L	20.0		117	65-138	3.88	30	
Chloromethane	**21.4**	0.50	ug/L	20.0		107	50-152	4.87	30	
2-Chlorotoluene	**23.9**	0.50	ug/L	20.0		120	70-130	8.05	30	
4-Chlorotoluene	**23.7**	0.50	ug/L	20.0		119	70-130	6.35	30	
1,2-Dibromo-3-chloropropane	**23.6**	1.0	ug/L	20.0		118	53-161	4.69	30	
Dibromochloromethane	**24.9**	0.50	ug/L	20.0		124	70-130	5.24	30	
1,2-Dibromoethane (EDB)	**25.8**	0.50	ug/L	20.0		129	76-130	8.91	30	
Dibromomethane	**24.6**	0.50	ug/L	20.0		123	62-135	10.4	30	
1,3-Dichlorobenzene	**23.1**	0.50	ug/L	20.0		116	70-130	7.22	30	
1,2-Dichlorobenzene	**24.3**	0.50	ug/L	20.0		121	70-130	6.50	30	
1,4-Dichlorobenzene	**23.0**	0.50	ug/L	20.0		115	70-130	7.58	30	
Dichlorodifluoromethane (R12)	**20.3**	0.50	ug/L	20.0		102	17-153	1.84	30	
1,1-Dichloroethane	**24.0**	0.50	ug/L	20.0		120	55-131	8.18	30	
1,2-Dichloroethane (EDC)	**23.3**	0.50	ug/L	20.0		117	52-168	2.74	30	
1,1-Dichloroethylene	**23.2**	0.50	ug/L	20.0		116	51-140	4.41	30	
trans-1,2-Dichloroethylene	**23.5**	0.50	ug/L	20.0		117	59-127	3.16	30	
cis-1,2-Dichloroethylene	**24.6**	0.50	ug/L	20.0		123	70-130	6.82	30	
1,2-Dichloropropane	**23.6**	0.50	ug/L	20.0		118	52-142	5.34	30	
2,2-Dichloropropane	**20.7**	0.50	ug/L	20.0		103	36-168	3.34	30	
1,3-Dichloropropane	**24.2**	0.50	ug/L	20.0		121	80-121	6.18	30	
cis-1,3-Dichloropropylene	**25.6**	0.50	ug/L	20.0		128	66-130	6.13	30	
trans-1,3-Dichloropropylene	**25.2**	0.50	ug/L	20.0		126	78-130	11.4	30	
1,1-Dichloropropylene	**24.7**	0.50	ug/L	20.0		124	76-132	8.08	30	
Diisopropyl ether (DIPE)	**25.7**	2.0	ug/L	20.0		129	52-138	6.87	30	
Ethylbenzene	**25.7**	0.50	ug/L	20.0		129	86-128	9.95	30	QM-07
Ethyl-tert-Butyl Ether (ETBE)	**24.8**	2.0	ug/L	20.0		124	64-137	4.71	30	
Hexachlorobutadiene	**22.5**	1.0	ug/L	20.0		112	70-130	11.0	30	

Viorel Vasile
Operations Manager

LABORATORY ANALYSIS RESULTS

Client: The Source Group, Inc. (SH)
Project No: 04-NDLA-013
Project Name: DFSP Norwalk GW Sampling

AA Project No: A5334718
Date Received: 11/01/22
Date Reported: 11/18/22

Analyte	Result	Reporting Limit	Units	Spike Level	Source Result	%REC	%REC Limits	RPD	RPD Limit	Notes
VOCs, OXY & TPH Gasoline by GC/MS - Quality Control										
Batch B2K0402 - EPA 5030B										
Matrix Spike Dup (B2K0402-MSD1) Continued				**Source: 2K02014-02**			Prepared & Analyzed: 11/04/22			
2-Hexanone (MBK)	**21.9**	10	ug/L	20.0		109	52-141	8.97	30	
Isopropylbenzene	**25.1**	0.50	ug/L	20.0		126	70-130	10.2	30	
4-Isopropyltoluene	**24.8**	1.0	ug/L	20.0		124	83-149	8.97	30	
Methyl-tert-Butyl Ether (MTBE)	**49.9**	1.2	ug/L	40.0		125	56-150	4.15	30	
Methylene Chloride	**24.3**	5.0	ug/L	20.0		122	70-130	3.99	30	
4-Methyl-2-pentanone (MIBK)	**23.3**	10	ug/L	20.0		117	60-148	12.7	30	
Naphthalene	**26.2**	2.0	ug/L	20.0		131	70-130	9.34	30	QM-07
n-Propylbenzene	**24.8**	0.50	ug/L	20.0		124	70-130	8.09	30	
Styrene	**24.8**	0.50	ug/L	20.0		124	65-141	6.51	30	
1,1,1,2-Tetrachloroethane	**24.5**	0.50	ug/L	20.0		123	70-130	7.23	30	
1,1,2,2-Tetrachloroethane	**24.9**	0.50	ug/L	20.0		125	62-134	6.68	30	
Tetrachloroethylene (PCE)	**23.6**	0.50	ug/L	20.0		118	70-130	8.95	30	
Toluene	**23.9**	0.50	ug/L	20.0		120	81-123	9.09	30	
1,2,3-Trichlorobenzene	**23.2**	0.50	ug/L	20.0		116	73-144	11.3	30	
1,2,4-Trichlorobenzene	**23.8**	0.50	ug/L	20.0		119	80-137	8.87	30	
1,1,1-Trichloroethane	**23.7**	0.50	ug/L	20.0		118	62-164	4.32	30	
1,1,2-Trichloroethane	**25.0**	0.50	ug/L	20.0		125	76-122	7.03	30	QM-07
Trichloroethylene (TCE)	**23.5**	0.50	ug/L	20.0		118	72-136	4.48	30	
Trichlorofluoromethane (R11)	**20.5**	0.50	ug/L	20.0		102	59-144	5.57	30	
1,2,3-Trichloropropane	**23.5**	0.50	ug/L	20.0		118	69-135	3.99	30	
1,1,2-Trichloro-1,2,2-trifluoroethane (R113)	**22.0**	0.50	ug/L	20.0		110	62-126	0.228	30	
1,3,5-Trimethylbenzene	**24.8**	0.50	ug/L	20.0		124	70-130	8.64	30	
1,2,4-Trimethylbenzene	**24.1**	0.50	ug/L	20.0		120	89-134	6.26	30	
Vinyl chloride	**26.4**	0.50	ug/L	20.0		132	54-150	4.38	30	
o-Xylene	**25.5**	0.50	ug/L	20.0		128	70-130	7.43	30	
m,p-Xylenes	**51.1**	1.0	ug/L	40.0		128	70-130	9.06	30	
Surrogate: 4-Bromofluorobenzene	*49.9*		*ug/L*	*50.0*		*99.8*	*80-129*			
Surrogate: Dibromofluoromethane	*52.5*		*ug/L*	*50.0*		*105*	*68-137*			
Surrogate: Toluene-d8	*49.2*		*ug/L*	*50.0*		*98.4*	*83-134*			

Viorel Vasile
Operations Manager

LABORATORY ANALYSIS RESULTS

Client: The Source Group, Inc. (SH)
Project No: 04-NDLA-013
Project Name: DFSP Norwalk GW Sampling

AA Project No: A5334718
Date Received: 11/01/22
Date Reported: 11/18/22

Analyte	Result	Reporting Limit	Units	Spike Level	Source Result	%REC	%REC Limits	RPD	RPD Limit	Notes
VOCs & OXYGENATES by GC/MS - Quality Control										
Batch B2K0302 - EPA 5030B										
Blank (B2K0302-BLK1)				Prepared & Analyzed: 11/03/22						
Acetone	<10	10	ug/L							
tert-Amyl-Methyl Ether (TAME)	<2.0	2.0	ug/L							
Benzene	<0.50	0.50	ug/L							
Bromobenzene	<0.50	0.50	ug/L							
Bromochloromethane	<0.50	0.50	ug/L							
Bromodichloromethane	<0.50	0.50	ug/L							
Bromoform	<0.50	0.50	ug/L							
Bromomethane	<0.50	0.50	ug/L							
2-Butanone (MEK)	<10	10	ug/L							
tert-Butyl Alcohol (TBA)	<10	10	ug/L							
sec-Butylbenzene	<0.50	0.50	ug/L							
tert-Butylbenzene	<0.50	0.50	ug/L							
n-Butylbenzene	<0.50	0.50	ug/L							
Carbon Disulfide	<0.50	0.50	ug/L							
Carbon Tetrachloride	<0.50	0.50	ug/L							
Chlorobenzene	<0.50	0.50	ug/L							
Chloroethane	<0.50	0.50	ug/L							
Chloroform	<0.50	0.50	ug/L							
Chloromethane	<0.50	0.50	ug/L							
2-Chlorotoluene	<0.50	0.50	ug/L							
4-Chlorotoluene	<0.50	0.50	ug/L							
1,2-Dibromo-3-chloropropane	<1.0	1.0	ug/L							
Dibromochloromethane	<0.50	0.50	ug/L							
1,2-Dibromoethane (EDB)	<0.50	0.50	ug/L							
Dibromomethane	<0.50	0.50	ug/L							
1,3-Dichlorobenzene	<0.50	0.50	ug/L							
1,2-Dichlorobenzene	<0.50	0.50	ug/L							
1,4-Dichlorobenzene	<0.50	0.50	ug/L							
Dichlorodifluoromethane (R12)	<0.50	0.50	ug/L							
1,1-Dichloroethane	<0.50	0.50	ug/L							
1,2-Dichloroethane (EDC)	<0.50	0.50	ug/L							
1,1-Dichloroethylene	<0.50	0.50	ug/L							

Viorel Vasile
Operations Manager

LABORATORY ANALYSIS RESULTS

Client: The Source Group, Inc. (SH)
Project No: 04-NDLA-013
Project Name: DFSP Norwalk GW Sampling

AA Project No: A5334718
Date Received: 11/01/22
Date Reported: 11/18/22

Analyte	Result	Reporting Limit	Units	Spike Level	Source Result	%REC	%REC Limits	RPD	RPD Limit	Notes
VOCs & OXYGENATES by GC/MS - Quality Control										
Batch B2K0302 - EPA 5030B										
Blank (B2K0302-BLK1) Continued				Prepared & Analyzed: 11/03/22						
trans-1,2-Dichloroethylene	<0.50	0.50	ug/L							
cis-1,2-Dichloroethylene	<0.50	0.50	ug/L							
1,2-Dichloropropane	<0.50	0.50	ug/L							
2,2-Dichloropropane	<0.50	0.50	ug/L							
1,3-Dichloropropane	<0.50	0.50	ug/L							
cis-1,3-Dichloropropylene	<0.50	0.50	ug/L							
trans-1,3-Dichloropropylene	<0.50	0.50	ug/L							
1,1-Dichloropropylene	<0.50	0.50	ug/L							
Diisopropyl ether (DIPE)	<2.0	2.0	ug/L							
Ethylbenzene	<0.50	0.50	ug/L							
Ethyl-tert-Butyl Ether (ETBE)	<2.0	2.0	ug/L							
Hexachlorobutadiene	<1.0	1.0	ug/L							
2-Hexanone (MBK)	<10	10	ug/L							
Isopropylbenzene	<0.50	0.50	ug/L							
4-Isopropyltoluene	<1.0	1.0	ug/L							
Methyl-tert-Butyl Ether (MTBE)	<1.2	1.2	ug/L							
Methylene Chloride	<5.0	5.0	ug/L							
4-Methyl-2-pentanone (MIBK)	<10	10	ug/L							
Naphthalene	<2.0	2.0	ug/L							
n-Propylbenzene	<0.50	0.50	ug/L							
Styrene	<0.50	0.50	ug/L							
1,1,1,2-Tetrachloroethane	<0.50	0.50	ug/L							
1,1,2,2-Tetrachloroethane	<0.50	0.50	ug/L							
Tetrachloroethylene (PCE)	<0.50	0.50	ug/L							
Toluene	<0.50	0.50	ug/L							
1,2,3-Trichlorobenzene	<0.50	0.50	ug/L							
1,2,4-Trichlorobenzene	<0.50	0.50	ug/L							
1,1,1-Trichloroethane	<0.50	0.50	ug/L							
1,1,2-Trichloroethane	<0.50	0.50	ug/L							
Trichloroethylene (TCE)	<0.50	0.50	ug/L							
Trichlorofluoromethane (R11)	<0.50	0.50	ug/L							
1,2,3-Trichloropropane	<0.50	0.50	ug/L							

Viorel Vasile
Operations Manager

LABORATORY ANALYSIS RESULTS

Client: The Source Group, Inc. (SH)
Project No: 04-NDLA-013
Project Name: DFSP Norwalk GW Sampling

AA Project No: A5334718
Date Received: 11/01/22
Date Reported: 11/18/22

Analyte	Result	Reporting Limit	Units	Spike Level	Source Result	%REC	%REC Limits	RPD	RPD Limit	Notes
VOCs & OXYGENATES by GC/MS - Quality Control										
Batch B2K0302 - EPA 5030B										
Blank (B2K0302-BLK1) Continued				Prepared & Analyzed: 11/03/22						
1,1,2-Trichloro-1,2,2-trifluoroethane (R113)	<0.50	0.50	ug/L							
1,3,5-Trimethylbenzene	<0.50	0.50	ug/L							
1,2,4-Trimethylbenzene	<0.50	0.50	ug/L							
Vinyl chloride	<0.50	0.50	ug/L							
o-Xylene	<0.50	0.50	ug/L							
m,p-Xylenes	<1.0	1.0	ug/L							
Surrogate: 4-Bromofluorobenzene	*52.1*		*ug/L*	*50.0*		*104*	*80-129*			
Surrogate: Dibromofluoromethane	*47.9*		*ug/L*	*50.0*		*95.9*	*68-137*			
Surrogate: Toluene-d8	*51.1*		*ug/L*	*50.0*		*102*	*83-134*			
LCS (B2K0302-BS1)				Prepared & Analyzed: 11/03/22						
Acetone	**16.0**	10	ug/L	20.0		79.9	27-123			
tert-Amyl-Methyl Ether (TAME)	**14.5**	2.0	ug/L	20.0		72.5	58-133			
Benzene	**18.2**	0.50	ug/L	20.0		91.2	60-134			
Bromobenzene	**19.5**	0.50	ug/L	20.0		97.3	70-130			
Bromochloromethane	**17.7**	0.50	ug/L	20.0		88.6	78-121			
Bromodichloromethane	**17.6**	0.50	ug/L	20.0		88.2	74-135			
Bromoform	**15.4**	0.50	ug/L	20.0		76.8	68-132			
Bromomethane	**26.2**	0.50	ug/L	20.0		131	58-142			
2-Butanone (MEK)	**15.8**	10	ug/L	20.0		78.9	62-138			
tert-Butyl Alcohol (TBA)	**61.9**	10	ug/L	100		61.9	65-148			QL-07
sec-Butylbenzene	**21.1**	0.50	ug/L	20.0		106	84-142			
tert-Butylbenzene	**21.6**	0.50	ug/L	20.0		108	70-130			
n-Butylbenzene	**21.6**	0.50	ug/L	20.0		108	70-130			
Carbon Disulfide	**22.1**	0.50	ug/L	20.0		110	17-177			
Carbon Tetrachloride	**17.6**	0.50	ug/L	20.0		87.8	66-155			
Chlorobenzene	**19.9**	0.50	ug/L	20.0		99.4	70-130			
Chloroethane	**20.1**	0.50	ug/L	20.0		101	45-166			
Chloroform	**20.0**	0.50	ug/L	20.0		100	71-131			
Chloromethane	**19.8**	0.50	ug/L	20.0		98.9	48-152			
2-Chlorotoluene	**22.5**	0.50	ug/L	20.0		112	70-130			

Viorel Vasile
Operations Manager

LABORATORY ANALYSIS RESULTS

Client: The Source Group, Inc. (SH)
Project No: 04-NDLA-013
Project Name: DFSP Norwalk GW Sampling

AA Project No: A5334718
Date Received: 11/01/22
Date Reported: 11/18/22

Analyte	Result	Reporting Limit	Units	Spike Level	Source Result	%REC	%REC Limits	RPD	RPD Limit	Notes
VOCs & OXYGENATES by GC/MS - Quality Control										
Batch B2K0302 - EPA 5030B										
LCS (B2K0302-BS1) Continued				Prepared & Analyzed: 11/03/22						
4-Chlorotoluene	**20.0**	0.50	ug/L	20.0		100	70-130			
1,2-Dibromo-3-chloropropane	**12.6**	1.0	ug/L	20.0		62.8	53-145			
Dibromochloromethane	**16.7**	0.50	ug/L	20.0		83.4	72-133			
1,2-Dibromoethane (EDB)	**16.0**	0.50	ug/L	20.0		79.8	79-120			
Dibromomethane	**17.5**	0.50	ug/L	20.0		87.4	68-124			
1,3-Dichlorobenzene	**20.0**	0.50	ug/L	20.0		100	70-130			
1,2-Dichlorobenzene	**21.2**	0.50	ug/L	20.0		106	70-130			
1,4-Dichlorobenzene	**20.0**	0.50	ug/L	20.0		100	70-130			
Dichlorodifluoromethane (R12)	**18.5**	0.50	ug/L	20.0		92.3	16-148			
1,1-Dichloroethane	**19.9**	0.50	ug/L	20.0		99.6	67-120			
1,2-Dichloroethane (EDC)	**20.0**	0.50	ug/L	20.0		100	57-156			
1,1-Dichloroethylene	**19.8**	0.50	ug/L	20.0		98.8	50-149			
trans-1,2-Dichloroethylene	**19.6**	0.50	ug/L	20.0		97.8	66-126			
cis-1,2-Dichloroethylene	**18.6**	0.50	ug/L	20.0		93.2	70-124			
1,2-Dichloropropane	**18.3**	0.50	ug/L	20.0		91.6	53-139			
2,2-Dichloropropane	**13.5**	0.50	ug/L	20.0		67.3	44-162			
1,3-Dichloropropane	**18.2**	0.50	ug/L	20.0		91.0	79-113			
cis-1,3-Dichloropropylene	**6.17**	0.50	ug/L	20.0		30.8	67-127			QL-07
trans-1,3-Dichloropropylene	**7.32**	0.50	ug/L	20.0		36.6	76-121			QL-07
1,1-Dichloropropylene	**19.8**	0.50	ug/L	20.0		99.2	84-124			
Diisopropyl ether (DIPE)	**19.2**	2.0	ug/L	20.0		96.1	51-136			
Ethylbenzene	**20.0**	0.50	ug/L	20.0		99.9	86-124			
Ethyl-tert-Butyl Ether (ETBE)	**17.5**	2.0	ug/L	20.0		87.4	62-136			
Hexachlorobutadiene	**24.4**	1.0	ug/L	20.0		122	76-140			
2-Hexanone (MBK)	**13.0**	10	ug/L	20.0		64.8	52-123			
Isopropylbenzene	**21.8**	0.50	ug/L	20.0		109	70-130			
4-Isopropyltoluene	**21.6**	1.0	ug/L	20.0		108	70-130			
Methyl-tert-Butyl Ether (MTBE)	**32.9**	1.2	ug/L	40.0		82.3	58-144			
Methylene Chloride	**16.8**	5.0	ug/L	20.0		84.2	50-135			
4-Methyl-2-pentanone (MIBK)	**12.2**	10	ug/L	20.0		60.9	49-139			
Naphthalene	**14.7**	2.0	ug/L	20.0		73.6	74-128			QL-02
n-Propylbenzene	**22.0**	0.50	ug/L	20.0		110	70-130			

Viorel Vasile
Operations Manager

LABORATORY ANALYSIS RESULTS

Client: The Source Group, Inc. (SH)
Project No: 04-NDLA-013
Project Name: DFSP Norwalk GW Sampling

AA Project No: A5334718
Date Received: 11/01/22
Date Reported: 11/18/22

Analyte	Result	Reporting Limit	Units	Spike Level	Source Result	%REC	%REC Limits	RPD	RPD Limit	Notes
VOCs & OXYGENATES by GC/MS - Quality Control										
Batch B2K0302 - EPA 5030B										
LCS (B2K0302-BS1) Continued				Prepared & Analyzed: 11/03/22						
Styrene	**22.3**	0.50	ug/L	20.0		112	84-123			
1,1,1,2-Tetrachloroethane	**18.8**	0.50	ug/L	20.0		93.9	70-130			
1,1,2,2-Tetrachloroethane	**15.5**	0.50	ug/L	20.0		77.5	58-126			
Tetrachloroethylene (PCE)	**22.2**	0.50	ug/L	20.0		111	70-130			
Toluene	**21.1**	0.50	ug/L	20.0		106	83-118			
1,2,3-Trichlorobenzene	**17.4**	0.50	ug/L	20.0		87.0	77-134			
1,2,4-Trichlorobenzene	**18.2**	0.50	ug/L	20.0		91.2	84-128			
1,1,1-Trichloroethane	**20.2**	0.50	ug/L	20.0		101	66-158			
1,1,2-Trichloroethane	**19.1**	0.50	ug/L	20.0		95.5	75-115			
Trichloroethylene (TCE)	**20.4**	0.50	ug/L	20.0		102	82-128			
Trichlorofluoromethane (R11)	**18.0**	0.50	ug/L	20.0		89.9	65-137			
1,2,3-Trichloropropane	**15.4**	0.50	ug/L	20.0		76.8	68-123			
1,1,2-Trichloro-1,2,2-trifluoroethane (R113)	**23.0**	0.50	ug/L	20.0		115	62-130			
1,3,5-Trimethylbenzene	**21.8**	0.50	ug/L	20.0		109	70-130			
1,2,4-Trimethylbenzene	**21.2**	0.50	ug/L	20.0		106	70-130			
Vinyl chloride	**20.3**	0.50	ug/L	20.0		101	51-151			
o-Xylene	**21.0**	0.50	ug/L	20.0		105	70-130			
m,p-Xylenes	**43.3**	1.0	ug/L	40.0		108	70-130			
Surrogate: 4-Bromofluorobenzene	*51.1*		*ug/L*	*50.0*		*102*	*80-129*			
Surrogate: Dibromofluoromethane	*48.4*		*ug/L*	*50.0*		*96.7*	*68-137*			
Surrogate: Toluene-d8	*51.4*		*ug/L*	*50.0*		*103*	*83-134*			
LCS Dup (B2K0302-BSD1)				Prepared & Analyzed: 11/03/22						
Acetone	**15.5**	10	ug/L	20.0		77.4	27-123	3.24	30	
tert-Amyl-Methyl Ether (TAME)	**12.9**	2.0	ug/L	20.0		64.4	58-133	11.8	30	
Benzene	**15.7**	0.50	ug/L	20.0		78.6	60-134	14.8	30	
Bromobenzene	**19.2**	0.50	ug/L	20.0		96.2	70-130	1.08	30	
Bromochloromethane	**15.3**	0.50	ug/L	20.0		76.4	78-121	14.7	30	QM-07
Bromodichloromethane	**15.7**	0.50	ug/L	20.0		78.4	74-135	11.8	30	
Bromoform	**16.4**	0.50	ug/L	20.0		81.9	68-132	6.36	30	
Bromomethane	**25.5**	0.50	ug/L	20.0		127	58-142	2.67	30	

Viorel Vasile
Operations Manager

LABORATORY ANALYSIS RESULTS

Client: The Source Group, Inc. (SH)
Project No: 04-NDLA-013
Project Name: DFSP Norwalk GW Sampling

AA Project No: A5334718
Date Received: 11/01/22
Date Reported: 11/18/22

Analyte	Result	Reporting Limit	Units	Spike Level	Source Result	%REC	%REC Limits	RPD	RPD Limit	Notes
VOCs & OXYGENATES by GC/MS - Quality Control										
Batch B2K0302 - EPA 5030B										
LCS Dup (B2K0302-BSD1) Continued				Prepared & Analyzed: 11/03/22						
2-Butanone (MEK)	**13.3**	10	ug/L	20.0		66.6	62-138	16.9	30	
tert-Butyl Alcohol (TBA)	**62.2**	10	ug/L	100		62.2	65-148	0.468	30	QL-07
sec-Butylbenzene	**20.4**	0.50	ug/L	20.0		102	84-142	3.37	30	
tert-Butylbenzene	**19.1**	0.50	ug/L	20.0		95.5	70-130	12.5	30	
n-Butylbenzene	**20.5**	0.50	ug/L	20.0		103	70-130	5.18	30	
Carbon Disulfide	**19.0**	0.50	ug/L	20.0		95.2	17-177	14.9	30	
Carbon Tetrachloride	**16.4**	0.50	ug/L	20.0		82.1	66-155	6.77	30	
Chlorobenzene	**18.8**	0.50	ug/L	20.0		94.0	70-130	5.58	30	
Chloroethane	**20.0**	0.50	ug/L	20.0		99.8	45-166	0.948	30	
Chloroform	**17.2**	0.50	ug/L	20.0		86.0	71-131	15.1	30	
Chloromethane	**17.0**	0.50	ug/L	20.0		85.2	48-152	14.9	30	
2-Chlorotoluene	**22.8**	0.50	ug/L	20.0		114	70-130	1.10	30	
4-Chlorotoluene	**20.2**	0.50	ug/L	20.0		101	70-130	0.994	30	
1,2-Dibromo-3-chloropropane	**16.6**	1.0	ug/L	20.0		82.9	53-145	27.7	30	
Dibromochloromethane	**17.2**	0.50	ug/L	20.0		85.8	72-133	2.72	30	
1,2-Dibromoethane (EDB)	**16.3**	0.50	ug/L	20.0		81.3	79-120	1.86	30	
Dibromomethane	**15.6**	0.50	ug/L	20.0		77.8	68-124	11.6	30	
1,3-Dichlorobenzene	**19.9**	0.50	ug/L	20.0		99.6	70-130	0.401	30	
1,2-Dichlorobenzene	**20.3**	0.50	ug/L	20.0		102	70-130	4.38	30	
1,4-Dichlorobenzene	**19.6**	0.50	ug/L	20.0		97.8	70-130	2.37	30	
Dichlorodifluoromethane (R12)	**16.4**	0.50	ug/L	20.0		82.1	16-148	11.7	30	
1,1-Dichloroethane	**17.4**	0.50	ug/L	20.0		86.8	67-120	13.6	30	
1,2-Dichloroethane (EDC)	**17.8**	0.50	ug/L	20.0		89.0	57-156	11.9	30	
1,1-Dichloroethylene	**17.2**	0.50	ug/L	20.0		86.2	50-149	13.6	30	
trans-1,2-Dichloroethylene	**17.2**	0.50	ug/L	20.0		86.0	66-126	12.7	30	
cis-1,2-Dichloroethylene	**16.6**	0.50	ug/L	20.0		83.0	70-124	11.6	30	
1,2-Dichloropropane	**15.9**	0.50	ug/L	20.0		79.7	53-139	13.9	30	
2,2-Dichloropropane	**14.8**	0.50	ug/L	20.0		74.2	44-162	9.75	30	
1,3-Dichloropropane	**18.8**	0.50	ug/L	20.0		94.0	79-113	3.30	30	
cis-1,3-Dichloropropylene	**9.37**	0.50	ug/L	20.0		46.8	67-127	41.2	30	QL-07
trans-1,3-Dichloropropylene	**12.3**	0.50	ug/L	20.0		61.7	76-121	51.1	30	QL-07
1,1-Dichloropropylene	**17.4**	0.50	ug/L	20.0		87.2	84-124	12.8	30	

Viorel Vasile
Operations Manager

LABORATORY ANALYSIS RESULTS

Client: The Source Group, Inc. (SH)
Project No: 04-NDLA-013
Project Name: DFSP Norwalk GW Sampling

AA Project No: A5334718
Date Received: 11/01/22
Date Reported: 11/18/22

Analyte	Result	Reporting Limit	Units	Spike Level	Source Result	%REC	%REC Limits	RPD	RPD Limit	Notes
VOCs & OXYGENATES by GC/MS - Quality Control										
Batch B2K0302 - EPA 5030B										
LCS Dup (B2K0302-BSD1) Continued				Prepared & Analyzed: 11/03/22						
Diisopropyl ether (DIPE)	**17.2**	2.0	ug/L	20.0		85.8	51-136	11.3	30	
Ethylbenzene	**19.2**	0.50	ug/L	20.0		96.2	86-124	3.83	30	
Ethyl-tert-Butyl Ether (ETBE)	**16.0**	2.0	ug/L	20.0		79.8	62-136	9.21	30	
Hexachlorobutadiene	**21.6**	1.0	ug/L	20.0		108	76-140	12.2	30	
2-Hexanone (MBK)	**13.2**	10	ug/L	20.0		66.0	52-123	1.84	30	
Isopropylbenzene	**21.6**	0.50	ug/L	20.0		108	70-130	0.876	30	
4-Isopropyltoluene	**20.8**	1.0	ug/L	20.0		104	70-130	3.78	30	
Methyl-tert-Butyl Ether (MTBE)	**30.1**	1.2	ug/L	40.0		75.2	58-144	8.98	30	
Methylene Chloride	**15.3**	5.0	ug/L	20.0		76.5	50-135	9.64	30	
4-Methyl-2-pentanone (MIBK)	**10.1**	10	ug/L	20.0		50.7	49-139	18.3	30	
Naphthalene	**16.2**	2.0	ug/L	20.0		80.8	74-128	9.33	30	
n-Propylbenzene	**21.7**	0.50	ug/L	20.0		108	70-130	1.42	30	
Styrene	**20.8**	0.50	ug/L	20.0		104	84-123	7.29	30	
1,1,1,2-Tetrachloroethane	**18.4**	0.50	ug/L	20.0		92.0	70-130	2.04	30	
1,1,2,2-Tetrachloroethane	**15.6**	0.50	ug/L	20.0		78.2	58-126	0.835	30	
Tetrachloroethylene (PCE)	**21.7**	0.50	ug/L	20.0		108	70-130	2.41	30	
Toluene	**20.4**	0.50	ug/L	20.0		102	83-118	3.52	30	
1,2,3-Trichlorobenzene	**17.5**	0.50	ug/L	20.0		87.3	77-134	0.402	30	
1,2,4-Trichlorobenzene	**17.5**	0.50	ug/L	20.0		87.4	84-128	4.20	30	
1,1,1-Trichloroethane	**18.0**	0.50	ug/L	20.0		89.8	66-158	11.6	30	
1,1,2-Trichloroethane	**18.5**	0.50	ug/L	20.0		92.6	75-115	3.03	30	
Trichloroethylene (TCE)	**17.2**	0.50	ug/L	20.0		86.2	82-128	17.1	30	
Trichlorofluoromethane (R11)	**22.0**	0.50	ug/L	20.0		110	65-137	20.2	30	
1,2,3-Trichloropropane	**15.0**	0.50	ug/L	20.0		75.2	68-123	2.24	30	
1,1,2-Trichloro-1,2,2-trifluoroethane (R113)	**22.8**	0.50	ug/L	20.0		114	62-130	0.655	30	
1,3,5-Trimethylbenzene	**20.7**	0.50	ug/L	20.0		103	70-130	5.18	30	
1,2,4-Trimethylbenzene	**20.5**	0.50	ug/L	20.0		102	70-130	3.46	30	
Vinyl chloride	**19.0**	0.50	ug/L	20.0		95.2	51-151	6.25	30	
o-Xylene	**19.5**	0.50	ug/L	20.0		97.4	70-130	7.22	30	
m,p-Xylenes	**39.8**	1.0	ug/L	40.0		99.4	70-130	8.45	30	

Viorel Vasile
Operations Manager

LABORATORY ANALYSIS RESULTS

Client: The Source Group, Inc. (SH)
Project No: 04-NDLA-013
Project Name: DFSP Norwalk GW Sampling

AA Project No: A5334718
Date Received: 11/01/22
Date Reported: 11/18/22

Analyte	Result	Reporting Limit	Units	Spike Level	Source Result	%REC	%REC Limits	RPD	RPD Limit	Notes
VOCs & OXYGENATES by GC/MS - Quality Control										
Batch B2K0302 - EPA 5030B										
LCS Dup (B2K0302-BSD1) Continued				Prepared & Analyzed: 11/03/22						
Surrogate: 4-Bromofluorobenzene	*53.9*		*ug/L*	*50.0*		*108*	*80-129*			
Surrogate: Dibromofluoromethane	*48.5*		*ug/L*	*50.0*		*96.9*	*68-137*			
Surrogate: Toluene-d8	*56.7*		*ug/L*	*50.0*		*113*	*83-134*			
Matrix Spike (B2K0302-MS1)		**Source: 2J31012-02**		Prepared & Analyzed: 11/03/22						
Acetone	**16.3**	10	ug/L	20.0		81.3	11-169			
tert-Amyl-Methyl Ether (TAME)	**12.6**	2.0	ug/L	20.0		63.0	66-133			QM-07
Benzene	**17.3**	0.50	ug/L	20.0		86.6	56-135			
Bromobenzene	**20.2**	0.50	ug/L	20.0		101	70-130			
Bromochloromethane	**15.2**	0.50	ug/L	20.0		76.0	74-125			
Bromodichloromethane	**15.0**	0.50	ug/L	20.0		75.2	68-144			
Bromoform	**18.6**	0.50	ug/L	20.0		92.8	68-151			
Bromomethane	**26.1**	0.50	ug/L	20.0		130	54-142			
2-Butanone (MEK)	**12.3**	10	ug/L	20.0		61.6	62-145			QM-07
tert-Butyl Alcohol (TBA)	**79.8**	10	ug/L	100	18.4	61.3	73-162			
sec-Butylbenzene	**22.8**	0.50	ug/L	20.0		114	84-145			
tert-Butylbenzene	**23.2**	0.50	ug/L	20.0		116	70-130			
n-Butylbenzene	**22.8**	0.50	ug/L	20.0		114	70-130			
Carbon Disulfide	**23.2**	0.50	ug/L	20.0		116	28-151			
Carbon Tetrachloride	**16.8**	0.50	ug/L	20.0		84.1	58-164			
Chlorobenzene	**20.2**	0.50	ug/L	20.0		101	70-130			
Chloroethane	**20.4**	0.50	ug/L	20.0		102	42-164			
Chloroform	**19.0**	0.50	ug/L	20.0		95.0	65-138			
Chloromethane	**20.9**	0.50	ug/L	20.0		105	50-152			
2-Chlorotoluene	**24.6**	0.50	ug/L	20.0		123	70-130			
4-Chlorotoluene	**21.3**	0.50	ug/L	20.0		106	70-130			
1,2-Dibromo-3-chloropropane	**17.9**	1.0	ug/L	20.0		89.6	53-161			
Dibromochloromethane	**17.5**	0.50	ug/L	20.0		87.6	70-130			
1,2-Dibromoethane (EDB)	**15.5**	0.50	ug/L	20.0		77.7	76-130			
Dibromomethane	**14.7**	0.50	ug/L	20.0		73.6	62-135			
1,3-Dichlorobenzene	**21.1**	0.50	ug/L	20.0		106	70-130			
1,2-Dichlorobenzene	**21.5**	0.50	ug/L	20.0		107	70-130			
1,4-Dichlorobenzene	**20.4**	0.50	ug/L	20.0		102	70-130			

Viorel Vasile
Operations Manager

LABORATORY ANALYSIS RESULTS

Client: The Source Group, Inc. (SH)
Project No: 04-NDLA-013
Project Name: DFSP Norwalk GW Sampling

AA Project No: A5334718
Date Received: 11/01/22
Date Reported: 11/18/22

Analyte	Result	Reporting Limit	Units	Spike Level	Source Result	%REC	%REC Limits	RPD	RPD Limit	Notes
VOCs & OXYGENATES by GC/MS - Quality Control										
Batch B2K0302 - EPA 5030B										
Matrix Spike (B2K0302-MS1) Continued Source: 2J31012-02 Prepared & Analyzed: 11/03/22										
Dichlorodifluoromethane (R12)	**18.9**	0.50	ug/L	20.0		94.7	17-153			
1,1-Dichloroethane	**19.7**	0.50	ug/L	20.0		98.7	55-131			
1,2-Dichloroethane (EDC)	**17.0**	0.50	ug/L	20.0		85.2	52-168			
1,1-Dichloroethylene	**19.3**	0.50	ug/L	20.0		96.6	51-140			
trans-1,2-Dichloroethylene	**18.3**	0.50	ug/L	20.0		91.3	59-127			
cis-1,2-Dichloroethylene	**17.7**	0.50	ug/L	20.0		88.5	70-130			
1,2-Dichloropropane	**17.2**	0.50	ug/L	20.0		86.0	52-142			
2,2-Dichloropropane	**13.5**	0.50	ug/L	20.0		67.4	36-168			
1,3-Dichloropropane	**18.3**	0.50	ug/L	20.0		91.4	80-121			
cis-1,3-Dichloropropylene	**5.72**	0.50	ug/L	20.0		28.6	66-130			
trans-1,3-Dichloropropylene	**7.78**	0.50	ug/L	20.0		38.9	78-130			
1,1-Dichloropropylene	**19.6**	0.50	ug/L	20.0		98.0	76-132			
Diisopropyl ether (DIPE)	**17.5**	2.0	ug/L	20.0		87.6	52-138			
Ethylbenzene	**20.8**	0.50	ug/L	20.0		104	86-128			
Ethyl-tert-Butyl Ether (ETBE)	**15.8**	2.0	ug/L	20.0		78.8	64-137			
Hexachlorobutadiene	**26.0**	1.0	ug/L	20.0		130	70-130			
2-Hexanone (MBK)	**12.5**	10	ug/L	20.0		62.7	52-141			
Isopropylbenzene	**25.5**	0.50	ug/L	20.0	3.37	111	70-130			
4-Isopropyltoluene	**23.7**	1.0	ug/L	20.0		118	83-149			
Methyl-tert-Butyl Ether (MTBE)	**29.0**	1.2	ug/L	40.0		72.4	56-150			
Methylene Chloride	**16.2**	5.0	ug/L	20.0		81.1	70-130			
4-Methyl-2-pentanone (MIBK)	**10.5**	10	ug/L	20.0		52.4	60-148			QM-07
Naphthalene	**18.3**	2.0	ug/L	20.0		91.7	70-130			
n-Propylbenzene	**24.3**	0.50	ug/L	20.0		122	70-130			
Styrene	**21.1**	0.50	ug/L	20.0		106	65-141			
1,1,1,2-Tetrachloroethane	**19.6**	0.50	ug/L	20.0		97.9	70-130			
1,1,2,2-Tetrachloroethane	**19.2**	0.50	ug/L	20.0	2.16	85.2	62-134			
Tetrachloroethylene (PCE)	**23.5**	0.50	ug/L	20.0		117	70-130			
Toluene	**22.7**	0.50	ug/L	20.0	0.350	112	81-123			
1,2,3-Trichlorobenzene	**17.8**	0.50	ug/L	20.0		89.0	73-144			
1,2,4-Trichlorobenzene	**19.0**	0.50	ug/L	20.0		94.8	80-137			
1,1,1-Trichloroethane	**20.1**	0.50	ug/L	20.0		101	62-164			

Viorel Vasile
Operations Manager

LABORATORY ANALYSIS RESULTS

Client: The Source Group, Inc. (SH)
Project No: 04-NDLA-013
Project Name: DFSP Norwalk GW Sampling

AA Project No: A5334718
Date Received: 11/01/22
Date Reported: 11/18/22

Analyte	Result	Reporting Limit	Units	Spike Level	Source Result	%REC	%REC Limits	RPD	RPD Limit	Notes
VOCs & OXYGENATES by GC/MS - Quality Control										
Batch B2K0302 - EPA 5030B										
Matrix Spike (B2K0302-MS1) Continued Source: 2J31012-02 Prepared & Analyzed: 11/03/22										
1,1,2-Trichloroethane	**18.6**	0.50	ug/L	20.0		93.0	76-122			
Trichloroethylene (TCE)	**19.2**	0.50	ug/L	20.0		96.0	72-136			
Trichlorofluoromethane (R11)	**20.1**	0.50	ug/L	20.0		100	59-144			
1,2,3-Trichloropropane	**18.2**	0.50	ug/L	20.0		90.8	69-135			
1,1,2-Trichloro-1,2,2-trifluoroethane (R113)	**25.3**	0.50	ug/L	20.0		127	62-126			QM-07
1,3,5-Trimethylbenzene	**22.6**	0.50	ug/L	20.0		113	70-130			
1,2,4-Trimethylbenzene	**22.3**	0.50	ug/L	20.0		112	89-134			
Vinyl chloride	**21.2**	0.50	ug/L	20.0		106	54-150			
o-Xylene	**21.1**	0.50	ug/L	20.0		105	70-130			
m,p-Xylenes	**43.1**	1.0	ug/L	40.0	0.620	106	70-130			
Surrogate: 4-Bromofluorobenzene	*48.6*		*ug/L*	*50.0*		*97.2*	*80-129*			
Surrogate: Dibromofluoromethane	*47.5*		*ug/L*	*50.0*		*95.1*	*68-137*			
Surrogate: Toluene-d8	*57.7*		*ug/L*	*50.0*		*115*	*83-134*			
Matrix Spike Dup (B2K0302-MSD1) Source: 2J31012-02 Prepared & Analyzed: 11/03/22										
Acetone	**17.4**	10	ug/L	20.0		86.8	11-169	6.60	30	
tert-Amyl-Methyl Ether (TAME)	**14.3**	2.0	ug/L	20.0		71.3	66-133	12.3	30	
Benzene	**16.6**	0.50	ug/L	20.0		83.2	56-135	4.06	30	
Bromobenzene	**19.8**	0.50	ug/L	20.0		99.1	70-130	2.15	30	
Bromochloromethane	**17.4**	0.50	ug/L	20.0		86.8	74-125	13.3	30	
Bromodichloromethane	**17.0**	0.50	ug/L	20.0		84.9	68-144	12.1	30	
Bromoform	**20.5**	0.50	ug/L	20.0		102	68-151	9.79	30	
Bromomethane	**27.2**	0.50	ug/L	20.0		136	54-142	3.98	30	
2-Butanone (MEK)	**17.3**	10	ug/L	20.0		86.4	62-145	33.5	30	
tert-Butyl Alcohol (TBA)	**106**	10	ug/L	100	18.4	87.7	73-162	28.4	30	
sec-Butylbenzene	**20.9**	0.50	ug/L	20.0		104	84-145	9.06	30	
tert-Butylbenzene	**21.3**	0.50	ug/L	20.0		106	70-130	8.67	30	
n-Butylbenzene	**20.9**	0.50	ug/L	20.0		105	70-130	8.77	30	
Carbon Disulfide	**20.3**	0.50	ug/L	20.0		101	28-151	13.6	30	
Carbon Tetrachloride	**17.1**	0.50	ug/L	20.0		85.5	58-164	1.65	30	
Chlorobenzene	**19.1**	0.50	ug/L	20.0		95.4	70-130	5.55	30	

Viorel Vasile
Operations Manager

LABORATORY ANALYSIS RESULTS

Client: The Source Group, Inc. (SH)
Project No: 04-NDLA-013
Project Name: DFSP Norwalk GW Sampling

AA Project No: A5334718
Date Received: 11/01/22
Date Reported: 11/18/22

Analyte	Result	Reporting Limit	Units	Spike Level	Source Result	%REC	%REC Limits	RPD	RPD Limit	Notes
VOCs & OXYGENATES by GC/MS - Quality Control										
Batch B2K0302 - EPA 5030B										
Matrix Spike Dup (B2K0302-MSD1) Continued	**Source: 2J31012-02** Prepared & Analyzed: 11/03/22									
Chloroethane	**22.0**	0.50	ug/L	20.0		110	42-164	7.39	30	
Chloroform	**18.7**	0.50	ug/L	20.0		93.5	65-138	1.54	30	
Chloromethane	**20.1**	0.50	ug/L	20.0		100	50-152	4.15	30	
2-Chlorotoluene	**22.1**	0.50	ug/L	20.0		111	70-130	10.8	30	
4-Chlorotoluene	**19.4**	0.50	ug/L	20.0		97.1	70-130	9.23	30	
1,2-Dibromo-3-chloropropane	**25.8**	1.0	ug/L	20.0		129	53-161	35.9	30	
Dibromochloromethane	**19.8**	0.50	ug/L	20.0		98.8	70-130	12.0	30	
1,2-Dibromoethane (EDB)	**18.4**	0.50	ug/L	20.0		92.0	76-130	16.9	30	
Dibromomethane	**18.1**	0.50	ug/L	20.0		90.4	62-135	20.4	30	
1,3-Dichlorobenzene	**19.7**	0.50	ug/L	20.0		98.7	70-130	6.85	30	
1,2-Dichlorobenzene	**20.9**	0.50	ug/L	20.0		105	70-130	2.55	30	
1,4-Dichlorobenzene	**19.2**	0.50	ug/L	20.0		96.0	70-130	6.06	30	
Dichlorodifluoromethane (R12)	**18.9**	0.50	ug/L	20.0		94.4	17-153	0.264	30	
1,1-Dichloroethane	**19.2**	0.50	ug/L	20.0		95.9	55-131	2.88	30	
1,2-Dichloroethane (EDC)	**20.0**	0.50	ug/L	20.0		99.8	52-168	15.7	30	
1,1-Dichloroethylene	**18.5**	0.50	ug/L	20.0		92.4	51-140	4.45	30	
trans-1,2-Dichloroethylene	**17.8**	0.50	ug/L	20.0		89.2	59-127	2.27	30	
cis-1,2-Dichloroethylene	**17.0**	0.50	ug/L	20.0		84.9	70-130	4.15	30	
1,2-Dichloropropane	**17.4**	0.50	ug/L	20.0		86.8	52-142	0.868	30	
2,2-Dichloropropane	**17.3**	0.50	ug/L	20.0		86.6	36-168	25.0	30	
1,3-Dichloropropane	**20.3**	0.50	ug/L	20.0		102	80-121	10.6	30	
cis-1,3-Dichloropropylene	**11.9**	0.50	ug/L	20.0		59.6	66-130	70.2	30	
trans-1,3-Dichloropropylene	**15.8**	0.50	ug/L	20.0		79.0	78-130	68.0	30	
1,1-Dichloropropylene	**18.4**	0.50	ug/L	20.0		92.0	76-132	6.31	30	
Diisopropyl ether (DIPE)	**18.2**	2.0	ug/L	20.0		90.8	52-138	3.70	30	
Ethylbenzene	**19.0**	0.50	ug/L	20.0		95.0	86-128	8.86	30	
Ethyl-tert-Butyl Ether (ETBE)	**17.4**	2.0	ug/L	20.0		86.9	64-137	9.71	30	
Hexachlorobutadiene	**24.6**	1.0	ug/L	20.0		123	70-130	5.69	30	
2-Hexanone (MBK)	**17.6**	10	ug/L	20.0		87.9	52-141	33.5	30	
Isopropylbenzene	**25.6**	0.50	ug/L	20.0	3.37	111	70-130	0.470	30	
4-Isopropyltoluene	**21.3**	1.0	ug/L	20.0		106	83-149	10.6	30	

Viorel Vasile
Operations Manager

LABORATORY ANALYSIS RESULTS

Client: The Source Group, Inc. (SH)
Project No: 04-NDLA-013
Project Name: DFSP Norwalk GW Sampling

AA Project No: A5334718
Date Received: 11/01/22
Date Reported: 11/18/22

Analyte	Result	Reporting Limit	Units	Spike Level	Source Result	%REC	%REC Limits	RPD	RPD Limit	Notes
VOCs & OXYGENATES by GC/MS - Quality Control										
Batch B2K0302 - EPA 5030B										
Matrix Spike Dup (B2K0302-MSD1) Continued			**Source: 2J31012-02**	Prepared & Analyzed: 11/03/22						
Methyl-tert-Butyl Ether (MTBE)	**33.1**	1.2	ug/L	40.0		82.8	56-150	13.4	30	
Methylene Chloride	**15.8**	5.0	ug/L	20.0		79.0	70-130	2.69	30	
4-Methyl-2-pentanone (MIBK)	**13.2**	10	ug/L	20.0		66.0	60-148	23.0	30	
Naphthalene	**22.4**	2.0	ug/L	20.0		112	70-130	20.2	30	
n-Propylbenzene	**22.0**	0.50	ug/L	20.0		110	70-130	10.3	30	
Styrene	**21.0**	0.50	ug/L	20.0		105	65-141	0.808	30	
1,1,1,2-Tetrachloroethane	**19.6**	0.50	ug/L	20.0		98.2	70-130	0.255	30	
1,1,2,2-Tetrachloroethane	**20.8**	0.50	ug/L	20.0	2.16	93.2	62-134	8.10	30	
Tetrachloroethylene (PCE)	**20.8**	0.50	ug/L	20.0		104	70-130	11.9	30	
Toluene	**20.5**	0.50	ug/L	20.0	0.350	101	81-123	10.1	30	
1,2,3-Trichlorobenzene	**22.1**	0.50	ug/L	20.0		111	73-144	21.7	30	
1,2,4-Trichlorobenzene	**20.7**	0.50	ug/L	20.0		104	80-137	8.92	30	
1,1,1-Trichloroethane	**19.4**	0.50	ug/L	20.0		96.9	62-164	3.70	30	
1,1,2-Trichloroethane	**20.3**	0.50	ug/L	20.0		102	76-122	8.79	30	
Trichloroethylene (TCE)	**18.3**	0.50	ug/L	20.0		91.6	72-136	4.75	30	
Trichlorofluoromethane (R11)	**19.7**	0.50	ug/L	20.0		98.4	59-144	2.11	30	
1,2,3-Trichloropropane	**20.7**	0.50	ug/L	20.0		104	69-135	13.2	30	
1,1,2-Trichloro-1,2,2-trifluoroethane (R113)	**25.0**	0.50	ug/L	20.0		125	62-126	1.43	30	
1,3,5-Trimethylbenzene	**21.1**	0.50	ug/L	20.0		105	70-130	7.01	30	
1,2,4-Trimethylbenzene	**20.6**	0.50	ug/L	20.0		103	89-134	7.88	30	
Vinyl chloride	**20.4**	0.50	ug/L	20.0		102	54-150	3.89	30	
o-Xylene	**20.4**	0.50	ug/L	20.0		102	70-130	3.28	30	
m,p-Xylenes	**41.4**	1.0	ug/L	40.0	0.620	102	70-130	4.07	30	
Surrogate: 4-Bromofluorobenzene	*50.9*		*ug/L*	*50.0*		*102*	*80-129*			
Surrogate: Dibromofluoromethane	*53.0*		*ug/L*	*50.0*		*106*	*68-137*			
Surrogate: Toluene-d8	*55.2*		*ug/L*	*50.0*		*110*	*83-134*			
Batch B2K0304 - EPA 5030B										
Blank (B2K0304-BLK1)				Prepared & Analyzed: 11/03/22						
Acetone	<10	10	ug/L							

Viorel Vasile
Operations Manager

LABORATORY ANALYSIS RESULTS

Client: The Source Group, Inc. (SH)
Project No: 04-NDLA-013
Project Name: DFSP Norwalk GW Sampling

AA Project No: A5334718
Date Received: 11/01/22
Date Reported: 11/18/22

Analyte	Result	Reporting Limit	Units	Spike Level	Source Result	%REC	%REC Limits	RPD	RPD Limit	Notes
VOCs & OXYGENATES by GC/MS - Quality Control										
Batch B2K0304 - EPA 5030B										
Blank (B2K0304-BLK1) Continued				Prepared & Analyzed: 11/03/22						
tert-Amyl-Methyl Ether (TAME)	<2.0	2.0	ug/L							
Benzene	<0.50	0.50	ug/L							
Bromobenzene	<0.50	0.50	ug/L							
Bromochloromethane	<0.50	0.50	ug/L							
Bromodichloromethane	<0.50	0.50	ug/L							
Bromoform	<0.50	0.50	ug/L							
Bromomethane	<0.50	0.50	ug/L							
2-Butanone (MEK)	<10	10	ug/L							
tert-Butyl Alcohol (TBA)	<10	10	ug/L							
sec-Butylbenzene	<0.50	0.50	ug/L							
tert-Butylbenzene	<0.50	0.50	ug/L							
n-Butylbenzene	<0.50	0.50	ug/L							
Carbon Disulfide	<0.50	0.50	ug/L							
Carbon Tetrachloride	<0.50	0.50	ug/L							
Chlorobenzene	<0.50	0.50	ug/L							
Chloroethane	<0.50	0.50	ug/L							
Chloroform	<0.50	0.50	ug/L							
Chloromethane	<0.50	0.50	ug/L							
2-Chlorotoluene	<0.50	0.50	ug/L							
4-Chlorotoluene	<0.50	0.50	ug/L							
1,2-Dibromo-3-chloropropane	<1.0	1.0	ug/L							
Dibromochloromethane	<0.50	0.50	ug/L							
1,2-Dibromoethane (EDB)	<0.50	0.50	ug/L							
Dibromomethane	<0.50	0.50	ug/L							
1,3-Dichlorobenzene	<0.50	0.50	ug/L							
1,2-Dichlorobenzene	<0.50	0.50	ug/L							
1,4-Dichlorobenzene	<0.50	0.50	ug/L							
Dichlorodifluoromethane (R12)	<0.50	0.50	ug/L							
1,1-Dichloroethane	<0.50	0.50	ug/L							
1,2-Dichloroethane (EDC)	<0.50	0.50	ug/L							
1,1-Dichloroethylene	<0.50	0.50	ug/L							
trans-1,2-Dichloroethylene	<0.50	0.50	ug/L							

Viorel Vasile
Operations Manager

LABORATORY ANALYSIS RESULTS

Client: The Source Group, Inc. (SH)
Project No: 04-NDLA-013
Project Name: DFSP Norwalk GW Sampling

AA Project No: A5334718
Date Received: 11/01/22
Date Reported: 11/18/22

Analyte	Result	Reporting Limit	Units	Spike Level	Source Result	%REC	%REC Limits	RPD	RPD Limit	Notes
VOCs & OXYGENATES by GC/MS - Quality Control										
Batch B2K0304 - EPA 5030B										
Blank (B2K0304-BLK1) Continued				Prepared & Analyzed: 11/03/22						
cis-1,2-Dichloroethylene	<0.50	0.50	ug/L							
1,2-Dichloropropane	<0.50	0.50	ug/L							
2,2-Dichloropropane	<0.50	0.50	ug/L							
1,3-Dichloropropane	<0.50	0.50	ug/L							
cis-1,3-Dichloropropylene	<0.50	0.50	ug/L							
trans-1,3-Dichloropropylene	<0.50	0.50	ug/L							
1,1-Dichloropropylene	<0.50	0.50	ug/L							
Diisopropyl ether (DIPE)	<2.0	2.0	ug/L							
Ethylbenzene	<0.50	0.50	ug/L							
Ethyl-tert-Butyl Ether (ETBE)	<2.0	2.0	ug/L							
Hexachlorobutadiene	<1.0	1.0	ug/L							
2-Hexanone (MBK)	<10	10	ug/L							
Isopropylbenzene	<0.50	0.50	ug/L							
4-Isopropyltoluene	<1.0	1.0	ug/L							
Methyl-tert-Butyl Ether (MTBE)	<1.2	1.2	ug/L							
Methylene Chloride	<5.0	5.0	ug/L							
4-Methyl-2-pentanone (MIBK)	<10	10	ug/L							
Naphthalene	<2.0	2.0	ug/L							
n-Propylbenzene	<0.50	0.50	ug/L							
Styrene	<0.50	0.50	ug/L							
1,1,1,2-Tetrachloroethane	<0.50	0.50	ug/L							
1,1,2,2-Tetrachloroethane	<0.50	0.50	ug/L							
Tetrachloroethylene (PCE)	<0.50	0.50	ug/L							
Toluene	<0.50	0.50	ug/L							
1,2,3-Trichlorobenzene	<0.50	0.50	ug/L							
1,2,4-Trichlorobenzene	<0.50	0.50	ug/L							
1,1,1-Trichloroethane	<0.50	0.50	ug/L							
1,1,2-Trichloroethane	<0.50	0.50	ug/L							
Trichloroethylene (TCE)	<0.50	0.50	ug/L							
Trichlorofluoromethane (R11)	<0.50	0.50	ug/L							
1,2,3-Trichloropropane	<0.50	0.50	ug/L							

Viorel Vasile
Operations Manager

LABORATORY ANALYSIS RESULTS

Client: The Source Group, Inc. (SH)
Project No: 04-NDLA-013
Project Name: DFSP Norwalk GW Sampling

AA Project No: A5334718
Date Received: 11/01/22
Date Reported: 11/18/22

Analyte	Result	Reporting Limit	Units	Spike Level	Source Result	%REC	%REC Limits	RPD	RPD Limit	Notes
VOCs & OXYGENATES by GC/MS - Quality Control										
Batch B2K0304 - EPA 5030B										
Blank (B2K0304-BLK1) Continued				Prepared & Analyzed: 11/03/22						
1,1,2-Trichloro-1,2,2-trifluoroethane (R113)	<0.50	0.50	ug/L							
1,3,5-Trimethylbenzene	<0.50	0.50	ug/L							
1,2,4-Trimethylbenzene	<0.50	0.50	ug/L							
Vinyl chloride	<0.50	0.50	ug/L							
o-Xylene	<0.50	0.50	ug/L							
m,p-Xylenes	<1.0	1.0	ug/L							
Surrogate: 4-Bromofluorobenzene	*49.2*		*ug/L*	*50.0*		*98.3*	*80-129*			
Surrogate: Dibromofluoromethane	*60.6*		*ug/L*	*50.0*		*121*	*68-137*			
Surrogate: Toluene-d8	*50.7*		*ug/L*	*50.0*		*101*	*83-134*			
LCS (B2K0304-BS1)				Prepared & Analyzed: 11/03/22						
Acetone	**21.5**	10	ug/L	20.0		107	27-123			
Benzene	**21.7**	0.50	ug/L	20.0		108	60-134			
Bromobenzene	**22.4**	0.50	ug/L	20.0		112	70-130			
Bromochloromethane	**22.6**	0.50	ug/L	20.0		113	78-121			
Bromodichloromethane	**23.8**	0.50	ug/L	20.0		119	74-135			
Bromoform	**20.7**	0.50	ug/L	20.0		104	68-132			
Bromomethane	**21.7**	0.50	ug/L	20.0		109	58-142			
2-Butanone (MEK)	**20.7**	10	ug/L	20.0		104	62-138			
tert-Butyl Alcohol (TBA)	**107**	10	ug/L	100		107	65-148			
sec-Butylbenzene	**23.6**	0.50	ug/L	20.0		118	84-142			
tert-Butylbenzene	**24.3**	0.50	ug/L	20.0		122	70-130			
n-Butylbenzene	**24.6**	0.50	ug/L	20.0		123	70-130			
Carbon Disulfide	**23.8**	0.50	ug/L	20.0		119	17-177			
Carbon Tetrachloride	**24.7**	0.50	ug/L	20.0		124	66-155			
Chlorobenzene	**22.6**	0.50	ug/L	20.0		113	70-130			
Chloroethane	**20.2**	0.50	ug/L	20.0		101	45-166			
Chloroform	**23.7**	0.50	ug/L	20.0		118	71-131			
Chloromethane	**21.4**	0.50	ug/L	20.0		107	48-152			
2-Chlorotoluene	**22.9**	0.50	ug/L	20.0		115	70-130			
4-Chlorotoluene	**23.4**	0.50	ug/L	20.0		117	70-130			

Viorel Vasile
Operations Manager

LABORATORY ANALYSIS RESULTS

Client: The Source Group, Inc. (SH)
Project No: 04-NDLA-013
Project Name: DFSP Norwalk GW Sampling

AA Project No: A5334718
Date Received: 11/01/22
Date Reported: 11/18/22

Analyte	Result	Reporting Limit	Units	Spike Level	Source Result	%REC	%REC Limits	RPD	RPD Limit	Notes
VOCs & OXYGENATES by GC/MS - Quality Control										
Batch B2K0304 - EPA 5030B										
LCS (B2K0304-BS1) Continued				Prepared & Analyzed: 11/03/22						
1,2-Dibromo-3-chloropropane	**18.6**	1.0	ug/L	20.0		93.0	53-145			
Dibromochloromethane	**22.1**	0.50	ug/L	20.0		110	72-133			
1,2-Dibromoethane (EDB)	**21.6**	0.50	ug/L	20.0		108	79-120			
Dibromomethane	**21.0**	0.50	ug/L	20.0		105	68-124			
1,3-Dichlorobenzene	**21.9**	0.50	ug/L	20.0		109	70-130			
1,2-Dichlorobenzene	**22.4**	0.50	ug/L	20.0		112	70-130			
1,4-Dichlorobenzene	**21.0**	0.50	ug/L	20.0		105	70-130			
Dichlorodifluoromethane (R12)	**19.8**	0.50	ug/L	20.0		99.0	16-148			
1,1-Dichloroethane	**24.2**	0.50	ug/L	20.0		121	67-120			QL-02
1,2-Dichloroethane (EDC)	**25.1**	0.50	ug/L	20.0		126	57-156			
1,1-Dichloroethylene	**25.5**	0.50	ug/L	20.0		127	50-149			
trans-1,2-Dichloroethylene	**25.0**	0.50	ug/L	20.0		125	66-126			
cis-1,2-Dichloroethylene	**23.2**	0.50	ug/L	20.0		116	70-124			
1,2-Dichloropropane	**20.9**	0.50	ug/L	20.0		105	53-139			
2,2-Dichloropropane	**25.8**	0.50	ug/L	20.0		129	44-162			
1,3-Dichloropropane	**20.6**	0.50	ug/L	20.0		103	79-113			
cis-1,3-Dichloropropylene	**25.7**	0.50	ug/L	20.0		128	67-127			QL-02
trans-1,3-Dichloropropylene	**26.4**	0.50	ug/L	20.0		132	76-121			QL-02
1,1-Dichloropropylene	**24.0**	0.50	ug/L	20.0		120	84-124			
Diisopropyl ether (DIPE)	**22.7**	2.0	ug/L	20.0		113	51-136			
Ethylbenzene	**24.9**	0.50	ug/L	20.0		125	86-124			QL-02
Ethyl-tert-Butyl Ether (ETBE)	**22.5**	2.0	ug/L	20.0		112	62-136			
Hexachlorobutadiene	**23.4**	1.0	ug/L	20.0		117	76-140			
2-Hexanone (MBK)	**17.1**	10	ug/L	20.0		85.6	52-123			
Isopropylbenzene	**24.5**	0.50	ug/L	20.0		123	70-130			
4-Isopropyltoluene	**23.8**	1.0	ug/L	20.0		119	70-130			
Methyl-tert-Butyl Ether (MTBE)	**46.1**	1.2	ug/L	40.0		115	58-144			
Methylene Chloride	**23.9**	5.0	ug/L	20.0		119	50-135			
4-Methyl-2-pentanone (MIBK)	**19.5**	10	ug/L	20.0		97.3	49-139			
Naphthalene	**21.0**	2.0	ug/L	20.0		105	74-128			
n-Propylbenzene	**24.2**	0.50	ug/L	20.0		121	70-130			
Styrene	**23.3**	0.50	ug/L	20.0		116	84-123			

Viorel Vasile
Operations Manager

LABORATORY ANALYSIS RESULTS

Client: The Source Group, Inc. (SH)
Project No: 04-NDLA-013
Project Name: DFSP Norwalk GW Sampling

AA Project No: A5334718
Date Received: 11/01/22
Date Reported: 11/18/22

Analyte	Result	Reporting Limit	Units	Spike Level	Source Result	%REC	%REC Limits	RPD	RPD Limit	Notes
VOCs & OXYGENATES by GC/MS - Quality Control										
Batch B2K0304 - EPA 5030B										
LCS (B2K0304-BS1) Continued				Prepared & Analyzed: 11/03/22						
1,1,1,2-Tetrachloroethane	**23.0**	0.50	ug/L	20.0		115	70-130			
1,1,2,2-Tetrachloroethane	**18.4**	0.50	ug/L	20.0		92.0	58-126			
Tetrachloroethylene (PCE)	**23.6**	0.50	ug/L	20.0		118	70-130			
Toluene	**22.8**	0.50	ug/L	20.0		114	83-118			
1,2,3-Trichlorobenzene	**21.6**	0.50	ug/L	20.0		108	77-134			
1,2,4-Trichlorobenzene	**22.8**	0.50	ug/L	20.0		114	84-128			
1,1,1-Trichloroethane	**24.5**	0.50	ug/L	20.0		122	66-158			
1,1,2-Trichloroethane	**20.5**	0.50	ug/L	20.0		103	75-115			
Trichloroethylene (TCE)	**22.7**	0.50	ug/L	20.0		113	82-128			
Trichlorofluoromethane (R11)	**22.0**	0.50	ug/L	20.0		110	65-137			
1,2,3-Trichloropropane	**18.5**	0.50	ug/L	20.0		92.4	68-123			
1,1,2-Trichloro-1,2,2-trifluoroethane (R113)	**22.2**	0.50	ug/L	20.0		111	62-130			
1,3,5-Trimethylbenzene	**24.1**	0.50	ug/L	20.0		120	70-130			
1,2,4-Trimethylbenzene	**23.7**	0.50	ug/L	20.0		118	70-130			
Vinyl chloride	**25.2**	0.50	ug/L	20.0		126	51-151			
o-Xylene	**23.4**	0.50	ug/L	20.0		117	70-130			
m,p-Xylenes	**47.6**	1.0	ug/L	40.0		119	70-130			
Surrogate: 4-Bromofluorobenzene	*51.2*		*ug/L*	*50.0*		*102*	*80-129*			
Surrogate: Dibromofluoromethane	*51.2*		*ug/L*	*50.0*		*102*	*68-137*			
Surrogate: Toluene-d8	*49.0*		*ug/L*	*50.0*		*97.9*	*83-134*			
LCS Dup (B2K0304-BSD1)				Prepared & Analyzed: 11/03/22						
Acetone	**25.3**	10	ug/L	20.0		126	27-123	16.2	30	QL-03
Benzene	**22.7**	0.50	ug/L	20.0		113	60-134	4.37	30	
Bromobenzene	**22.5**	0.50	ug/L	20.0		113	70-130	0.356	30	
Bromochloromethane	**22.4**	0.50	ug/L	20.0		112	78-121	1.33	30	
Bromodichloromethane	**22.1**	0.50	ug/L	20.0		111	74-135	7.23	30	
Bromoform	**21.4**	0.50	ug/L	20.0		107	68-132	3.42	30	
Bromomethane	**16.9**	0.50	ug/L	20.0		84.5	58-142	25.1	30	
2-Butanone (MEK)	**24.1**	10	ug/L	20.0		120	62-138	15.1	30	
tert-Butyl Alcohol (TBA)	**124**	10	ug/L	100		124	65-148	14.4	30	

Viorel Vasile
Operations Manager

LABORATORY ANALYSIS RESULTS

Client: The Source Group, Inc. (SH)
Project No: 04-NDLA-013
Project Name: DFSP Norwalk GW Sampling

AA Project No: A5334718
Date Received: 11/01/22
Date Reported: 11/18/22

Analyte	Result	Reporting Limit	Units	Spike Level	Source Result	%REC	%REC Limits	RPD	RPD Limit	Notes
VOCs & OXYGENATES by GC/MS - Quality Control										
Batch B2K0304 - EPA 5030B										
LCS Dup (B2K0304-BSD1) Continued				Prepared & Analyzed: 11/03/22						
sec-Butylbenzene	**23.8**	0.50	ug/L	20.0		119	84-142	0.803	30	
tert-Butylbenzene	**24.8**	0.50	ug/L	20.0		124	70-130	2.04	30	
n-Butylbenzene	**24.3**	0.50	ug/L	20.0		122	70-130	1.14	30	
Carbon Disulfide	**23.4**	0.50	ug/L	20.0		117	17-177	1.66	30	
Carbon Tetrachloride	**19.2**	0.50	ug/L	20.0		96.2	66-155	24.9	30	
Chlorobenzene	**21.4**	0.50	ug/L	20.0		107	70-130	5.51	30	
Chloroethane	**20.5**	0.50	ug/L	20.0		102	45-166	1.08	30	
Chloroform	**20.6**	0.50	ug/L	20.0		103	71-131	13.9	30	
Chloromethane	**20.1**	0.50	ug/L	20.0		101	48-152	5.98	30	
2-Chlorotoluene	**22.7**	0.50	ug/L	20.0		113	70-130	1.18	30	
4-Chlorotoluene	**22.5**	0.50	ug/L	20.0		113	70-130	3.92	30	
1,2-Dibromo-3-chloropropane	**23.2**	1.0	ug/L	20.0		116	53-145	22.0	30	
Dibromochloromethane	**21.6**	0.50	ug/L	20.0		108	72-133	2.29	30	
1,2-Dibromoethane (EDB)	**22.5**	0.50	ug/L	20.0		112	79-120	3.72	30	
Dibromomethane	**22.8**	0.50	ug/L	20.0		114	68-124	8.04	30	
1,3-Dichlorobenzene	**21.7**	0.50	ug/L	20.0		109	70-130	0.643	30	
1,2-Dichlorobenzene	**23.2**	0.50	ug/L	20.0		116	70-130	3.07	30	
1,4-Dichlorobenzene	**21.5**	0.50	ug/L	20.0		107	70-130	2.07	30	
Dichlorodifluoromethane (R12)	**18.4**	0.50	ug/L	20.0		92.2	16-148	7.11	30	
1,1-Dichloroethane	**23.9**	0.50	ug/L	20.0		120	67-120	1.04	30	
1,2-Dichloroethane (EDC)	**23.2**	0.50	ug/L	20.0		116	57-156	8.16	30	
1,1-Dichloroethylene	**21.8**	0.50	ug/L	20.0		109	50-149	15.5	30	
trans-1,2-Dichloroethylene	**22.3**	0.50	ug/L	20.0		111	66-126	11.6	30	
cis-1,2-Dichloroethylene	**23.0**	0.50	ug/L	20.0		115	70-124	0.781	30	
1,2-Dichloropropane	**22.8**	0.50	ug/L	20.0		114	53-139	8.82	30	
2,2-Dichloropropane	**17.9**	0.50	ug/L	20.0		89.6	44-162	36.2	30	QR-02
1,3-Dichloropropane	**21.8**	0.50	ug/L	20.0		109	79-113	5.80	30	
cis-1,3-Dichloropropylene	**21.9**	0.50	ug/L	20.0		110	67-127	15.9	30	
trans-1,3-Dichloropropylene	**20.0**	0.50	ug/L	20.0		100	76-121	27.5	30	
1,1-Dichloropropylene	**22.3**	0.50	ug/L	20.0		111	84-124	7.27	30	
Diisopropyl ether (DIPE)	**24.3**	2.0	ug/L	20.0		121	51-136	6.73	30	
Ethylbenzene	**22.6**	0.50	ug/L	20.0		113	86-124	9.68	30	

Viorel Vasile
Operations Manager

LABORATORY ANALYSIS RESULTS

Client: The Source Group, Inc. (SH)
Project No: 04-NDLA-013
Project Name: DFSP Norwalk GW Sampling

AA Project No: A5334718
Date Received: 11/01/22
Date Reported: 11/18/22

Analyte	Result	Reporting Limit	Units	Spike Level	Source Result	%REC	%REC Limits	RPD	RPD Limit	Notes
VOCs & OXYGENATES by GC/MS - Quality Control										
Batch B2K0304 - EPA 5030B										
LCS Dup (B2K0304-BSD1) Continued				Prepared & Analyzed: 11/03/22						
Ethyl-tert-Butyl Ether (ETBE)	**23.1**	2.0	ug/L	20.0		115	62-136	2.46	30	
Hexachlorobutadiene	**21.3**	1.0	ug/L	20.0		106	76-140	9.32	30	
2-Hexanone (MBK)	**20.6**	10	ug/L	20.0		103	52-123	18.4	30	
Isopropylbenzene	**24.2**	0.50	ug/L	20.0		121	70-130	1.31	30	
4-Isopropyltoluene	**23.2**	1.0	ug/L	20.0		116	70-130	2.42	30	
Methyl-tert-Butyl Ether (MTBE)	**45.1**	1.2	ug/L	40.0		113	58-144	2.04	30	
Methylene Chloride	**23.0**	5.0	ug/L	20.0		115	50-135	3.58	30	
4-Methyl-2-pentanone (MIBK)	**22.9**	10	ug/L	20.0		115	49-139	16.3	30	
Naphthalene	**24.5**	2.0	ug/L	20.0		122	74-128	15.4	30	
n-Propylbenzene	**24.0**	0.50	ug/L	20.0		120	70-130	0.498	30	
Styrene	**22.0**	0.50	ug/L	20.0		110	84-123	5.75	30	
1,1,1,2-Tetrachloroethane	**21.2**	0.50	ug/L	20.0		106	70-130	8.55	30	
1,1,2,2-Tetrachloroethane	**23.2**	0.50	ug/L	20.0		116	58-126	22.9	30	
Tetrachloroethylene (PCE)	**20.4**	0.50	ug/L	20.0		102	70-130	14.6	30	
Toluene	**21.8**	0.50	ug/L	20.0		109	83-118	4.71	30	
1,2,3-Trichlorobenzene	**22.0**	0.50	ug/L	20.0		110	77-134	1.92	30	
1,2,4-Trichlorobenzene	**22.2**	0.50	ug/L	20.0		111	84-128	2.93	30	
1,1,1-Trichloroethane	**21.0**	0.50	ug/L	20.0		105	66-158	15.6	30	
1,1,2-Trichloroethane	**23.3**	0.50	ug/L	20.0		117	75-115	12.8	30	QL-03
Trichloroethylene (TCE)	**21.9**	0.50	ug/L	20.0		109	82-128	3.68	30	
Trichlorofluoromethane (R11)	**17.7**	0.50	ug/L	20.0		88.4	65-137	21.5	30	
1,2,3-Trichloropropane	**20.7**	0.50	ug/L	20.0		104	68-123	11.4	30	
1,1,2-Trichloro-1,2,2-trifluoroethane (R113)	**20.6**	0.50	ug/L	20.0		103	62-130	7.20	30	
1,3,5-Trimethylbenzene	**23.6**	0.50	ug/L	20.0		118	70-130	2.22	30	
1,2,4-Trimethylbenzene	**23.0**	0.50	ug/L	20.0		115	70-130	2.87	30	
Vinyl chloride	**21.5**	0.50	ug/L	20.0		107	51-151	16.1	30	
o-Xylene	**22.6**	0.50	ug/L	20.0		113	70-130	3.52	30	
m,p-Xylenes	**44.9**	1.0	ug/L	40.0		112	70-130	5.78	30	
Surrogate: 4-Bromofluorobenzene	*51.3*		*ug/L*	*50.0*		*103*	*80-129*			
Surrogate: Dibromofluoromethane	*57.2*		*ug/L*	*50.0*		*114*	*68-137*			

Viorel Vasile
Operations Manager

LABORATORY ANALYSIS RESULTS

Client: The Source Group, Inc. (SH)
Project No: 04-NDLA-013
Project Name: DFSP Norwalk GW Sampling

AA Project No: A5334718
Date Received: 11/01/22
Date Reported: 11/18/22

Analyte	Result	Reporting Limit	Units	Spike Level	Source Result	%REC	%REC Limits	RPD	RPD Limit	Notes
VOCs & OXYGENATES by GC/MS - Quality Control										
Batch B2K0304 - EPA 5030B										
LCS Dup (B2K0304-BSD1) Continued				Prepared & Analyzed: 11/03/22						
Surrogate: Toluene-d8	*50.6*		*ug/L*	*50.0*		*101*	*83-134*			
Matrix Spike (B2K0304-MS1)		**Source: 2K01011-02**		Prepared & Analyzed: 11/03/22						
Acetone	**41.4**	10	ug/L	20.0	15.9	128	11-169			
Benzene	**26.2**	0.50	ug/L	20.0		131	56-135			
Bromobenzene	**25.0**	0.50	ug/L	20.0		125	70-130			
Bromochloromethane	**25.1**	0.50	ug/L	20.0		126	74-125			QM-07
Bromodichloromethane	**24.7**	0.50	ug/L	20.0		123	68-144			
Bromoform	**23.7**	0.50	ug/L	20.0		118	68-151			
Bromomethane	**19.4**	0.50	ug/L	20.0		97.0	54-142			
2-Butanone (MEK)	**25.3**	10	ug/L	20.0		127	62-145			
tert-Butyl Alcohol (TBA)	**166**	10	ug/L	100		166	73-162			QM-07
sec-Butylbenzene	**26.0**	0.50	ug/L	20.0		130	84-145			
tert-Butylbenzene	**26.4**	0.50	ug/L	20.0		132	70-130			QM-07
n-Butylbenzene	**27.5**	0.50	ug/L	20.0		138	70-130			QM-07
Carbon Disulfide	**27.5**	0.50	ug/L	20.0	0.360	136	28-151			
Carbon Tetrachloride	**22.2**	0.50	ug/L	20.0		111	58-164			
Chlorobenzene	**25.1**	0.50	ug/L	20.0		125	70-130			
Chloroethane	**22.0**	0.50	ug/L	20.0		110	42-164			
Chloroform	**24.4**	0.50	ug/L	20.0		122	65-138			
Chloromethane	**22.9**	0.50	ug/L	20.0		114	50-152			
2-Chlorotoluene	**24.9**	0.50	ug/L	20.0		124	70-130			
4-Chlorotoluene	**25.1**	0.50	ug/L	20.0		125	70-130			
1,2-Dibromo-3-chloropropane	**24.6**	1.0	ug/L	20.0		123	53-161			
Dibromochloromethane	**23.7**	0.50	ug/L	20.0		119	70-130			
1,2-Dibromoethane (EDB)	**25.0**	0.50	ug/L	20.0		125	76-130			
Dibromomethane	**24.2**	0.50	ug/L	20.0		121	62-135			
1,3-Dichlorobenzene	**24.4**	0.50	ug/L	20.0		122	70-130			
1,2-Dichlorobenzene	**25.7**	0.50	ug/L	20.0		128	70-130			
1,4-Dichlorobenzene	**24.6**	0.50	ug/L	20.0		123	70-130			
Dichlorodifluoromethane (R12)	**21.1**	0.50	ug/L	20.0		105	17-153			
1,1-Dichloroethane	**25.6**	0.50	ug/L	20.0		128	55-131			
1,2-Dichloroethane (EDC)	**23.4**	0.50	ug/L	20.0	0.390	115	52-168			

Viorel Vasile
Operations Manager

LABORATORY ANALYSIS RESULTS

Client: The Source Group, Inc. (SH)
Project No: 04-NDLA-013
Project Name: DFSP Norwalk GW Sampling

AA Project No: A5334718
Date Received: 11/01/22
Date Reported: 11/18/22

Analyte	Result	Reporting Limit	Units	Spike Level	Source Result	%REC	%REC Limits	RPD	RPD Limit	Notes
VOCs & OXYGENATES by GC/MS - Quality Control										
Batch B2K0304 - EPA 5030B										
Matrix Spike (B2K0304-MS1) Continued Source: 2K01011-02 Prepared & Analyzed: 11/03/22										
1,1-Dichloroethylene	**26.5**	0.50	ug/L	20.0		132	51-140			
trans-1,2-Dichloroethylene	**26.0**	0.50	ug/L	20.0		130	59-127			QM-07
cis-1,2-Dichloroethylene	**26.7**	0.50	ug/L	20.0		134	70-130			QM-07
1,2-Dichloropropane	**25.8**	0.50	ug/L	20.0		129	52-142			
2,2-Dichloropropane	**23.0**	0.50	ug/L	20.0		115	36-168			
1,3-Dichloropropane	**24.0**	0.50	ug/L	20.0		120	80-121			
cis-1,3-Dichloropropylene	**25.6**	0.50	ug/L	20.0		128	66-130			
trans-1,3-Dichloropropylene	**23.6**	0.50	ug/L	20.0		118	78-130			
1,1-Dichloropropylene	**26.1**	0.50	ug/L	20.0		130	76-132			
Diisopropyl ether (DIPE)	**27.5**	2.0	ug/L	20.0		137	52-138			
Ethylbenzene	**26.1**	0.50	ug/L	20.0		130	86-128			QM-07
Ethyl-tert-Butyl Ether (ETBE)	**25.7**	2.0	ug/L	20.0		128	64-137			
Hexachlorobutadiene	**24.7**	1.0	ug/L	20.0		124	70-130			
2-Hexanone (MBK)	**23.1**	10	ug/L	20.0		115	52-141			
Isopropylbenzene	**26.7**	0.50	ug/L	20.0		134	70-130			QM-07
4-Isopropyltoluene	**25.9**	1.0	ug/L	20.0		129	83-149			
Methyl-tert-Butyl Ether (MTBE)	**50.5**	1.2	ug/L	40.0		126	56-150			
Methylene Chloride	**25.3**	5.0	ug/L	20.0		127	70-130			
4-Methyl-2-pentanone (MIBK)	**24.6**	10	ug/L	20.0		123	60-148			
Naphthalene	**28.2**	2.0	ug/L	20.0		141	70-130			QM-07
n-Propylbenzene	**26.8**	0.50	ug/L	20.0		134	70-130			QM-07
Styrene	**25.2**	0.50	ug/L	20.0		126	65-141			
1,1,1,2-Tetrachloroethane	**24.5**	0.50	ug/L	20.0		122	70-130			
1,1,2,2-Tetrachloroethane	**25.1**	0.50	ug/L	20.0		125	62-134			
Tetrachloroethylene (PCE)	**24.2**	0.50	ug/L	20.0		121	70-130			
Toluene	**25.2**	0.50	ug/L	20.0		126	81-123			QM-07
1,2,3-Trichlorobenzene	**25.6**	0.50	ug/L	20.0		128	73-144			
1,2,4-Trichlorobenzene	**25.6**	0.50	ug/L	20.0		128	80-137			
1,1,1-Trichloroethane	**24.4**	0.50	ug/L	20.0		122	62-164			
1,1,2-Trichloroethane	**25.1**	0.50	ug/L	20.0		126	76-122			QM-07
Trichloroethylene (TCE)	**25.2**	0.50	ug/L	20.0		126	72-136			
Trichlorofluoromethane (R11)	**20.5**	0.50	ug/L	20.0		103	59-144			

Viorel Vasile
Operations Manager

LABORATORY ANALYSIS RESULTS

Client: The Source Group, Inc. (SH)
Project No: 04-NDLA-013
Project Name: DFSP Norwalk GW Sampling

AA Project No: A5334718
Date Received: 11/01/22
Date Reported: 11/18/22

Analyte	Result	Reporting Limit	Units	Spike Level	Source Result	%REC	%REC Limits	RPD	RPD Limit	Notes
VOCs & OXYGENATES by GC/MS - Quality Control										
Batch B2K0304 - EPA 5030B										
Matrix Spike (B2K0304-MS1) Continued Source: 2K01011-02 Prepared & Analyzed: 11/03/22										
1,2,3-Trichloropropane	**22.7**	0.50	ug/L	20.0		113	69-135			
1,1,2-Trichloro-1,2,2-trifluoroethane (R113)	**24.8**	0.50	ug/L	20.0		124	62-126			
1,3,5-Trimethylbenzene	**26.1**	0.50	ug/L	20.0		130	70-130			
1,2,4-Trimethylbenzene	**25.7**	0.50	ug/L	20.0		128	89-134			
Vinyl chloride	**19.9**	0.50	ug/L	20.0		99.4	54-150			
o-Xylene	**26.2**	0.50	ug/L	20.0		131	70-130			QM-07
m,p-Xylenes	**51.8**	1.0	ug/L	40.0		129	70-130			
Surrogate: 4-Bromofluorobenzene	*49.0*		*ug/L*	*50.0*		*98.0*	*80-129*			
Surrogate: Dibromofluoromethane	*54.0*		*ug/L*	*50.0*		*108*	*68-137*			
Surrogate: Toluene-d8	*50.1*		*ug/L*	*50.0*		*100*	*83-134*			
Matrix Spike Dup (B2K0304-MSD1) **Source: 2K01011-02** Prepared & Analyzed: 11/03/22										
Acetone	**33.4**	10	ug/L	20.0	15.9	87.5	11-169	21.6	30	
Benzene	**21.5**	0.50	ug/L	20.0		107	56-135	19.9	30	
Bromobenzene	**22.6**	0.50	ug/L	20.0		113	70-130	10.2	30	
Bromochloromethane	**21.1**	0.50	ug/L	20.0		106	74-125	17.2	30	
Bromodichloromethane	**20.1**	0.50	ug/L	20.0		100	68-144	20.5	30	
Bromoform	**20.9**	0.50	ug/L	20.0		104	68-151	12.6	30	
Bromomethane	**15.7**	0.50	ug/L	20.0		78.6	54-142	20.9	30	
2-Butanone (MEK)	**22.8**	10	ug/L	20.0		114	62-145	10.7	30	
tert-Butyl Alcohol (TBA)	**106**	10	ug/L	100		106	73-162	44.2	30	
sec-Butylbenzene	**22.8**	0.50	ug/L	20.0		114	84-145	12.9	30	
tert-Butylbenzene	**23.4**	0.50	ug/L	20.0		117	70-130	12.0	30	
n-Butylbenzene	**23.9**	0.50	ug/L	20.0		120	70-130	13.9	30	
Carbon Disulfide	**23.4**	0.50	ug/L	20.0	0.360	115	28-151	16.2	30	
Carbon Tetrachloride	**17.8**	0.50	ug/L	20.0		88.8	58-164	22.0	30	
Chlorobenzene	**21.7**	0.50	ug/L	20.0		109	70-130	14.3	30	
Chloroethane	**19.7**	0.50	ug/L	20.0		98.3	42-164	11.1	30	
Chloroform	**19.5**	0.50	ug/L	20.0		97.4	65-138	22.6	30	
Chloromethane	**20.3**	0.50	ug/L	20.0		102	50-152	11.9	30	
2-Chlorotoluene	**22.3**	0.50	ug/L	20.0		111	70-130	11.1	30	

Viorel Vasile
Operations Manager

LABORATORY ANALYSIS RESULTS

Client: The Source Group, Inc. (SH)
Project No: 04-NDLA-013
Project Name: DFSP Norwalk GW Sampling

AA Project No: A5334718
Date Received: 11/01/22
Date Reported: 11/18/22

Analyte	Result	Reporting Limit	Units	Spike Level	Source Result	%REC	%REC Limits	RPD	RPD Limit	Notes
VOCs & OXYGENATES by GC/MS - Quality Control										
Batch B2K0304 - EPA 5030B										
Matrix Spike Dup (B2K0304-MSD1) Continued				**Source: 2K01011-02**		Prepared & Analyzed: 11/03/22				
4-Chlorotoluene	**22.4**	0.50	ug/L	20.0		112	70-130	11.5	30	
1,2-Dibromo-3-chloropropane	**22.8**	1.0	ug/L	20.0		114	53-161	8.02	30	
Dibromochloromethane	**20.7**	0.50	ug/L	20.0		104	70-130	13.4	30	
1,2-Dibromoethane (EDB)	**21.8**	0.50	ug/L	20.0		109	76-130	13.5	30	
Dibromomethane	**19.8**	0.50	ug/L	20.0		99.2	62-135	19.9	30	
1,3-Dichlorobenzene	**21.5**	0.50	ug/L	20.0		108	70-130	12.7	30	
1,2-Dichlorobenzene	**23.1**	0.50	ug/L	20.0		115	70-130	10.8	30	
1,4-Dichlorobenzene	**21.1**	0.50	ug/L	20.0		106	70-130	15.4	30	
Dichlorodifluoromethane (R12)	**17.3**	0.50	ug/L	20.0		86.4	17-153	19.9	30	
1,1-Dichloroethane	**20.8**	0.50	ug/L	20.0		104	55-131	20.7	30	
1,2-Dichloroethane (EDC)	**18.9**	0.50	ug/L	20.0	0.390	92.4	52-168	21.6	30	
1,1-Dichloroethylene	**21.6**	0.50	ug/L	20.0		108	51-140	20.3	30	
trans-1,2-Dichloroethylene	**21.6**	0.50	ug/L	20.0		108	59-127	18.9	30	
cis-1,2-Dichloroethylene	**21.9**	0.50	ug/L	20.0		109	70-130	19.9	30	
1,2-Dichloropropane	**21.5**	0.50	ug/L	20.0		108	52-142	18.0	30	
2,2-Dichloropropane	**17.1**	0.50	ug/L	20.0		85.6	36-168	29.2	30	
1,3-Dichloropropane	**21.2**	0.50	ug/L	20.0		106	80-121	12.3	30	
cis-1,3-Dichloropropylene	**19.0**	0.50	ug/L	20.0		94.9	66-130	29.6	30	
trans-1,3-Dichloropropylene	**18.2**	0.50	ug/L	20.0		91.2	78-130	25.5	30	
1,1-Dichloropropylene	**21.9**	0.50	ug/L	20.0		110	76-132	17.3	30	
Diisopropyl ether (DIPE)	**23.1**	2.0	ug/L	20.0		115	52-138	17.4	30	
Ethylbenzene	**22.5**	0.50	ug/L	20.0		112	86-128	14.8	30	
Ethyl-tert-Butyl Ether (ETBE)	**21.7**	2.0	ug/L	20.0		108	64-137	16.9	30	
Hexachlorobutadiene	**21.2**	1.0	ug/L	20.0		106	70-130	15.0	30	
2-Hexanone (MBK)	**19.8**	10	ug/L	20.0		98.8	52-141	15.4	30	
Isopropylbenzene	**23.2**	0.50	ug/L	20.0		116	70-130	14.3	30	
4-Isopropyltoluene	**22.7**	1.0	ug/L	20.0		114	83-149	13.0	30	
Methyl-tert-Butyl Ether (MTBE)	**42.5**	1.2	ug/L	40.0		106	56-150	17.2	30	
Methylene Chloride	**21.0**	5.0	ug/L	20.0		105	70-130	18.5	30	
4-Methyl-2-pentanone (MIBK)	**20.9**	10	ug/L	20.0		104	60-148	16.4	30	
Naphthalene	**25.5**	2.0	ug/L	20.0		128	70-130	10.1	30	

Viorel Vasile
Operations Manager

LABORATORY ANALYSIS RESULTS

Client: The Source Group, Inc. (SH)
Project No: 04-NDLA-013
Project Name: DFSP Norwalk GW Sampling

AA Project No: A5334718
Date Received: 11/01/22
Date Reported: 11/18/22

Analyte	Result	Reporting Limit	Units	Spike Level	Source Result	%REC	%REC Limits	RPD	RPD Limit	Notes
VOCs & OXYGENATES by GC/MS - Quality Control										
Batch B2K0304 - EPA 5030B										
Matrix Spike Dup (B2K0304-MSD1) Continued				**Source: 2K01011-02**		Prepared & Analyzed: 11/03/22				
n-Propylbenzene	**23.2**	0.50	ug/L	20.0		116	70-130	14.4	30	
Styrene	**22.3**	0.50	ug/L	20.0		111	65-141	12.5	30	
1,1,1,2-Tetrachloroethane	**21.2**	0.50	ug/L	20.0		106	70-130	14.4	30	
1,1,2,2-Tetrachloroethane	**23.0**	0.50	ug/L	20.0		115	62-134	8.82	30	
Tetrachloroethylene (PCE)	**21.0**	0.50	ug/L	20.0		105	70-130	14.2	30	
Toluene	**21.6**	0.50	ug/L	20.0		108	81-123	15.1	30	
1,2,3-Trichlorobenzene	**22.3**	0.50	ug/L	20.0		112	73-144	13.6	30	
1,2,4-Trichlorobenzene	**22.5**	0.50	ug/L	20.0		112	80-137	13.2	30	
1,1,1-Trichloroethane	**19.8**	0.50	ug/L	20.0		99.0	62-164	21.0	30	
1,1,2-Trichloroethane	**22.4**	0.50	ug/L	20.0		112	76-122	11.5	30	
Trichloroethylene (TCE)	**20.7**	0.50	ug/L	20.0		103	72-136	19.9	30	
Trichlorofluoromethane (R11)	**16.6**	0.50	ug/L	20.0		82.8	59-144	21.4	30	
1,2,3-Trichloropropane	**21.0**	0.50	ug/L	20.0		105	69-135	7.60	30	
1,1,2-Trichloro-1,2,2-trifluoroethane (R113)	**20.5**	0.50	ug/L	20.0		102	62-126	19.3	30	
1,3,5-Trimethylbenzene	**22.8**	0.50	ug/L	20.0		114	70-130	13.5	30	
1,2,4-Trimethylbenzene	**22.7**	0.50	ug/L	20.0		113	89-134	12.3	30	
Vinyl chloride	**20.3**	0.50	ug/L	20.0		102	54-150	2.19	30	
o-Xylene	**22.8**	0.50	ug/L	20.0		114	70-130	14.2	30	
m,p-Xylenes	**44.5**	1.0	ug/L	40.0		111	70-130	15.1	30	
Surrogate: 4-Bromofluorobenzene	*49.6*		*ug/L*	*50.0*		*99.3*	*80-129*			
Surrogate: Dibromofluoromethane	*53.9*		*ug/L*	*50.0*		*108*	*68-137*			
Surrogate: Toluene-d8	*50.6*		*ug/L*	*50.0*		*101*	*83-134*			
Diesel Range Organics by GC/FID - Quality Control										
Batch B2K0224 - EPA 3510C										
Blank (B2K0224-BLK1)					Prepared: 11/02/22	Analyzed: 11/03/22				
Diesel Range Organics as Diesel	<0.10	0.10	mg/L							
Surrogate: o-Terphenyl	*0.0390*		*mg/L*	*0.0400*		*97.6*	*50-150*			
LCS (B2K0224-BS1)					Prepared: 11/02/22	Analyzed: 11/03/22				

Viorel Vasile
Operations Manager

LABORATORY ANALYSIS RESULTS

Client: The Source Group, Inc. (SH)
Project No: 04-NDLA-013
Project Name: DFSP Norwalk GW Sampling

AA Project No: A5334718
Date Received: 11/01/22
Date Reported: 11/18/22

Analyte	Result	Reporting Limit	Units	Spike Level	Source Result	%REC	%REC Limits	RPD	RPD Limit	Notes
Diesel Range Organics by GC/FID - Quality Control										
Batch B2K0224 - EPA 3510C										
LCS (B2K0224-BS1) Continued				Prepared: 11/02/22 Analyzed: 11/03/22						
Diesel Range Organics as Diesel	**0.600**	0.10	mg/L	0.800		75.0	36-132			
Surrogate: o-Terphenyl	*0.0392*		*mg/L*	*0.0400*		*98.0*	*50-150*			
Gasoline Range Organics by GC/FID - Quality Control										
*Batch B2K0301 - *** DEFAULT PREP ****										
Blank (B2K0301-BLK1)				Prepared & Analyzed: 11/03/22						
Gasoline Range Organics (GRO)	<100	100	ug/L							
Surrogate: a,a,a-Trifluorotoluene	*47.5*		*ug/L*	*50.0*		*95.0*	*80-120*			
LCS (B2K0301-BS1)				Prepared & Analyzed: 11/03/22						
Gasoline Range Organics (GRO)	**489**	100	ug/L	500		97.7	75-125		30	
Surrogate: a,a,a-Trifluorotoluene	*52.3*		*ug/L*	*50.0*		*105*	*80-120*			
LCS Dup (B2K0301-BSD1)				Prepared & Analyzed: 11/03/22						
Gasoline Range Organics (GRO)	**580**	100	ug/L	500		116	75-125	17.1	30	
Surrogate: a,a,a-Trifluorotoluene	*55.4*		*ug/L*	*50.0*		*111*	*80-120*			
Matrix Spike (B2K0301-MS1)			**Source: 2K01012-12**	Prepared & Analyzed: 11/03/22						
Gasoline Range Organics (GRO)	**535**	100	ug/L	500	<100	107	70-130		30	
Surrogate: a,a,a-Trifluorotoluene	*57.0*		*ug/L*	*50.0*		*114*	*80-120*			
Matrix Spike Dup (B2K0301-MSD1)			**Source: 2K01012-12**	Prepared & Analyzed: 11/03/22						
Gasoline Range Organics (GRO)	**526**	100	ug/L	500	<100	105	70-130	1.80	30	
Surrogate: a,a,a-Trifluorotoluene	*54.6*		*ug/L*	*50.0*		*109*	*80-120*			

Viorel Vasile
Operations Manager

LABORATORY ANALYSIS RESULTS

Client:	The Source Group, Inc. (SH)	**AA Project No:**	A5334718
Project No:	04-NDLA-013	**Date Received:**	11/01/22
Project Name:	DFSP Norwalk GW Sampling	**Date Reported:**	11/18/22

Special Notes

[1] = **QL-02** : The recovery for this analyte is outside of the acceptance control limits for the LCS. The data was validated based on the acceptable recovery for this analyte in the LCSD.

[2] = **QL-03** : The recovery for this analyte is outside of the acceptance control limits for the LCSD. The data was validated based on the acceptable recovery for this analyte in the LCS.

[3] = **QL-07** : The recovery for this analyte in the LCS and LCSD is marginally below the lower control limit, therefore the reported concentration for this analyte may be biased low.

[4] = **QM-07** : The spike recovery was outside acceptance limits for the MS and/or MSD. The batch was accepted based on acceptable LCS or LCSD recovery.

[5] = **QR-02** : The RPD result exceeded the QC control limits; however, both percent recoveries were acceptable. Sample results for the QC batch were accepted based on percent recoveries and completeness of QC data.

Viorel Vasile
Operations Manager

AMERICAN ANALYTICS CHAIN-OF-CUSTODY RECORD

9765 ETON AVE., CHATSWORTH, CA 91311
Tel: 818-998-5547 FAX: 818-998-7258

A.A. COC No.: 25611
20201312
Page 1 of 1

Client:	APEX	Project Name / No.:	DFSP Norwalk	Sampler's Name:	David Webber
Project Manager:	DAN SWENSSON	Site Address:	15306 Norwalk	Sampler's Signature:	[signature]
Phone:	562-597-1055	City:	Norwalk	P.O. No.:	—
Fax:	562-597-1070	State & Zip:	90650	Quote No.:	—

TAT Turnaround Codes **

1 = Same Day Rush
2 = 24 Hour Rush
3 = 48 Hour Rush
4 = 72 Hour Rush
5 = 5 Day Rush
X = 10 Working Days (Standard TAT)

ANALYSIS REQUESTED (Test Name)

Please enter the TAT Turnaround Codes ** below

Client I.D.	A.A. I.D.	Date	Time	Sample Matrix	No. of Cont	8260B	8015M D	8015TPH-G								Special Instructions
QCTB-1	2K01012 -01	11-1-22	6:00	GW	2	X										
MW-16	-02	11-1-22	8:20	GW	6	X	X	X								
EXP-1	-03	11-1-22	9:02	GW	6	X	X	X								
MW-17	-04	11-1-22	9:35	GW	6	X	X	X								
DUP-2	-05	11-1-22	xxxx	GW	6	X	X	X								
GMW-61	-06	11-1-22	10:12	GW	6	X	X	X								
GMW-66R	-07	11-1-22	10:45	GW	6	X	X	X								
GMW-60	-08	11-1-22	11:20	GW	6	X	X	X								
GMW-58	-09	11-1-22	12:4	GW	6	X	X	X								
GMW-48	-10	11-1-22	12:40	GW	6	X	X	X								
TF-20R	-11	11-1-22	1:20	GW	6	X	X	X								
GMW-35R	-12	11-1-22	2:02	GW	6	X	X	X								
QCEB-1	-13	11-1-22	2:10	GW	3	X	X	[illegible]								22 NOV 1 17:01

For Laboratory Use

REVIEWED
Date 11/2/22 Time 0515
TAT N Days Sign: [signature]

A.A. Project No.: A53321718/2K01012

Relinquished by	Date	Time	Received by
[signature]	x 11-1-22	x 1430	x [signature]
[signature]	11/1/22	17:01	[signature]

Note: By relinquishing samples to American Analytics, client agrees to pay for the services requested on this chain of custody form and any additional client-requested analyses performed on this project. Payment for services is due within 30 days from the date of invoice. Sample(s) will be disposed of after 45 days following the submittal of the sample(s) to American Analytics.

AMERICAN ANALYTICS

9765 Eton Avenue
Chatsworth
California 91311
Tel: (818) 998-5547
Fax: (818) 998-7258

November 21, 2022

Neil Irish

The Source Group, Inc. (SH)

1962 Freeman Ave.

Signal Hill, CA 90755

Re : DFSP Norwalk GW Sampling / 04-NDLA-013

A5334720 / 2K02014

Enclosed is an analytical report for the above-referenced project. The samples included in this report were received on 11/02/22 16:10 and analyzed in accordance with the attached chain-of-custody.

Unless otherwise noted, all analytical testing was accomplished in accordance with the guidelines established in our Quality Assurance Program Manual, applicable standard operating procedures, and other related documentation. The results in this analytical report are limited to the samples tested and any reproduction thereof must be made in its entirety.

If you have any questions regarding this report or require additional information please call me at American Analytics.

Sincerely,

Viorel Vasile

Operations Manager

LABORATORY ANALYSIS RESULTS

Client: The Source Group, Inc. (SH)
Project No: 04-NDLA-013
Project Name: DFSP Norwalk GW Sampling

AA Project No: A5334720
Date Received: 11/02/22
Date Reported: 11/21/22

Sample ID	Laboratory ID	Matrix	TAT	Date Sampled	Date Received
8260B+OXY+TPHG					
QCTB-1	2K02014-01	Water	5	11/02/22 06:00	11/02/22 16:10
QCEB-1	2K02014-13	Water	5	11/02/22 13:45	11/02/22 16:10
8260B+OXYGENATES					
GMW-42	2K02014-02	Water	5	11/02/22 08:15	11/02/22 16:10
GMW-17R	2K02014-03	Water	5	11/02/22 08:57	11/02/22 16:10
DUP-3	2K02014-04	Water	5	11/02/22 00:00	11/02/22 16:10
TF-9R	2K02014-05	Water	5	11/02/22 09:35	11/02/22 16:10
MW-26	2K02014-06	Water	5	11/02/22 10:12	11/02/22 16:10
MW-22(MID)	2K02014-07	Water	5	11/02/22 10:50	11/02/22 16:10
GW-13	2K02014-08	Water	5	11/02/22 11:30	11/02/22 16:10
GW-3	2K02014-09	Water	5	11/02/22 12:05	11/02/22 16:10
MW-24	2K02014-10	Water	5	11/02/22 12:40	11/02/22 16:10
GW-6	2K02014-11	Water	5	11/02/22 13:12	11/02/22 16:10
GMW-21	2K02014-12	Water	5	11/02/22 13:40	11/02/22 16:10
Diesel Range Organics 8015M					
GMW-42	2K02014-02	Water	5	11/02/22 08:15	11/02/22 16:10
GMW-17R	2K02014-03	Water	5	11/02/22 08:57	11/02/22 16:10
DUP-3	2K02014-04	Water	5	11/02/22 00:00	11/02/22 16:10

Viorel Vasile
Operations Manager

LABORATORY ANALYSIS RESULTS

Client: The Source Group, Inc. (SH)
Project No: 04-NDLA-013
Project Name: DFSP Norwalk GW Sampling

AA Project No: A5334720
Date Received: 11/02/22
Date Reported: 11/21/22

Sample ID	Laboratory ID	Matrix	TAT	Date Sampled	Date Received
TF-9R	2K02014-05	Water	5	11/02/22 09:35	11/02/22 16:10
MW-26	2K02014-06	Water	5	11/02/22 10:12	11/02/22 16:10
MW-22(MID)	2K02014-07	Water	5	11/02/22 10:50	11/02/22 16:10
GW-13	2K02014-08	Water	5	11/02/22 11:30	11/02/22 16:10
GW-3	2K02014-09	Water	5	11/02/22 12:05	11/02/22 16:10
MW-24	2K02014-10	Water	5	11/02/22 12:40	11/02/22 16:10
GW-6	2K02014-11	Water	5	11/02/22 13:12	11/02/22 16:10
GMW-21	2K02014-12	Water	5	11/02/22 13:40	11/02/22 16:10
QCEB-1	2K02014-13	Water	5	11/02/22 13:45	11/02/22 16:10
Gasoline Range Organics 8015M					
GMW-42	2K02014-02	Water	5	11/02/22 08:15	11/02/22 16:10
GMW-17R	2K02014-03	Water	5	11/02/22 08:57	11/02/22 16:10
DUP-3	2K02014-04	Water	5	11/02/22 00:00	11/02/22 16:10
TF-9R	2K02014-05	Water	5	11/02/22 09:35	11/02/22 16:10
MW-26	2K02014-06	Water	5	11/02/22 10:12	11/02/22 16:10
MW-22(MID)	2K02014-07	Water	5	11/02/22 10:50	11/02/22 16:10
GW-13	2K02014-08	Water	5	11/02/22 11:30	11/02/22 16:10
GW-3	2K02014-09	Water	5	11/02/22 12:05	11/02/22 16:10
MW-24	2K02014-10	Water	5	11/02/22 12:40	11/02/22 16:10
GW-6	2K02014-11	Water	5	11/02/22 13:12	11/02/22 16:10

Viorel Vasile
Operations Manager

LABORATORY ANALYSIS RESULTS

Client: The Source Group, Inc. (SH)
Project No: 04-NDLA-013
Project Name: DFSP Norwalk GW Sampling

AA Project No: A5334720
Date Received: 11/02/22
Date Reported: 11/21/22

Sample ID	Laboratory ID	Matrix	TAT	Date Sampled	Date Received
GMW-21	2K02014-12	Water	5	11/02/22 13:40	11/02/22 16:10

Viorel Vasile
Operations Manager

LABORATORY ANALYSIS RESULTS

Client:	The Source Group, Inc. (SH)	**AA Project No:**	A5334720
Project No:	04-NDLA-013	**Date Received:**	11/02/22
Project Name:	DFSP Norwalk GW Sampling	**Date Reported:**	11/21/22
Method:	VOCs, OXY & TPH Gasoline by GC/MS	**Units:**	ug/L

Date Sampled:	11/02/22	11/02/22	
Date Prepared:	11/04/22	11/04/22	
Date Analyzed:	11/04/22	11/04/22	
AA ID No:	2K02014-01	2K02014-13	
Client ID No:	QCTB-1	QCEB-1	
Matrix:	Water	Water	
Dilution Factor:	1	1	MRL
8260B+OXY+TPHG (EPA 8260B)			
Acetone	<10	<10	10
tert-Amyl-Methyl Ether (TAME)	<2.0	<2.0	2.0
Benzene	<0.50	<0.50	0.50
Bromobenzene	<0.50	<0.50	0.50
Bromochloromethane	<0.50	<0.50	0.50
Bromodichloromethane	<0.50	<0.50	0.50
Bromoform	<0.50	<0.50	0.50
Bromomethane	<0.50	<0.50	0.50
2-Butanone (MEK)	<10	<10	10
tert-Butyl Alcohol (TBA)	<10	<10	10
sec-Butylbenzene	<0.50	<0.50	0.50
tert-Butylbenzene	<0.50	<0.50	0.50
n-Butylbenzene	<0.50	<0.50	0.50
Carbon Disulfide	<0.50	<0.50	0.50
Carbon Tetrachloride	<0.50	<0.50	0.50
Chlorobenzene	<0.50	<0.50	0.50
Chloroethane	<0.50	<0.50	0.50
Chloroform	<0.50	<0.50	0.50
Chloromethane	<0.50	<0.50	0.50
2-Chlorotoluene	<0.50	<0.50	0.50
4-Chlorotoluene	<0.50	<0.50	0.50
1,2-Dibromo-3-chloropropane	<1.0	<1.0	1.0
Dibromochloromethane	<0.50	<0.50	0.50
1,2-Dibromoethane (EDB)	<0.50	<0.50	0.50
Dibromomethane	<0.50	<0.50	0.50
1,3-Dichlorobenzene	<0.50	<0.50	0.50
1,2-Dichlorobenzene	<0.50	<0.50	0.50

Viorel Vasile
Operations Manager

LABORATORY ANALYSIS RESULTS

Client:	The Source Group, Inc. (SH)	**AA Project No:**	A5334720
Project No:	04-NDLA-013	**Date Received:**	11/02/22
Project Name:	DFSP Norwalk GW Sampling	**Date Reported:**	11/21/22
Method:	VOCs, OXY & TPH Gasoline by GC/MS	**Units:**	ug/L

Date Sampled:	11/02/22	11/02/22	
Date Prepared:	11/04/22	11/04/22	
Date Analyzed:	11/04/22	11/04/22	
AA ID No:	2K02014-01	2K02014-13	
Client ID No:	QCTB-1	QCEB-1	
Matrix:	Water	Water	
Dilution Factor:	1	1	MRL
8260B+OXY+TPHG (EPA 8260B) (continued)			
1,4-Dichlorobenzene	<0.50	<0.50	0.50
Dichlorodifluoromethane (R12)	<0.50	<0.50	0.50
1,1-Dichloroethane	<0.50	<0.50	0.50
1,2-Dichloroethane (EDC)	<0.50	<0.50	0.50
1,1-Dichloroethylene	<0.50	<0.50	0.50
trans-1,2-Dichloroethylene	<0.50	<0.50	0.50
cis-1,2-Dichloroethylene	<0.50	<0.50	0.50
1,2-Dichloropropane	<0.50	<0.50	0.50
2,2-Dichloropropane	<0.50	<0.50	0.50
1,3-Dichloropropane	<0.50	<0.50	0.50
cis-1,3-Dichloropropylene	<0.50	<0.50	0.50
trans-1,3-Dichloropropylene	<0.50	<0.50	0.50
1,1-Dichloropropylene	<0.50	<0.50	0.50
Diisopropyl ether (DIPE)	<2.0	<2.0	2.0
Ethylbenzene	<0.50	<0.50	0.50
Ethyl-tert-Butyl Ether (ETBE)	<2.0	<2.0	2.0
Gasoline Range Organics (GRO)	<100	<100	100
Hexachlorobutadiene	<1.0	<1.0	1.0
2-Hexanone (MBK)	<10	<10	10
Isopropylbenzene	<0.50	<0.50	0.50
4-Isopropyltoluene	<1.0	<1.0	1.0
Methyl-tert-Butyl Ether (MTBE)	<1.2	<1.2	1.2
Methylene Chloride	<5.0	<5.0	5.0
4-Methyl-2-pentanone (MIBK)	<10	<10	10
Naphthalene	<2.0	<2.0	2.0
n-Propylbenzene	<0.50	<0.50	0.50

Viorel Vasile
Operations Manager

LABORATORY ANALYSIS RESULTS

Client:	The Source Group, Inc. (SH)	**AA Project No:**	A5334720
Project No:	04-NDLA-013	**Date Received:**	11/02/22
Project Name:	DFSP Norwalk GW Sampling	**Date Reported:**	11/21/22
Method:	VOCs, OXY & TPH Gasoline by GC/MS	**Units:**	ug/L

Date Sampled:	11/02/22	11/02/22	
Date Prepared:	11/04/22	11/04/22	
Date Analyzed:	11/04/22	11/04/22	
AA ID No:	2K02014-01	2K02014-13	
Client ID No:	QCTB-1	QCEB-1	
Matrix:	Water	Water	
Dilution Factor:	1	1	MRL
8260B+OXY+TPHG (EPA 8260B) (continued)			
Styrene	<0.50	<0.50	0.50
1,1,1,2-Tetrachloroethane	<0.50	<0.50	0.50
1,1,2,2-Tetrachloroethane	<0.50	<0.50	0.50
Tetrachloroethylene (PCE)	<0.50	<0.50	0.50
Toluene	<0.50	<0.50	0.50
1,2,3-Trichlorobenzene	<0.50	<0.50	0.50
1,2,4-Trichlorobenzene	<0.50	<0.50	0.50
1,1,1-Trichloroethane	<0.50	<0.50	0.50
1,1,2-Trichloroethane	<0.50	<0.50	0.50
Trichloroethylene (TCE)	<0.50	<0.50	0.50
Trichlorofluoromethane (R11)	<0.50	<0.50	0.50
1,2,3-Trichloropropane	<0.50	<0.50	0.50
1,1,2-Trichloro-1,2,2-trifluoroethane (R113)	<0.50	<0.50	0.50
1,3,5-Trimethylbenzene	<0.50	<0.50	0.50
1,2,4-Trimethylbenzene	<0.50	<0.50	0.50
Vinyl chloride	<0.50	<0.50	0.50
o-Xylene	<0.50	<0.50	0.50
m,p-Xylenes	<1.0	<1.0	1.0
Surrogates			**%REC Limits**
4-Bromofluorobenzene	97%	96%	80-129
Dibromofluoromethane	125%	125%	68-137
Toluene-d8	98%	99%	83-134

Viorel Vasile
Operations Manager

LABORATORY ANALYSIS RESULTS

Client: The Source Group, Inc. (SH)
Project No: 04-NDLA-013
Project Name: DFSP Norwalk GW Sampling
Method: VOCs & OXYGENATES by GC/MS

AA Project No: A5334720
Date Received: 11/02/22
Date Reported: 11/21/22
Units: ug/L

Date Sampled:	11/02/22	11/02/22	11/02/22	11/02/22	
Date Prepared:	11/04/22	11/04/22	11/04/22	11/04/22	
Date Analyzed:	11/04/22	11/04/22	11/04/22	11/04/22	
AA ID No:	2K02014-02	2K02014-03	2K02014-04	2K02014-05	
Client ID No:	GMW-42	GMW-17R	DUP-3	TF-9R	
Matrix:	Water	Water	Water	Water	
Dilution Factor:	1	1	1	1	MRL
8260B+OXYGENATES (EPA 8260B)					
Acetone	**14**	<10	**10**	<10	10
tert-Amyl-Methyl Ether (TAME)	<2.0	<2.0	<2.0	<2.0	2.0
Benzene	<0.50	<0.50	<0.50	<0.50	0.50
Bromobenzene	<0.50	<0.50	<0.50	<0.50	0.50
Bromochloromethane	<0.50	<0.50	<0.50	<0.50	0.50
Bromodichloromethane	<0.50	<0.50	<0.50	<0.50	0.50
Bromoform	<0.50	<0.50	<0.50	<0.50	0.50
Bromomethane	<0.50	<0.50	<0.50	<0.50	0.50
2-Butanone (MEK)	<10	<10	<10	<10	10
tert-Butyl Alcohol (TBA)	<10	<10	<10	<10	10
sec-Butylbenzene	<0.50	<0.50	<0.50	<0.50	0.50
tert-Butylbenzene	<0.50	<0.50	<0.50	<0.50	0.50
n-Butylbenzene	<0.50	<0.50	<0.50	<0.50	0.50
Carbon Disulfide	<0.50	<0.50	<0.50	<0.50	0.50
Carbon Tetrachloride	<0.50	<0.50	<0.50	<0.50	0.50
Chlorobenzene	<0.50	<0.50	<0.50	<0.50	0.50
Chloroethane	<0.50	<0.50	<0.50	<0.50	0.50
Chloroform	<0.50	<0.50	<0.50	<0.50	0.50
Chloromethane	<0.50	<0.50	<0.50	<0.50	0.50
2-Chlorotoluene	<0.50	<0.50	<0.50	<0.50	0.50
4-Chlorotoluene	<0.50	<0.50	<0.50	<0.50	0.50
1,2-Dibromo-3-chloropropane	<1.0	<1.0	<1.0	<1.0	1.0
Dibromochloromethane	<0.50	<0.50	<0.50	<0.50	0.50
1,2-Dibromoethane (EDB)	<0.50	<0.50	<0.50	<0.50	0.50
Dibromomethane	<0.50	<0.50	<0.50	<0.50	0.50
1,3-Dichlorobenzene	<0.50	<0.50	<0.50	<0.50	0.50
1,2-Dichlorobenzene	<0.50	<0.50	<0.50	<0.50	0.50

Viorel Vasile
Operations Manager

LABORATORY ANALYSIS RESULTS

Client: The Source Group, Inc. (SH)
Project No: 04-NDLA-013
Project Name: DFSP Norwalk GW Sampling
Method: VOCs & OXYGENATES by GC/MS

AA Project No: A5334720
Date Received: 11/02/22
Date Reported: 11/21/22
Units: ug/L

Date Sampled:	11/02/22	11/02/22	11/02/22	11/02/22	
Date Prepared:	11/04/22	11/04/22	11/04/22	11/04/22	
Date Analyzed:	11/04/22	11/04/22	11/04/22	11/04/22	
AA ID No:	2K02014-02	2K02014-03	2K02014-04	2K02014-05	
Client ID No:	GMW-42	GMW-17R	DUP-3	TF-9R	
Matrix:	Water	Water	Water	Water	
Dilution Factor:	1	1	1	1	MRL
8260B+OXYGENATES (EPA 8260B) (continued)					
1,4-Dichlorobenzene	<0.50	<0.50	<0.50	<0.50	0.50
Dichlorodifluoromethane (R12)	<0.50	<0.50	<0.50	<0.50	0.50
1,1-Dichloroethane	<0.50	<0.50	<0.50	<0.50	0.50
1,2-Dichloroethane (EDC)	<0.50	<0.50	<0.50	<0.50	0.50
1,1-Dichloroethylene	<0.50	<0.50	<0.50	<0.50	0.50
trans-1,2-Dichloroethylene	<0.50	<0.50	<0.50	<0.50	0.50
cis-1,2-Dichloroethylene	<0.50	<0.50	<0.50	<0.50	0.50
1,2-Dichloropropane	<0.50	<0.50	<0.50	<0.50	0.50
2,2-Dichloropropane	<0.50	<0.50	<0.50	<0.50	0.50
1,3-Dichloropropane	<0.50	<0.50	<0.50	<0.50	0.50
cis-1,3-Dichloropropylene	<0.50	<0.50	<0.50	<0.50	0.50
trans-1,3-Dichloropropylene	<0.50	<0.50	<0.50	<0.50	0.50
1,1-Dichloropropylene	<0.50	<0.50	<0.50	<0.50	0.50
Diisopropyl ether (DIPE)	<2.0	<2.0	<2.0	<2.0	2.0
Ethylbenzene	<0.50	<0.50	<0.50	<0.50	0.50
Ethyl-tert-Butyl Ether (ETBE)	<2.0	<2.0	<2.0	<2.0	2.0
Hexachlorobutadiene	<1.0	<1.0	<1.0	<1.0	1.0
2-Hexanone (MBK)	<10	<10	<10	<10	10
Isopropylbenzene	<0.50	<0.50	<0.50	<0.50	0.50
4-Isopropyltoluene	<1.0	<1.0	<1.0	<1.0	1.0
Methyl-tert-Butyl Ether (MTBE)	<1.2	<1.2	<1.2	<1.2	1.2
Methylene Chloride	<5.0	<5.0	<5.0	<5.0	5.0
4-Methyl-2-pentanone (MIBK)	<10	<10	<10	<10	10
Naphthalene	<2.0	<2.0	<2.0	<2.0	2.0
n-Propylbenzene	<0.50	<0.50	<0.50	<0.50	0.50
Styrene	<0.50	<0.50	<0.50	<0.50	0.50
1,1,1,2-Tetrachloroethane	<0.50	<0.50	<0.50	<0.50	0.50

Viorel Vasile
Operations Manager

LABORATORY ANALYSIS RESULTS

Client:	The Source Group, Inc. (SH)	**AA Project No:**	A5334720
Project No:	04-NDLA-013	**Date Received:**	11/02/22
Project Name:	DFSP Norwalk GW Sampling	**Date Reported:**	11/21/22
Method:	VOCs & OXYGENATES by GC/MS	**Units:**	ug/L

Date Sampled:	11/02/22	11/02/22	11/02/22	11/02/22	
Date Prepared:	11/04/22	11/04/22	11/04/22	11/04/22	
Date Analyzed:	11/04/22	11/04/22	11/04/22	11/04/22	
AA ID No:	2K02014-02	2K02014-03	2K02014-04	2K02014-05	
Client ID No:	GMW-42	GMW-17R	DUP-3	TF-9R	
Matrix:	Water	Water	Water	Water	
Dilution Factor:	1	1	1	1	MRL
8260B+OXYGENATES (EPA 8260B) (continued)					
1,1,2,2-Tetrachloroethane	<0.50	<0.50	<0.50	<0.50	0.50
Tetrachloroethylene (PCE)	<0.50	<0.50	<0.50	<0.50	0.50
Toluene	<0.50	<0.50	<0.50	<0.50	0.50
1,2,3-Trichlorobenzene	<0.50	<0.50	<0.50	<0.50	0.50
1,2,4-Trichlorobenzene	<0.50	<0.50	<0.50	<0.50	0.50
1,1,1-Trichloroethane	<0.50	<0.50	<0.50	<0.50	0.50
1,1,2-Trichloroethane	<0.50	<0.50	<0.50	<0.50	0.50
Trichloroethylene (TCE)	<0.50	<0.50	<0.50	<0.50	0.50
Trichlorofluoromethane (R11)	<0.50	<0.50	<0.50	<0.50	0.50
1,2,3-Trichloropropane	<0.50	<0.50	<0.50	<0.50	0.50
1,1,2-Trichloro-1,2,2-trifluoroethane (R113)	<0.50	<0.50	<0.50	<0.50	0.50
1,3,5-Trimethylbenzene	<0.50	<0.50	<0.50	<0.50	0.50
1,2,4-Trimethylbenzene	<0.50	<0.50	<0.50	<0.50	0.50
Vinyl chloride	<0.50	<0.50	<0.50	<0.50	0.50
o-Xylene	<0.50	<0.50	<0.50	<0.50	0.50
m,p-Xylenes	<1.0	<1.0	<1.0	<1.0	1.0
Surrogates					**%REC Limits**
4-Bromofluorobenzene	96%	96%	97%	97%	80-129
Dibromofluoromethane	123%	126%	125%	122%	68-137
Toluene-d8	99%	97%	99%	98%	83-134

Viorel Vasile
Operations Manager

LABORATORY ANALYSIS RESULTS

Client: The Source Group, Inc. (SH)
Project No: 04-NDLA-013
Project Name: DFSP Norwalk GW Sampling
Method: VOCs & OXYGENATES by GC/MS

AA Project No: A5334720
Date Received: 11/02/22
Date Reported: 11/21/22
Units: ug/L

Date Sampled:	11/02/22	11/02/22	11/02/22	11/02/22	
Date Prepared:	11/04/22	11/04/22	11/04/22	11/04/22	
Date Analyzed:	11/04/22	11/04/22	11/04/22	11/04/22	
AA ID No:	2K02014-06	2K02014-07	2K02014-08	2K02014-09	
Client ID No:	MW-26	MW-22(MID)	GW-13	GW-3	
Matrix:	Water	Water	Water	Water	
Dilution Factor:	1	1	1	1	MRL
8260B+OXYGENATES (EPA 8260B)					
Acetone	<10	**11**	<10	**11**	10
tert-Amyl-Methyl Ether (TAME)	<2.0	<2.0	<2.0	<2.0	2.0
Benzene	<0.50	<0.50	<0.50	<0.50	0.50
Bromobenzene	<0.50	<0.50	<0.50	<0.50	0.50
Bromochloromethane	<0.50	<0.50	<0.50	<0.50	0.50
Bromodichloromethane	<0.50	<0.50	<0.50	<0.50	0.50
Bromoform	<0.50	<0.50	<0.50	<0.50	0.50
Bromomethane	<0.50	<0.50	<0.50	<0.50	0.50
2-Butanone (MEK)	<10	<10	<10	<10	10
tert-Butyl Alcohol (TBA)	<10	**20**	<10	<10	10
sec-Butylbenzene	<0.50	<0.50	<0.50	<0.50	0.50
tert-Butylbenzene	<0.50	<0.50	<0.50	<0.50	0.50
n-Butylbenzene	<0.50	<0.50	<0.50	<0.50	0.50
Carbon Disulfide	<0.50	<0.50	**0.92**	<0.50	0.50
Carbon Tetrachloride	<0.50	<0.50	<0.50	<0.50	0.50
Chlorobenzene	<0.50	<0.50	<0.50	<0.50	0.50
Chloroethane	<0.50	<0.50	<0.50	<0.50	0.50
Chloroform	<0.50	<0.50	<0.50	<0.50	0.50
Chloromethane	<0.50	<0.50	<0.50	<0.50	0.50
2-Chlorotoluene	<0.50	<0.50	<0.50	<0.50	0.50
4-Chlorotoluene	<0.50	<0.50	<0.50	<0.50	0.50
1,2-Dibromo-3-chloropropane	<1.0	<1.0	<1.0	<1.0	1.0
Dibromochloromethane	<0.50	<0.50	<0.50	<0.50	0.50
1,2-Dibromoethane (EDB)	<0.50	<0.50	<0.50	<0.50	0.50
Dibromomethane	<0.50	<0.50	<0.50	<0.50	0.50
1,3-Dichlorobenzene	<0.50	<0.50	<0.50	<0.50	0.50
1,2-Dichlorobenzene	<0.50	<0.50	<0.50	<0.50	0.50

Viorel Vasile
Operations Manager

LABORATORY ANALYSIS RESULTS

Client: The Source Group, Inc. (SH)
Project No: 04-NDLA-013
Project Name: DFSP Norwalk GW Sampling
Method: VOCs & OXYGENATES by GC/MS

AA Project No: A5334720
Date Received: 11/02/22
Date Reported: 11/21/22
Units: ug/L

Date Sampled:	11/02/22	11/02/22	11/02/22	11/02/22	
Date Prepared:	11/04/22	11/04/22	11/04/22	11/04/22	
Date Analyzed:	11/04/22	11/04/22	11/04/22	11/04/22	
AA ID No:	2K02014-06	2K02014-07	2K02014-08	2K02014-09	
Client ID No:	MW-26	MW-22(MID)	GW-13	GW-3	
Matrix:	Water	Water	Water	Water	
Dilution Factor:	1	1	1	1	MRL
8260B+OXYGENATES (EPA 8260B) (continued)					
1,4-Dichlorobenzene	<0.50	<0.50	<0.50	<0.50	0.50
Dichlorodifluoromethane (R12)	<0.50	<0.50	<0.50	<0.50	0.50
1,1-Dichloroethane	<0.50	<0.50	<0.50	<0.50	0.50
1,2-Dichloroethane (EDC)	<0.50	<0.50	<0.50	<0.50	0.50
1,1-Dichloroethylene	<0.50	<0.50	<0.50	<0.50	0.50
trans-1,2-Dichloroethylene	<0.50	<0.50	<0.50	<0.50	0.50
cis-1,2-Dichloroethylene	<0.50	<0.50	<0.50	<0.50	0.50
1,2-Dichloropropane	<0.50	<0.50	<0.50	<0.50	0.50
2,2-Dichloropropane	<0.50	<0.50	<0.50	<0.50	0.50
1,3-Dichloropropane	<0.50	<0.50	<0.50	<0.50	0.50
cis-1,3-Dichloropropylene	<0.50	<0.50	<0.50	<0.50	0.50
trans-1,3-Dichloropropylene	<0.50	<0.50	<0.50	<0.50	0.50
1,1-Dichloropropylene	<0.50	<0.50	<0.50	<0.50	0.50
Diisopropyl ether (DIPE)	<2.0	<2.0	<2.0	<2.0	2.0
Ethylbenzene	<0.50	<0.50	<0.50	<0.50	0.50
Ethyl-tert-Butyl Ether (ETBE)	<2.0	<2.0	<2.0	<2.0	2.0
Hexachlorobutadiene	<1.0	<1.0	<1.0	<1.0	1.0
2-Hexanone (MBK)	<10	<10	<10	<10	10
Isopropylbenzene	<0.50	<0.50	<0.50	<0.50	0.50
4-Isopropyltoluene	<1.0	<1.0	<1.0	<1.0	1.0
Methyl-tert-Butyl Ether (MTBE)	<1.2	**1.8**	<1.2	<1.2	1.2
Methylene Chloride	<5.0	<5.0	<5.0	<5.0	5.0
4-Methyl-2-pentanone (MIBK)	<10	<10	<10	<10	10
Naphthalene	<2.0	<2.0	<2.0	<2.0	2.0
n-Propylbenzene	<0.50	<0.50	<0.50	<0.50	0.50
Styrene	<0.50	<0.50	<0.50	<0.50	0.50
1,1,1,2-Tetrachloroethane	<0.50	<0.50	<0.50	<0.50	0.50

Viorel Vasile
Operations Manager

LABORATORY ANALYSIS RESULTS

Client: The Source Group, Inc. (SH)
Project No: 04-NDLA-013
Project Name: DFSP Norwalk GW Sampling
Method: VOCs & OXYGENATES by GC/MS

AA Project No: A5334720
Date Received: 11/02/22
Date Reported: 11/21/22
Units: ug/L

Date Sampled:	11/02/22	11/02/22	11/02/22	11/02/22	
Date Prepared:	11/04/22	11/04/22	11/04/22	11/04/22	
Date Analyzed:	11/04/22	11/04/22	11/04/22	11/04/22	
AA ID No:	2K02014-06	2K02014-07	2K02014-08	2K02014-09	
Client ID No:	MW-26	MW-22(MID)	GW-13	GW-3	
Matrix:	Water	Water	Water	Water	
Dilution Factor:	1	1	1	1	MRL
8260B+OXYGENATES (EPA 8260B) (continued)					
1,1,2,2-Tetrachloroethane	<0.50	<0.50	<0.50	<0.50	0.50
Tetrachloroethylene (PCE)	<0.50	<0.50	<0.50	<0.50	0.50
Toluene	<0.50	<0.50	<0.50	<0.50	0.50
1,2,3-Trichlorobenzene	<0.50	<0.50	<0.50	<0.50	0.50
1,2,4-Trichlorobenzene	<0.50	<0.50	<0.50	<0.50	0.50
1,1,1-Trichloroethane	<0.50	<0.50	<0.50	<0.50	0.50
1,1,2-Trichloroethane	<0.50	<0.50	<0.50	<0.50	0.50
Trichloroethylene (TCE)	<0.50	<0.50	<0.50	<0.50	0.50
Trichlorofluoromethane (R11)	<0.50	<0.50	<0.50	<0.50	0.50
1,2,3-Trichloropropane	<0.50	<0.50	<0.50	<0.50	0.50
1,1,2-Trichloro-1,2,2-trifluoroethane (R113)	<0.50	<0.50	<0.50	<0.50	0.50
1,3,5-Trimethylbenzene	<0.50	<0.50	<0.50	<0.50	0.50
1,2,4-Trimethylbenzene	<0.50	<0.50	<0.50	<0.50	0.50
Vinyl chloride	<0.50	<0.50	<0.50	<0.50	0.50
o-Xylene	<0.50	<0.50	<0.50	<0.50	0.50
m,p-Xylenes	<1.0	<1.0	<1.0	<1.0	1.0
Surrogates					**%REC Limits**
4-Bromofluorobenzene	96%	98%	94%	96%	80-129
Dibromofluoromethane	128%	126%	121%	126%	68-137
Toluene-d8	98%	98%	98%	99%	83-134

Viorel Vasile
Operations Manager

LABORATORY ANALYSIS RESULTS

Client:	The Source Group, Inc. (SH)	**AA Project No:**	A5334720
Project No:	04-NDLA-013	**Date Received:**	11/02/22
Project Name:	DFSP Norwalk GW Sampling	**Date Reported:**	11/21/22
Method:	VOCs & OXYGENATES by GC/MS	**Units:**	ug/L

Date Sampled:	11/02/22	11/02/22	11/02/22	
Date Prepared:	11/04/22	11/04/22	11/04/22	
Date Analyzed:	11/04/22	11/04/22	11/04/22	
AA ID No:	2K02014-10	2K02014-11	2K02014-12	
Client ID No:	MW-24	GW-6	GMW-21	
Matrix:	Water	Water	Water	
Dilution Factor:	1	1	1	MRL
8260B+OXYGENATES (EPA 8260B)				
Acetone	<10	<10	<10	10
tert-Amyl-Methyl Ether (TAME)	<2.0	<2.0	<2.0	2.0
Benzene	<0.50	<0.50	<0.50	0.50
Bromobenzene	<0.50	<0.50	<0.50	0.50
Bromochloromethane	<0.50	<0.50	<0.50	0.50
Bromodichloromethane	<0.50	<0.50	<0.50	0.50
Bromoform	<0.50	<0.50	<0.50	0.50
Bromomethane	<0.50	<0.50	<0.50	0.50
2-Butanone (MEK)	<10	<10	<10	10
tert-Butyl Alcohol (TBA)	<10	<10	<10	10
sec-Butylbenzene	<0.50	<0.50	<0.50	0.50
tert-Butylbenzene	<0.50	<0.50	<0.50	0.50
n-Butylbenzene	<0.50	<0.50	<0.50	0.50
Carbon Disulfide	<0.50	**0.61**	<0.50	0.50
Carbon Tetrachloride	<0.50	<0.50	<0.50	0.50
Chlorobenzene	<0.50	<0.50	<0.50	0.50
Chloroethane	<0.50	<0.50	<0.50	0.50
Chloroform	<0.50	<0.50	<0.50	0.50
Chloromethane	<0.50	<0.50	<0.50	0.50
2-Chlorotoluene	<0.50	<0.50	<0.50	0.50
4-Chlorotoluene	<0.50	<0.50	<0.50	0.50
1,2-Dibromo-3-chloropropane	<1.0	<1.0	<1.0	1.0
Dibromochloromethane	<0.50	<0.50	<0.50	0.50
1,2-Dibromoethane (EDB)	<0.50	<0.50	<0.50	0.50
Dibromomethane	<0.50	<0.50	<0.50	0.50
1,3-Dichlorobenzene	<0.50	<0.50	<0.50	0.50
1,2-Dichlorobenzene	<0.50	<0.50	<0.50	0.50

Viorel Vasile
Operations Manager

LABORATORY ANALYSIS RESULTS

Client: The Source Group, Inc. (SH)
Project No: 04-NDLA-013
Project Name: DFSP Norwalk GW Sampling
Method: VOCs & OXYGENATES by GC/MS

AA Project No: A5334720
Date Received: 11/02/22
Date Reported: 11/21/22
Units: ug/L

Date Sampled:	11/02/22	11/02/22	11/02/22	
Date Prepared:	11/04/22	11/04/22	11/04/22	
Date Analyzed:	11/04/22	11/04/22	11/04/22	
AA ID No:	2K02014-10	2K02014-11	2K02014-12	
Client ID No:	MW-24	GW-6	GMW-21	
Matrix:	Water	Water	Water	
Dilution Factor:	1	1	1	MRL
8260B+OXYGENATES (EPA 8260B) (continued)				
1,4-Dichlorobenzene	<0.50	<0.50	<0.50	0.50
Dichlorodifluoromethane (R12)	<0.50	<0.50	<0.50	0.50
1,1-Dichloroethane	<0.50	<0.50	<0.50	0.50
1,2-Dichloroethane (EDC)	<0.50	<0.50	<0.50	0.50
1,1-Dichloroethylene	<0.50	<0.50	<0.50	0.50
trans-1,2-Dichloroethylene	<0.50	<0.50	<0.50	0.50
cis-1,2-Dichloroethylene	<0.50	<0.50	<0.50	0.50
1,2-Dichloropropane	<0.50	<0.50	<0.50	0.50
2,2-Dichloropropane	<0.50	<0.50	<0.50	0.50
1,3-Dichloropropane	<0.50	<0.50	<0.50	0.50
cis-1,3-Dichloropropylene	<0.50	<0.50	<0.50	0.50
trans-1,3-Dichloropropylene	<0.50	<0.50	<0.50	0.50
1,1-Dichloropropylene	<0.50	<0.50	<0.50	0.50
Diisopropyl ether (DIPE)	<2.0	<2.0	<2.0	2.0
Ethylbenzene	<0.50	<0.50	<0.50	0.50
Ethyl-tert-Butyl Ether (ETBE)	<2.0	<2.0	<2.0	2.0
Hexachlorobutadiene	<1.0	<1.0	<1.0	1.0
2-Hexanone (MBK)	<10	<10	<10	10
Isopropylbenzene	<0.50	<0.50	<0.50	0.50
4-Isopropyltoluene	<1.0	<1.0	<1.0	1.0
Methyl-tert-Butyl Ether (MTBE)	<1.2	<1.2	<1.2	1.2
Methylene Chloride	<5.0	<5.0	<5.0	5.0
4-Methyl-2-pentanone (MIBK)	<10	<10	<10	10
Naphthalene	<2.0	<2.0	<2.0	2.0
n-Propylbenzene	<0.50	<0.50	<0.50	0.50
Styrene	<0.50	<0.50	<0.50	0.50
1,1,1,2-Tetrachloroethane	<0.50	<0.50	<0.50	0.50

Viorel Vasile
Operations Manager

LABORATORY ANALYSIS RESULTS

Client: The Source Group, Inc. (SH)
Project No: 04-NDLA-013
Project Name: DFSP Norwalk GW Sampling
Method: VOCs & OXYGENATES by GC/MS

AA Project No: A5334720
Date Received: 11/02/22
Date Reported: 11/21/22
Units: ug/L

Date Sampled:	11/02/22	11/02/22	11/02/22	
Date Prepared:	11/04/22	11/04/22	11/04/22	
Date Analyzed:	11/04/22	11/04/22	11/04/22	
AA ID No:	2K02014-10	2K02014-11	2K02014-12	
Client ID No:	MW-24	GW-6	GMW-21	
Matrix:	Water	Water	Water	
Dilution Factor:	1	1	1	MRL
8260B+OXYGENATES (EPA 8260B) (continued)				
1,1,2,2-Tetrachloroethane	<0.50	<0.50	<0.50	0.50
Tetrachloroethylene (PCE)	<0.50	<0.50	<0.50	0.50
Toluene	<0.50	<0.50	<0.50	0.50
1,2,3-Trichlorobenzene	<0.50	<0.50	<0.50	0.50
1,2,4-Trichlorobenzene	<0.50	<0.50	<0.50	0.50
1,1,1-Trichloroethane	<0.50	<0.50	<0.50	0.50
1,1,2-Trichloroethane	<0.50	<0.50	<0.50	0.50
Trichloroethylene (TCE)	<0.50	<0.50	<0.50	0.50
Trichlorofluoromethane (R11)	<0.50	<0.50	<0.50	0.50
1,2,3-Trichloropropane	<0.50	<0.50	<0.50	0.50
1,1,2-Trichloro-1,2,2-trifluoroethane (R113)	<0.50	<0.50	<0.50	0.50
1,3,5-Trimethylbenzene	<0.50	<0.50	<0.50	0.50
1,2,4-Trimethylbenzene	<0.50	<0.50	<0.50	0.50
Vinyl chloride	<0.50	<0.50	<0.50	0.50
o-Xylene	<0.50	<0.50	<0.50	0.50
m,p-Xylenes	<1.0	<1.0	<1.0	1.0
Surrogates				**%REC Limits**
4-Bromofluorobenzene	97%	97%	97%	80-129
Dibromofluoromethane	129%	132%	134%	68-137
Toluene-d8	99%	98%	98%	83-134

Viorel Vasile
Operations Manager

LABORATORY ANALYSIS RESULTS

Client: The Source Group, Inc. (SH)
Project No: 04-NDLA-013
Project Name: DFSP Norwalk GW Sampling
Method: Diesel Range Organics by GC/FID

AA Project No: A5334720
Date Received: 11/02/22
Date Reported: 11/21/22
Units: mg/L

Date Sampled:	11/02/22	11/02/22	11/02/22	11/02/22	
Date Prepared:	11/04/22	11/04/22	11/04/22	11/04/22	
Date Analyzed:	11/08/22	11/08/22	11/08/22	11/08/22	
AA ID No:	2K02014-02	2K02014-03	2K02014-04	2K02014-05	
Client ID No:	GMW-42	GMW-17R	DUP-3	TF-9R	
Matrix:	Water	Water	Water	Water	
Dilution Factor:	1	1	1	1	MRL
Diesel Range Organics 8015M (EPA 8015M)					
Diesel Range Organics as Diesel	<0.10	<0.10	<0.10	<0.10	0.10
Surrogates					**%REC Limits**
o-Terphenyl	113%	105%	26%	92%	50-150

Viorel Vasile
Operations Manager

LABORATORY ANALYSIS RESULTS

Client:	The Source Group, Inc. (SH)	**AA Project No:**	A5334720
Project No:	04-NDLA-013	**Date Received:**	11/02/22
Project Name:	DFSP Norwalk GW Sampling	**Date Reported:**	11/21/22
Method:	Diesel Range Organics by GC/FID	**Units:**	mg/L

Date Sampled:	11/02/22	11/02/22	11/02/22	11/02/22	
Date Prepared:	11/04/22	11/04/22	11/04/22	11/04/22	
Date Analyzed:	11/08/22	11/08/22	11/08/22	11/08/22	
AA ID No:	2K02014-06	2K02014-07	2K02014-08	2K02014-09	
Client ID No:	MW-26	MW-22(MID)	GW-13	GW-3	
Matrix:	Water	Water	Water	Water	
Dilution Factor:	1	1	1	1	MRL
Diesel Range Organics 8015M (EPA 8015M)					
Diesel Range Organics as Diesel	**0.11**	<0.10	<0.10	<0.10	0.10
Surrogates					**%REC Limits**
o-Terphenyl	95%	96%	89%	83%	50-150

Viorel Vasile
Operations Manager

LABORATORY ANALYSIS RESULTS

Client:	The Source Group, Inc. (SH)	**AA Project No:**	A5334720
Project No:	04-NDLA-013	**Date Received:**	11/02/22
Project Name:	DFSP Norwalk GW Sampling	**Date Reported:**	11/21/22
Method:	Diesel Range Organics by GC/FID	**Units:**	mg/L

Date Sampled:	11/02/22	11/02/22	11/02/22	11/02/22	
Date Prepared:	11/04/22	11/04/22	11/04/22	11/04/22	
Date Analyzed:	11/08/22	11/08/22	11/08/22	11/08/22	
AA ID No:	2K02014-10	2K02014-11	2K02014-12	2K02014-13	
Client ID No:	MW-24	GW-6	GMW-21	QCEB-1	
Matrix:	Water	Water	Water	Water	
Dilution Factor:	1	1	1	1	MRL
Diesel Range Organics 8015M (EPA 8015M)					
Diesel Range Organics as Diesel	<0.10	<0.10	<0.10	<0.10	0.10
Surrogates					**%REC Limits**
o-Terphenyl	109%	110%	79%	84%	50-150

Viorel Vasile
Operations Manager

LABORATORY ANALYSIS RESULTS

Client: The Source Group, Inc. (SH)
Project No: 04-NDLA-013
Project Name: DFSP Norwalk GW Sampling
Method: Gasoline Range Organics by GC/FID

AA Project No: A5334720
Date Received: 11/02/22
Date Reported: 11/21/22
Units: ug/L

Date Sampled:	11/02/22	11/02/22	11/02/22	11/02/22	
Date Prepared:	11/07/22	11/07/22	11/07/22	11/07/22	
Date Analyzed:	11/07/22	11/07/22	11/07/22	11/07/22	
AA ID No:	2K02014-02	2K02014-03	2K02014-04	2K02014-05	
Client ID No:	GMW-42	GMW-17R	DUP-3	TF-9R	
Matrix:	Water	Water	Water	Water	
Dilution Factor:	1	1	1	1	MRL
Gasoline Range Organics 8015M (EPA 8015M)					
Gasoline Range Organics (GRO)	<100	<100	<100	<100	100
Surrogates					**%REC Limits**
a,a,a-Trifluorotoluene	94%	98%	103%	101%	80-120

Viorel Vasile
Operations Manager

LABORATORY ANALYSIS RESULTS

Client: The Source Group, Inc. (SH)
Project No: 04-NDLA-013
Project Name: DFSP Norwalk GW Sampling
Method: Gasoline Range Organics by GC/FID

AA Project No: A5334720
Date Received: 11/02/22
Date Reported: 11/21/22
Units: ug/L

Date Sampled:	11/02/22	11/02/22	11/02/22	11/02/22	
Date Prepared:	11/07/22	11/07/22	11/07/22	11/07/22	
Date Analyzed:	11/07/22	11/07/22	11/07/22	11/07/22	
AA ID No:	2K02014-06	2K02014-07	2K02014-08	2K02014-09	
Client ID No:	MW-26	MW-22(MID)	GW-13	GW-3	
Matrix:	Water	Water	Water	Water	
Dilution Factor:	1	1	1	1	MRL
Gasoline Range Organics 8015M (EPA 8015M)					
Gasoline Range Organics (GRO)	<100	<100	<100	<100	100
Surrogates					**%REC Limits**
a,a,a-Trifluorotoluene	91%	108%	89%	105%	80-120

Viorel Vasile
Operations Manager

LABORATORY ANALYSIS RESULTS

Client: The Source Group, Inc. (SH)
Project No: 04-NDLA-013
Project Name: DFSP Norwalk GW Sampling
Method: Gasoline Range Organics by GC/FID

AA Project No: A5334720
Date Received: 11/02/22
Date Reported: 11/21/22
Units: ug/L

Date Sampled:	11/02/22	11/02/22	11/02/22	
Date Prepared:	11/07/22	11/07/22	11/07/22	
Date Analyzed:	11/07/22	11/07/22	11/07/22	
AA ID No:	2K02014-10	2K02014-11	2K02014-12	
Client ID No:	MW-24	GW-6	GMW-21	
Matrix:	Water	Water	Water	
Dilution Factor:	1	1	1	MRL
Gasoline Range Organics 8015M (EPA 8015M)				
Gasoline Range Organics (GRO)	<100	<100	<100	100
Surrogates				**%REC Limits**
a,a,a-Trifluorotoluene	92%	82%	84%	80-120

Viorel Vasile
Operations Manager

LABORATORY ANALYSIS RESULTS

Client: The Source Group, Inc. (SH)
Project No: 04-NDLA-013
Project Name: DFSP Norwalk GW Sampling

AA Project No: A5334720
Date Received: 11/02/22
Date Reported: 11/21/22

Analyte	Result	Reporting Limit	Units	Spike Level	Source Result	%REC	%REC Limits	RPD	RPD Limit	Notes
VOCs, OXY & TPH Gasoline by GC/MS - Quality Control										
Batch B2K0402 - EPA 5030B										
Blank (B2K0402-BLK1)				Prepared & Analyzed: 11/04/22						
Acetone	<10	10	ug/L							
tert-Amyl-Methyl Ether (TAME)	<2.0	2.0	ug/L							
Benzene	<0.50	0.50	ug/L							
Bromobenzene	<0.50	0.50	ug/L							
Bromochloromethane	<0.50	0.50	ug/L							
Bromodichloromethane	<0.50	0.50	ug/L							
Bromoform	<0.50	0.50	ug/L							
Bromomethane	<0.50	0.50	ug/L							
2-Butanone (MEK)	<10	10	ug/L							
tert-Butyl Alcohol (TBA)	<10	10	ug/L							
sec-Butylbenzene	<0.50	0.50	ug/L							
tert-Butylbenzene	<0.50	0.50	ug/L							
n-Butylbenzene	<0.50	0.50	ug/L							
Carbon Disulfide	<0.50	0.50	ug/L							
Carbon Tetrachloride	<0.50	0.50	ug/L							
Chlorobenzene	<0.50	0.50	ug/L							
Chloroethane	<0.50	0.50	ug/L							
Chloroform	<0.50	0.50	ug/L							
Chloromethane	<0.50	0.50	ug/L							
2-Chlorotoluene	<0.50	0.50	ug/L							
4-Chlorotoluene	<0.50	0.50	ug/L							
1,2-Dibromo-3-chloropropane	<1.0	1.0	ug/L							
Dibromochloromethane	<0.50	0.50	ug/L							
1,2-Dibromoethane (EDB)	<0.50	0.50	ug/L							
Dibromomethane	<0.50	0.50	ug/L							
1,3-Dichlorobenzene	<0.50	0.50	ug/L							
1,2-Dichlorobenzene	<0.50	0.50	ug/L							
1,4-Dichlorobenzene	<0.50	0.50	ug/L							
Dichlorodifluoromethane (R12)	<0.50	0.50	ug/L							
1,1-Dichloroethane	<0.50	0.50	ug/L							
1,2-Dichloroethane (EDC)	<0.50	0.50	ug/L							
1,1-Dichloroethylene	<0.50	0.50	ug/L							

Viorel Vasile
Operations Manager

LABORATORY ANALYSIS RESULTS

Client: The Source Group, Inc. (SH)
Project No: 04-NDLA-013
Project Name: DFSP Norwalk GW Sampling

AA Project No: A5334720
Date Received: 11/02/22
Date Reported: 11/21/22

Analyte	Result	Reporting Limit	Units	Spike Level	Source Result	%REC	%REC Limits	RPD	RPD Limit	Notes
VOCs, OXY & TPH Gasoline by GC/MS - Quality Control										
Batch B2K0402 - EPA 5030B										
Blank (B2K0402-BLK1) Continued				Prepared & Analyzed: 11/04/22						
trans-1,2-Dichloroethylene	<0.50	0.50	ug/L							
cis-1,2-Dichloroethylene	<0.50	0.50	ug/L							
1,2-Dichloropropane	<0.50	0.50	ug/L							
2,2-Dichloropropane	<0.50	0.50	ug/L							
1,3-Dichloropropane	<0.50	0.50	ug/L							
cis-1,3-Dichloropropylene	<0.50	0.50	ug/L							
trans-1,3-Dichloropropylene	<0.50	0.50	ug/L							
1,1-Dichloropropylene	<0.50	0.50	ug/L							
Diisopropyl ether (DIPE)	<2.0	2.0	ug/L							
Ethylbenzene	<0.50	0.50	ug/L							
Ethyl-tert-Butyl Ether (ETBE)	<2.0	2.0	ug/L							
Gasoline Range Organics (GRO)	<100	100	ug/L							
Hexachlorobutadiene	<1.0	1.0	ug/L							
2-Hexanone (MBK)	<10	10	ug/L							
Isopropylbenzene	<0.50	0.50	ug/L							
4-Isopropyltoluene	<1.0	1.0	ug/L							
Methyl-tert-Butyl Ether (MTBE)	<1.2	1.2	ug/L							
Methylene Chloride	<5.0	5.0	ug/L							
4-Methyl-2-pentanone (MIBK)	<10	10	ug/L							
Naphthalene	<2.0	2.0	ug/L							
n-Propylbenzene	<0.50	0.50	ug/L							
Styrene	<0.50	0.50	ug/L							
1,1,1,2-Tetrachloroethane	<0.50	0.50	ug/L							
1,1,2,2-Tetrachloroethane	<0.50	0.50	ug/L							
Tetrachloroethylene (PCE)	<0.50	0.50	ug/L							
Toluene	<0.50	0.50	ug/L							
1,2,3-Trichlorobenzene	<0.50	0.50	ug/L							
1,2,4-Trichlorobenzene	<0.50	0.50	ug/L							
1,1,1-Trichloroethane	<0.50	0.50	ug/L							
1,1,2-Trichloroethane	<0.50	0.50	ug/L							
Trichloroethylene (TCE)	<0.50	0.50	ug/L							
Trichlorofluoromethane (R11)	<0.50	0.50	ug/L							

Viorel Vasile
Operations Manager

LABORATORY ANALYSIS RESULTS

Client: The Source Group, Inc. (SH)
Project No: 04-NDLA-013
Project Name: DFSP Norwalk GW Sampling

AA Project No: A5334720
Date Received: 11/02/22
Date Reported: 11/21/22

Analyte	Result	Reporting Limit	Units	Spike Level	Source Result	%REC	%REC Limits	RPD	RPD Limit	Notes
VOCs, OXY & TPH Gasoline by GC/MS - Quality Control										
Batch B2K0402 - EPA 5030B										
Blank (B2K0402-BLK1) Continued				Prepared & Analyzed: 11/04/22						
1,2,3-Trichloropropane	<0.50	0.50	ug/L							
1,1,2-Trichloro-1,2,2-trifluoroethane (R113)	<0.50	0.50	ug/L							
1,3,5-Trimethylbenzene	<0.50	0.50	ug/L							
1,2,4-Trimethylbenzene	<0.50	0.50	ug/L							
Vinyl chloride	<0.50	0.50	ug/L							
o-Xylene	<0.50	0.50	ug/L							
m,p-Xylenes	<1.0	1.0	ug/L							
Surrogate: 4-Bromofluorobenzene	*49.3*		*ug/L*	*50.0*		*98.6*	*80-129*			
Surrogate: Dibromofluoromethane	*64.4*		*ug/L*	*50.0*		*129*	*68-137*			
Surrogate: Toluene-d8	*49.6*		*ug/L*	*50.0*		*99.2*	*83-134*			
LCS (B2K0402-BS1)				Prepared & Analyzed: 11/04/22						
Acetone	**19.6**	10	ug/L	20.0		97.8	27-123			
tert-Amyl-Methyl Ether (TAME)	**23.1**	2.0	ug/L	20.0		115	58-133			
Benzene	**21.7**	0.50	ug/L	20.0		108	60-134			
Bromobenzene	**23.0**	0.50	ug/L	20.0		115	70-130			
Bromochloromethane	**22.2**	0.50	ug/L	20.0		111	78-121			
Bromodichloromethane	**22.9**	0.50	ug/L	20.0		115	74-135			
Bromoform	**23.0**	0.50	ug/L	20.0		115	68-132			
Bromomethane	**16.7**	0.50	ug/L	20.0		83.6	58-142			
2-Butanone (MEK)	**19.9**	10	ug/L	20.0		99.7	62-138			
tert-Butyl Alcohol (TBA)	**118**	10	ug/L	100		118	65-148			
sec-Butylbenzene	**23.2**	0.50	ug/L	20.0		116	84-142			
tert-Butylbenzene	**24.1**	0.50	ug/L	20.0		121	70-130			
n-Butylbenzene	**24.9**	0.50	ug/L	20.0		124	70-130			
Carbon Disulfide	**22.0**	0.50	ug/L	20.0		110	17-177			
Carbon Tetrachloride	**23.0**	0.50	ug/L	20.0		115	66-155			
Chlorobenzene	**22.2**	0.50	ug/L	20.0		111	70-130			
Chloroethane	**20.1**	0.50	ug/L	20.0		100	45-166			
Chloroform	**22.5**	0.50	ug/L	20.0		112	71-131			
Chloromethane	**19.9**	0.50	ug/L	20.0		99.4	48-152			

Viorel Vasile
Operations Manager

LABORATORY ANALYSIS RESULTS

Client: The Source Group, Inc. (SH)
Project No: 04-NDLA-013
Project Name: DFSP Norwalk GW Sampling

AA Project No: A5334720
Date Received: 11/02/22
Date Reported: 11/21/22

Analyte	Result	Reporting Limit	Units	Spike Level	Source Result	%REC	%REC Limits	RPD	RPD Limit	Notes
VOCs, OXY & TPH Gasoline by GC/MS - Quality Control										
Batch B2K0402 - EPA 5030B										
LCS (B2K0402-BS1) Continued				Prepared & Analyzed: 11/04/22						
2-Chlorotoluene	**23.6**	0.50	ug/L	20.0		118	70-130			
4-Chlorotoluene	**23.1**	0.50	ug/L	20.0		115	70-130			
1,2-Dibromo-3-chloropropane	**22.6**	1.0	ug/L	20.0		113	53-145			
Dibromochloromethane	**23.2**	0.50	ug/L	20.0		116	72-133			
1,2-Dibromoethane (EDB)	**23.6**	0.50	ug/L	20.0		118	79-120			
Dibromomethane	**21.8**	0.50	ug/L	20.0		109	68-124			
1,3-Dichlorobenzene	**21.9**	0.50	ug/L	20.0		110	70-130			
1,2-Dichlorobenzene	**23.1**	0.50	ug/L	20.0		116	70-130			
1,4-Dichlorobenzene	**21.8**	0.50	ug/L	20.0		109	70-130			
Dichlorodifluoromethane (R12)	**18.6**	0.50	ug/L	20.0		93.2	16-148			
1,1-Dichloroethane	**24.3**	0.50	ug/L	20.0		121	67-120			QL-02
1,2-Dichloroethane (EDC)	**25.9**	0.50	ug/L	20.0		130	57-156			
1,1-Dichloroethylene	**24.3**	0.50	ug/L	20.0		121	50-149			
trans-1,2-Dichloroethylene	**22.8**	0.50	ug/L	20.0		114	66-126			
cis-1,2-Dichloroethylene	**22.6**	0.50	ug/L	20.0		113	70-124			
1,2-Dichloropropane	**21.4**	0.50	ug/L	20.0		107	53-139			
2,2-Dichloropropane	**22.4**	0.50	ug/L	20.0		112	44-162			
1,3-Dichloropropane	**22.1**	0.50	ug/L	20.0		110	79-113			
cis-1,3-Dichloropropylene	**24.1**	0.50	ug/L	20.0		121	67-127			
trans-1,3-Dichloropropylene	**24.5**	0.50	ug/L	20.0		122	76-121			QL-02
1,1-Dichloropropylene	**23.5**	0.50	ug/L	20.0		118	84-124			
Diisopropyl ether (DIPE)	**22.6**	2.0	ug/L	20.0		113	51-136			
Ethylbenzene	**24.0**	0.50	ug/L	20.0		120	86-124			
Ethyl-tert-Butyl Ether (ETBE)	**23.3**	2.0	ug/L	20.0		117	62-136			
Gasoline Range Organics (GRO)	**434**	100	ug/L	500		86.8	60-123			
Hexachlorobutadiene	**23.2**	1.0	ug/L	20.0		116	76-140			
2-Hexanone (MBK)	**19.0**	10	ug/L	20.0		94.8	52-123			
Isopropylbenzene	**24.0**	0.50	ug/L	20.0		120	70-130			
4-Isopropyltoluene	**23.6**	1.0	ug/L	20.0		118	70-130			
Methyl-tert-Butyl Ether (MTBE)	**47.2**	1.2	ug/L	40.0		118	58-144			
Methylene Chloride	**22.2**	5.0	ug/L	20.0		111	50-135			
4-Methyl-2-pentanone (MIBK)	**19.9**	10	ug/L	20.0		99.6	49-139			

Viorel Vasile
Operations Manager

LABORATORY ANALYSIS RESULTS

Client: The Source Group, Inc. (SH)
Project No: 04-NDLA-013
Project Name: DFSP Norwalk GW Sampling

AA Project No: A5334720
Date Received: 11/02/22
Date Reported: 11/21/22

Analyte	Result	Reporting Limit	Units	Spike Level	Source Result	%REC	%REC Limits	RPD	RPD Limit	Notes
VOCs, OXY & TPH Gasoline by GC/MS - Quality Control										
Batch B2K0402 - EPA 5030B										
LCS (B2K0402-BS1) Continued				Prepared & Analyzed: 11/04/22						
Naphthalene	**23.8**	2.0	ug/L	20.0		119	74-128			
n-Propylbenzene	**23.8**	0.50	ug/L	20.0		119	70-130			
Styrene	**23.2**	0.50	ug/L	20.0		116	84-123			
1,1,1,2-Tetrachloroethane	**23.0**	0.50	ug/L	20.0		115	70-130			
1,1,2,2-Tetrachloroethane	**22.4**	0.50	ug/L	20.0		112	58-126			
Tetrachloroethylene (PCE)	**22.8**	0.50	ug/L	20.0		114	70-130			
Toluene	**22.4**	0.50	ug/L	20.0		112	83-118			
1,2,3-Trichlorobenzene	**23.5**	0.50	ug/L	20.0		117	77-134			
1,2,4-Trichlorobenzene	**24.0**	0.50	ug/L	20.0		120	84-128			
1,1,1-Trichloroethane	**23.7**	0.50	ug/L	20.0		119	66-158			
1,1,2-Trichloroethane	**22.8**	0.50	ug/L	20.0		114	75-115			
Trichloroethylene (TCE)	**22.2**	0.50	ug/L	20.0		111	82-128			
Trichlorofluoromethane (R11)	**19.9**	0.50	ug/L	20.0		99.6	65-137			
1,2,3-Trichloropropane	**21.2**	0.50	ug/L	20.0		106	68-123			
1,1,2-Trichloro-1,2,2-trifluoroethane (R113)	**20.9**	0.50	ug/L	20.0		104	62-130			
1,3,5-Trimethylbenzene	**23.8**	0.50	ug/L	20.0		119	70-130			
1,2,4-Trimethylbenzene	**23.5**	0.50	ug/L	20.0		118	70-130			
Vinyl chloride	**22.6**	0.50	ug/L	20.0		113	51-151			
o-Xylene	**23.4**	0.50	ug/L	20.0		117	70-130			
m,p-Xylenes	**46.3**	1.0	ug/L	40.0		116	70-130			
Surrogate: 4-Bromofluorobenzene	*49.9*		*ug/L*	*50.0*		*99.9*	*80-129*			
Surrogate: Dibromofluoromethane	*56.7*		*ug/L*	*50.0*		*113*	*68-137*			
Surrogate: Toluene-d8	*50.1*		*ug/L*	*50.0*		*100*	*83-134*			
LCS Dup (B2K0402-BSD1)				Prepared & Analyzed: 11/04/22						
Acetone	**21.7**	10	ug/L	20.0		109	27-123	10.4	30	
tert-Amyl-Methyl Ether (TAME)	**23.4**	2.0	ug/L	20.0		117	58-133	1.38	30	
Benzene	**23.1**	0.50	ug/L	20.0		115	60-134	6.12	30	
Bromobenzene	**22.1**	0.50	ug/L	20.0		111	70-130	3.77	30	
Bromochloromethane	**23.5**	0.50	ug/L	20.0		117	78-121	5.83	30	
Bromodichloromethane	**24.2**	0.50	ug/L	20.0		121	74-135	5.52	30	

Viorel Vasile
Operations Manager

LABORATORY ANALYSIS RESULTS

Client: The Source Group, Inc. (SH)
Project No: 04-NDLA-013
Project Name: DFSP Norwalk GW Sampling

AA Project No: A5334720
Date Received: 11/02/22
Date Reported: 11/21/22

Analyte	Result	Reporting Limit	Units	Spike Level	Source Result	%REC	%REC Limits	RPD	RPD Limit	Notes
VOCs, OXY & TPH Gasoline by GC/MS - Quality Control										
Batch B2K0402 - EPA 5030B										
LCS Dup (B2K0402-BSD1) Continued				Prepared & Analyzed: 11/04/22						
Bromoform	**23.0**	0.50	ug/L	20.0		115	68-132	0.348	30	
Bromomethane	**21.0**	0.50	ug/L	20.0		105	58-142	22.8	30	
2-Butanone (MEK)	**24.8**	10	ug/L	20.0		124	62-138	21.8	30	
tert-Butyl Alcohol (TBA)	**117**	10	ug/L	100		117	65-148	0.657	30	
sec-Butylbenzene	**22.8**	0.50	ug/L	20.0		114	84-142	1.74	30	
tert-Butylbenzene	**23.1**	0.50	ug/L	20.0		116	70-130	4.40	30	
n-Butylbenzene	**23.6**	0.50	ug/L	20.0		118	70-130	5.23	30	
Carbon Disulfide	**22.6**	0.50	ug/L	20.0		113	17-177	2.65	30	
Carbon Tetrachloride	**21.5**	0.50	ug/L	20.0		107	66-155	6.75	30	
Chlorobenzene	**22.4**	0.50	ug/L	20.0		112	70-130	0.628	30	
Chloroethane	**22.2**	0.50	ug/L	20.0		111	45-166	10.2	30	
Chloroform	**22.5**	0.50	ug/L	20.0		113	71-131	0.222	30	
Chloromethane	**23.0**	0.50	ug/L	20.0		115	48-152	14.7	30	
2-Chlorotoluene	**22.1**	0.50	ug/L	20.0		111	70-130	6.38	30	
4-Chlorotoluene	**22.2**	0.50	ug/L	20.0		111	70-130	3.66	30	
1,2-Dibromo-3-chloropropane	**21.9**	1.0	ug/L	20.0		110	53-145	2.92	30	
Dibromochloromethane	**23.4**	0.50	ug/L	20.0		117	72-133	0.729	30	
1,2-Dibromoethane (EDB)	**23.2**	0.50	ug/L	20.0		116	79-120	1.58	30	
Dibromomethane	**23.0**	0.50	ug/L	20.0		115	68-124	5.58	30	
1,3-Dichlorobenzene	**21.4**	0.50	ug/L	20.0		107	70-130	2.17	30	
1,2-Dichlorobenzene	**22.7**	0.50	ug/L	20.0		113	70-130	1.92	30	
1,4-Dichlorobenzene	**21.1**	0.50	ug/L	20.0		105	70-130	3.13	30	
Dichlorodifluoromethane (R12)	**21.3**	0.50	ug/L	20.0		107	16-148	13.4	30	
1,1-Dichloroethane	**22.9**	0.50	ug/L	20.0		114	67-120	5.77	30	
1,2-Dichloroethane (EDC)	**25.0**	0.50	ug/L	20.0		125	57-156	3.81	30	
1,1-Dichloroethylene	**21.8**	0.50	ug/L	20.0		109	50-149	10.6	30	
trans-1,2-Dichloroethylene	**22.4**	0.50	ug/L	20.0		112	66-126	1.64	30	
cis-1,2-Dichloroethylene	**23.8**	0.50	ug/L	20.0		119	70-124	5.38	30	
1,2-Dichloropropane	**23.3**	0.50	ug/L	20.0		117	53-139	8.63	30	
2,2-Dichloropropane	**19.9**	0.50	ug/L	20.0		99.4	44-162	12.1	30	
1,3-Dichloropropane	**23.4**	0.50	ug/L	20.0		117	79-113	5.93	30	QL-03
cis-1,3-Dichloropropylene	**25.7**	0.50	ug/L	20.0		129	67-127	6.38	30	QL-03

Viorel Vasile
Operations Manager

LABORATORY ANALYSIS RESULTS

Client: The Source Group, Inc. (SH)
Project No: 04-NDLA-013
Project Name: DFSP Norwalk GW Sampling

AA Project No: A5334720
Date Received: 11/02/22
Date Reported: 11/21/22

Analyte	Result	Reporting Limit	Units	Spike Level	Source Result	%REC	%REC Limits	RPD	RPD Limit	Notes
VOCs, OXY & TPH Gasoline by GC/MS - Quality Control										
Batch B2K0402 - EPA 5030B										
LCS Dup (B2K0402-BSD1) Continued				Prepared & Analyzed: 11/04/22						
trans-1,3-Dichloropropylene	**22.6**	0.50	ug/L	20.0		113	76-121	7.94	30	
1,1-Dichloropropylene	**22.7**	0.50	ug/L	20.0		114	84-124	3.37	30	
Diisopropyl ether (DIPE)	**25.5**	2.0	ug/L	20.0		128	51-136	12.3	30	
Ethylbenzene	**23.3**	0.50	ug/L	20.0		117	86-124	2.96	30	
Ethyl-tert-Butyl Ether (ETBE)	**24.0**	2.0	ug/L	20.0		120	62-136	2.66	30	
Gasoline Range Organics (GRO)	**427**	100	ug/L	500		85.5	60-123	1.59	30	
Hexachlorobutadiene	**20.3**	1.0	ug/L	20.0		102	76-140	13.2	30	
2-Hexanone (MBK)	**19.6**	10	ug/L	20.0		98.1	52-123	3.47	30	
Isopropylbenzene	**23.0**	0.50	ug/L	20.0		115	70-130	4.26	30	
4-Isopropyltoluene	**22.3**	1.0	ug/L	20.0		112	70-130	5.27	30	
Methyl-tert-Butyl Ether (MTBE)	**47.0**	1.2	ug/L	40.0		118	58-144	0.361	30	
Methylene Chloride	**24.6**	5.0	ug/L	20.0		123	50-135	10.0	30	
4-Methyl-2-pentanone (MIBK)	**24.0**	10	ug/L	20.0		120	49-139	18.8	30	
Naphthalene	**23.5**	2.0	ug/L	20.0		117	74-128	1.56	30	
n-Propylbenzene	**23.1**	0.50	ug/L	20.0		115	70-130	3.37	30	
Styrene	**23.2**	0.50	ug/L	20.0		116	84-123	0.129	30	
1,1,1,2-Tetrachloroethane	**22.5**	0.50	ug/L	20.0		113	70-130	2.07	30	
1,1,2,2-Tetrachloroethane	**24.0**	0.50	ug/L	20.0		120	58-126	7.03	30	
Tetrachloroethylene (PCE)	**21.4**	0.50	ug/L	20.0		107	70-130	6.56	30	
Toluene	**22.1**	0.50	ug/L	20.0		110	83-118	1.66	30	
1,2,3-Trichlorobenzene	**21.4**	0.50	ug/L	20.0		107	77-134	9.55	30	
1,2,4-Trichlorobenzene	**21.7**	0.50	ug/L	20.0		108	84-128	10.3	30	
1,1,1-Trichloroethane	**22.2**	0.50	ug/L	20.0		111	66-158	6.40	30	
1,1,2-Trichloroethane	**23.6**	0.50	ug/L	20.0		118	75-115	3.50	30	QL-03
Trichloroethylene (TCE)	**22.1**	0.50	ug/L	20.0		111	82-128	0.361	30	
Trichlorofluoromethane (R11)	**19.6**	0.50	ug/L	20.0		97.8	65-137	1.82	30	
1,2,3-Trichloropropane	**21.5**	0.50	ug/L	20.0		108	68-123	1.31	30	
1,1,2-Trichloro-1,2,2-trifluoroethane (R113)	**22.0**	0.50	ug/L	20.0		110	62-130	5.45	30	
1,3,5-Trimethylbenzene	**22.5**	0.50	ug/L	20.0		113	70-130	5.65	30	
1,2,4-Trimethylbenzene	**22.2**	0.50	ug/L	20.0		111	70-130	5.99	30	
Vinyl chloride	**26.0**	0.50	ug/L	20.0		130	51-151	13.9	30	

Viorel Vasile
Operations Manager

LABORATORY ANALYSIS RESULTS

Client: The Source Group, Inc. (SH)
Project No: 04-NDLA-013
Project Name: DFSP Norwalk GW Sampling

AA Project No: A5334720
Date Received: 11/02/22
Date Reported: 11/21/22

Analyte	Result	Reporting Limit	Units	Spike Level	Source Result	%REC	%REC Limits	RPD	RPD Limit	Notes
VOCs, OXY & TPH Gasoline by GC/MS - Quality Control										
Batch B2K0402 - EPA 5030B										
LCS Dup (B2K0402-BSD1) Continued				Prepared & Analyzed: 11/04/22						
o-Xylene	**23.4**	0.50	ug/L	20.0		117	70-130	0.00	30	
m,p-Xylenes	**46.5**	1.0	ug/L	40.0		116	70-130	0.517	30	
Surrogate: 4-Bromofluorobenzene	*49.4*		*ug/L*	*50.0*		*98.7*	*80-129*			
Surrogate: Dibromofluoromethane	*56.2*		*ug/L*	*50.0*		*112*	*68-137*			
Surrogate: Toluene-d8	*49.3*		*ug/L*	*50.0*		*98.6*	*83-134*			
Matrix Spike (B2K0402-MS1)		**Source: 2K02014-02**		Prepared & Analyzed: 11/04/22						
Acetone	**37.7**	10	ug/L	20.0	13.7	120	11-169			
tert-Amyl-Methyl Ether (TAME)	**23.4**	2.0	ug/L	20.0		117	66-133			
Benzene	**22.6**	0.50	ug/L	20.0		113	56-135			
Bromobenzene	**22.4**	0.50	ug/L	20.0		112	70-130			
Bromochloromethane	**23.0**	0.50	ug/L	20.0		115	74-125			
Bromodichloromethane	**24.1**	0.50	ug/L	20.0		120	68-144			
Bromoform	**23.5**	0.50	ug/L	20.0		117	68-151			
Bromomethane	**17.8**	0.50	ug/L	20.0		89.2	54-142			
2-Butanone (MEK)	**25.3**	10	ug/L	20.0		126	62-145			
tert-Butyl Alcohol (TBA)	**119**	10	ug/L	100		119	73-162			
sec-Butylbenzene	**22.7**	0.50	ug/L	20.0		114	84-145			
tert-Butylbenzene	**23.4**	0.50	ug/L	20.0		117	70-130			
n-Butylbenzene	**23.7**	0.50	ug/L	20.0		118	70-130			
Carbon Disulfide	**22.4**	0.50	ug/L	20.0		112	28-151			
Carbon Tetrachloride	**22.2**	0.50	ug/L	20.0		111	58-164			
Chlorobenzene	**22.3**	0.50	ug/L	20.0		112	70-130			
Chloroethane	**21.3**	0.50	ug/L	20.0		107	42-164			
Chloroform	**22.5**	0.50	ug/L	20.0		112	65-138			
Chloromethane	**22.5**	0.50	ug/L	20.0		113	50-152			
2-Chlorotoluene	**22.0**	0.50	ug/L	20.0		110	70-130			
4-Chlorotoluene	**22.3**	0.50	ug/L	20.0		111	70-130			
1,2-Dibromo-3-chloropropane	**22.5**	1.0	ug/L	20.0		113	53-161			
Dibromochloromethane	**23.6**	0.50	ug/L	20.0		118	70-130			
1,2-Dibromoethane (EDB)	**23.6**	0.50	ug/L	20.0		118	76-130			
Dibromomethane	**22.1**	0.50	ug/L	20.0		111	62-135			

Viorel Vasile
Operations Manager

LABORATORY ANALYSIS RESULTS

Client: The Source Group, Inc. (SH)
Project No: 04-NDLA-013
Project Name: DFSP Norwalk GW Sampling

AA Project No: A5334720
Date Received: 11/02/22
Date Reported: 11/21/22

Analyte	Result	Reporting Limit	Units	Spike Level	Source Result	%REC	%REC Limits	RPD	RPD Limit	Notes
VOCs, OXY & TPH Gasoline by GC/MS - Quality Control										
Batch B2K0402 - EPA 5030B										
Matrix Spike (B2K0402-MS1) Continued Source: 2K02014-02 Prepared & Analyzed: 11/04/22										
1,3-Dichlorobenzene	**21.5**	0.50	ug/L	20.0		107	70-130			
1,2-Dichlorobenzene	**22.8**	0.50	ug/L	20.0		114	70-130			
1,4-Dichlorobenzene	**21.3**	0.50	ug/L	20.0		107	70-130			
Dichlorodifluoromethane (R12)	**19.9**	0.50	ug/L	20.0		99.6	17-153			
1,1-Dichloroethane	**22.2**	0.50	ug/L	20.0		111	55-131			
1,2-Dichloroethane (EDC)	**22.7**	0.50	ug/L	20.0		114	52-168			
1,1-Dichloroethylene	**22.2**	0.50	ug/L	20.0		111	51-140			
trans-1,2-Dichloroethylene	**22.8**	0.50	ug/L	20.0		114	59-127			
cis-1,2-Dichloroethylene	**23.0**	0.50	ug/L	20.0		115	70-130			
1,2-Dichloropropane	**22.4**	0.50	ug/L	20.0		112	52-142			
2,2-Dichloropropane	**20.0**	0.50	ug/L	20.0		100	36-168			
1,3-Dichloropropane	**22.7**	0.50	ug/L	20.0		114	80-121			
cis-1,3-Dichloropropylene	**24.0**	0.50	ug/L	20.0		120	66-130			
trans-1,3-Dichloropropylene	**22.5**	0.50	ug/L	20.0		112	78-130			
1,1-Dichloropropylene	**22.8**	0.50	ug/L	20.0		114	76-132			
Diisopropyl ether (DIPE)	**24.0**	2.0	ug/L	20.0		120	52-138			
Ethylbenzene	**23.3**	0.50	ug/L	20.0		116	86-128			
Ethyl-tert-Butyl Ether (ETBE)	**23.6**	2.0	ug/L	20.0		118	64-137			
Hexachlorobutadiene	**20.1**	1.0	ug/L	20.0		101	70-130			
2-Hexanone (MBK)	**20.0**	10	ug/L	20.0		100	52-141			
Isopropylbenzene	**22.7**	0.50	ug/L	20.0		113	70-130			
4-Isopropyltoluene	**22.7**	1.0	ug/L	20.0		113	83-149			
Methyl-tert-Butyl Ether (MTBE)	**47.9**	1.2	ug/L	40.0		120	56-150			
Methylene Chloride	**23.4**	5.0	ug/L	20.0		117	70-130			
4-Methyl-2-pentanone (MIBK)	**20.6**	10	ug/L	20.0		103	60-148			
Naphthalene	**23.9**	2.0	ug/L	20.0		119	70-130			
n-Propylbenzene	**22.9**	0.50	ug/L	20.0		114	70-130			
Styrene	**23.2**	0.50	ug/L	20.0		116	65-141			
1,1,1,2-Tetrachloroethane	**22.8**	0.50	ug/L	20.0		114	70-130			
1,1,2,2-Tetrachloroethane	**23.3**	0.50	ug/L	20.0		117	62-134			
Tetrachloroethylene (PCE)	**21.6**	0.50	ug/L	20.0		108	70-130			
Toluene	**21.8**	0.50	ug/L	20.0		109	81-123			

Viorel Vasile
Operations Manager

LABORATORY ANALYSIS RESULTS

Client: The Source Group, Inc. (SH)
Project No: 04-NDLA-013
Project Name: DFSP Norwalk GW Sampling

AA Project No: A5334720
Date Received: 11/02/22
Date Reported: 11/21/22

Analyte	Result	Reporting Limit	Units	Spike Level	Source Result	%REC	%REC Limits	RPD	RPD Limit	Notes
VOCs, OXY & TPH Gasoline by GC/MS - Quality Control										
Batch B2K0402 - EPA 5030B										
Matrix Spike (B2K0402-MS1) Continued Source: 2K02014-02 Prepared & Analyzed: 11/04/22										
1,2,3-Trichlorobenzene	**20.7**	0.50	ug/L	20.0		103	73-144			
1,2,4-Trichlorobenzene	**21.8**	0.50	ug/L	20.0		109	80-137			
1,1,1-Trichloroethane	**22.7**	0.50	ug/L	20.0		113	62-164			
1,1,2-Trichloroethane	**23.3**	0.50	ug/L	20.0		117	76-122			
Trichloroethylene (TCE)	**22.5**	0.50	ug/L	20.0		112	72-136			
Trichlorofluoromethane (R11)	**19.4**	0.50	ug/L	20.0		96.9	59-144			
1,2,3-Trichloropropane	**22.6**	0.50	ug/L	20.0		113	69-135			
1,1,2-Trichloro-1,2,2-trifluoroethane (R113)	**21.9**	0.50	ug/L	20.0		110	62-126			
1,3,5-Trimethylbenzene	**22.7**	0.50	ug/L	20.0		114	70-130			
1,2,4-Trimethylbenzene	**22.6**	0.50	ug/L	20.0		113	89-134			
Vinyl chloride	**25.2**	0.50	ug/L	20.0		126	54-150			
o-Xylene	**23.7**	0.50	ug/L	20.0		119	70-130			
m,p-Xylenes	**46.7**	1.0	ug/L	40.0		117	70-130			
Surrogate: 4-Bromofluorobenzene	*49.6*		*ug/L*	*50.0*		*99.2*	*80-129*			
Surrogate: Dibromofluoromethane	*54.8*		*ug/L*	*50.0*		*110*	*68-137*			
Surrogate: Toluene-d8	*49.0*		*ug/L*	*50.0*		*98.1*	*83-134*			
Matrix Spike Dup (B2K0402-MSD1) **Source: 2K02014-02** Prepared & Analyzed: 11/04/22										
Acetone	**34.1**	10	ug/L	20.0	13.7	102	11-169	10.0	30	
tert-Amyl-Methyl Ether (TAME)	**25.0**	2.0	ug/L	20.0		125	66-133	6.52	30	
Benzene	**23.6**	0.50	ug/L	20.0		118	56-135	4.42	30	
Bromobenzene	**24.4**	0.50	ug/L	20.0		122	70-130	8.48	30	
Bromochloromethane	**24.0**	0.50	ug/L	20.0		120	74-125	4.47	30	
Bromodichloromethane	**25.1**	0.50	ug/L	20.0		126	68-144	4.35	30	
Bromoform	**24.5**	0.50	ug/L	20.0		122	68-151	4.13	30	
Bromomethane	**19.0**	0.50	ug/L	20.0		94.8	54-142	5.98	30	
2-Butanone (MEK)	**27.5**	10	ug/L	20.0		137	62-145	8.22	30	
tert-Butyl Alcohol (TBA)	**127**	10	ug/L	100		127	73-162	6.02	30	
sec-Butylbenzene	**24.6**	0.50	ug/L	20.0		123	84-145	8.16	30	
tert-Butylbenzene	**25.3**	0.50	ug/L	20.0		127	70-130	8.10	30	
n-Butylbenzene	**25.7**	0.50	ug/L	20.0		128	70-130	8.15	30	

Viorel Vasile
Operations Manager

LABORATORY ANALYSIS RESULTS

Client: The Source Group, Inc. (SH)
Project No: 04-NDLA-013
Project Name: DFSP Norwalk GW Sampling

AA Project No: A5334720
Date Received: 11/02/22
Date Reported: 11/21/22

Analyte	Result	Reporting Limit	Units	Spike Level	Source Result	%REC	%REC Limits	RPD	RPD Limit	Notes
VOCs, OXY & TPH Gasoline by GC/MS - Quality Control										
Batch B2K0402 - EPA 5030B										
Matrix Spike Dup (B2K0402-MSD1) Continued	**Source: 2K02014-02** Prepared & Analyzed: 11/04/22									
Carbon Disulfide	**23.9**	0.50	ug/L	20.0		119	28-151	6.40	30	
Carbon Tetrachloride	**23.0**	0.50	ug/L	20.0		115	58-164	3.68	30	
Chlorobenzene	**24.3**	0.50	ug/L	20.0		122	70-130	8.62	30	
Chloroethane	**22.2**	0.50	ug/L	20.0		111	42-164	3.96	30	
Chloroform	**23.4**	0.50	ug/L	20.0		117	65-138	3.88	30	
Chloromethane	**21.4**	0.50	ug/L	20.0		107	50-152	4.87	30	
2-Chlorotoluene	**23.9**	0.50	ug/L	20.0		120	70-130	8.05	30	
4-Chlorotoluene	**23.7**	0.50	ug/L	20.0		119	70-130	6.35	30	
1,2-Dibromo-3-chloropropane	**23.6**	1.0	ug/L	20.0		118	53-161	4.69	30	
Dibromochloromethane	**24.9**	0.50	ug/L	20.0		124	70-130	5.24	30	
1,2-Dibromoethane (EDB)	**25.8**	0.50	ug/L	20.0		129	76-130	8.91	30	
Dibromomethane	**24.6**	0.50	ug/L	20.0		123	62-135	10.4	30	
1,3-Dichlorobenzene	**23.1**	0.50	ug/L	20.0		116	70-130	7.22	30	
1,2-Dichlorobenzene	**24.3**	0.50	ug/L	20.0		121	70-130	6.50	30	
1,4-Dichlorobenzene	**23.0**	0.50	ug/L	20.0		115	70-130	7.58	30	
Dichlorodifluoromethane (R12)	**20.3**	0.50	ug/L	20.0		102	17-153	1.84	30	
1,1-Dichloroethane	**24.0**	0.50	ug/L	20.0		120	55-131	8.18	30	
1,2-Dichloroethane (EDC)	**23.3**	0.50	ug/L	20.0		117	52-168	2.74	30	
1,1-Dichloroethylene	**23.2**	0.50	ug/L	20.0		116	51-140	4.41	30	
trans-1,2-Dichloroethylene	**23.5**	0.50	ug/L	20.0		117	59-127	3.16	30	
cis-1,2-Dichloroethylene	**24.6**	0.50	ug/L	20.0		123	70-130	6.82	30	
1,2-Dichloropropane	**23.6**	0.50	ug/L	20.0		118	52-142	5.34	30	
2,2-Dichloropropane	**20.7**	0.50	ug/L	20.0		103	36-168	3.34	30	
1,3-Dichloropropane	**24.2**	0.50	ug/L	20.0		121	80-121	6.18	30	
cis-1,3-Dichloropropylene	**25.6**	0.50	ug/L	20.0		128	66-130	6.13	30	
trans-1,3-Dichloropropylene	**25.2**	0.50	ug/L	20.0		126	78-130	11.4	30	
1,1-Dichloropropylene	**24.7**	0.50	ug/L	20.0		124	76-132	8.08	30	
Diisopropyl ether (DIPE)	**25.7**	2.0	ug/L	20.0		129	52-138	6.87	30	
Ethylbenzene	**25.7**	0.50	ug/L	20.0		129	86-128	9.95	30	QM-07
Ethyl-tert-Butyl Ether (ETBE)	**24.8**	2.0	ug/L	20.0		124	64-137	4.71	30	
Hexachlorobutadiene	**22.5**	1.0	ug/L	20.0		112	70-130	11.0	30	

Viorel Vasile
Operations Manager

LABORATORY ANALYSIS RESULTS

Client: The Source Group, Inc. (SH)
Project No: 04-NDLA-013
Project Name: DFSP Norwalk GW Sampling

AA Project No: A5334720
Date Received: 11/02/22
Date Reported: 11/21/22

Analyte	Result	Reporting Limit	Units	Spike Level	Source Result	%REC	%REC Limits	RPD	RPD Limit	Notes
VOCs, OXY & TPH Gasoline by GC/MS - Quality Control										
Batch B2K0402 - EPA 5030B										
Matrix Spike Dup (B2K0402-MSD1) Continued				**Source: 2K02014-02**			Prepared & Analyzed: 11/04/22			
2-Hexanone (MBK)	**21.9**	10	ug/L	20.0		109	52-141	8.97	30	
Isopropylbenzene	**25.1**	0.50	ug/L	20.0		126	70-130	10.2	30	
4-Isopropyltoluene	**24.8**	1.0	ug/L	20.0		124	83-149	8.97	30	
Methyl-tert-Butyl Ether (MTBE)	**49.9**	1.2	ug/L	40.0		125	56-150	4.15	30	
Methylene Chloride	**24.3**	5.0	ug/L	20.0		122	70-130	3.99	30	
4-Methyl-2-pentanone (MIBK)	**23.3**	10	ug/L	20.0		117	60-148	12.7	30	
Naphthalene	**26.2**	2.0	ug/L	20.0		131	70-130	9.34	30	QM-07
n-Propylbenzene	**24.8**	0.50	ug/L	20.0		124	70-130	8.09	30	
Styrene	**24.8**	0.50	ug/L	20.0		124	65-141	6.51	30	
1,1,1,2-Tetrachloroethane	**24.5**	0.50	ug/L	20.0		123	70-130	7.23	30	
1,1,2,2-Tetrachloroethane	**24.9**	0.50	ug/L	20.0		125	62-134	6.68	30	
Tetrachloroethylene (PCE)	**23.6**	0.50	ug/L	20.0		118	70-130	8.95	30	
Toluene	**23.9**	0.50	ug/L	20.0		120	81-123	9.09	30	
1,2,3-Trichlorobenzene	**23.2**	0.50	ug/L	20.0		116	73-144	11.3	30	
1,2,4-Trichlorobenzene	**23.8**	0.50	ug/L	20.0		119	80-137	8.87	30	
1,1,1-Trichloroethane	**23.7**	0.50	ug/L	20.0		118	62-164	4.32	30	
1,1,2-Trichloroethane	**25.0**	0.50	ug/L	20.0		125	76-122	7.03	30	QM-07
Trichloroethylene (TCE)	**23.5**	0.50	ug/L	20.0		118	72-136	4.48	30	
Trichlorofluoromethane (R11)	**20.5**	0.50	ug/L	20.0		102	59-144	5.57	30	
1,2,3-Trichloropropane	**23.5**	0.50	ug/L	20.0		118	69-135	3.99	30	
1,1,2-Trichloro-1,2,2-trifluoroethane (R113)	**22.0**	0.50	ug/L	20.0		110	62-126	0.228	30	
1,3,5-Trimethylbenzene	**24.8**	0.50	ug/L	20.0		124	70-130	8.64	30	
1,2,4-Trimethylbenzene	**24.1**	0.50	ug/L	20.0		120	89-134	6.26	30	
Vinyl chloride	**26.4**	0.50	ug/L	20.0		132	54-150	4.38	30	
o-Xylene	**25.5**	0.50	ug/L	20.0		128	70-130	7.43	30	
m,p-Xylenes	**51.1**	1.0	ug/L	40.0		128	70-130	9.06	30	
Surrogate: 4-Bromofluorobenzene	*49.9*		*ug/L*	*50.0*		*99.8*	*80-129*			
Surrogate: Dibromofluoromethane	*52.5*		*ug/L*	*50.0*		*105*	*68-137*			
Surrogate: Toluene-d8	*49.2*		*ug/L*	*50.0*		*98.4*	*83-134*			

Viorel Vasile
Operations Manager

LABORATORY ANALYSIS RESULTS

Client: The Source Group, Inc. (SH)
Project No: 04-NDLA-013
Project Name: DFSP Norwalk GW Sampling

AA Project No: A5334720
Date Received: 11/02/22
Date Reported: 11/21/22

Analyte	Result	Reporting Limit	Units	Spike Level	Source Result	%REC	%REC Limits	RPD	RPD Limit	Notes
VOCs & OXYGENATES by GC/MS - Quality Control										
Batch B2K0402 - EPA 5030B										
Blank (B2K0402-BLK1)				Prepared & Analyzed: 11/04/22						
Acetone	<10	10	ug/L							
tert-Amyl-Methyl Ether (TAME)	<2.0	2.0	ug/L							
Benzene	<0.50	0.50	ug/L							
Bromobenzene	<0.50	0.50	ug/L							
Bromochloromethane	<0.50	0.50	ug/L							
Bromodichloromethane	<0.50	0.50	ug/L							
Bromoform	<0.50	0.50	ug/L							
Bromomethane	<0.50	0.50	ug/L							
2-Butanone (MEK)	<10	10	ug/L							
tert-Butyl Alcohol (TBA)	<10	10	ug/L							
sec-Butylbenzene	<0.50	0.50	ug/L							
tert-Butylbenzene	<0.50	0.50	ug/L							
n-Butylbenzene	<0.50	0.50	ug/L							
Carbon Disulfide	<0.50	0.50	ug/L							
Carbon Tetrachloride	<0.50	0.50	ug/L							
Chlorobenzene	<0.50	0.50	ug/L							
Chloroethane	<0.50	0.50	ug/L							
Chloroform	<0.50	0.50	ug/L							
Chloromethane	<0.50	0.50	ug/L							
2-Chlorotoluene	<0.50	0.50	ug/L							
4-Chlorotoluene	<0.50	0.50	ug/L							
1,2-Dibromo-3-chloropropane	<1.0	1.0	ug/L							
Dibromochloromethane	<0.50	0.50	ug/L							
1,2-Dibromoethane (EDB)	<0.50	0.50	ug/L							
Dibromomethane	<0.50	0.50	ug/L							
1,3-Dichlorobenzene	<0.50	0.50	ug/L							
1,2-Dichlorobenzene	<0.50	0.50	ug/L							
1,4-Dichlorobenzene	<0.50	0.50	ug/L							
Dichlorodifluoromethane (R12)	<0.50	0.50	ug/L							
1,1-Dichloroethane	<0.50	0.50	ug/L							
1,2-Dichloroethane (EDC)	<0.50	0.50	ug/L							
1,1-Dichloroethylene	<0.50	0.50	ug/L							

Viorel Vasile
Operations Manager

LABORATORY ANALYSIS RESULTS

Client: The Source Group, Inc. (SH)
Project No: 04-NDLA-013
Project Name: DFSP Norwalk GW Sampling

AA Project No: A5334720
Date Received: 11/02/22
Date Reported: 11/21/22

Analyte	Result	Reporting Limit	Units	Spike Level	Source Result	%REC	%REC Limits	RPD	RPD Limit	Notes
VOCs & OXYGENATES by GC/MS - Quality Control										
Batch B2K0402 - EPA 5030B										
Blank (B2K0402-BLK1) Continued				Prepared & Analyzed: 11/04/22						
trans-1,2-Dichloroethylene	<0.50	0.50	ug/L							
cis-1,2-Dichloroethylene	<0.50	0.50	ug/L							
1,2-Dichloropropane	<0.50	0.50	ug/L							
2,2-Dichloropropane	<0.50	0.50	ug/L							
1,3-Dichloropropane	<0.50	0.50	ug/L							
cis-1,3-Dichloropropylene	<0.50	0.50	ug/L							
trans-1,3-Dichloropropylene	<0.50	0.50	ug/L							
1,1-Dichloropropylene	<0.50	0.50	ug/L							
Diisopropyl ether (DIPE)	<2.0	2.0	ug/L							
Ethylbenzene	<0.50	0.50	ug/L							
Ethyl-tert-Butyl Ether (ETBE)	<2.0	2.0	ug/L							
Hexachlorobutadiene	<1.0	1.0	ug/L							
2-Hexanone (MBK)	<10	10	ug/L							
Isopropylbenzene	<0.50	0.50	ug/L							
4-Isopropyltoluene	<1.0	1.0	ug/L							
Methyl-tert-Butyl Ether (MTBE)	<1.2	1.2	ug/L							
Methylene Chloride	<5.0	5.0	ug/L							
4-Methyl-2-pentanone (MIBK)	<10	10	ug/L							
Naphthalene	<2.0	2.0	ug/L							
n-Propylbenzene	<0.50	0.50	ug/L							
Styrene	<0.50	0.50	ug/L							
1,1,1,2-Tetrachloroethane	<0.50	0.50	ug/L							
1,1,2,2-Tetrachloroethane	<0.50	0.50	ug/L							
Tetrachloroethylene (PCE)	<0.50	0.50	ug/L							
Toluene	<0.50	0.50	ug/L							
1,2,3-Trichlorobenzene	<0.50	0.50	ug/L							
1,2,4-Trichlorobenzene	<0.50	0.50	ug/L							
1,1,1-Trichloroethane	<0.50	0.50	ug/L							
1,1,2-Trichloroethane	<0.50	0.50	ug/L							
Trichloroethylene (TCE)	<0.50	0.50	ug/L							
Trichlorofluoromethane (R11)	<0.50	0.50	ug/L							
1,2,3-Trichloropropane	<0.50	0.50	ug/L							

Viorel Vasile
Operations Manager

LABORATORY ANALYSIS RESULTS

Client: The Source Group, Inc. (SH)
Project No: 04-NDLA-013
Project Name: DFSP Norwalk GW Sampling

AA Project No: A5334720
Date Received: 11/02/22
Date Reported: 11/21/22

Analyte	Result	Reporting Limit	Units	Spike Level	Source Result	%REC	%REC Limits	RPD	RPD Limit	Notes
VOCs & OXYGENATES by GC/MS - Quality Control										
Batch B2K0402 - EPA 5030B										
Blank (B2K0402-BLK1) Continued				Prepared & Analyzed: 11/04/22						
1,1,2-Trichloro-1,2,2-trifluoroethane (R113)	<0.50	0.50	ug/L							
1,3,5-Trimethylbenzene	<0.50	0.50	ug/L							
1,2,4-Trimethylbenzene	<0.50	0.50	ug/L							
Vinyl chloride	<0.50	0.50	ug/L							
o-Xylene	<0.50	0.50	ug/L							
m,p-Xylenes	<1.0	1.0	ug/L							
Surrogate: 4-Bromofluorobenzene	*49.3*		*ug/L*	*50.0*		*98.6*	*80-129*			
Surrogate: Dibromofluoromethane	*64.4*		*ug/L*	*50.0*		*129*	*68-137*			
Surrogate: Toluene-d8	*49.6*		*ug/L*	*50.0*		*99.2*	*83-134*			
LCS (B2K0402-BS1)				Prepared & Analyzed: 11/04/22						
Acetone	**19.6**	10	ug/L	20.0		97.8	27-123			
tert-Amyl-Methyl Ether (TAME)	**23.1**	2.0	ug/L	20.0		115	58-133			
Benzene	**21.7**	0.50	ug/L	20.0		108	60-134			
Bromobenzene	**23.0**	0.50	ug/L	20.0		115	70-130			
Bromochloromethane	**22.2**	0.50	ug/L	20.0		111	78-121			
Bromodichloromethane	**22.9**	0.50	ug/L	20.0		115	74-135			
Bromoform	**23.0**	0.50	ug/L	20.0		115	68-132			
Bromomethane	**16.7**	0.50	ug/L	20.0		83.6	58-142			
2-Butanone (MEK)	**19.9**	10	ug/L	20.0		99.7	62-138			
tert-Butyl Alcohol (TBA)	**118**	10	ug/L	100		118	65-148			
sec-Butylbenzene	**23.2**	0.50	ug/L	20.0		116	84-142			
tert-Butylbenzene	**24.1**	0.50	ug/L	20.0		121	70-130			
n-Butylbenzene	**24.9**	0.50	ug/L	20.0		124	70-130			
Carbon Disulfide	**22.0**	0.50	ug/L	20.0		110	17-177			
Carbon Tetrachloride	**23.0**	0.50	ug/L	20.0		115	66-155			
Chlorobenzene	**22.2**	0.50	ug/L	20.0		111	70-130			
Chloroethane	**20.1**	0.50	ug/L	20.0		100	45-166			
Chloroform	**22.5**	0.50	ug/L	20.0		112	71-131			
Chloromethane	**19.9**	0.50	ug/L	20.0		99.4	48-152			
2-Chlorotoluene	**23.6**	0.50	ug/L	20.0		118	70-130			

Viorel Vasile
Operations Manager

LABORATORY ANALYSIS RESULTS

Client: The Source Group, Inc. (SH)
Project No: 04-NDLA-013
Project Name: DFSP Norwalk GW Sampling

AA Project No: A5334720
Date Received: 11/02/22
Date Reported: 11/21/22

Analyte	Result	Reporting Limit	Units	Spike Level	Source Result	%REC	%REC Limits	RPD	RPD Limit	Notes
VOCs & OXYGENATES by GC/MS - Quality Control										
Batch B2K0402 - EPA 5030B										
LCS (B2K0402-BS1) Continued				Prepared & Analyzed: 11/04/22						
4-Chlorotoluene	**23.1**	0.50	ug/L	20.0		115	70-130			
1,2-Dibromo-3-chloropropane	**22.6**	1.0	ug/L	20.0		113	53-145			
Dibromochloromethane	**23.2**	0.50	ug/L	20.0		116	72-133			
1,2-Dibromoethane (EDB)	**23.6**	0.50	ug/L	20.0		118	79-120			
Dibromomethane	**21.8**	0.50	ug/L	20.0		109	68-124			
1,3-Dichlorobenzene	**21.9**	0.50	ug/L	20.0		110	70-130			
1,2-Dichlorobenzene	**23.1**	0.50	ug/L	20.0		116	70-130			
1,4-Dichlorobenzene	**21.8**	0.50	ug/L	20.0		109	70-130			
Dichlorodifluoromethane (R12)	**18.6**	0.50	ug/L	20.0		93.2	16-148			
1,1-Dichloroethane	**24.3**	0.50	ug/L	20.0		121	67-120			QL-02
1,2-Dichloroethane (EDC)	**25.9**	0.50	ug/L	20.0		130	57-156			
1,1-Dichloroethylene	**24.3**	0.50	ug/L	20.0		121	50-149			
trans-1,2-Dichloroethylene	**22.8**	0.50	ug/L	20.0		114	66-126			
cis-1,2-Dichloroethylene	**22.6**	0.50	ug/L	20.0		113	70-124			
1,2-Dichloropropane	**21.4**	0.50	ug/L	20.0		107	53-139			
2,2-Dichloropropane	**22.4**	0.50	ug/L	20.0		112	44-162			
1,3-Dichloropropane	**22.1**	0.50	ug/L	20.0		110	79-113			
cis-1,3-Dichloropropylene	**24.1**	0.50	ug/L	20.0		121	67-127			
trans-1,3-Dichloropropylene	**24.5**	0.50	ug/L	20.0		122	76-121			QL-02
1,1-Dichloropropylene	**23.5**	0.50	ug/L	20.0		118	84-124			
Diisopropyl ether (DIPE)	**22.6**	2.0	ug/L	20.0		113	51-136			
Ethylbenzene	**24.0**	0.50	ug/L	20.0		120	86-124			
Ethyl-tert-Butyl Ether (ETBE)	**23.3**	2.0	ug/L	20.0		117	62-136			
Hexachlorobutadiene	**23.2**	1.0	ug/L	20.0		116	76-140			
2-Hexanone (MBK)	**19.0**	10	ug/L	20.0		94.8	52-123			
Isopropylbenzene	**24.0**	0.50	ug/L	20.0		120	70-130			
4-Isopropyltoluene	**23.6**	1.0	ug/L	20.0		118	70-130			
Methyl-tert-Butyl Ether (MTBE)	**47.2**	1.2	ug/L	40.0		118	58-144			
Methylene Chloride	**22.2**	5.0	ug/L	20.0		111	50-135			
4-Methyl-2-pentanone (MIBK)	**19.9**	10	ug/L	20.0		99.6	49-139			
Naphthalene	**23.8**	2.0	ug/L	20.0		119	74-128			
n-Propylbenzene	**23.8**	0.50	ug/L	20.0		119	70-130			

Viorel Vasile
Operations Manager

LABORATORY ANALYSIS RESULTS

Client: The Source Group, Inc. (SH)
Project No: 04-NDLA-013
Project Name: DFSP Norwalk GW Sampling

AA Project No: A5334720
Date Received: 11/02/22
Date Reported: 11/21/22

Analyte	Result	Reporting Limit	Units	Spike Level	Source Result	%REC	%REC Limits	RPD	RPD Limit	Notes
VOCs & OXYGENATES by GC/MS - Quality Control										
Batch B2K0402 - EPA 5030B										
LCS (B2K0402-BS1) Continued				Prepared & Analyzed: 11/04/22						
Styrene	**23.2**	0.50	ug/L	20.0		116	84-123			
1,1,1,2-Tetrachloroethane	**23.0**	0.50	ug/L	20.0		115	70-130			
1,1,2,2-Tetrachloroethane	**22.4**	0.50	ug/L	20.0		112	58-126			
Tetrachloroethylene (PCE)	**22.8**	0.50	ug/L	20.0		114	70-130			
Toluene	**22.4**	0.50	ug/L	20.0		112	83-118			
1,2,3-Trichlorobenzene	**23.5**	0.50	ug/L	20.0		117	77-134			
1,2,4-Trichlorobenzene	**24.0**	0.50	ug/L	20.0		120	84-128			
1,1,1-Trichloroethane	**23.7**	0.50	ug/L	20.0		119	66-158			
1,1,2-Trichloroethane	**22.8**	0.50	ug/L	20.0		114	75-115			
Trichloroethylene (TCE)	**22.2**	0.50	ug/L	20.0		111	82-128			
Trichlorofluoromethane (R11)	**19.9**	0.50	ug/L	20.0		99.6	65-137			
1,2,3-Trichloropropane	**21.2**	0.50	ug/L	20.0		106	68-123			
1,1,2-Trichloro-1,2,2-trifluoroethane (R113)	**20.9**	0.50	ug/L	20.0		104	62-130			
1,3,5-Trimethylbenzene	**23.8**	0.50	ug/L	20.0		119	70-130			
1,2,4-Trimethylbenzene	**23.5**	0.50	ug/L	20.0		118	70-130			
Vinyl chloride	**22.6**	0.50	ug/L	20.0		113	51-151			
o-Xylene	**23.4**	0.50	ug/L	20.0		117	70-130			
m,p-Xylenes	**46.3**	1.0	ug/L	40.0		116	70-130			
Surrogate: 4-Bromofluorobenzene	*49.9*		*ug/L*	*50.0*		*99.9*	*80-129*			
Surrogate: Dibromofluoromethane	*56.7*		*ug/L*	*50.0*		*113*	*68-137*			
Surrogate: Toluene-d8	*50.1*		*ug/L*	*50.0*		*100*	*83-134*			
LCS Dup (B2K0402-BSD1)				Prepared & Analyzed: 11/04/22						
Acetone	**21.7**	10	ug/L	20.0		109	27-123	10.4	30	
tert-Amyl-Methyl Ether (TAME)	**23.4**	2.0	ug/L	20.0		117	58-133	1.38	30	
Benzene	**23.1**	0.50	ug/L	20.0		115	60-134	6.12	30	
Bromobenzene	**22.1**	0.50	ug/L	20.0		111	70-130	3.77	30	
Bromochloromethane	**23.5**	0.50	ug/L	20.0		117	78-121	5.83	30	
Bromodichloromethane	**24.2**	0.50	ug/L	20.0		121	74-135	5.52	30	
Bromoform	**23.0**	0.50	ug/L	20.0		115	68-132	0.348	30	
Bromomethane	**21.0**	0.50	ug/L	20.0		105	58-142	22.8	30	

Viorel Vasile
Operations Manager

LABORATORY ANALYSIS RESULTS

Client: The Source Group, Inc. (SH)
Project No: 04-NDLA-013
Project Name: DFSP Norwalk GW Sampling

AA Project No: A5334720
Date Received: 11/02/22
Date Reported: 11/21/22

Analyte	Result	Reporting Limit	Units	Spike Level	Source Result	%REC	%REC Limits	RPD	RPD Limit	Notes
VOCs & OXYGENATES by GC/MS - Quality Control										
Batch B2K0402 - EPA 5030B										
LCS Dup (B2K0402-BSD1) Continued				Prepared & Analyzed: 11/04/22						
2-Butanone (MEK)	**24.8**	10	ug/L	20.0		124	62-138	21.8	30	
tert-Butyl Alcohol (TBA)	**117**	10	ug/L	100		117	65-148	0.657	30	
sec-Butylbenzene	**22.8**	0.50	ug/L	20.0		114	84-142	1.74	30	
tert-Butylbenzene	**23.1**	0.50	ug/L	20.0		116	70-130	4.40	30	
n-Butylbenzene	**23.6**	0.50	ug/L	20.0		118	70-130	5.23	30	
Carbon Disulfide	**22.6**	0.50	ug/L	20.0		113	17-177	2.65	30	
Carbon Tetrachloride	**21.5**	0.50	ug/L	20.0		107	66-155	6.75	30	
Chlorobenzene	**22.4**	0.50	ug/L	20.0		112	70-130	0.628	30	
Chloroethane	**22.2**	0.50	ug/L	20.0		111	45-166	10.2	30	
Chloroform	**22.5**	0.50	ug/L	20.0		113	71-131	0.222	30	
Chloromethane	**23.0**	0.50	ug/L	20.0		115	48-152	14.7	30	
2-Chlorotoluene	**22.1**	0.50	ug/L	20.0		111	70-130	6.38	30	
4-Chlorotoluene	**22.2**	0.50	ug/L	20.0		111	70-130	3.66	30	
1,2-Dibromo-3-chloropropane	**21.9**	1.0	ug/L	20.0		110	53-145	2.92	30	
Dibromochloromethane	**23.4**	0.50	ug/L	20.0		117	72-133	0.729	30	
1,2-Dibromoethane (EDB)	**23.2**	0.50	ug/L	20.0		116	79-120	1.58	30	
Dibromomethane	**23.0**	0.50	ug/L	20.0		115	68-124	5.58	30	
1,3-Dichlorobenzene	**21.4**	0.50	ug/L	20.0		107	70-130	2.17	30	
1,2-Dichlorobenzene	**22.7**	0.50	ug/L	20.0		113	70-130	1.92	30	
1,4-Dichlorobenzene	**21.1**	0.50	ug/L	20.0		105	70-130	3.13	30	
Dichlorodifluoromethane (R12)	**21.3**	0.50	ug/L	20.0		107	16-148	13.4	30	
1,1-Dichloroethane	**22.9**	0.50	ug/L	20.0		114	67-120	5.77	30	
1,2-Dichloroethane (EDC)	**25.0**	0.50	ug/L	20.0		125	57-156	3.81	30	
1,1-Dichloroethylene	**21.8**	0.50	ug/L	20.0		109	50-149	10.6	30	
trans-1,2-Dichloroethylene	**22.4**	0.50	ug/L	20.0		112	66-126	1.64	30	
cis-1,2-Dichloroethylene	**23.8**	0.50	ug/L	20.0		119	70-124	5.38	30	
1,2-Dichloropropane	**23.3**	0.50	ug/L	20.0		117	53-139	8.63	30	
2,2-Dichloropropane	**19.9**	0.50	ug/L	20.0		99.4	44-162	12.1	30	
1,3-Dichloropropane	**23.4**	0.50	ug/L	20.0		117	79-113	5.93	30	QL-03
cis-1,3-Dichloropropylene	**25.7**	0.50	ug/L	20.0		129	67-127	6.38	30	QL-03
trans-1,3-Dichloropropylene	**22.6**	0.50	ug/L	20.0		113	76-121	7.94	30	
1,1-Dichloropropylene	**22.7**	0.50	ug/L	20.0		114	84-124	3.37	30	

Viorel Vasile
Operations Manager

LABORATORY ANALYSIS RESULTS

Client: The Source Group, Inc. (SH)
Project No: 04-NDLA-013
Project Name: DFSP Norwalk GW Sampling

AA Project No: A5334720
Date Received: 11/02/22
Date Reported: 11/21/22

Analyte	Result	Reporting Limit	Units	Spike Level	Source Result	%REC	%REC Limits	RPD	RPD Limit	Notes
VOCs & OXYGENATES by GC/MS - Quality Control										
Batch B2K0402 - EPA 5030B										
LCS Dup (B2K0402-BSD1) Continued				Prepared & Analyzed: 11/04/22						
Diisopropyl ether (DIPE)	**25.5**	2.0	ug/L	20.0		128	51-136	12.3	30	
Ethylbenzene	**23.3**	0.50	ug/L	20.0		117	86-124	2.96	30	
Ethyl-tert-Butyl Ether (ETBE)	**24.0**	2.0	ug/L	20.0		120	62-136	2.66	30	
Hexachlorobutadiene	**20.3**	1.0	ug/L	20.0		102	76-140	13.2	30	
2-Hexanone (MBK)	**19.6**	10	ug/L	20.0		98.1	52-123	3.47	30	
Isopropylbenzene	**23.0**	0.50	ug/L	20.0		115	70-130	4.26	30	
4-Isopropyltoluene	**22.3**	1.0	ug/L	20.0		112	70-130	5.27	30	
Methyl-tert-Butyl Ether (MTBE)	**47.0**	1.2	ug/L	40.0		118	58-144	0.361	30	
Methylene Chloride	**24.6**	5.0	ug/L	20.0		123	50-135	10.0	30	
4-Methyl-2-pentanone (MIBK)	**24.0**	10	ug/L	20.0		120	49-139	18.8	30	
Naphthalene	**23.5**	2.0	ug/L	20.0		117	74-128	1.56	30	
n-Propylbenzene	**23.1**	0.50	ug/L	20.0		115	70-130	3.37	30	
Styrene	**23.2**	0.50	ug/L	20.0		116	84-123	0.129	30	
1,1,1,2-Tetrachloroethane	**22.5**	0.50	ug/L	20.0		113	70-130	2.07	30	
1,1,2,2-Tetrachloroethane	**24.0**	0.50	ug/L	20.0		120	58-126	7.03	30	
Tetrachloroethylene (PCE)	**21.4**	0.50	ug/L	20.0		107	70-130	6.56	30	
Toluene	**22.1**	0.50	ug/L	20.0		110	83-118	1.66	30	
1,2,3-Trichlorobenzene	**21.4**	0.50	ug/L	20.0		107	77-134	9.55	30	
1,2,4-Trichlorobenzene	**21.7**	0.50	ug/L	20.0		108	84-128	10.3	30	
1,1,1-Trichloroethane	**22.2**	0.50	ug/L	20.0		111	66-158	6.40	30	
1,1,2-Trichloroethane	**23.6**	0.50	ug/L	20.0		118	75-115	3.50	30	QL-03
Trichloroethylene (TCE)	**22.1**	0.50	ug/L	20.0		111	82-128	0.361	30	
Trichlorofluoromethane (R11)	**19.6**	0.50	ug/L	20.0		97.8	65-137	1.82	30	
1,2,3-Trichloropropane	**21.5**	0.50	ug/L	20.0		108	68-123	1.31	30	
1,1,2-Trichloro-1,2,2-trifluoroethane (R113)	**22.0**	0.50	ug/L	20.0		110	62-130	5.45	30	
1,3,5-Trimethylbenzene	**22.5**	0.50	ug/L	20.0		113	70-130	5.65	30	
1,2,4-Trimethylbenzene	**22.2**	0.50	ug/L	20.0		111	70-130	5.99	30	
Vinyl chloride	**26.0**	0.50	ug/L	20.0		130	51-151	13.9	30	
o-Xylene	**23.4**	0.50	ug/L	20.0		117	70-130	0.00	30	
m,p-Xylenes	**46.5**	1.0	ug/L	40.0		116	70-130	0.517	30	

Viorel Vasile
Operations Manager

LABORATORY ANALYSIS RESULTS

Client: The Source Group, Inc. (SH)
Project No: 04-NDLA-013
Project Name: DFSP Norwalk GW Sampling

AA Project No: A5334720
Date Received: 11/02/22
Date Reported: 11/21/22

Analyte	Result	Reporting Limit	Units	Spike Level	Source Result	%REC	%REC Limits	RPD	RPD Limit	Notes
VOCs & OXYGENATES by GC/MS - Quality Control										
Batch B2K0402 - EPA 5030B										
LCS Dup (B2K0402-BSD1) Continued				Prepared & Analyzed: 11/04/22						
Surrogate: 4-Bromofluorobenzene	*49.4*		*ug/L*	*50.0*		*98.7*	*80-129*			
Surrogate: Dibromofluoromethane	*56.2*		*ug/L*	*50.0*		*112*	*68-137*			
Surrogate: Toluene-d8	*49.3*		*ug/L*	*50.0*		*98.6*	*83-134*			
Matrix Spike (B2K0402-MS1)		**Source: 2K02014-02**		Prepared & Analyzed: 11/04/22						
Acetone	**37.7**	10	ug/L	20.0	13.7	120	11-169			
tert-Amyl-Methyl Ether (TAME)	**23.4**	2.0	ug/L	20.0	<2.0	117	66-133			
Benzene	**22.6**	0.50	ug/L	20.0	<0.50	113	56-135			
Bromobenzene	**22.4**	0.50	ug/L	20.0	<0.50	112	70-130			
Bromochloromethane	**23.0**	0.50	ug/L	20.0	<0.50	115	74-125			
Bromodichloromethane	**24.1**	0.50	ug/L	20.0	<0.50	120	68-144			
Bromoform	**23.5**	0.50	ug/L	20.0	<0.50	117	68-151			
Bromomethane	**17.8**	0.50	ug/L	20.0	<0.50	89.2	54-142			
2-Butanone (MEK)	**25.3**	10	ug/L	20.0	<10	126	62-145			
tert-Butyl Alcohol (TBA)	**119**	10	ug/L	100	<10	119	73-162			
sec-Butylbenzene	**22.7**	0.50	ug/L	20.0	<0.50	114	84-145			
tert-Butylbenzene	**23.4**	0.50	ug/L	20.0	<0.50	117	70-130			
n-Butylbenzene	**23.7**	0.50	ug/L	20.0	<0.50	118	70-130			
Carbon Disulfide	**22.4**	0.50	ug/L	20.0	<0.50	112	28-151			
Carbon Tetrachloride	**22.2**	0.50	ug/L	20.0	<0.50	111	58-164			
Chlorobenzene	**22.3**	0.50	ug/L	20.0	<0.50	112	70-130			
Chloroethane	**21.3**	0.50	ug/L	20.0	<0.50	107	42-164			
Chloroform	**22.5**	0.50	ug/L	20.0	<0.50	112	65-138			
Chloromethane	**22.5**	0.50	ug/L	20.0	<0.50	113	50-152			
2-Chlorotoluene	**22.0**	0.50	ug/L	20.0	<0.50	110	70-130			
4-Chlorotoluene	**22.3**	0.50	ug/L	20.0	<0.50	111	70-130			
1,2-Dibromo-3-chloropropane	**22.5**	1.0	ug/L	20.0	<1.0	113	53-161			
Dibromochloromethane	**23.6**	0.50	ug/L	20.0	<0.50	118	70-130			
1,2-Dibromoethane (EDB)	**23.6**	0.50	ug/L	20.0	<0.50	118	76-130			
Dibromomethane	**22.1**	0.50	ug/L	20.0	<0.50	111	62-135			
1,3-Dichlorobenzene	**21.5**	0.50	ug/L	20.0	<0.50	107	70-130			
1,2-Dichlorobenzene	**22.8**	0.50	ug/L	20.0	<0.50	114	70-130			
1,4-Dichlorobenzene	**21.3**	0.50	ug/L	20.0	<0.50	107	70-130			

Viorel Vasile
Operations Manager

LABORATORY ANALYSIS RESULTS

Client: The Source Group, Inc. (SH)
Project No: 04-NDLA-013
Project Name: DFSP Norwalk GW Sampling

AA Project No: A5334720
Date Received: 11/02/22
Date Reported: 11/21/22

Analyte	Result	Reporting Limit	Units	Spike Level	Source Result	%REC	%REC Limits	RPD	RPD Limit	Notes
VOCs & OXYGENATES by GC/MS - Quality Control										
Batch B2K0402 - EPA 5030B										
Matrix Spike (B2K0402-MS1) Continued Source: 2K02014-02 Prepared & Analyzed: 11/04/22										
Dichlorodifluoromethane (R12)	**19.9**	0.50	ug/L	20.0	<0.50	99.6	17-153			
1,1-Dichloroethane	**22.2**	0.50	ug/L	20.0	<0.50	111	55-131			
1,2-Dichloroethane (EDC)	**22.7**	0.50	ug/L	20.0	<0.50	114	52-168			
1,1-Dichloroethylene	**22.2**	0.50	ug/L	20.0	<0.50	111	51-140			
trans-1,2-Dichloroethylene	**22.8**	0.50	ug/L	20.0	<0.50	114	59-127			
cis-1,2-Dichloroethylene	**23.0**	0.50	ug/L	20.0	<0.50	115	70-130			
1,2-Dichloropropane	**22.4**	0.50	ug/L	20.0	<0.50	112	52-142			
2,2-Dichloropropane	**20.0**	0.50	ug/L	20.0	<0.50	100	36-168			
1,3-Dichloropropane	**22.7**	0.50	ug/L	20.0	<0.50	114	80-121			
cis-1,3-Dichloropropylene	**24.0**	0.50	ug/L	20.0	<0.50	120	66-130			
trans-1,3-Dichloropropylene	**22.5**	0.50	ug/L	20.0	<0.50	112	78-130			
1,1-Dichloropropylene	**22.8**	0.50	ug/L	20.0	<0.50	114	76-132			
Diisopropyl ether (DIPE)	**24.0**	2.0	ug/L	20.0	<2.0	120	52-138			
Ethylbenzene	**23.3**	0.50	ug/L	20.0	<0.50	116	86-128			
Ethyl-tert-Butyl Ether (ETBE)	**23.6**	2.0	ug/L	20.0	<2.0	118	64-137			
Hexachlorobutadiene	**20.1**	1.0	ug/L	20.0	<1.0	101	70-130			
2-Hexanone (MBK)	**20.0**	10	ug/L	20.0	<10	100	52-141			
Isopropylbenzene	**22.7**	0.50	ug/L	20.0	<0.50	113	70-130			
4-Isopropyltoluene	**22.7**	1.0	ug/L	20.0	<1.0	113	83-149			
Methyl-tert-Butyl Ether (MTBE)	**47.9**	1.2	ug/L	40.0	<1.2	120	56-150			
Methylene Chloride	**23.4**	5.0	ug/L	20.0	<5.0	117	70-130			
4-Methyl-2-pentanone (MIBK)	**20.6**	10	ug/L	20.0	<10	103	60-148			
Naphthalene	**23.9**	2.0	ug/L	20.0	<2.0	119	70-130			
n-Propylbenzene	**22.9**	0.50	ug/L	20.0	<0.50	114	70-130			
Styrene	**23.2**	0.50	ug/L	20.0	<0.50	116	65-141			
1,1,1,2-Tetrachloroethane	**22.8**	0.50	ug/L	20.0	<0.50	114	70-130			
1,1,2,2-Tetrachloroethane	**23.3**	0.50	ug/L	20.0	<0.50	117	62-134			
Tetrachloroethylene (PCE)	**21.6**	0.50	ug/L	20.0	<0.50	108	70-130			
Toluene	**21.8**	0.50	ug/L	20.0	<0.50	109	81-123			
1,2,3-Trichlorobenzene	**20.7**	0.50	ug/L	20.0	<0.50	103	73-144			
1,2,4-Trichlorobenzene	**21.8**	0.50	ug/L	20.0	<0.50	109	80-137			
1,1,1-Trichloroethane	**22.7**	0.50	ug/L	20.0	<0.50	113	62-164			

Viorel Vasile
Operations Manager

LABORATORY ANALYSIS RESULTS

Client: The Source Group, Inc. (SH)
Project No: 04-NDLA-013
Project Name: DFSP Norwalk GW Sampling

AA Project No: A5334720
Date Received: 11/02/22
Date Reported: 11/21/22

Analyte	Result	Reporting Limit	Units	Spike Level	Source Result	%REC	%REC Limits	RPD	RPD Limit	Notes
VOCs & OXYGENATES by GC/MS - Quality Control										
Batch B2K0402 - EPA 5030B										
Matrix Spike (B2K0402-MS1) Continued Source: 2K02014-02 Prepared & Analyzed: 11/04/22										
1,1,2-Trichloroethane	**23.3**	0.50	ug/L	20.0	<0.50	117	76-122			
Trichloroethylene (TCE)	**22.5**	0.50	ug/L	20.0	<0.50	112	72-136			
Trichlorofluoromethane (R11)	**19.4**	0.50	ug/L	20.0	<0.50	96.9	59-144			
1,2,3-Trichloropropane	**22.6**	0.50	ug/L	20.0	<0.50	113	69-135			
1,1,2-Trichloro-1,2,2-trifluoroethane (R113)	**21.9**	0.50	ug/L	20.0	<0.50	110	62-126			
1,3,5-Trimethylbenzene	**22.7**	0.50	ug/L	20.0	<0.50	114	70-130			
1,2,4-Trimethylbenzene	**22.6**	0.50	ug/L	20.0	<0.50	113	89-134			
Vinyl chloride	**25.2**	0.50	ug/L	20.0	<0.50	126	54-150			
o-Xylene	**23.7**	0.50	ug/L	20.0	<0.50	119	70-130			
m,p-Xylenes	**46.7**	1.0	ug/L	40.0	<1.0	117	70-130			
Surrogate: 4-Bromofluorobenzene	*49.6*		*ug/L*	*50.0*		*99.2*	*80-129*			
Surrogate: Dibromofluoromethane	*54.8*		*ug/L*	*50.0*		*110*	*68-137*			
Surrogate: Toluene-d8	*49.0*		*ug/L*	*50.0*		*98.1*	*83-134*			
Matrix Spike Dup (B2K0402-MSD1) **Source: 2K02014-02** Prepared & Analyzed: 11/04/22										
Acetone	**34.1**	10	ug/L	20.0	13.7	102	11-169	10.0	30	
tert-Amyl-Methyl Ether (TAME)	**25.0**	2.0	ug/L	20.0	<2.0	125	66-133	6.52	30	
Benzene	**23.6**	0.50	ug/L	20.0	<0.50	118	56-135	4.42	30	
Bromobenzene	**24.4**	0.50	ug/L	20.0	<0.50	122	70-130	8.48	30	
Bromochloromethane	**24.0**	0.50	ug/L	20.0	<0.50	120	74-125	4.47	30	
Bromodichloromethane	**25.1**	0.50	ug/L	20.0	<0.50	126	68-144	4.35	30	
Bromoform	**24.5**	0.50	ug/L	20.0	<0.50	122	68-151	4.13	30	
Bromomethane	**19.0**	0.50	ug/L	20.0	<0.50	94.8	54-142	5.98	30	
2-Butanone (MEK)	**27.5**	10	ug/L	20.0	<10	137	62-145	8.22	30	
tert-Butyl Alcohol (TBA)	**127**	10	ug/L	100	<10	127	73-162	6.02	30	
sec-Butylbenzene	**24.6**	0.50	ug/L	20.0	<0.50	123	84-145	8.16	30	
tert-Butylbenzene	**25.3**	0.50	ug/L	20.0	<0.50	127	70-130	8.10	30	
n-Butylbenzene	**25.7**	0.50	ug/L	20.0	<0.50	128	70-130	8.15	30	
Carbon Disulfide	**23.9**	0.50	ug/L	20.0	<0.50	119	28-151	6.40	30	
Carbon Tetrachloride	**23.0**	0.50	ug/L	20.0	<0.50	115	58-164	3.68	30	
Chlorobenzene	**24.3**	0.50	ug/L	20.0	<0.50	122	70-130	8.62	30	

Viorel Vasile
Operations Manager

LABORATORY ANALYSIS RESULTS

Client: The Source Group, Inc. (SH)
Project No: 04-NDLA-013
Project Name: DFSP Norwalk GW Sampling

AA Project No: A5334720
Date Received: 11/02/22
Date Reported: 11/21/22

Analyte	Result	Reporting Limit	Units	Spike Level	Source Result	%REC	%REC Limits	RPD	RPD Limit	Notes
VOCs & OXYGENATES by GC/MS - Quality Control										
Batch B2K0402 - EPA 5030B										
Matrix Spike Dup (B2K0402-MSD1) Continued	**Source: 2K02014-02** Prepared & Analyzed: 11/04/22									
Chloroethane	**22.2**	0.50	ug/L	20.0	<0.50	111	42-164	3.96	30	
Chloroform	**23.4**	0.50	ug/L	20.0	<0.50	117	65-138	3.88	30	
Chloromethane	**21.4**	0.50	ug/L	20.0	<0.50	107	50-152	4.87	30	
2-Chlorotoluene	**23.9**	0.50	ug/L	20.0	<0.50	120	70-130	8.05	30	
4-Chlorotoluene	**23.7**	0.50	ug/L	20.0	<0.50	119	70-130	6.35	30	
1,2-Dibromo-3-chloropropane	**23.6**	1.0	ug/L	20.0	<1.0	118	53-161	4.69	30	
Dibromochloromethane	**24.9**	0.50	ug/L	20.0	<0.50	124	70-130	5.24	30	
1,2-Dibromoethane (EDB)	**25.8**	0.50	ug/L	20.0	<0.50	129	76-130	8.91	30	
Dibromomethane	**24.6**	0.50	ug/L	20.0	<0.50	123	62-135	10.4	30	
1,3-Dichlorobenzene	**23.1**	0.50	ug/L	20.0	<0.50	116	70-130	7.22	30	
1,2-Dichlorobenzene	**24.3**	0.50	ug/L	20.0	<0.50	121	70-130	6.50	30	
1,4-Dichlorobenzene	**23.0**	0.50	ug/L	20.0	<0.50	115	70-130	7.58	30	
Dichlorodifluoromethane (R12)	**20.3**	0.50	ug/L	20.0	<0.50	102	17-153	1.84	30	
1,1-Dichloroethane	**24.0**	0.50	ug/L	20.0	<0.50	120	55-131	8.18	30	
1,2-Dichloroethane (EDC)	**23.3**	0.50	ug/L	20.0	<0.50	117	52-168	2.74	30	
1,1-Dichloroethylene	**23.2**	0.50	ug/L	20.0	<0.50	116	51-140	4.41	30	
trans-1,2-Dichloroethylene	**23.5**	0.50	ug/L	20.0	<0.50	117	59-127	3.16	30	
cis-1,2-Dichloroethylene	**24.6**	0.50	ug/L	20.0	<0.50	123	70-130	6.82	30	
1,2-Dichloropropane	**23.6**	0.50	ug/L	20.0	<0.50	118	52-142	5.34	30	
2,2-Dichloropropane	**20.7**	0.50	ug/L	20.0	<0.50	103	36-168	3.34	30	
1,3-Dichloropropane	**24.2**	0.50	ug/L	20.0	<0.50	121	80-121	6.18	30	
cis-1,3-Dichloropropylene	**25.6**	0.50	ug/L	20.0	<0.50	128	66-130	6.13	30	
trans-1,3-Dichloropropylene	**25.2**	0.50	ug/L	20.0	<0.50	126	78-130	11.4	30	
1,1-Dichloropropylene	**24.7**	0.50	ug/L	20.0	<0.50	124	76-132	8.08	30	
Diisopropyl ether (DIPE)	**25.7**	2.0	ug/L	20.0	<2.0	129	52-138	6.87	30	
Ethylbenzene	**25.7**	0.50	ug/L	20.0	<0.50	129	86-128	9.95	30	QM-07
Ethyl-tert-Butyl Ether (ETBE)	**24.8**	2.0	ug/L	20.0	<2.0	124	64-137	4.71	30	
Hexachlorobutadiene	**22.5**	1.0	ug/L	20.0	<1.0	112	70-130	11.0	30	
2-Hexanone (MBK)	**21.9**	10	ug/L	20.0	<10	109	52-141	8.97	30	
Isopropylbenzene	**25.1**	0.50	ug/L	20.0	<0.50	126	70-130	10.2	30	
4-Isopropyltoluene	**24.8**	1.0	ug/L	20.0	<1.0	124	83-149	8.97	30	

Viorel Vasile
Operations Manager

LABORATORY ANALYSIS RESULTS

Client: The Source Group, Inc. (SH)
Project No: 04-NDLA-013
Project Name: DFSP Norwalk GW Sampling

AA Project No: A5334720
Date Received: 11/02/22
Date Reported: 11/21/22

Analyte	Result	Reporting Limit	Units	Spike Level	Source Result	%REC	%REC Limits	RPD	RPD Limit	Notes
VOCs & OXYGENATES by GC/MS - Quality Control										
Batch B2K0402 - EPA 5030B										
Matrix Spike Dup (B2K0402-MSD1) Continued				**Source: 2K02014-02**	Prepared & Analyzed: 11/04/22					
Methyl-tert-Butyl Ether (MTBE)	**49.9**	1.2	ug/L	40.0	<1.2	125	56-150	4.15	30	
Methylene Chloride	**24.3**	5.0	ug/L	20.0	<5.0	122	70-130	3.99	30	
4-Methyl-2-pentanone (MIBK)	**23.3**	10	ug/L	20.0	<10	117	60-148	12.7	30	
Naphthalene	**26.2**	2.0	ug/L	20.0	<2.0	131	70-130	9.34	30	QM-07
n-Propylbenzene	**24.8**	0.50	ug/L	20.0	<0.50	124	70-130	8.09	30	
Styrene	**24.8**	0.50	ug/L	20.0	<0.50	124	65-141	6.51	30	
1,1,1,2-Tetrachloroethane	**24.5**	0.50	ug/L	20.0	<0.50	123	70-130	7.23	30	
1,1,2,2-Tetrachloroethane	**24.9**	0.50	ug/L	20.0	<0.50	125	62-134	6.68	30	
Tetrachloroethylene (PCE)	**23.6**	0.50	ug/L	20.0	<0.50	118	70-130	8.95	30	
Toluene	**23.9**	0.50	ug/L	20.0	<0.50	120	81-123	9.09	30	
1,2,3-Trichlorobenzene	**23.2**	0.50	ug/L	20.0	<0.50	116	73-144	11.3	30	
1,2,4-Trichlorobenzene	**23.8**	0.50	ug/L	20.0	<0.50	119	80-137	8.87	30	
1,1,1-Trichloroethane	**23.7**	0.50	ug/L	20.0	<0.50	118	62-164	4.32	30	
1,1,2-Trichloroethane	**25.0**	0.50	ug/L	20.0	<0.50	125	76-122	7.03	30	QM-07
Trichloroethylene (TCE)	**23.5**	0.50	ug/L	20.0	<0.50	118	72-136	4.48	30	
Trichlorofluoromethane (R11)	**20.5**	0.50	ug/L	20.0	<0.50	102	59-144	5.57	30	
1,2,3-Trichloropropane	**23.5**	0.50	ug/L	20.0	<0.50	118	69-135	3.99	30	
1,1,2-Trichloro-1,2,2-trifluoroethane (R113)	**22.0**	0.50	ug/L	20.0	<0.50	110	62-126	0.228	30	
1,3,5-Trimethylbenzene	**24.8**	0.50	ug/L	20.0	<0.50	124	70-130	8.64	30	
1,2,4-Trimethylbenzene	**24.1**	0.50	ug/L	20.0	<0.50	120	89-134	6.26	30	
Vinyl chloride	**26.4**	0.50	ug/L	20.0	<0.50	132	54-150	4.38	30	
o-Xylene	**25.5**	0.50	ug/L	20.0	<0.50	128	70-130	7.43	30	
m,p-Xylenes	**51.1**	1.0	ug/L	40.0	<1.0	128	70-130	9.06	30	
Surrogate: 4-Bromofluorobenzene	*49.9*		*ug/L*	*50.0*		*99.8*	*80-129*			
Surrogate: Dibromofluoromethane	*52.5*		*ug/L*	*50.0*		*105*	*68-137*			
Surrogate: Toluene-d8	*49.2*		*ug/L*	*50.0*		*98.4*	*83-134*			
Diesel Range Organics by GC/FID - Quality Control										
Batch B2K0404 - EPA 3510C										
Blank (B2K0404-BLK1)					Prepared: 11/04/22 Analyzed: 11/08/22					

Viorel Vasile
Operations Manager

LABORATORY ANALYSIS RESULTS

Client: The Source Group, Inc. (SH)
Project No: 04-NDLA-013
Project Name: DFSP Norwalk GW Sampling

AA Project No: A5334720
Date Received: 11/02/22
Date Reported: 11/21/22

Analyte	Result	Reporting Limit	Units	Spike Level	Source Result	%REC	%REC Limits	RPD	RPD Limit	Notes
Diesel Range Organics by GC/FID - Quality Control										
Batch B2K0404 - EPA 3510C										
Blank (B2K0404-BLK1) Continued				Prepared: 11/04/22 Analyzed: 11/08/22						
Diesel Range Organics as Diesel	<0.10	0.10	mg/L							
Surrogate: o-Terphenyl	*0.0368*		*mg/L*	*0.0400*		*92.0*	*50-150*			
LCS (B2K0404-BS1)				Prepared: 11/04/22 Analyzed: 11/08/22						
Diesel Range Organics as Diesel	**0.566**	0.10	mg/L	0.800		70.7	36-132			
Surrogate: o-Terphenyl	*0.0440*		*mg/L*	*0.0400*		*110*	*50-150*			
LCS Dup (B2K0404-BSD1)				Prepared: 11/04/22 Analyzed: 11/08/22						
Diesel Range Organics as Diesel	**0.611**	0.10	mg/L	0.800		76.4	36-132	7.68	30	
Surrogate: o-Terphenyl	*0.0436*		*mg/L*	*0.0400*		*109*	*50-150*			
Gasoline Range Organics by GC/FID - Quality Control										
*Batch B2K0708 - *** DEFAULT PREP ****										
Blank (B2K0708-BLK1)				Prepared & Analyzed: 11/07/22						
Gasoline Range Organics (GRO)	<100	100	ug/L							
Surrogate: a,a,a-Trifluorotoluene	*49.9*		*ug/L*	*50.0*		*99.8*	*80-120*			
LCS (B2K0708-BS1)				Prepared & Analyzed: 11/07/22						
Gasoline Range Organics (GRO)	**480**	100	ug/L	500		95.9	75-125		30	
Surrogate: a,a,a-Trifluorotoluene	*55.8*		*ug/L*	*50.0*		*112*	*80-120*			
LCS Dup (B2K0708-BSD1)				Prepared & Analyzed: 11/07/22						
Gasoline Range Organics (GRO)	**457**	100	ug/L	500		91.4	75-125	4.89	30	
Surrogate: a,a,a-Trifluorotoluene	*56.8*		*ug/L*	*50.0*		*114*	*80-120*			
Matrix Spike (B2K0708-MS1)			**Source: 2K02014-12**	Prepared & Analyzed: 11/07/22						
Gasoline Range Organics (GRO)	**464**	100	ug/L	500	43.0	84.2	70-130		30	
Surrogate: a,a,a-Trifluorotoluene	*58.9*		*ug/L*	*50.0*		*118*	*80-120*			
Matrix Spike Dup (B2K0708-MSD1)			**Source: 2K02014-12**	Prepared & Analyzed: 11/07/22						
Gasoline Range Organics (GRO)	**511**	100	ug/L	500	43.0	93.5	70-130	9.56	30	
Surrogate: a,a,a-Trifluorotoluene	*52.8*		*ug/L*	*50.0*		*106*	*80-120*			

Viorel Vasile
Operations Manager

LABORATORY ANALYSIS RESULTS

Client:	The Source Group, Inc. (SH)	**AA Project No:**	A5334720
Project No:	04-NDLA-013	**Date Received:**	11/02/22
Project Name:	DFSP Norwalk GW Sampling	**Date Reported:**	11/21/22

Special Notes

[1] = **QL-02** : The recovery for this analyte is outside of the acceptance control limits for the LCS. The data was validated based on the acceptable recovery for this analyte in the LCSD.

[2] = **QL-03** : The recovery for this analyte is outside of the acceptance control limits for the LCSD. The data was validated based on the acceptable recovery for this analyte in the LCS.

[3] = **QM-07** : The spike recovery was outside acceptance limits for the MS and/or MSD. The batch was accepted based on acceptable LCS or LCSD recovery.

Viorel Vasile
Operations Manager

AMERICAN ANALYTICS CHAIN-OF-CUSTODY RECORD

9765 ETON AVE., CHATSWORTH, CA 91311
Tel: 818-998-5547 FAX: 818-998-7258

A.A. COC No.: 25620
20201313
Page 1 of 1

Client: APEX	**Project Name / No.:** DPSP NORWALK	**Sampler's Name:** DAVID WEBSTER
Project Manager: DAN SWENSSON	**Site Address:** 15306 Norwalk Blvd	**Sampler's Signature:**
Phone: 562-597-1055	**City:** Norwalk	**P.O. No.:** —
Fax: 562-597-1070	**State & Zip:** Ca 90650	**Quote No.:** —

TAT Turnaround Codes **

(1) = Same Day Rush
(2) = 24 Hour Rush
(3) = 48 Hour Rush
(4) = 72 Hour Rush
(5) = 5 Day Rush
X = 10 Working Days (Standard TAT)

ANALYSIS REQUESTED (Test Name)

Please enter the TAT Turnaround Codes ** below

Client I.D.	A.A. I.D.	Date	Time	Sample Matrix	No. of Cont	8260B	8015M D	8015 TPHG								Special Instructions
QCTB-1	2K02014-01	11-2-22	600	GW	2	X										
GMW-42	-02	11-2-22	815	GW	6	X	X	X								
GMW-17R	-03	11-2-22	857	GW	6	X	X	X								
DUP-3	-04	11-2-22	XXXX	GW	6	X	X	X								
TF-9R	-05	11-2-22	935	GW	6	X	X	X								
MW-26	-06	11-2-22	1012	GW	6	X	X	X								
MW-22(MID)	-07	11-2-22	1050	GW	6	X	X	X								
GW-13	-08	11-2-22	1130	GW	6	X	X	X								
GW-3	-09	11-2-22	1205	GW	6	X	X	X								
MW-24	-10	11-2-22	1240	GW	6	X	X	X								
GW-6	-11	11-2-22	112	GW	6	X	X	X								
GMW-21	-12	11-2-22	140	GW	6	X	X	X								'22 NOV 2 16:10
QCEB-1	-13	11-2-22	145	GW	3	X	X									

For Laboratory Use

REVIEWED
Date 11/3/22 Time 0515
TAT N Days Sign:

A.A. Project No.: AS 334720/2K02014

	Relinquished by	Date	Time	Received by
1		11/2/22	2:00	
2		11/2/22	16:10	
3				

Note: By relinquishing samples to American Analytics, client agrees to pay for the services requested on this chain of custody form and any additional client-requested analyses performed on this project. Payment for services is due within 30 days from the date of invoice. Sample(s) will be disposed of after 45 days following the submittal of the sample(s) to American Analytics.

AMERICAN ANALYTICS

9765 Eton Avenue
Chatsworth
California 91311
Tel: (818) 998-5547
Fax: (818) 998-7258

November 21, 2022

Neil Irish

The Source Group, Inc. (SH)

1962 Freeman Ave.

Signal Hill, CA 90755

Re : DFSP Norwalk GW Sampling / 04-NDLA-013

A5334722 / 2K07021

Enclosed is an analytical report for the above-referenced project. The samples included in this report were received on 11/04/22 17:40 and analyzed in accordance with the attached chain-of-custody.

Unless otherwise noted, all analytical testing was accomplished in accordance with the guidelines established in our Quality Assurance Program Manual, applicable standard operating procedures, and other related documentation. The results in this analytical report are limited to the samples tested and any reproduction thereof must be made in its entirety.

If you have any questions regarding this report or require additional information please call me at American Analytics.

Sincerely,

Viorel Vasile

Operations Manager

LABORATORY ANALYSIS RESULTS

Client: The Source Group, Inc. (SH)
Project No: 04-NDLA-013
Project Name: DFSP Norwalk GW Sampling

AA Project No: A5334722
Date Received: 11/04/22
Date Reported: 11/21/22

Sample ID	Laboratory ID	Matrix	TAT	Date Sampled	Date Received
8260B+OXY+TPHG					
QCTB-1	2K07021-01	Water	5	11/03/22 06:00	11/04/22 17:40
QCEB-1	2K07021-13	Water	5	11/03/22 14:20	11/04/22 17:40
8260B+OXYGENATES					
GMW-6	2K07021-02	Water	5	11/03/22 08:32	11/04/22 17:40
GMW-56	2K07021-03	Water	5	11/03/22 09:17	11/04/22 17:40
GMW-57	2K07021-04	Water	5	11/03/22 09:55	11/04/22 17:40
DUP-4	2K07021-05	Water	5	11/03/22 00:00	11/04/22 17:40
GW-15	2K07021-06	Water	5	11/03/22 10:30	11/04/22 17:40
GMW-59	2K07021-07	Water	5	11/03/22 11:05	11/04/22 17:40
MW-29	2K07021-08	Water	5	11/03/22 11:42	11/04/22 17:40
GMW-12	2K07021-09	Water	5	11/03/22 12:15	11/04/22 17:40
GMW-43	2K07021-10	Water	5	11/03/22 12:55	11/04/22 17:40
GMW-44	2K07021-11	Water	5	11/03/22 13:35	11/04/22 17:40
GMW-19	2K07021-12	Water	5	11/03/22 14:10	11/04/22 17:40
Diesel Range Organics 8015M					
GMW-6	2K07021-02	Water	5	11/03/22 08:32	11/04/22 17:40
GMW-56	2K07021-03	Water	5	11/03/22 09:17	11/04/22 17:40
GMW-57	2K07021-04	Water	5	11/03/22 09:55	11/04/22 17:40

Viorel Vasile
Operations Manager

LABORATORY ANALYSIS RESULTS

Client: The Source Group, Inc. (SH)
Project No: 04-NDLA-013
Project Name: DFSP Norwalk GW Sampling

AA Project No: A5334722
Date Received: 11/04/22
Date Reported: 11/21/22

Sample ID	Laboratory ID	Matrix	TAT	Date Sampled	Date Received
DUP-4	2K07021-05	Water	5	11/03/22 00:00	11/04/22 17:40
GW-15	2K07021-06	Water	5	11/03/22 10:30	11/04/22 17:40
GMW-59	2K07021-07	Water	5	11/03/22 11:05	11/04/22 17:40
MW-29	2K07021-08	Water	5	11/03/22 11:42	11/04/22 17:40
GMW-12	2K07021-09	Water	5	11/03/22 12:15	11/04/22 17:40
GMW-43	2K07021-10	Water	5	11/03/22 12:55	11/04/22 17:40
GMW-44	2K07021-11	Water	5	11/03/22 13:35	11/04/22 17:40
GMW-19	2K07021-12	Water	5	11/03/22 14:10	11/04/22 17:40
QCEB-1	2K07021-13	Water	5	11/03/22 14:20	11/04/22 17:40
Gasoline Range Organics 8015M					
GMW-6	2K07021-02	Water	5	11/03/22 08:32	11/04/22 17:40
GMW-56	2K07021-03	Water	5	11/03/22 09:17	11/04/22 17:40
GMW-57	2K07021-04	Water	5	11/03/22 09:55	11/04/22 17:40
DUP-4	2K07021-05	Water	5	11/03/22 00:00	11/04/22 17:40
GW-15	2K07021-06	Water	5	11/03/22 10:30	11/04/22 17:40
GMW-59	2K07021-07	Water	5	11/03/22 11:05	11/04/22 17:40
MW-29	2K07021-08	Water	5	11/03/22 11:42	11/04/22 17:40
GMW-12	2K07021-09	Water	5	11/03/22 12:15	11/04/22 17:40
GMW-43	2K07021-10	Water	5	11/03/22 12:55	11/04/22 17:40
GMW-44	2K07021-11	Water	5	11/03/22 13:35	11/04/22 17:40

Viorel Vasile
Operations Manager

LABORATORY ANALYSIS RESULTS

Client: The Source Group, Inc. (SH)
Project No: 04-NDLA-013
Project Name: DFSP Norwalk GW Sampling

AA Project No: A5334722
Date Received: 11/04/22
Date Reported: 11/21/22

Sample ID	Laboratory ID	Matrix	TAT	Date Sampled	Date Received
GMW-19	2K07021-12	Water	5	11/03/22 14:10	11/04/22 17:40

Viorel Vasile
Operations Manager

LABORATORY ANALYSIS RESULTS

Client:	The Source Group, Inc. (SH)	**AA Project No:**	A5334722
Project No:	04-NDLA-013	**Date Received:**	11/04/22
Project Name:	DFSP Norwalk GW Sampling	**Date Reported:**	11/21/22
Method:	VOCs, OXY & TPH Gasoline by GC/MS	**Units:**	ug/L

Date Sampled:	11/03/22	11/03/22	
Date Prepared:	11/07/22	11/07/22	
Date Analyzed:	11/07/22	11/07/22	
AA ID No:	2K07021-01	2K07021-13	
Client ID No:	QCTB-1	QCEB-1	
Matrix:	Water	Water	
Dilution Factor:	1	1	MRL
8260B+OXY+TPHG (EPA 8260B)			
Acetone	<10	**11**	10
tert-Amyl-Methyl Ether (TAME)	<2.0	<2.0	2.0
Benzene	<0.50	<0.50	0.50
Bromobenzene	<0.50	<0.50	0.50
Bromochloromethane	<0.50	<0.50	0.50
Bromodichloromethane	<0.50	<0.50	0.50
Bromoform	<0.50	<0.50	0.50
Bromomethane	<0.50	<0.50	0.50
2-Butanone (MEK)	<10	<10	10
tert-Butyl Alcohol (TBA)	<10	<10	10
sec-Butylbenzene	<0.50	<0.50	0.50
tert-Butylbenzene	<0.50	<0.50	0.50
n-Butylbenzene	<0.50	<0.50	0.50
Carbon Disulfide	<0.50	<0.50	0.50
Carbon Tetrachloride	<0.50	<0.50	0.50
Chlorobenzene	<0.50	<0.50	0.50
Chloroethane	<0.50	<0.50	0.50
Chloroform	<0.50	<0.50	0.50
Chloromethane	<0.50	<0.50	0.50
2-Chlorotoluene	<0.50	<0.50	0.50
4-Chlorotoluene	<0.50	<0.50	0.50
1,2-Dibromo-3-chloropropane	<1.0	<1.0	1.0
Dibromochloromethane	<0.50	<0.50	0.50
1,2-Dibromoethane (EDB)	<0.50	<0.50	0.50
Dibromomethane	<0.50	<0.50	0.50
1,3-Dichlorobenzene	<0.50	<0.50	0.50
1,2-Dichlorobenzene	<0.50	<0.50	0.50

Viorel Vasile
Operations Manager

LABORATORY ANALYSIS RESULTS

Client:	The Source Group, Inc. (SH)	**AA Project No:**	A5334722
Project No:	04-NDLA-013	**Date Received:**	11/04/22
Project Name:	DFSP Norwalk GW Sampling	**Date Reported:**	11/21/22
Method:	VOCs, OXY & TPH Gasoline by GC/MS	**Units:**	ug/L

Date Sampled:	11/03/22	11/03/22	
Date Prepared:	11/07/22	11/07/22	
Date Analyzed:	11/07/22	11/07/22	
AA ID No:	2K07021-01	2K07021-13	
Client ID No:	QCTB-1	QCEB-1	
Matrix:	Water	Water	
Dilution Factor:	1	1	MRL
8260B+OXY+TPHG (EPA 8260B) (continued)			
1,4-Dichlorobenzene	<0.50	<0.50	0.50
Dichlorodifluoromethane (R12)	<0.50	<0.50	0.50
1,1-Dichloroethane	<0.50	<0.50	0.50
1,2-Dichloroethane (EDC)	<0.50	<0.50	0.50
1,1-Dichloroethylene	<0.50	<0.50	0.50
trans-1,2-Dichloroethylene	<0.50	<0.50	0.50
cis-1,2-Dichloroethylene	<0.50	<0.50	0.50
1,2-Dichloropropane	<0.50	<0.50	0.50
2,2-Dichloropropane	<0.50	<0.50	0.50
1,3-Dichloropropane	<0.50	<0.50	0.50
cis-1,3-Dichloropropylene	<0.50	<0.50	0.50
trans-1,3-Dichloropropylene	<0.50	<0.50	0.50
1,1-Dichloropropylene	<0.50	<0.50	0.50
Diisopropyl ether (DIPE)	<2.0	<2.0	2.0
Ethylbenzene	<0.50	<0.50	0.50
Ethyl-tert-Butyl Ether (ETBE)	<2.0	<2.0	2.0
Gasoline Range Organics (GRO)	<100	<100	100
Hexachlorobutadiene	<1.0	<1.0	1.0
2-Hexanone (MBK)	<10	<10	10
Isopropylbenzene	<0.50	<0.50	0.50
4-Isopropyltoluene	<1.0	<1.0	1.0
Methyl-tert-Butyl Ether (MTBE)	<1.2	<1.2	1.2
Methylene Chloride	<5.0	<5.0	5.0
4-Methyl-2-pentanone (MIBK)	<10	<10	10
Naphthalene	<2.0	<2.0	2.0
n-Propylbenzene	<0.50	<0.50	0.50

Viorel Vasile
Operations Manager

LABORATORY ANALYSIS RESULTS

Client:	The Source Group, Inc. (SH)	**AA Project No:**	A5334722
Project No:	04-NDLA-013	**Date Received:**	11/04/22
Project Name:	DFSP Norwalk GW Sampling	**Date Reported:**	11/21/22
Method:	VOCs, OXY & TPH Gasoline by GC/MS	**Units:**	ug/L

Date Sampled:	11/03/22	11/03/22	
Date Prepared:	11/07/22	11/07/22	
Date Analyzed:	11/07/22	11/07/22	
AA ID No:	2K07021-01	2K07021-13	
Client ID No:	QCTB-1	QCEB-1	
Matrix:	Water	Water	
Dilution Factor:	1	1	MRL
8260B+OXY+TPHG (EPA 8260B) (continued)			
Styrene	<0.50	<0.50	0.50
1,1,1,2-Tetrachloroethane	<0.50	<0.50	0.50
1,1,2,2-Tetrachloroethane	<0.50	<0.50	0.50
Tetrachloroethylene (PCE)	<0.50	<0.50	0.50
Toluene	<0.50	<0.50	0.50
1,2,3-Trichlorobenzene	<0.50	<0.50	0.50
1,2,4-Trichlorobenzene	<0.50	<0.50	0.50
1,1,1-Trichloroethane	<0.50	<0.50	0.50
1,1,2-Trichloroethane	<0.50	<0.50	0.50
Trichloroethylene (TCE)	<0.50	<0.50	0.50
Trichlorofluoromethane (R11)	<0.50	<0.50	0.50
1,2,3-Trichloropropane	<0.50	<0.50	0.50
1,1,2-Trichloro-1,2,2-trifluoroethane (R113)	<0.50	<0.50	0.50
1,3,5-Trimethylbenzene	<0.50	<0.50	0.50
1,2,4-Trimethylbenzene	<0.50	<0.50	0.50
Vinyl chloride	<0.50	<0.50	0.50
o-Xylene	<0.50	<0.50	0.50
m,p-Xylenes	<1.0	<1.0	1.0

Surrogates			**%REC Limits**
4-Bromofluorobenzene	103%	109%	80-129
Dibromofluoromethane	101%	98%	68-137
Toluene-d8	109%	112%	83-134

Viorel Vasile
Operations Manager

LABORATORY ANALYSIS RESULTS

Client: The Source Group, Inc. (SH)
Project No: 04-NDLA-013
Project Name: DFSP Norwalk GW Sampling
Method: VOCs & OXYGENATES by GC/MS

AA Project No: A5334722
Date Received: 11/04/22
Date Reported: 11/21/22
Units: ug/L

Date Sampled:	11/03/22	11/03/22	11/03/22	11/03/22	
Date Prepared:	11/07/22	11/07/22	11/07/22	11/07/22	
Date Analyzed:	11/07/22	11/07/22	11/07/22	11/07/22	
AA ID No:	2K07021-02	2K07021-03	2K07021-04	2K07021-05	
Client ID No:	GMW-6	GMW-56	GMW-57	DUP-4	
Matrix:	Water	Water	Water	Water	
Dilution Factor:	1	1	1	1	MRL
8260B+OXYGENATES (EPA 8260B)					
Acetone	**12**	<10	<10	**12**	10
tert-Amyl-Methyl Ether (TAME)	<2.0	<2.0	<2.0	<2.0	2.0
Benzene	<0.50	<0.50	<0.50	<0.50	0.50
Bromobenzene	<0.50	<0.50	<0.50	<0.50	0.50
Bromochloromethane	<0.50	<0.50	<0.50	<0.50	0.50
Bromodichloromethane	<0.50	<0.50	<0.50	<0.50	0.50
Bromoform	<0.50	<0.50	<0.50	<0.50	0.50
Bromomethane	<0.50	<0.50	<0.50	<0.50	0.50
2-Butanone (MEK)	<10	<10	<10	<10	10
tert-Butyl Alcohol (TBA)	<10	<10	<10	<10	10
sec-Butylbenzene	<0.50	<0.50	<0.50	<0.50	0.50
tert-Butylbenzene	<0.50	<0.50	<0.50	<0.50	0.50
n-Butylbenzene	<0.50	<0.50	<0.50	<0.50	0.50
Carbon Disulfide	<0.50	<0.50	<0.50	<0.50	0.50
Carbon Tetrachloride	<0.50	<0.50	<0.50	<0.50	0.50
Chlorobenzene	<0.50	<0.50	<0.50	<0.50	0.50
Chloroethane	<0.50	<0.50	<0.50	<0.50	0.50
Chloroform	<0.50	<0.50	<0.50	<0.50	0.50
Chloromethane	<0.50	<0.50	<0.50	<0.50	0.50
2-Chlorotoluene	<0.50	<0.50	<0.50	<0.50	0.50
4-Chlorotoluene	<0.50	<0.50	<0.50	<0.50	0.50
1,2-Dibromo-3-chloropropane	<1.0	<1.0	<1.0	<1.0	1.0
Dibromochloromethane	<0.50	<0.50	<0.50	<0.50	0.50
1,2-Dibromoethane (EDB)	<0.50	<0.50	<0.50	<0.50	0.50
Dibromomethane	<0.50	<0.50	<0.50	<0.50	0.50
1,3-Dichlorobenzene	<0.50	<0.50	<0.50	<0.50	0.50
1,2-Dichlorobenzene	<0.50	<0.50	<0.50	<0.50	0.50

Viorel Vasile
Operations Manager

LABORATORY ANALYSIS RESULTS

Client: The Source Group, Inc. (SH)
Project No: 04-NDLA-013
Project Name: DFSP Norwalk GW Sampling
Method: VOCs & OXYGENATES by GC/MS

AA Project No: A5334722
Date Received: 11/04/22
Date Reported: 11/21/22
Units: ug/L

Date Sampled:	11/03/22	11/03/22	11/03/22	11/03/22	
Date Prepared:	11/07/22	11/07/22	11/07/22	11/07/22	
Date Analyzed:	11/07/22	11/07/22	11/07/22	11/07/22	
AA ID No:	2K07021-02	2K07021-03	2K07021-04	2K07021-05	
Client ID No:	GMW-6	GMW-56	GMW-57	DUP-4	
Matrix:	Water	Water	Water	Water	
Dilution Factor:	1	1	1	1	MRL
8260B+OXYGENATES (EPA 8260B) (continued)					
1,4-Dichlorobenzene	<0.50	<0.50	<0.50	<0.50	0.50
Dichlorodifluoromethane (R12)	<0.50	<0.50	<0.50	<0.50	0.50
1,1-Dichloroethane	<0.50	<0.50	<0.50	<0.50	0.50
1,2-Dichloroethane (EDC)	<0.50	<0.50	<0.50	<0.50	0.50
1,1-Dichloroethylene	<0.50	<0.50	<0.50	<0.50	0.50
trans-1,2-Dichloroethylene	<0.50	<0.50	<0.50	<0.50	0.50
cis-1,2-Dichloroethylene	<0.50	<0.50	<0.50	<0.50	0.50
1,2-Dichloropropane	<0.50	<0.50	<0.50	<0.50	0.50
2,2-Dichloropropane	<0.50	<0.50	<0.50	<0.50	0.50
1,3-Dichloropropane	<0.50	<0.50	<0.50	<0.50	0.50
cis-1,3-Dichloropropylene	<0.50	<0.50	<0.50	<0.50	0.50
trans-1,3-Dichloropropylene	<0.50	<0.50	<0.50	<0.50	0.50
1,1-Dichloropropylene	<0.50	<0.50	<0.50	<0.50	0.50
Diisopropyl ether (DIPE)	<2.0	<2.0	<2.0	<2.0	2.0
Ethylbenzene	<0.50	<0.50	<0.50	<0.50	0.50
Ethyl-tert-Butyl Ether (ETBE)	<2.0	<2.0	<2.0	<2.0	2.0
Hexachlorobutadiene	<1.0	<1.0	<1.0	<1.0	1.0
2-Hexanone (MBK)	<10	<10	<10	<10	10
Isopropylbenzene	<0.50	<0.50	<0.50	<0.50	0.50
4-Isopropyltoluene	<1.0	<1.0	<1.0	<1.0	1.0
Methyl-tert-Butyl Ether (MTBE)	<1.2	<1.2	<1.2	<1.2	1.2
Methylene Chloride	<5.0	<5.0	<5.0	<5.0	5.0
4-Methyl-2-pentanone (MIBK)	<10	<10	<10	<10	10
Naphthalene	<2.0	<2.0	<2.0	<2.0	2.0
n-Propylbenzene	<0.50	<0.50	<0.50	<0.50	0.50
Styrene	<0.50	<0.50	<0.50	<0.50	0.50
1,1,1,2-Tetrachloroethane	<0.50	<0.50	<0.50	<0.50	0.50

Viorel Vasile
Operations Manager

LABORATORY ANALYSIS RESULTS

Client: The Source Group, Inc. (SH)
Project No: 04-NDLA-013
Project Name: DFSP Norwalk GW Sampling
Method: VOCs & OXYGENATES by GC/MS

AA Project No: A5334722
Date Received: 11/04/22
Date Reported: 11/21/22
Units: ug/L

Date Sampled:	11/03/22	11/03/22	11/03/22	11/03/22	
Date Prepared:	11/07/22	11/07/22	11/07/22	11/07/22	
Date Analyzed:	11/07/22	11/07/22	11/07/22	11/07/22	
AA ID No:	2K07021-02	2K07021-03	2K07021-04	2K07021-05	
Client ID No:	GMW-6	GMW-56	GMW-57	DUP-4	
Matrix:	Water	Water	Water	Water	
Dilution Factor:	1	1	1	1	MRL
8260B+OXYGENATES (EPA 8260B) (continued)					
1,1,2,2-Tetrachloroethane	<0.50	<0.50	<0.50	<0.50	0.50
Tetrachloroethylene (PCE)	<0.50	<0.50	<0.50	<0.50	0.50
Toluene	<0.50	<0.50	<0.50	<0.50	0.50
1,2,3-Trichlorobenzene	<0.50	<0.50	<0.50	<0.50	0.50
1,2,4-Trichlorobenzene	<0.50	<0.50	<0.50	<0.50	0.50
1,1,1-Trichloroethane	<0.50	<0.50	<0.50	<0.50	0.50
1,1,2-Trichloroethane	<0.50	<0.50	<0.50	<0.50	0.50
Trichloroethylene (TCE)	<0.50	<0.50	<0.50	<0.50	0.50
Trichlorofluoromethane (R11)	<0.50	<0.50	<0.50	<0.50	0.50
1,2,3-Trichloropropane	<0.50	<0.50	<0.50	<0.50	0.50
1,1,2-Trichloro-1,2,2-trifluoroethane (R113)	<0.50	<0.50	<0.50	<0.50	0.50
1,3,5-Trimethylbenzene	<0.50	<0.50	<0.50	<0.50	0.50
1,2,4-Trimethylbenzene	<0.50	<0.50	<0.50	<0.50	0.50
Vinyl chloride	<0.50	<0.50	<0.50	<0.50	0.50
o-Xylene	<0.50	<0.50	<0.50	<0.50	0.50
m,p-Xylenes	<1.0	<1.0	<1.0	<1.0	1.0
Surrogates					**%REC Limits**
4-Bromofluorobenzene	103%	99%	101%	107%	80-129
Dibromofluoromethane	98%	94%	84%	103%	68-137
Toluene-d8	110%	109%	112%	109%	83-134

Viorel Vasile
Operations Manager

LABORATORY ANALYSIS RESULTS

Client: The Source Group, Inc. (SH)
Project No: 04-NDLA-013
Project Name: DFSP Norwalk GW Sampling
Method: VOCs & OXYGENATES by GC/MS

AA Project No: A5334722
Date Received: 11/04/22
Date Reported: 11/21/22
Units: ug/L

Date Sampled:	11/03/22	11/03/22	11/03/22	11/03/22	
Date Prepared:	11/07/22	11/07/22	11/07/22	11/07/22	
Date Analyzed:	11/07/22	11/07/22	11/07/22	11/07/22	
AA ID No:	2K07021-06	2K07021-07	2K07021-08	2K07021-09	
Client ID No:	GW-15	GMW-59	MW-29	GMW-12	
Matrix:	Water	Water	Water	Water	
Dilution Factor:	1	1	1	1	MRL
8260B+OXYGENATES (EPA 8260B)					
Acetone	<10	**13**	<10	**31**	10
tert-Amyl-Methyl Ether (TAME)	<2.0	<2.0	<2.0	<2.0	2.0
Benzene	<0.50	<0.50	<0.50	<0.50	0.50
Bromobenzene	<0.50	<0.50	<0.50	<0.50	0.50
Bromochloromethane	<0.50	<0.50	<0.50	<0.50	0.50
Bromodichloromethane	<0.50	<0.50	<0.50	<0.50	0.50
Bromoform	<0.50	<0.50	<0.50	<0.50	0.50
Bromomethane	<0.50	<0.50	<0.50	<0.50	0.50
2-Butanone (MEK)	<10	<10	<10	<10	10
tert-Butyl Alcohol (TBA)	<10	<10	<10	<10	10
sec-Butylbenzene	<0.50	<0.50	<0.50	<0.50	0.50
tert-Butylbenzene	<0.50	<0.50	<0.50	<0.50	0.50
n-Butylbenzene	<0.50	<0.50	<0.50	<0.50	0.50
Carbon Disulfide	**0.76**	<0.50	<0.50	**1.4**	0.50
Carbon Tetrachloride	<0.50	<0.50	<0.50	<0.50	0.50
Chlorobenzene	<0.50	<0.50	<0.50	<0.50	0.50
Chloroethane	<0.50	<0.50	<0.50	<0.50	0.50
Chloroform	<0.50	<0.50	<0.50	<0.50	0.50
Chloromethane	<0.50	<0.50	<0.50	<0.50	0.50
2-Chlorotoluene	<0.50	<0.50	<0.50	<0.50	0.50
4-Chlorotoluene	<0.50	<0.50	<0.50	<0.50	0.50
1,2-Dibromo-3-chloropropane	<1.0	<1.0	<1.0	<1.0	1.0
Dibromochloromethane	<0.50	<0.50	<0.50	<0.50	0.50
1,2-Dibromoethane (EDB)	<0.50	<0.50	<0.50	<0.50	0.50
Dibromomethane	<0.50	<0.50	<0.50	<0.50	0.50
1,3-Dichlorobenzene	<0.50	<0.50	<0.50	<0.50	0.50
1,2-Dichlorobenzene	<0.50	<0.50	<0.50	<0.50	0.50

Viorel Vasile
Operations Manager

LABORATORY ANALYSIS RESULTS

Client: The Source Group, Inc. (SH)
Project No: 04-NDLA-013
Project Name: DFSP Norwalk GW Sampling
Method: VOCs & OXYGENATES by GC/MS

AA Project No: A5334722
Date Received: 11/04/22
Date Reported: 11/21/22
Units: ug/L

Date Sampled:	11/03/22	11/03/22	11/03/22	11/03/22	
Date Prepared:	11/07/22	11/07/22	11/07/22	11/07/22	
Date Analyzed:	11/07/22	11/07/22	11/07/22	11/07/22	
AA ID No:	2K07021-06	2K07021-07	2K07021-08	2K07021-09	
Client ID No:	GW-15	GMW-59	MW-29	GMW-12	
Matrix:	Water	Water	Water	Water	
Dilution Factor:	1	1	1	1	MRL
8260B+OXYGENATES (EPA 8260B) (continued)					
1,4-Dichlorobenzene	<0.50	<0.50	<0.50	<0.50	0.50
Dichlorodifluoromethane (R12)	<0.50	<0.50	<0.50	<0.50	0.50
1,1-Dichloroethane	<0.50	<0.50	<0.50	<0.50	0.50
1,2-Dichloroethane (EDC)	<0.50	<0.50	<0.50	<0.50	0.50
1,1-Dichloroethylene	<0.50	<0.50	<0.50	<0.50	0.50
trans-1,2-Dichloroethylene	<0.50	<0.50	<0.50	<0.50	0.50
cis-1,2-Dichloroethylene	<0.50	<0.50	<0.50	<0.50	0.50
1,2-Dichloropropane	<0.50	<0.50	<0.50	<0.50	0.50
2,2-Dichloropropane	<0.50	<0.50	<0.50	<0.50	0.50
1,3-Dichloropropane	<0.50	<0.50	<0.50	<0.50	0.50
cis-1,3-Dichloropropylene	<0.50	<0.50	<0.50	<0.50	0.50
trans-1,3-Dichloropropylene	<0.50	<0.50	<0.50	<0.50	0.50
1,1-Dichloropropylene	<0.50	<0.50	<0.50	<0.50	0.50
Diisopropyl ether (DIPE)	<2.0	<2.0	<2.0	<2.0	2.0
Ethylbenzene	<0.50	<0.50	<0.50	<0.50	0.50
Ethyl-tert-Butyl Ether (ETBE)	<2.0	<2.0	<2.0	<2.0	2.0
Hexachlorobutadiene	<1.0	<1.0	<1.0	<1.0	1.0
2-Hexanone (MBK)	<10	<10	<10	<10	10
Isopropylbenzene	<0.50	<0.50	<0.50	<0.50	0.50
4-Isopropyltoluene	<1.0	<1.0	<1.0	<1.0	1.0
Methyl-tert-Butyl Ether (MTBE)	<1.2	<1.2	<1.2	<1.2	1.2
Methylene Chloride	<5.0	<5.0	<5.0	<5.0	5.0
4-Methyl-2-pentanone (MIBK)	<10	<10	<10	<10	10
Naphthalene	<2.0	<2.0	<2.0	**6.1**	2.0
n-Propylbenzene	<0.50	<0.50	<0.50	<0.50	0.50
Styrene	<0.50	<0.50	<0.50	<0.50	0.50
1,1,1,2-Tetrachloroethane	<0.50	<0.50	<0.50	<0.50	0.50

Viorel Vasile
Operations Manager

LABORATORY ANALYSIS RESULTS

Client: The Source Group, Inc. (SH)
Project No: 04-NDLA-013
Project Name: DFSP Norwalk GW Sampling
Method: VOCs & OXYGENATES by GC/MS

AA Project No: A5334722
Date Received: 11/04/22
Date Reported: 11/21/22
Units: ug/L

Date Sampled:	11/03/22	11/03/22	11/03/22	11/03/22	
Date Prepared:	11/07/22	11/07/22	11/07/22	11/07/22	
Date Analyzed:	11/07/22	11/07/22	11/07/22	11/07/22	
AA ID No:	2K07021-06	2K07021-07	2K07021-08	2K07021-09	
Client ID No:	GW-15	GMW-59	MW-29	GMW-12	
Matrix:	Water	Water	Water	Water	
Dilution Factor:	1	1	1	1	MRL
8260B+OXYGENATES (EPA 8260B) (continued)					
1,1,2,2-Tetrachloroethane	<0.50	<0.50	<0.50	<0.50	0.50
Tetrachloroethylene (PCE)	<0.50	<0.50	<0.50	<0.50	0.50
Toluene	<0.50	<0.50	<0.50	<0.50	0.50
1,2,3-Trichlorobenzene	<0.50	<0.50	<0.50	<0.50	0.50
1,2,4-Trichlorobenzene	<0.50	<0.50	<0.50	<0.50	0.50
1,1,1-Trichloroethane	<0.50	<0.50	<0.50	<0.50	0.50
1,1,2-Trichloroethane	<0.50	<0.50	<0.50	<0.50	0.50
Trichloroethylene (TCE)	<0.50	<0.50	<0.50	<0.50	0.50
Trichlorofluoromethane (R11)	<0.50	<0.50	<0.50	<0.50	0.50
1,2,3-Trichloropropane	<0.50	<0.50	<0.50	<0.50	0.50
1,1,2-Trichloro-1,2,2-trifluoroethane (R113)	<0.50	<0.50	<0.50	<0.50	0.50
1,3,5-Trimethylbenzene	<0.50	<0.50	<0.50	<0.50	0.50
1,2,4-Trimethylbenzene	<0.50	<0.50	<0.50	<0.50	0.50
Vinyl chloride	<0.50	<0.50	<0.50	<0.50	0.50
o-Xylene	<0.50	<0.50	<0.50	<0.50	0.50
m,p-Xylenes	<1.0	<1.0	<1.0	<1.0	1.0
Surrogates					**%REC Limits**
4-Bromofluorobenzene	104%	104%	117%	106%	80-129
Dibromofluoromethane	101%	104%	103%	118%	68-137
Toluene-d8	111%	114%	112%	101%	83-134

Viorel Vasile
Operations Manager

LABORATORY ANALYSIS RESULTS

Client: The Source Group, Inc. (SH)
Project No: 04-NDLA-013
Project Name: DFSP Norwalk GW Sampling
Method: VOCs & OXYGENATES by GC/MS

AA Project No: A5334722
Date Received: 11/04/22
Date Reported: 11/21/22
Units: ug/L

Date Sampled:	11/03/22	11/03/22	11/03/22	
Date Prepared:	11/07/22	11/07/22	11/07/22	
Date Analyzed:	11/07/22	11/07/22	11/08/22	
AA ID No:	2K07021-10	2K07021-11	2K07021-12	
Client ID No:	GMW-43	GMW-44	GMW-19	
Matrix:	Water	Water	Water	
Dilution Factor:	1	1	1	MRL
8260B+OXYGENATES (EPA 8260B)				
Acetone	**13**	**12**	**11**	10
tert-Amyl-Methyl Ether (TAME)	<2.0	<2.0	<2.0	2.0
Benzene	<0.50	<0.50	<0.50	0.50
Bromobenzene	<0.50	<0.50	<0.50	0.50
Bromochloromethane	<0.50	<0.50	<0.50	0.50
Bromodichloromethane	<0.50	<0.50	<0.50	0.50
Bromoform	<0.50	<0.50	<0.50	0.50
Bromomethane	<0.50	<0.50	<0.50	0.50
2-Butanone (MEK)	<10	<10	<10	10
tert-Butyl Alcohol (TBA)	<10	<10	<10	10
sec-Butylbenzene	<0.50	<0.50	<0.50	0.50
tert-Butylbenzene	<0.50	<0.50	<0.50	0.50
n-Butylbenzene	<0.50	<0.50	<0.50	0.50
Carbon Disulfide	<0.50	**2.3**	<0.50	0.50
Carbon Tetrachloride	<0.50	<0.50	<0.50	0.50
Chlorobenzene	<0.50	<0.50	<0.50	0.50
Chloroethane	<0.50	<0.50	<0.50	0.50
Chloroform	<0.50	<0.50	<0.50	0.50
Chloromethane	<0.50	<0.50	<0.50	0.50
2-Chlorotoluene	<0.50	<0.50	<0.50	0.50
4-Chlorotoluene	<0.50	<0.50	<0.50	0.50
1,2-Dibromo-3-chloropropane	<1.0	<1.0	<1.0	1.0
Dibromochloromethane	<0.50	<0.50	<0.50	0.50
1,2-Dibromoethane (EDB)	<0.50	<0.50	<0.50	0.50
Dibromomethane	<0.50	<0.50	<0.50	0.50
1,3-Dichlorobenzene	<0.50	<0.50	<0.50	0.50
1,2-Dichlorobenzene	<0.50	<0.50	<0.50	0.50

Viorel Vasile
Operations Manager

LABORATORY ANALYSIS RESULTS

Client: The Source Group, Inc. (SH)
Project No: 04-NDLA-013
Project Name: DFSP Norwalk GW Sampling
Method: VOCs & OXYGENATES by GC/MS

AA Project No: A5334722
Date Received: 11/04/22
Date Reported: 11/21/22
Units: ug/L

Date Sampled:	11/03/22	11/03/22	11/03/22	
Date Prepared:	11/07/22	11/07/22	11/07/22	
Date Analyzed:	11/07/22	11/07/22	11/08/22	
AA ID No:	2K07021-10	2K07021-11	2K07021-12	
Client ID No:	GMW-43	GMW-44	GMW-19	
Matrix:	Water	Water	Water	
Dilution Factor:	1	1	1	MRL
8260B+OXYGENATES (EPA 8260B) (continued)				
1,4-Dichlorobenzene	<0.50	<0.50	<0.50	0.50
Dichlorodifluoromethane (R12)	<0.50	<0.50	<0.50	0.50
1,1-Dichloroethane	<0.50	<0.50	<0.50	0.50
1,2-Dichloroethane (EDC)	<0.50	<0.50	<0.50	0.50
1,1-Dichloroethylene	<0.50	<0.50	<0.50	0.50
trans-1,2-Dichloroethylene	<0.50	<0.50	<0.50	0.50
cis-1,2-Dichloroethylene	<0.50	<0.50	<0.50	0.50
1,2-Dichloropropane	<0.50	<0.50	<0.50	0.50
2,2-Dichloropropane	<0.50	<0.50	<0.50	0.50
1,3-Dichloropropane	<0.50	<0.50	<0.50	0.50
cis-1,3-Dichloropropylene	<0.50	<0.50	<0.50	0.50
trans-1,3-Dichloropropylene	<0.50	<0.50	<0.50	0.50
1,1-Dichloropropylene	<0.50	<0.50	<0.50	0.50
Diisopropyl ether (DIPE)	<2.0	<2.0	<2.0	2.0
Ethylbenzene	<0.50	<0.50	<0.50	0.50
Ethyl-tert-Butyl Ether (ETBE)	<2.0	<2.0	<2.0	2.0
Hexachlorobutadiene	<1.0	<1.0	<1.0	1.0
2-Hexanone (MBK)	<10	<10	<10	10
Isopropylbenzene	<0.50	<0.50	<0.50	0.50
4-Isopropyltoluene	<1.0	<1.0	<1.0	1.0
Methyl-tert-Butyl Ether (MTBE)	<1.2	<1.2	<1.2	1.2
Methylene Chloride	<5.0	<5.0	<5.0	5.0
4-Methyl-2-pentanone (MIBK)	<10	<10	<10	10
Naphthalene	<2.0	<2.0	<2.0	2.0
n-Propylbenzene	<0.50	<0.50	<0.50	0.50
Styrene	<0.50	<0.50	<0.50	0.50
1,1,1,2-Tetrachloroethane	<0.50	<0.50	<0.50	0.50

Viorel Vasile
Operations Manager

LABORATORY ANALYSIS RESULTS

Client: The Source Group, Inc. (SH)
Project No: 04-NDLA-013
Project Name: DFSP Norwalk GW Sampling
Method: VOCs & OXYGENATES by GC/MS

AA Project No: A5334722
Date Received: 11/04/22
Date Reported: 11/21/22
Units: ug/L

Date Sampled:	11/03/22	11/03/22	11/03/22	
Date Prepared:	11/07/22	11/07/22	11/07/22	
Date Analyzed:	11/07/22	11/07/22	11/08/22	
AA ID No:	2K07021-10	2K07021-11	2K07021-12	
Client ID No:	GMW-43	GMW-44	GMW-19	
Matrix:	Water	Water	Water	
Dilution Factor:	1	1	1	MRL
8260B+OXYGENATES (EPA 8260B) (continued)				
1,1,2,2-Tetrachloroethane	<0.50	<0.50	<0.50	0.50
Tetrachloroethylene (PCE)	<0.50	<0.50	<0.50	0.50
Toluene	<0.50	<0.50	<0.50	0.50
1,2,3-Trichlorobenzene	<0.50	<0.50	<0.50	0.50
1,2,4-Trichlorobenzene	<0.50	<0.50	<0.50	0.50
1,1,1-Trichloroethane	<0.50	<0.50	<0.50	0.50
1,1,2-Trichloroethane	<0.50	<0.50	<0.50	0.50
Trichloroethylene (TCE)	<0.50	<0.50	<0.50	0.50
Trichlorofluoromethane (R11)	<0.50	<0.50	<0.50	0.50
1,2,3-Trichloropropane	<0.50	<0.50	<0.50	0.50
1,1,2-Trichloro-1,2,2-trifluoroethane (R113)	<0.50	<0.50	<0.50	0.50
1,3,5-Trimethylbenzene	<0.50	<0.50	<0.50	0.50
1,2,4-Trimethylbenzene	<0.50	<0.50	<0.50	0.50
Vinyl chloride	<0.50	<0.50	<0.50	0.50
o-Xylene	<0.50	<0.50	<0.50	0.50
m,p-Xylenes	<1.0	<1.0	<1.0	1.0
Surrogates				**%REC Limits**
4-Bromofluorobenzene	104%	101%	101%	80-129
Dibromofluoromethane	122%	121%	123%	68-137
Toluene-d8	101%	100%	99%	83-134

Viorel Vasile
Operations Manager

LABORATORY ANALYSIS RESULTS

Client:	The Source Group, Inc. (SH)	**AA Project No:**	A5334722
Project No:	04-NDLA-013	**Date Received:**	11/04/22
Project Name:	DFSP Norwalk GW Sampling	**Date Reported:**	11/21/22
Method:	Diesel Range Organics by GC/FID	**Units:**	mg/L

Date Sampled:	11/03/22	11/03/22	11/03/22	11/03/22	
Date Prepared:	11/08/22	11/08/22	11/08/22	11/08/22	
Date Analyzed:	11/09/22	11/09/22	11/09/22	11/09/22	
AA ID No:	2K07021-02	2K07021-03	2K07021-04	2K07021-05	
Client ID No:	GMW-6	GMW-56	GMW-57	DUP-4	
Matrix:	Water	Water	Water	Water	
Dilution Factor:	1	1	1	1	MRL
Diesel Range Organics 8015M (EPA 8015M)					
Diesel Range Organics as Diesel	<0.10	<0.10	<0.10	<0.10	0.10
Surrogates					**%REC Limits**
o-Terphenyl	117%	112%	88%	112%	50-150

Viorel Vasile
Operations Manager

LABORATORY ANALYSIS RESULTS

Client:	The Source Group, Inc. (SH)	**AA Project No:**	A5334722
Project No:	04-NDLA-013	**Date Received:**	11/04/22
Project Name:	DFSP Norwalk GW Sampling	**Date Reported:**	11/21/22
Method:	Diesel Range Organics by GC/FID	**Units:**	mg/L

Date Sampled:	11/03/22	11/03/22	11/03/22	11/03/22	
Date Prepared:	11/08/22	11/08/22	11/08/22	11/08/22	
Date Analyzed:	11/09/22	11/09/22	11/09/22	11/09/22	
AA ID No:	2K07021-06	2K07021-07	2K07021-08	2K07021-09	
Client ID No:	GW-15	GMW-59	MW-29	GMW-12	
Matrix:	Water	Water	Water	Water	
Dilution Factor:	1	1	1	1	MRL
Diesel Range Organics 8015M (EPA 8015M)					
Diesel Range Organics as Diesel	<0.10	<0.10	<0.10	<0.10	0.10
Surrogates					**%REC Limits**
o-Terphenyl	107%	79%	108%	89%	50-150

Viorel Vasile
Operations Manager

LABORATORY ANALYSIS RESULTS

Client:	The Source Group, Inc. (SH)	**AA Project No:**	A5334722
Project No:	04-NDLA-013	**Date Received:**	11/04/22
Project Name:	DFSP Norwalk GW Sampling	**Date Reported:**	11/21/22
Method:	Diesel Range Organics by GC/FID	**Units:**	mg/L

Date Sampled:	11/03/22	11/03/22	11/03/22	11/03/22	
Date Prepared:	11/08/22	11/08/22	11/08/22	11/08/22	
Date Analyzed:	11/09/22	11/09/22	11/09/22	11/09/22	
AA ID No:	2K07021-10	2K07021-11	2K07021-12	2K07021-13	
Client ID No:	GMW-43	GMW-44	GMW-19	QCEB-1	
Matrix:	Water	Water	Water	Water	
Dilution Factor:	1	1	1	1	MRL
Diesel Range Organics 8015M (EPA 8015M)					
Diesel Range Organics as Diesel	<0.10	<0.10	<0.10	<0.10	0.10
Surrogates					**%REC Limits**
o-Terphenyl	88%	94%	90%	117%	50-150

Viorel Vasile
Operations Manager

LABORATORY ANALYSIS RESULTS

Client: The Source Group, Inc. (SH)
Project No: 04-NDLA-013
Project Name: DFSP Norwalk GW Sampling
Method: Gasoline Range Organics by GC/FID

AA Project No: A5334722
Date Received: 11/04/22
Date Reported: 11/21/22
Units: ug/L

Date Sampled:	11/03/22	11/03/22	11/03/22	11/03/22	
Date Prepared:	11/08/22	11/08/22	11/08/22	11/08/22	
Date Analyzed:	11/08/22	11/08/22	11/08/22	11/08/22	
AA ID No:	2K07021-02	2K07021-03	2K07021-04	2K07021-05	
Client ID No:	GMW-6	GMW-56	GMW-57	DUP-4	
Matrix:	Water	Water	Water	Water	
Dilution Factor:	1	1	1	1	MRL
Gasoline Range Organics 8015M (EPA 8015M)					
Gasoline Range Organics (GRO)	<100	<100	<100	<100	100
Surrogates					**%REC Limits**
a,a,a-Trifluorotoluene	93%	98%	84%	81%	80-120

Viorel Vasile
Operations Manager

LABORATORY ANALYSIS RESULTS

Client:	The Source Group, Inc. (SH)	**AA Project No:**	A5334722
Project No:	04-NDLA-013	**Date Received:**	11/04/22
Project Name:	DFSP Norwalk GW Sampling	**Date Reported:**	11/21/22
Method:	Gasoline Range Organics by GC/FID	**Units:**	ug/L

Date Sampled:	11/03/22	11/03/22	11/03/22	11/03/22	
Date Prepared:	11/08/22	11/08/22	11/08/22	11/08/22	
Date Analyzed:	11/08/22	11/08/22	11/08/22	11/08/22	
AA ID No:	2K07021-06	2K07021-07	2K07021-08	2K07021-09	
Client ID No:	GW-15	GMW-59	MW-29	GMW-12	
Matrix:	Water	Water	Water	Water	
Dilution Factor:	1	1	1	1	MRL
Gasoline Range Organics 8015M (EPA 8015M)					
Gasoline Range Organics (GRO)	<100	<100	<100	<100	100
Surrogates					**%REC Limits**
a,a,a-Trifluorotoluene	94%	104%	96%	83%	80-120

Viorel Vasile
Operations Manager

LABORATORY ANALYSIS RESULTS

Client: The Source Group, Inc. (SH)
Project No: 04-NDLA-013
Project Name: DFSP Norwalk GW Sampling
Method: Gasoline Range Organics by GC/FID

AA Project No: A5334722
Date Received: 11/04/22
Date Reported: 11/21/22
Units: ug/L

Date Sampled:	11/03/22	11/03/22	11/03/22	
Date Prepared:	11/08/22	11/08/22	11/08/22	
Date Analyzed:	11/08/22	11/08/22	11/08/22	
AA ID No:	2K07021-10	2K07021-11	2K07021-12	
Client ID No:	GMW-43	GMW-44	GMW-19	
Matrix:	Water	Water	Water	
Dilution Factor:	1	1	1	MRL
Gasoline Range Organics 8015M (EPA 8015M)				
Gasoline Range Organics (GRO)	<100	<100	<100	100
Surrogates				**%REC Limits**
a,a,a-Trifluorotoluene	92%	102%	88%	80-120

Viorel Vasile
Operations Manager

LABORATORY ANALYSIS RESULTS

Client: The Source Group, Inc. (SH)
Project No: 04-NDLA-013
Project Name: DFSP Norwalk GW Sampling

AA Project No: A5334722
Date Received: 11/04/22
Date Reported: 11/21/22

Analyte	Result	Reporting Limit	Units	Spike Level	Source Result	%REC	%REC Limits	RPD	RPD Limit	Notes
VOCs, OXY & TPH Gasoline by GC/MS - Quality Control										
Batch B2K0711 - EPA 5030B										
Blank (B2K0711-BLK1)				Prepared & Analyzed: 11/07/22						
Acetone	<10	10	ug/L							
tert-Amyl-Methyl Ether (TAME)	<2.0	2.0	ug/L							
Benzene	<0.50	0.50	ug/L							
Bromobenzene	<0.50	0.50	ug/L							
Bromochloromethane	<0.50	0.50	ug/L							
Bromodichloromethane	<0.50	0.50	ug/L							
Bromoform	<0.50	0.50	ug/L							
Bromomethane	<0.50	0.50	ug/L							
2-Butanone (MEK)	<10	10	ug/L							
tert-Butyl Alcohol (TBA)	<10	10	ug/L							
sec-Butylbenzene	<0.50	0.50	ug/L							
tert-Butylbenzene	<0.50	0.50	ug/L							
n-Butylbenzene	<0.50	0.50	ug/L							
Carbon Disulfide	<0.50	0.50	ug/L							
Carbon Tetrachloride	<0.50	0.50	ug/L							
Chlorobenzene	<0.50	0.50	ug/L							
Chloroethane	<0.50	0.50	ug/L							
Chloroform	<0.50	0.50	ug/L							
Chloromethane	<0.50	0.50	ug/L							
2-Chlorotoluene	<0.50	0.50	ug/L							
4-Chlorotoluene	<0.50	0.50	ug/L							
1,2-Dibromo-3-chloropropane	<1.0	1.0	ug/L							
Dibromochloromethane	<0.50	0.50	ug/L							
1,2-Dibromoethane (EDB)	<0.50	0.50	ug/L							
Dibromomethane	<0.50	0.50	ug/L							
1,3-Dichlorobenzene	<0.50	0.50	ug/L							
1,2-Dichlorobenzene	<0.50	0.50	ug/L							
1,4-Dichlorobenzene	<0.50	0.50	ug/L							
Dichlorodifluoromethane (R12)	<0.50	0.50	ug/L							
1,1-Dichloroethane	<0.50	0.50	ug/L							
1,2-Dichloroethane (EDC)	<0.50	0.50	ug/L							
1,1-Dichloroethylene	<0.50	0.50	ug/L							

Viorel Vasile
Operations Manager

LABORATORY ANALYSIS RESULTS

Client: The Source Group, Inc. (SH)
Project No: 04-NDLA-013
Project Name: DFSP Norwalk GW Sampling

AA Project No: A5334722
Date Received: 11/04/22
Date Reported: 11/21/22

Analyte	Result	Reporting Limit	Units	Spike Level	Source Result	%REC	%REC Limits	RPD	RPD Limit	Notes
VOCs, OXY & TPH Gasoline by GC/MS - Quality Control										
Batch B2K0711 - EPA 5030B										
Blank (B2K0711-BLK1) Continued				Prepared & Analyzed: 11/07/22						
trans-1,2-Dichloroethylene	<0.50	0.50	ug/L							
cis-1,2-Dichloroethylene	<0.50	0.50	ug/L							
1,2-Dichloropropane	<0.50	0.50	ug/L							
2,2-Dichloropropane	<0.50	0.50	ug/L							
1,3-Dichloropropane	<0.50	0.50	ug/L							
cis-1,3-Dichloropropylene	<0.50	0.50	ug/L							
trans-1,3-Dichloropropylene	<0.50	0.50	ug/L							
1,1-Dichloropropylene	<0.50	0.50	ug/L							
Diisopropyl ether (DIPE)	<2.0	2.0	ug/L							
Ethylbenzene	<0.50	0.50	ug/L							
Ethyl-tert-Butyl Ether (ETBE)	<2.0	2.0	ug/L							
Gasoline Range Organics (GRO)	<100	100	ug/L							
Hexachlorobutadiene	<1.0	1.0	ug/L							
2-Hexanone (MBK)	<10	10	ug/L							
Isopropylbenzene	<0.50	0.50	ug/L							
4-Isopropyltoluene	<1.0	1.0	ug/L							
Methyl-tert-Butyl Ether (MTBE)	<1.2	1.2	ug/L							
Methylene Chloride	<5.0	5.0	ug/L							
4-Methyl-2-pentanone (MIBK)	<10	10	ug/L							
Naphthalene	<2.0	2.0	ug/L							
n-Propylbenzene	<0.50	0.50	ug/L							
Styrene	<0.50	0.50	ug/L							
1,1,1,2-Tetrachloroethane	<0.50	0.50	ug/L							
1,1,2,2-Tetrachloroethane	<0.50	0.50	ug/L							
Tetrachloroethylene (PCE)	<0.50	0.50	ug/L							
Toluene	<0.50	0.50	ug/L							
1,2,3-Trichlorobenzene	<0.50	0.50	ug/L							
1,2,4-Trichlorobenzene	<0.50	0.50	ug/L							
1,1,1-Trichloroethane	<0.50	0.50	ug/L							
1,1,2-Trichloroethane	<0.50	0.50	ug/L							
Trichloroethylene (TCE)	<0.50	0.50	ug/L							
Trichlorofluoromethane (R11)	<0.50	0.50	ug/L							

Viorel Vasile
Operations Manager

LABORATORY ANALYSIS RESULTS

Client: The Source Group, Inc. (SH)
Project No: 04-NDLA-013
Project Name: DFSP Norwalk GW Sampling

AA Project No: A5334722
Date Received: 11/04/22
Date Reported: 11/21/22

Analyte	Result	Reporting Limit	Units	Spike Level	Source Result	%REC	%REC Limits	RPD	RPD Limit	Notes
VOCs, OXY & TPH Gasoline by GC/MS - Quality Control										
Batch B2K0711 - EPA 5030B										
Blank (B2K0711-BLK1) Continued				Prepared & Analyzed: 11/07/22						
1,2,3-Trichloropropane	<0.50	0.50	ug/L							
1,1,2-Trichloro-1,2,2-trifluoroethane (R113)	<0.50	0.50	ug/L							
1,3,5-Trimethylbenzene	<0.50	0.50	ug/L							
1,2,4-Trimethylbenzene	<0.50	0.50	ug/L							
Vinyl chloride	<0.50	0.50	ug/L							
o-Xylene	<0.50	0.50	ug/L							
m,p-Xylenes	<1.0	1.0	ug/L							
Surrogate: 4-Bromofluorobenzene	*51.7*		*ug/L*	*50.0*		*103*	*80-129*			
Surrogate: Dibromofluoromethane	*50.8*		*ug/L*	*50.0*		*102*	*68-137*			
Surrogate: Toluene-d8	*51.9*		*ug/L*	*50.0*		*104*	*83-134*			
LCS (B2K0711-BS1)				Prepared & Analyzed: 11/07/22						
Acetone	**25.3**	10	ug/L	20.0		126	27-123			QL-02
tert-Amyl-Methyl Ether (TAME)	**19.8**	2.0	ug/L	20.0		99.0	58-133			
Benzene	**21.0**	0.50	ug/L	20.0		105	60-134			
Bromobenzene	**21.2**	0.50	ug/L	20.0		106	70-130			
Bromochloromethane	**21.4**	0.50	ug/L	20.0		107	78-121			
Bromodichloromethane	**20.2**	0.50	ug/L	20.0		101	74-135			
Bromoform	**22.9**	0.50	ug/L	20.0		114	68-132			
Bromomethane	**20.7**	0.50	ug/L	20.0		103	58-142			
2-Butanone (MEK)	**20.2**	10	ug/L	20.0		101	62-138			
tert-Butyl Alcohol (TBA)	**116**	10	ug/L	100		116	65-148			
sec-Butylbenzene	**22.5**	0.50	ug/L	20.0		113	84-142			
tert-Butylbenzene	**22.3**	0.50	ug/L	20.0		111	70-130			
n-Butylbenzene	**22.5**	0.50	ug/L	20.0		113	70-130			
Carbon Disulfide	**23.9**	0.50	ug/L	20.0		120	17-177			
Carbon Tetrachloride	**21.7**	0.50	ug/L	20.0		108	66-155			
Chlorobenzene	**21.8**	0.50	ug/L	20.0		109	70-130			
Chloroethane	**19.3**	0.50	ug/L	20.0		96.5	45-166			
Chloroform	**21.7**	0.50	ug/L	20.0		108	71-131			
Chloromethane	**21.4**	0.50	ug/L	20.0		107	48-152			

Viorel Vasile
Operations Manager

LABORATORY ANALYSIS RESULTS

Client: The Source Group, Inc. (SH)
Project No: 04-NDLA-013
Project Name: DFSP Norwalk GW Sampling

AA Project No: A5334722
Date Received: 11/04/22
Date Reported: 11/21/22

Analyte	Result	Reporting Limit	Units	Spike Level	Source Result	%REC	%REC Limits	RPD	RPD Limit	Notes
VOCs, OXY & TPH Gasoline by GC/MS - Quality Control										
Batch B2K0711 - EPA 5030B										
LCS (B2K0711-BS1) Continued				Prepared & Analyzed: 11/07/22						
2-Chlorotoluene	**23.6**	0.50	ug/L	20.0		118	70-130			
4-Chlorotoluene	**21.8**	0.50	ug/L	20.0		109	70-130			
1,2-Dibromo-3-chloropropane	**21.5**	1.0	ug/L	20.0		107	53-145			
Dibromochloromethane	**21.2**	0.50	ug/L	20.0		106	72-133			
1,2-Dibromoethane (EDB)	**19.8**	0.50	ug/L	20.0		98.8	79-120			
Dibromomethane	**20.3**	0.50	ug/L	20.0		102	68-124			
1,3-Dichlorobenzene	**21.8**	0.50	ug/L	20.0		109	70-130			
1,2-Dichlorobenzene	**23.2**	0.50	ug/L	20.0		116	70-130			
1,4-Dichlorobenzene	**22.0**	0.50	ug/L	20.0		110	70-130			
Dichlorodifluoromethane (R12)	**16.6**	0.50	ug/L	20.0		82.9	16-148			
1,1-Dichloroethane	**22.5**	0.50	ug/L	20.0		113	67-120			
1,2-Dichloroethane (EDC)	**21.6**	0.50	ug/L	20.0		108	57-156			
1,1-Dichloroethylene	**22.7**	0.50	ug/L	20.0		114	50-149			
trans-1,2-Dichloroethylene	**23.2**	0.50	ug/L	20.0		116	66-126			
cis-1,2-Dichloroethylene	**22.2**	0.50	ug/L	20.0		111	70-124			
1,2-Dichloropropane	**21.0**	0.50	ug/L	20.0		105	53-139			
2,2-Dichloropropane	**19.1**	0.50	ug/L	20.0		95.6	44-162			
1,3-Dichloropropane	**22.5**	0.50	ug/L	20.0		112	79-113			
cis-1,3-Dichloropropylene	**16.5**	0.50	ug/L	20.0		82.3	67-127			
trans-1,3-Dichloropropylene	**15.9**	0.50	ug/L	20.0		79.5	76-121			
1,1-Dichloropropylene	**22.6**	0.50	ug/L	20.0		113	84-124			
Diisopropyl ether (DIPE)	**22.8**	2.0	ug/L	20.0		114	51-136			
Ethylbenzene	**21.0**	0.50	ug/L	20.0		105	86-124			
Ethyl-tert-Butyl Ether (ETBE)	**21.9**	2.0	ug/L	20.0		110	62-136			
Gasoline Range Organics (GRO)	**437**	100	ug/L	500		87.4	60-123			
Hexachlorobutadiene	**25.0**	1.0	ug/L	20.0		125	76-140			
2-Hexanone (MBK)	**20.9**	10	ug/L	20.0		104	52-123			
Isopropylbenzene	**22.6**	0.50	ug/L	20.0		113	70-130			
4-Isopropyltoluene	**22.5**	1.0	ug/L	20.0		113	70-130			
Methyl-tert-Butyl Ether (MTBE)	**44.0**	1.2	ug/L	40.0		110	58-144			
Methylene Chloride	**19.9**	5.0	ug/L	20.0		99.7	50-135			
4-Methyl-2-pentanone (MIBK)	**20.0**	10	ug/L	20.0		100	49-139			

Viorel Vasile
Operations Manager

LABORATORY ANALYSIS RESULTS

Client: The Source Group, Inc. (SH)
Project No: 04-NDLA-013
Project Name: DFSP Norwalk GW Sampling

AA Project No: A5334722
Date Received: 11/04/22
Date Reported: 11/21/22

Analyte	Result	Reporting Limit	Units	Spike Level	Source Result	%REC	%REC Limits	RPD	RPD Limit	Notes
VOCs, OXY & TPH Gasoline by GC/MS - Quality Control										
Batch B2K0711 - EPA 5030B										
LCS (B2K0711-BS1) Continued				Prepared & Analyzed: 11/07/22						
Naphthalene	**19.7**	2.0	ug/L	20.0		98.7	74-128			
n-Propylbenzene	**22.8**	0.50	ug/L	20.0		114	70-130			
Styrene	**24.5**	0.50	ug/L	20.0		122	84-123			
1,1,1,2-Tetrachloroethane	**21.3**	0.50	ug/L	20.0		106	70-130			
1,1,2,2-Tetrachloroethane	**21.5**	0.50	ug/L	20.0		108	58-126			
Tetrachloroethylene (PCE)	**23.1**	0.50	ug/L	20.0		115	70-130			
Toluene	**22.5**	0.50	ug/L	20.0		112	83-118			
1,2,3-Trichlorobenzene	**20.0**	0.50	ug/L	20.0		99.8	77-134			
1,2,4-Trichlorobenzene	**20.0**	0.50	ug/L	20.0		100	84-128			
1,1,1-Trichloroethane	**21.7**	0.50	ug/L	20.0		108	66-158			
1,1,2-Trichloroethane	**22.2**	0.50	ug/L	20.0		111	75-115			
Trichloroethylene (TCE)	**21.9**	0.50	ug/L	20.0		110	82-128			
Trichlorofluoromethane (R11)	**18.9**	0.50	ug/L	20.0		94.6	65-137			
1,2,3-Trichloropropane	**20.2**	0.50	ug/L	20.0		101	68-123			
1,1,2-Trichloro-1,2,2-trifluoroethane (R113)	**22.0**	0.50	ug/L	20.0		110	62-130			
1,3,5-Trimethylbenzene	**22.1**	0.50	ug/L	20.0		110	70-130			
1,2,4-Trimethylbenzene	**21.4**	0.50	ug/L	20.0		107	70-130			
Vinyl chloride	**20.1**	0.50	ug/L	20.0		100	51-151			
o-Xylene	**21.9**	0.50	ug/L	20.0		110	70-130			
m,p-Xylenes	**46.1**	1.0	ug/L	40.0		115	70-130			
Surrogate: 4-Bromofluorobenzene	*49.9*		*ug/L*	*50.0*		*99.8*	*80-129*			
Surrogate: Dibromofluoromethane	*49.6*		*ug/L*	*50.0*		*99.3*	*68-137*			
Surrogate: Toluene-d8	*51.9*		*ug/L*	*50.0*		*104*	*83-134*			
LCS Dup (B2K0711-BSD1)				Prepared & Analyzed: 11/07/22						
Acetone	**16.9**	10	ug/L	20.0		84.3	27-123	39.9	30	
tert-Amyl-Methyl Ether (TAME)	**14.8**	2.0	ug/L	20.0		73.8	58-133	29.1	30	
Benzene	**16.5**	0.50	ug/L	20.0		82.4	60-134	24.0	30	
Bromobenzene	**18.2**	0.50	ug/L	20.0		91.2	70-130	15.2	30	
Bromochloromethane	**17.4**	0.50	ug/L	20.0		86.9	78-121	20.6	30	
Bromodichloromethane	**16.0**	0.50	ug/L	20.0		79.8	74-135	23.5	30	

Viorel Vasile
Operations Manager

LABORATORY ANALYSIS RESULTS

Client: The Source Group, Inc. (SH)
Project No: 04-NDLA-013
Project Name: DFSP Norwalk GW Sampling

AA Project No: A5334722
Date Received: 11/04/22
Date Reported: 11/21/22

Analyte	Result	Reporting Limit	Units	Spike Level	Source Result	%REC	%REC Limits	RPD	RPD Limit	Notes
VOCs, OXY & TPH Gasoline by GC/MS - Quality Control										
Batch B2K0711 - EPA 5030B										
LCS Dup (B2K0711-BSD1) Continued				Prepared & Analyzed: 11/07/22						
Bromoform	**19.4**	0.50	ug/L	20.0		97.0	68-132	16.5	30	
Bromomethane	**23.5**	0.50	ug/L	20.0		118	58-142	12.8	30	
2-Butanone (MEK)	**16.8**	10	ug/L	20.0		84.0	62-138	18.4	30	
tert-Butyl Alcohol (TBA)	**85.0**	10	ug/L	100		85.0	65-148	30.7	30	QR-02
sec-Butylbenzene	**19.0**	0.50	ug/L	20.0		95.0	84-142	17.0	30	
tert-Butylbenzene	**17.6**	0.50	ug/L	20.0		88.2	70-130	23.2	30	
n-Butylbenzene	**18.8**	0.50	ug/L	20.0		94.0	70-130	18.0	30	
Carbon Disulfide	**18.5**	0.50	ug/L	20.0		92.7	17-177	25.4	30	
Carbon Tetrachloride	**16.3**	0.50	ug/L	20.0		81.4	66-155	28.3	30	
Chlorobenzene	**18.4**	0.50	ug/L	20.0		91.8	70-130	17.0	30	
Chloroethane	**19.6**	0.50	ug/L	20.0		98.2	45-166	1.70	30	
Chloroform	**16.9**	0.50	ug/L	20.0		84.7	71-131	24.5	30	
Chloromethane	**18.5**	0.50	ug/L	20.0		92.4	48-152	14.5	30	
2-Chlorotoluene	**19.8**	0.50	ug/L	20.0		99.1	70-130	17.3	30	
4-Chlorotoluene	**18.1**	0.50	ug/L	20.0		90.4	70-130	18.6	30	
1,2-Dibromo-3-chloropropane	**18.2**	1.0	ug/L	20.0		91.2	53-145	16.2	30	
Dibromochloromethane	**18.7**	0.50	ug/L	20.0		93.4	72-133	12.8	30	
1,2-Dibromoethane (EDB)	**17.1**	0.50	ug/L	20.0		85.6	79-120	14.3	30	
Dibromomethane	**16.2**	0.50	ug/L	20.0		81.2	68-124	22.2	30	
1,3-Dichlorobenzene	**18.7**	0.50	ug/L	20.0		93.5	70-130	15.5	30	
1,2-Dichlorobenzene	**20.3**	0.50	ug/L	20.0		102	70-130	13.2	30	
1,4-Dichlorobenzene	**19.0**	0.50	ug/L	20.0		95.0	70-130	14.8	30	
Dichlorodifluoromethane (R12)	**13.9**	0.50	ug/L	20.0		69.7	16-148	17.3	30	
1,1-Dichloroethane	**18.5**	0.50	ug/L	20.0		92.4	67-120	19.7	30	
1,2-Dichloroethane (EDC)	**17.2**	0.50	ug/L	20.0		86.2	57-156	22.5	30	
1,1-Dichloroethylene	**18.3**	0.50	ug/L	20.0		91.5	50-149	21.6	30	
trans-1,2-Dichloroethylene	**18.8**	0.50	ug/L	20.0		93.8	66-126	21.4	30	
cis-1,2-Dichloroethylene	**17.0**	0.50	ug/L	20.0		85.0	70-124	26.8	30	
1,2-Dichloropropane	**16.1**	0.50	ug/L	20.0		80.7	53-139	26.3	30	
2,2-Dichloropropane	**14.6**	0.50	ug/L	20.0		73.2	44-162	26.6	30	
1,3-Dichloropropane	**19.7**	0.50	ug/L	20.0		98.6	79-113	13.1	30	
cis-1,3-Dichloropropylene	**13.1**	0.50	ug/L	20.0		65.4	67-127	22.8	30	QL-03

Viorel Vasile
Operations Manager

LABORATORY ANALYSIS RESULTS

Client: The Source Group, Inc. (SH)
Project No: 04-NDLA-013
Project Name: DFSP Norwalk GW Sampling

AA Project No: A5334722
Date Received: 11/04/22
Date Reported: 11/21/22

Analyte	Result	Reporting Limit	Units	Spike Level	Source Result	%REC	%REC Limits	RPD	RPD Limit	Notes
VOCs, OXY & TPH Gasoline by GC/MS - Quality Control										
Batch B2K0711 - EPA 5030B										
LCS Dup (B2K0711-BSD1) Continued				Prepared & Analyzed: 11/07/22						
trans-1,3-Dichloropropylene	**15.9**	0.50	ug/L	20.0		79.6	76-121	0.126	30	
1,1-Dichloropropylene	**17.2**	0.50	ug/L	20.0		86.0	84-124	27.0	30	
Diisopropyl ether (DIPE)	**17.6**	2.0	ug/L	20.0		87.9	51-136	25.8	30	
Ethylbenzene	**17.9**	0.50	ug/L	20.0		89.4	86-124	15.8	30	
Ethyl-tert-Butyl Ether (ETBE)	**16.8**	2.0	ug/L	20.0		84.2	62-136	26.2	30	
Gasoline Range Organics (GRO)	**458**	100	ug/L	500		91.5	60-123	4.65	30	
Hexachlorobutadiene	**19.0**	1.0	ug/L	20.0		94.8	76-140	27.5	30	
2-Hexanone (MBK)	**15.8**	10	ug/L	20.0		78.8	52-123	27.9	30	
Isopropylbenzene	**19.1**	0.50	ug/L	20.0		95.5	70-130	17.0	30	
4-Isopropyltoluene	**18.9**	1.0	ug/L	20.0		94.7	70-130	17.2	30	
Methyl-tert-Butyl Ether (MTBE)	**33.0**	1.2	ug/L	40.0		82.6	58-144	28.6	30	
Methylene Chloride	**16.9**	5.0	ug/L	20.0		84.4	50-135	16.6	30	
4-Methyl-2-pentanone (MIBK)	**15.2**	10	ug/L	20.0		76.0	49-139	27.4	30	
Naphthalene	**16.6**	2.0	ug/L	20.0		83.1	74-128	17.2	30	
n-Propylbenzene	**19.5**	0.50	ug/L	20.0		97.5	70-130	15.8	30	
Styrene	**20.8**	0.50	ug/L	20.0		104	84-123	16.0	30	
1,1,1,2-Tetrachloroethane	**18.2**	0.50	ug/L	20.0		90.8	70-130	15.7	30	
1,1,2,2-Tetrachloroethane	**18.2**	0.50	ug/L	20.0		91.1	58-126	16.5	30	
Tetrachloroethylene (PCE)	**19.0**	0.50	ug/L	20.0		95.2	70-130	19.1	30	
Toluene	**19.3**	0.50	ug/L	20.0		96.6	83-118	15.2	30	
1,2,3-Trichlorobenzene	**15.2**	0.50	ug/L	20.0		76.2	77-134	26.9	30	QL-03
1,2,4-Trichlorobenzene	**16.0**	0.50	ug/L	20.0		80.0	84-128	22.5	30	QL-03
1,1,1-Trichloroethane	**17.4**	0.50	ug/L	20.0		86.8	66-158	22.2	30	
1,1,2-Trichloroethane	**18.9**	0.50	ug/L	20.0		94.6	75-115	15.8	30	
Trichloroethylene (TCE)	**16.9**	0.50	ug/L	20.0		84.7	82-128	25.5	30	
Trichlorofluoromethane (R11)	**21.3**	0.50	ug/L	20.0		106	65-137	11.7	30	
1,2,3-Trichloropropane	**17.6**	0.50	ug/L	20.0		87.8	68-123	14.0	30	
1,1,2-Trichloro-1,2,2-trifluoroethane (R113)	**21.6**	0.50	ug/L	20.0		108	62-130	2.20	30	
1,3,5-Trimethylbenzene	**18.9**	0.50	ug/L	20.0		94.4	70-130	15.7	30	
1,2,4-Trimethylbenzene	**18.4**	0.50	ug/L	20.0		91.8	70-130	15.1	30	
Vinyl chloride	**19.1**	0.50	ug/L	20.0		95.3	51-151	5.16	30	

Viorel Vasile
Operations Manager

LABORATORY ANALYSIS RESULTS

Client: The Source Group, Inc. (SH)
Project No: 04-NDLA-013
Project Name: DFSP Norwalk GW Sampling

AA Project No: A5334722
Date Received: 11/04/22
Date Reported: 11/21/22

Analyte	Result	Reporting Limit	Units	Spike Level	Source Result	%REC	%REC Limits	RPD	RPD Limit	Notes
VOCs, OXY & TPH Gasoline by GC/MS - Quality Control										
Batch B2K0711 - EPA 5030B										
LCS Dup (B2K0711-BSD1) Continued				Prepared & Analyzed: 11/07/22						
o-Xylene	**19.6**	0.50	ug/L	20.0		98.0	70-130	11.2	30	
m,p-Xylenes	**39.3**	1.0	ug/L	40.0		98.2	70-130	15.9	30	
Surrogate: 4-Bromofluorobenzene	*50.3*		*ug/L*	*50.0*		*101*	*80-129*			
Surrogate: Dibromofluoromethane	*50.0*		*ug/L*	*50.0*		*100*	*68-137*			
Surrogate: Toluene-d8	*55.4*		*ug/L*	*50.0*		*111*	*83-134*			
Matrix Spike (B2K0711-MS1)		**Source: 2K07021-02**		Prepared & Analyzed: 11/07/22						
Acetone	**29.0**	10	ug/L	20.0	12.4	83.0	11-169			
tert-Amyl-Methyl Ether (TAME)	**13.2**	2.0	ug/L	20.0		66.0	66-133			
Benzene	**20.5**	0.50	ug/L	20.0		102	56-135			
Bromobenzene	**21.8**	0.50	ug/L	20.0		109	70-130			
Bromochloromethane	**17.4**	0.50	ug/L	20.0		86.9	74-125			
Bromodichloromethane	**18.0**	0.50	ug/L	20.0		90.0	68-144			
Bromoform	**16.5**	0.50	ug/L	20.0		82.6	68-151			
Bromomethane	**22.7**	0.50	ug/L	20.0		113	54-142			
2-Butanone (MEK)	**13.9**	10	ug/L	20.0		69.4	62-145			
tert-Butyl Alcohol (TBA)	**70.9**	10	ug/L	100		70.9	73-162			QM-07
sec-Butylbenzene	**24.6**	0.50	ug/L	20.0		123	84-145			
tert-Butylbenzene	**23.1**	0.50	ug/L	20.0		116	70-130			
n-Butylbenzene	**24.2**	0.50	ug/L	20.0		121	70-130			
Carbon Disulfide	**25.3**	0.50	ug/L	20.0		127	28-151			
Carbon Tetrachloride	**21.4**	0.50	ug/L	20.0		107	58-164			
Chlorobenzene	**21.8**	0.50	ug/L	20.0		109	70-130			
Chloroethane	**20.4**	0.50	ug/L	20.0		102	42-164			
Chloroform	**21.9**	0.50	ug/L	20.0		110	65-138			
Chloromethane	**24.6**	0.50	ug/L	20.0		123	50-152			
2-Chlorotoluene	**25.4**	0.50	ug/L	20.0		127	70-130			
4-Chlorotoluene	**23.6**	0.50	ug/L	20.0		118	70-130			
1,2-Dibromo-3-chloropropane	**18.5**	1.0	ug/L	20.0		92.6	53-161			
Dibromochloromethane	**17.6**	0.50	ug/L	20.0		88.1	70-130			
1,2-Dibromoethane (EDB)	**14.2**	0.50	ug/L	20.0		71.0	76-130			QM-07
Dibromomethane	**16.8**	0.50	ug/L	20.0		83.8	62-135			

Viorel Vasile
Operations Manager

LABORATORY ANALYSIS RESULTS

Client: The Source Group, Inc. (SH)
Project No: 04-NDLA-013
Project Name: DFSP Norwalk GW Sampling

AA Project No: A5334722
Date Received: 11/04/22
Date Reported: 11/21/22

Analyte	Result	Reporting Limit	Units	Spike Level	Source Result	%REC	%REC Limits	RPD	RPD Limit	Notes
VOCs, OXY & TPH Gasoline by GC/MS - Quality Control										
Batch B2K0711 - EPA 5030B										
Matrix Spike (B2K0711-MS1) Continued Source: 2K07021-02 Prepared & Analyzed: 11/07/22										
1,3-Dichlorobenzene	**23.5**	0.50	ug/L	20.0		118	70-130			
1,2-Dichlorobenzene	**24.0**	0.50	ug/L	20.0		120	70-130			
1,4-Dichlorobenzene	**23.4**	0.50	ug/L	20.0		117	70-130			
Dichlorodifluoromethane (R12)	**17.1**	0.50	ug/L	20.0		85.3	17-153			
1,1-Dichloroethane	**22.6**	0.50	ug/L	20.0		113	55-131			
1,2-Dichloroethane (EDC)	**18.3**	0.50	ug/L	20.0		91.5	52-168			
1,1-Dichloroethylene	**24.2**	0.50	ug/L	20.0		121	51-140			
trans-1,2-Dichloroethylene	**24.2**	0.50	ug/L	20.0		121	59-127			
cis-1,2-Dichloroethylene	**21.6**	0.50	ug/L	20.0		108	70-130			
1,2-Dichloropropane	**19.1**	0.50	ug/L	20.0		95.3	52-142			
2,2-Dichloropropane	**9.68**	0.50	ug/L	20.0		48.4	36-168			
1,3-Dichloropropane	**16.4**	0.50	ug/L	20.0		82.2	80-121			
cis-1,3-Dichloropropylene	**6.49**	0.50	ug/L	20.0		32.4	66-130			QM-07
trans-1,3-Dichloropropylene	**6.48**	0.50	ug/L	20.0		32.4	78-130			QM-07
1,1-Dichloropropylene	**21.7**	0.50	ug/L	20.0		109	76-132			
Diisopropyl ether (DIPE)	**19.8**	2.0	ug/L	20.0		99.0	52-138			
Ethylbenzene	**22.6**	0.50	ug/L	20.0		113	86-128			
Ethyl-tert-Butyl Ether (ETBE)	**16.0**	2.0	ug/L	20.0		80.2	64-137			
Hexachlorobutadiene	**23.6**	1.0	ug/L	20.0		118	70-130			
2-Hexanone (MBK)	**11.8**	10	ug/L	20.0		59.0	52-141			
Isopropylbenzene	**24.6**	0.50	ug/L	20.0		123	70-130			
4-Isopropyltoluene	**24.3**	1.0	ug/L	20.0		122	83-149			
Methyl-tert-Butyl Ether (MTBE)	**31.2**	1.2	ug/L	40.0		77.9	56-150			
Methylene Chloride	**19.7**	5.0	ug/L	20.0		98.5	70-130			
4-Methyl-2-pentanone (MIBK)	**11.6**	10	ug/L	20.0		57.8	60-148			QM-07
Naphthalene	**14.7**	2.0	ug/L	20.0		73.4	70-130			
n-Propylbenzene	**24.4**	0.50	ug/L	20.0		122	70-130			
Styrene	**21.4**	0.50	ug/L	20.0		107	65-141			
1,1,1,2-Tetrachloroethane	**21.4**	0.50	ug/L	20.0		107	70-130			
1,1,2,2-Tetrachloroethane	**17.4**	0.50	ug/L	20.0		86.8	62-134			
Tetrachloroethylene (PCE)	**23.4**	0.50	ug/L	20.0		117	70-130			
Toluene	**22.7**	0.50	ug/L	20.0		114	81-123			

Viorel Vasile
Operations Manager

LABORATORY ANALYSIS RESULTS

Client: The Source Group, Inc. (SH)
Project No: 04-NDLA-013
Project Name: DFSP Norwalk GW Sampling

AA Project No: A5334722
Date Received: 11/04/22
Date Reported: 11/21/22

Analyte	Result	Reporting Limit	Units	Spike Level	Source Result	%REC	%REC Limits	RPD	RPD Limit	Notes
VOCs, OXY & TPH Gasoline by GC/MS - Quality Control										
Batch B2K0711 - EPA 5030B										
Matrix Spike (B2K0711-MS1) Continued	**Source: 2K07021-02**			Prepared & Analyzed: 11/07/22						
1,2,3-Trichlorobenzene	**15.8**	0.50	ug/L	20.0		79.1	73-144			
1,2,4-Trichlorobenzene	**17.5**	0.50	ug/L	20.0		87.7	80-137			
1,1,1-Trichloroethane	**21.2**	0.50	ug/L	20.0		106	62-164			
1,1,2-Trichloroethane	**17.9**	0.50	ug/L	20.0		89.5	76-122			
Trichloroethylene (TCE)	**21.4**	0.50	ug/L	20.0		107	72-136			
Trichlorofluoromethane (R11)	**18.7**	0.50	ug/L	20.0		93.4	59-144			
1,2,3-Trichloropropane	**16.9**	0.50	ug/L	20.0		84.3	69-135			
1,1,2-Trichloro-1,2,2-trifluoroethane (R113)	**24.2**	0.50	ug/L	20.0		121	62-126			
1,3,5-Trimethylbenzene	**22.9**	0.50	ug/L	20.0		115	70-130			
1,2,4-Trimethylbenzene	**22.0**	0.50	ug/L	20.0		110	89-134			
Vinyl chloride	**22.2**	0.50	ug/L	20.0		111	54-150			
o-Xylene	**23.3**	0.50	ug/L	20.0		117	70-130			
m,p-Xylenes	**48.8**	1.0	ug/L	40.0		122	70-130			
Surrogate: 4-Bromofluorobenzene	*48.1*		*ug/L*	*50.0*		*96.2*	*80-129*			
Surrogate: Dibromofluoromethane	*49.6*		*ug/L*	*50.0*		*99.1*	*68-137*			
Surrogate: Toluene-d8	*52.4*		*ug/L*	*50.0*		*105*	*83-134*			
Matrix Spike Dup (B2K0711-MSD1)	**Source: 2K07021-02**			Prepared & Analyzed: 11/07/22						
Acetone	**34.9**	10	ug/L	20.0	12.4	112	11-169	18.4	30	
tert-Amyl-Methyl Ether (TAME)	**17.7**	2.0	ug/L	20.0		88.6	66-133	29.2	30	
Benzene	**20.7**	0.50	ug/L	20.0		103	56-135	0.923	30	
Bromobenzene	**21.9**	0.50	ug/L	20.0		110	70-130	0.549	30	
Bromochloromethane	**20.3**	0.50	ug/L	20.0		102	74-125	15.5	30	
Bromodichloromethane	**19.8**	0.50	ug/L	20.0		99.0	68-144	9.58	30	
Bromoform	**20.8**	0.50	ug/L	20.0		104	68-151	23.1	30	
Bromomethane	**32.0**	0.50	ug/L	20.0		160	54-142	34.0	30	QM-07
2-Butanone (MEK)	**20.3**	10	ug/L	20.0		101	62-145	37.6	30	
tert-Butyl Alcohol (TBA)	**82.4**	10	ug/L	100		82.4	73-162	15.1	30	
sec-Butylbenzene	**22.0**	0.50	ug/L	20.0		110	84-145	11.1	30	
tert-Butylbenzene	**22.3**	0.50	ug/L	20.0		112	70-130	3.52	30	
n-Butylbenzene	**20.9**	0.50	ug/L	20.0		105	70-130	14.8	30	

Viorel Vasile
Operations Manager

LABORATORY ANALYSIS RESULTS

Client: The Source Group, Inc. (SH)
Project No: 04-NDLA-013
Project Name: DFSP Norwalk GW Sampling

AA Project No: A5334722
Date Received: 11/04/22
Date Reported: 11/21/22

Analyte	Result	Reporting Limit	Units	Spike Level	Source Result	%REC	%REC Limits	RPD	RPD Limit	Notes
VOCs, OXY & TPH Gasoline by GC/MS - Quality Control										
Batch B2K0711 - EPA 5030B										
Matrix Spike Dup (B2K0711-MSD1) Continued				**Source: 2K07021-02**			Prepared & Analyzed: 11/07/22			
Carbon Disulfide	**22.5**	0.50	ug/L	20.0		113	28-151	11.6	30	
Carbon Tetrachloride	**20.8**	0.50	ug/L	20.0		104	58-164	2.99	30	
Chlorobenzene	**20.8**	0.50	ug/L	20.0		104	70-130	4.60	30	
Chloroethane	**24.8**	0.50	ug/L	20.0		124	42-164	19.5	30	
Chloroform	**21.5**	0.50	ug/L	20.0		107	65-138	2.08	30	
Chloromethane	**24.1**	0.50	ug/L	20.0		120	50-152	2.22	30	
2-Chlorotoluene	**22.8**	0.50	ug/L	20.0		114	70-130	10.8	30	
4-Chlorotoluene	**21.2**	0.50	ug/L	20.0		106	70-130	10.6	30	
1,2-Dibromo-3-chloropropane	**20.4**	1.0	ug/L	20.0		102	53-161	9.47	30	
Dibromochloromethane	**21.9**	0.50	ug/L	20.0		110	70-130	21.7	30	
1,2-Dibromoethane (EDB)	**19.7**	0.50	ug/L	20.0		98.4	76-130	32.4	30	
Dibromomethane	**21.4**	0.50	ug/L	20.0		107	62-135	24.4	30	
1,3-Dichlorobenzene	**22.0**	0.50	ug/L	20.0		110	70-130	6.59	30	
1,2-Dichlorobenzene	**23.2**	0.50	ug/L	20.0		116	70-130	3.27	30	
1,4-Dichlorobenzene	**21.9**	0.50	ug/L	20.0		110	70-130	6.41	30	
Dichlorodifluoromethane (R12)	**18.7**	0.50	ug/L	20.0		93.5	17-153	9.17	30	
1,1-Dichloroethane	**22.9**	0.50	ug/L	20.0		114	55-131	1.19	30	
1,2-Dichloroethane (EDC)	**21.8**	0.50	ug/L	20.0		109	52-168	17.6	30	
1,1-Dichloroethylene	**21.5**	0.50	ug/L	20.0		108	51-140	11.5	30	
trans-1,2-Dichloroethylene	**22.6**	0.50	ug/L	20.0		113	59-127	6.72	30	
cis-1,2-Dichloroethylene	**21.0**	0.50	ug/L	20.0		105	70-130	2.72	30	
1,2-Dichloropropane	**20.4**	0.50	ug/L	20.0		102	52-142	7.04	30	
2,2-Dichloropropane	**19.8**	0.50	ug/L	20.0		98.8	36-168	68.4	30	
1,3-Dichloropropane	**21.6**	0.50	ug/L	20.0		108	80-121	27.1	30	
cis-1,3-Dichloropropylene	**17.7**	0.50	ug/L	20.0		88.6	66-130	92.7	30	
trans-1,3-Dichloropropylene	**20.4**	0.50	ug/L	20.0		102	78-130	104	30	
1,1-Dichloropropylene	**21.1**	0.50	ug/L	20.0		106	76-132	2.80	30	
Diisopropyl ether (DIPE)	**22.5**	2.0	ug/L	20.0		112	52-138	12.7	30	
Ethylbenzene	**20.0**	0.50	ug/L	20.0		100	86-128	11.9	30	
Ethyl-tert-Butyl Ether (ETBE)	**20.9**	2.0	ug/L	20.0		105	64-137	26.3	30	
Hexachlorobutadiene	**21.7**	1.0	ug/L	20.0		108	70-130	8.43	30	

Viorel Vasile
Operations Manager

LABORATORY ANALYSIS RESULTS

Client: The Source Group, Inc. (SH)
Project No: 04-NDLA-013
Project Name: DFSP Norwalk GW Sampling

AA Project No: A5334722
Date Received: 11/04/22
Date Reported: 11/21/22

Analyte	Result	Reporting Limit	Units	Spike Level	Source Result	%REC	%REC Limits	RPD	RPD Limit	Notes
VOCs, OXY & TPH Gasoline by GC/MS - Quality Control										
Batch B2K0711 - EPA 5030B										
Matrix Spike Dup (B2K0711-MSD1) Continued	**Source: 2K07021-02** Prepared & Analyzed: 11/07/22									
2-Hexanone (MBK)	**17.4**	10	ug/L	20.0		86.8	52-141	38.2	30	
Isopropylbenzene	**22.7**	0.50	ug/L	20.0		113	70-130	8.08	30	
4-Isopropyltoluene	**21.4**	1.0	ug/L	20.0		107	83-149	12.7	30	
Methyl-tert-Butyl Ether (MTBE)	**41.0**	1.2	ug/L	40.0		103	56-150	27.3	30	
Methylene Chloride	**19.8**	5.0	ug/L	20.0		99.2	70-130	0.759	30	
4-Methyl-2-pentanone (MIBK)	**15.8**	10	ug/L	20.0		78.8	60-148	30.8	30	
Naphthalene	**20.2**	2.0	ug/L	20.0		101	70-130	31.5	30	
n-Propylbenzene	**22.0**	0.50	ug/L	20.0		110	70-130	10.4	30	
Styrene	**22.4**	0.50	ug/L	20.0		112	65-141	4.33	30	
1,1,1,2-Tetrachloroethane	**21.6**	0.50	ug/L	20.0		108	70-130	0.838	30	
1,1,2,2-Tetrachloroethane	**20.4**	0.50	ug/L	20.0		102	62-134	16.1	30	
Tetrachloroethylene (PCE)	**21.6**	0.50	ug/L	20.0		108	70-130	7.96	30	
Toluene	**22.3**	0.50	ug/L	20.0		111	81-123	2.05	30	
1,2,3-Trichlorobenzene	**20.4**	0.50	ug/L	20.0		102	73-144	25.4	30	
1,2,4-Trichlorobenzene	**19.7**	0.50	ug/L	20.0		98.4	80-137	11.4	30	
1,1,1-Trichloroethane	**21.4**	0.50	ug/L	20.0		107	62-164	0.658	30	
1,1,2-Trichloroethane	**21.6**	0.50	ug/L	20.0		108	76-122	18.9	30	
Trichloroethylene (TCE)	**21.0**	0.50	ug/L	20.0		105	72-136	1.89	30	
Trichlorofluoromethane (R11)	**22.4**	0.50	ug/L	20.0		112	59-144	18.1	30	
1,2,3-Trichloropropane	**18.9**	0.50	ug/L	20.0		94.6	69-135	11.5	30	
1,1,2-Trichloro-1,2,2-trifluoroethane (R113)	**22.6**	0.50	ug/L	20.0		113	62-126	6.91	30	
1,3,5-Trimethylbenzene	**21.0**	0.50	ug/L	20.0		105	70-130	8.88	30	
1,2,4-Trimethylbenzene	**21.4**	0.50	ug/L	20.0		107	89-134	3.13	30	
Vinyl chloride	**24.5**	0.50	ug/L	20.0		122	54-150	9.76	30	
o-Xylene	**21.9**	0.50	ug/L	20.0		110	70-130	6.28	30	
m,p-Xylenes	**43.4**	1.0	ug/L	40.0		109	70-130	11.8	30	
Surrogate: 4-Bromofluorobenzene	*50.5*		*ug/L*	*50.0*		*101*	*80-129*			
Surrogate: Dibromofluoromethane	*55.5*		*ug/L*	*50.0*		*111*	*68-137*			
Surrogate: Toluene-d8	*53.9*		*ug/L*	*50.0*		*108*	*83-134*			

Viorel Vasile
Operations Manager

LABORATORY ANALYSIS RESULTS

Client: The Source Group, Inc. (SH)
Project No: 04-NDLA-013
Project Name: DFSP Norwalk GW Sampling

AA Project No: A5334722
Date Received: 11/04/22
Date Reported: 11/21/22

Analyte	Result	Reporting Limit	Units	Spike Level	Source Result	%REC	%REC Limits	RPD	RPD Limit	Notes
VOCs & OXYGENATES by GC/MS - Quality Control										
Batch B2K0711 - EPA 5030B										
Blank (B2K0711-BLK1)				Prepared & Analyzed: 11/07/22						
Acetone	<10	10	ug/L							
tert-Amyl-Methyl Ether (TAME)	<2.0	2.0	ug/L							
Benzene	<0.50	0.50	ug/L							
Bromobenzene	<0.50	0.50	ug/L							
Bromochloromethane	<0.50	0.50	ug/L							
Bromodichloromethane	<0.50	0.50	ug/L							
Bromoform	<0.50	0.50	ug/L							
Bromomethane	<0.50	0.50	ug/L							
2-Butanone (MEK)	<10	10	ug/L							
tert-Butyl Alcohol (TBA)	<10	10	ug/L							
sec-Butylbenzene	<0.50	0.50	ug/L							
tert-Butylbenzene	<0.50	0.50	ug/L							
n-Butylbenzene	<0.50	0.50	ug/L							
Carbon Disulfide	<0.50	0.50	ug/L							
Carbon Tetrachloride	<0.50	0.50	ug/L							
Chlorobenzene	<0.50	0.50	ug/L							
Chloroethane	<0.50	0.50	ug/L							
Chloroform	<0.50	0.50	ug/L							
Chloromethane	<0.50	0.50	ug/L							
2-Chlorotoluene	<0.50	0.50	ug/L							
4-Chlorotoluene	<0.50	0.50	ug/L							
1,2-Dibromo-3-chloropropane	<1.0	1.0	ug/L							
Dibromochloromethane	<0.50	0.50	ug/L							
1,2-Dibromoethane (EDB)	<0.50	0.50	ug/L							
Dibromomethane	<0.50	0.50	ug/L							
1,3-Dichlorobenzene	<0.50	0.50	ug/L							
1,2-Dichlorobenzene	<0.50	0.50	ug/L							
1,4-Dichlorobenzene	<0.50	0.50	ug/L							
Dichlorodifluoromethane (R12)	<0.50	0.50	ug/L							
1,1-Dichloroethane	<0.50	0.50	ug/L							
1,2-Dichloroethane (EDC)	<0.50	0.50	ug/L							
1,1-Dichloroethylene	<0.50	0.50	ug/L							

Viorel Vasile
Operations Manager

LABORATORY ANALYSIS RESULTS

Client: The Source Group, Inc. (SH)
Project No: 04-NDLA-013
Project Name: DFSP Norwalk GW Sampling

AA Project No: A5334722
Date Received: 11/04/22
Date Reported: 11/21/22

Analyte	Result	Reporting Limit	Units	Spike Level	Source Result	%REC	%REC Limits	RPD	RPD Limit	Notes
VOCs & OXYGENATES by GC/MS - Quality Control										
Batch B2K0711 - EPA 5030B										
Blank (B2K0711-BLK1) Continued				Prepared & Analyzed: 11/07/22						
trans-1,2-Dichloroethylene	<0.50	0.50	ug/L							
cis-1,2-Dichloroethylene	<0.50	0.50	ug/L							
1,2-Dichloropropane	<0.50	0.50	ug/L							
2,2-Dichloropropane	<0.50	0.50	ug/L							
1,3-Dichloropropane	<0.50	0.50	ug/L							
cis-1,3-Dichloropropylene	<0.50	0.50	ug/L							
trans-1,3-Dichloropropylene	<0.50	0.50	ug/L							
1,1-Dichloropropylene	<0.50	0.50	ug/L							
Diisopropyl ether (DIPE)	<2.0	2.0	ug/L							
Ethylbenzene	<0.50	0.50	ug/L							
Ethyl-tert-Butyl Ether (ETBE)	<2.0	2.0	ug/L							
Hexachlorobutadiene	<1.0	1.0	ug/L							
2-Hexanone (MBK)	<10	10	ug/L							
Isopropylbenzene	<0.50	0.50	ug/L							
4-Isopropyltoluene	<1.0	1.0	ug/L							
Methyl-tert-Butyl Ether (MTBE)	<1.2	1.2	ug/L							
Methylene Chloride	<5.0	5.0	ug/L							
4-Methyl-2-pentanone (MIBK)	<10	10	ug/L							
Naphthalene	<2.0	2.0	ug/L							
n-Propylbenzene	<0.50	0.50	ug/L							
Styrene	<0.50	0.50	ug/L							
1,1,1,2-Tetrachloroethane	<0.50	0.50	ug/L							
1,1,2,2-Tetrachloroethane	<0.50	0.50	ug/L							
Tetrachloroethylene (PCE)	<0.50	0.50	ug/L							
Toluene	<0.50	0.50	ug/L							
1,2,3-Trichlorobenzene	<0.50	0.50	ug/L							
1,2,4-Trichlorobenzene	<0.50	0.50	ug/L							
1,1,1-Trichloroethane	<0.50	0.50	ug/L							
1,1,2-Trichloroethane	<0.50	0.50	ug/L							
Trichloroethylene (TCE)	<0.50	0.50	ug/L							
Trichlorofluoromethane (R11)	<0.50	0.50	ug/L							
1,2,3-Trichloropropane	<0.50	0.50	ug/L							

Viorel Vasile
Operations Manager

LABORATORY ANALYSIS RESULTS

Client: The Source Group, Inc. (SH)
Project No: 04-NDLA-013
Project Name: DFSP Norwalk GW Sampling

AA Project No: A5334722
Date Received: 11/04/22
Date Reported: 11/21/22

Analyte	Result	Reporting Limit	Units	Spike Level	Source Result	%REC	%REC Limits	RPD	RPD Limit	Notes
VOCs & OXYGENATES by GC/MS - Quality Control										
Batch B2K0711 - EPA 5030B										
Blank (B2K0711-BLK1) Continued				Prepared & Analyzed: 11/07/22						
1,1,2-Trichloro-1,2,2-trifluoroethane (R113)	<0.50	0.50	ug/L							
1,3,5-Trimethylbenzene	<0.50	0.50	ug/L							
1,2,4-Trimethylbenzene	<0.50	0.50	ug/L							
Vinyl chloride	<0.50	0.50	ug/L							
o-Xylene	<0.50	0.50	ug/L							
m,p-Xylenes	<1.0	1.0	ug/L							
Surrogate: 4-Bromofluorobenzene	*51.7*		*ug/L*	*50.0*		*103*	*80-129*			
Surrogate: Dibromofluoromethane	*50.8*		*ug/L*	*50.0*		*102*	*68-137*			
Surrogate: Toluene-d8	*51.9*		*ug/L*	*50.0*		*104*	*83-134*			
LCS (B2K0711-BS1)				Prepared & Analyzed: 11/07/22						
Acetone	**25.3**	10	ug/L	20.0		126	27-123			QL-02
tert-Amyl-Methyl Ether (TAME)	**19.8**	2.0	ug/L	20.0		99.0	58-133			
Benzene	**21.0**	0.50	ug/L	20.0		105	60-134			
Bromobenzene	**21.2**	0.50	ug/L	20.0		106	70-130			
Bromochloromethane	**21.4**	0.50	ug/L	20.0		107	78-121			
Bromodichloromethane	**20.2**	0.50	ug/L	20.0		101	74-135			
Bromoform	**22.9**	0.50	ug/L	20.0		114	68-132			
Bromomethane	**20.7**	0.50	ug/L	20.0		103	58-142			
2-Butanone (MEK)	**20.2**	10	ug/L	20.0		101	62-138			
tert-Butyl Alcohol (TBA)	**116**	10	ug/L	100		116	65-148			
sec-Butylbenzene	**22.5**	0.50	ug/L	20.0		113	84-142			
tert-Butylbenzene	**22.3**	0.50	ug/L	20.0		111	70-130			
n-Butylbenzene	**22.5**	0.50	ug/L	20.0		113	70-130			
Carbon Disulfide	**23.9**	0.50	ug/L	20.0		120	17-177			
Carbon Tetrachloride	**21.7**	0.50	ug/L	20.0		108	66-155			
Chlorobenzene	**21.8**	0.50	ug/L	20.0		109	70-130			
Chloroethane	**19.3**	0.50	ug/L	20.0		96.5	45-166			
Chloroform	**21.7**	0.50	ug/L	20.0		108	71-131			
Chloromethane	**21.4**	0.50	ug/L	20.0		107	48-152			
2-Chlorotoluene	**23.6**	0.50	ug/L	20.0		118	70-130			

Viorel Vasile
Operations Manager

LABORATORY ANALYSIS RESULTS

Client: The Source Group, Inc. (SH)
Project No: 04-NDLA-013
Project Name: DFSP Norwalk GW Sampling

AA Project No: A5334722
Date Received: 11/04/22
Date Reported: 11/21/22

Analyte	Result	Reporting Limit	Units	Spike Level	Source Result	%REC	%REC Limits	RPD	RPD Limit	Notes
VOCs & OXYGENATES by GC/MS - Quality Control										
Batch B2K0711 - EPA 5030B										
LCS (B2K0711-BS1) Continued				Prepared & Analyzed: 11/07/22						
4-Chlorotoluene	**21.8**	0.50	ug/L	20.0		109	70-130			
1,2-Dibromo-3-chloropropane	**21.5**	1.0	ug/L	20.0		107	53-145			
Dibromochloromethane	**21.2**	0.50	ug/L	20.0		106	72-133			
1,2-Dibromoethane (EDB)	**19.8**	0.50	ug/L	20.0		98.8	79-120			
Dibromomethane	**20.3**	0.50	ug/L	20.0		102	68-124			
1,3-Dichlorobenzene	**21.8**	0.50	ug/L	20.0		109	70-130			
1,2-Dichlorobenzene	**23.2**	0.50	ug/L	20.0		116	70-130			
1,4-Dichlorobenzene	**22.0**	0.50	ug/L	20.0		110	70-130			
Dichlorodifluoromethane (R12)	**16.6**	0.50	ug/L	20.0		82.9	16-148			
1,1-Dichloroethane	**22.5**	0.50	ug/L	20.0		113	67-120			
1,2-Dichloroethane (EDC)	**21.6**	0.50	ug/L	20.0		108	57-156			
1,1-Dichloroethylene	**22.7**	0.50	ug/L	20.0		114	50-149			
trans-1,2-Dichloroethylene	**23.2**	0.50	ug/L	20.0		116	66-126			
cis-1,2-Dichloroethylene	**22.2**	0.50	ug/L	20.0		111	70-124			
1,2-Dichloropropane	**21.0**	0.50	ug/L	20.0		105	53-139			
2,2-Dichloropropane	**19.1**	0.50	ug/L	20.0		95.6	44-162			
1,3-Dichloropropane	**22.5**	0.50	ug/L	20.0		112	79-113			
cis-1,3-Dichloropropylene	**16.5**	0.50	ug/L	20.0		82.3	67-127			
trans-1,3-Dichloropropylene	**15.9**	0.50	ug/L	20.0		79.5	76-121			
1,1-Dichloropropylene	**22.6**	0.50	ug/L	20.0		113	84-124			
Diisopropyl ether (DIPE)	**22.8**	2.0	ug/L	20.0		114	51-136			
Ethylbenzene	**21.0**	0.50	ug/L	20.0		105	86-124			
Ethyl-tert-Butyl Ether (ETBE)	**21.9**	2.0	ug/L	20.0		110	62-136			
Hexachlorobutadiene	**25.0**	1.0	ug/L	20.0		125	76-140			
2-Hexanone (MBK)	**20.9**	10	ug/L	20.0		104	52-123			
Isopropylbenzene	**22.6**	0.50	ug/L	20.0		113	70-130			
4-Isopropyltoluene	**22.5**	1.0	ug/L	20.0		113	70-130			
Methyl-tert-Butyl Ether (MTBE)	**44.0**	1.2	ug/L	40.0		110	58-144			
Methylene Chloride	**19.9**	5.0	ug/L	20.0		99.7	50-135			
4-Methyl-2-pentanone (MIBK)	**20.0**	10	ug/L	20.0		100	49-139			
Naphthalene	**19.7**	2.0	ug/L	20.0		98.7	74-128			
n-Propylbenzene	**22.8**	0.50	ug/L	20.0		114	70-130			

Viorel Vasile
Operations Manager

LABORATORY ANALYSIS RESULTS

Client: The Source Group, Inc. (SH)
Project No: 04-NDLA-013
Project Name: DFSP Norwalk GW Sampling

AA Project No: A5334722
Date Received: 11/04/22
Date Reported: 11/21/22

Analyte	Result	Reporting Limit	Units	Spike Level	Source Result	%REC	%REC Limits	RPD	RPD Limit	Notes
VOCs & OXYGENATES by GC/MS - Quality Control										
Batch B2K0711 - EPA 5030B										
LCS (B2K0711-BS1) Continued				Prepared & Analyzed: 11/07/22						
Styrene	**24.5**	0.50	ug/L	20.0		122	84-123			
1,1,1,2-Tetrachloroethane	**21.3**	0.50	ug/L	20.0		106	70-130			
1,1,2,2-Tetrachloroethane	**21.5**	0.50	ug/L	20.0		108	58-126			
Tetrachloroethylene (PCE)	**23.1**	0.50	ug/L	20.0		115	70-130			
Toluene	**22.5**	0.50	ug/L	20.0		112	83-118			
1,2,3-Trichlorobenzene	**20.0**	0.50	ug/L	20.0		99.8	77-134			
1,2,4-Trichlorobenzene	**20.0**	0.50	ug/L	20.0		100	84-128			
1,1,1-Trichloroethane	**21.7**	0.50	ug/L	20.0		108	66-158			
1,1,2-Trichloroethane	**22.2**	0.50	ug/L	20.0		111	75-115			
Trichloroethylene (TCE)	**21.9**	0.50	ug/L	20.0		110	82-128			
Trichlorofluoromethane (R11)	**18.9**	0.50	ug/L	20.0		94.6	65-137			
1,2,3-Trichloropropane	**20.2**	0.50	ug/L	20.0		101	68-123			
1,1,2-Trichloro-1,2,2-trifluoroethane (R113)	**22.0**	0.50	ug/L	20.0		110	62-130			
1,3,5-Trimethylbenzene	**22.1**	0.50	ug/L	20.0		110	70-130			
1,2,4-Trimethylbenzene	**21.4**	0.50	ug/L	20.0		107	70-130			
Vinyl chloride	**20.1**	0.50	ug/L	20.0		100	51-151			
o-Xylene	**21.9**	0.50	ug/L	20.0		110	70-130			
m,p-Xylenes	**46.1**	1.0	ug/L	40.0		115	70-130			
Surrogate: 4-Bromofluorobenzene	*49.9*		*ug/L*	*50.0*		*99.8*	*80-129*			
Surrogate: Dibromofluoromethane	*49.6*		*ug/L*	*50.0*		*99.3*	*68-137*			
Surrogate: Toluene-d8	*51.9*		*ug/L*	*50.0*		*104*	*83-134*			
LCS Dup (B2K0711-BSD1)				Prepared & Analyzed: 11/07/22						
Acetone	**16.9**	10	ug/L	20.0		84.3	27-123	39.9	30	
tert-Amyl-Methyl Ether (TAME)	**14.8**	2.0	ug/L	20.0		73.8	58-133	29.1	30	
Benzene	**16.5**	0.50	ug/L	20.0		82.4	60-134	24.0	30	
Bromobenzene	**18.2**	0.50	ug/L	20.0		91.2	70-130	15.2	30	
Bromochloromethane	**17.4**	0.50	ug/L	20.0		86.9	78-121	20.6	30	
Bromodichloromethane	**16.0**	0.50	ug/L	20.0		79.8	74-135	23.5	30	
Bromoform	**19.4**	0.50	ug/L	20.0		97.0	68-132	16.5	30	
Bromomethane	**23.5**	0.50	ug/L	20.0		118	58-142	12.8	30	

Viorel Vasile
Operations Manager

LABORATORY ANALYSIS RESULTS

Client: The Source Group, Inc. (SH)
Project No: 04-NDLA-013
Project Name: DFSP Norwalk GW Sampling

AA Project No: A5334722
Date Received: 11/04/22
Date Reported: 11/21/22

Analyte	Result	Reporting Limit	Units	Spike Level	Source Result	%REC	%REC Limits	RPD	RPD Limit	Notes
VOCs & OXYGENATES by GC/MS - Quality Control										
Batch B2K0711 - EPA 5030B										
LCS Dup (B2K0711-BSD1) Continued				Prepared & Analyzed: 11/07/22						
2-Butanone (MEK)	**16.8**	10	ug/L	20.0		84.0	62-138	18.4	30	
tert-Butyl Alcohol (TBA)	**85.0**	10	ug/L	100		85.0	65-148	30.7	30	QR-02
sec-Butylbenzene	**19.0**	0.50	ug/L	20.0		95.0	84-142	17.0	30	
tert-Butylbenzene	**17.6**	0.50	ug/L	20.0		88.2	70-130	23.2	30	
n-Butylbenzene	**18.8**	0.50	ug/L	20.0		94.0	70-130	18.0	30	
Carbon Disulfide	**18.5**	0.50	ug/L	20.0		92.7	17-177	25.4	30	
Carbon Tetrachloride	**16.3**	0.50	ug/L	20.0		81.4	66-155	28.3	30	
Chlorobenzene	**18.4**	0.50	ug/L	20.0		91.8	70-130	17.0	30	
Chloroethane	**19.6**	0.50	ug/L	20.0		98.2	45-166	1.70	30	
Chloroform	**16.9**	0.50	ug/L	20.0		84.7	71-131	24.5	30	
Chloromethane	**18.5**	0.50	ug/L	20.0		92.4	48-152	14.5	30	
2-Chlorotoluene	**19.8**	0.50	ug/L	20.0		99.1	70-130	17.3	30	
4-Chlorotoluene	**18.1**	0.50	ug/L	20.0		90.4	70-130	18.6	30	
1,2-Dibromo-3-chloropropane	**18.2**	1.0	ug/L	20.0		91.2	53-145	16.2	30	
Dibromochloromethane	**18.7**	0.50	ug/L	20.0		93.4	72-133	12.8	30	
1,2-Dibromoethane (EDB)	**17.1**	0.50	ug/L	20.0		85.6	79-120	14.3	30	
Dibromomethane	**16.2**	0.50	ug/L	20.0		81.2	68-124	22.2	30	
1,3-Dichlorobenzene	**18.7**	0.50	ug/L	20.0		93.5	70-130	15.5	30	
1,2-Dichlorobenzene	**20.3**	0.50	ug/L	20.0		102	70-130	13.2	30	
1,4-Dichlorobenzene	**19.0**	0.50	ug/L	20.0		95.0	70-130	14.8	30	
Dichlorodifluoromethane (R12)	**13.9**	0.50	ug/L	20.0		69.7	16-148	17.3	30	
1,1-Dichloroethane	**18.5**	0.50	ug/L	20.0		92.4	67-120	19.7	30	
1,2-Dichloroethane (EDC)	**17.2**	0.50	ug/L	20.0		86.2	57-156	22.5	30	
1,1-Dichloroethylene	**18.3**	0.50	ug/L	20.0		91.5	50-149	21.6	30	
trans-1,2-Dichloroethylene	**18.8**	0.50	ug/L	20.0		93.8	66-126	21.4	30	
cis-1,2-Dichloroethylene	**17.0**	0.50	ug/L	20.0		85.0	70-124	26.8	30	
1,2-Dichloropropane	**16.1**	0.50	ug/L	20.0		80.7	53-139	26.3	30	
2,2-Dichloropropane	**14.6**	0.50	ug/L	20.0		73.2	44-162	26.6	30	
1,3-Dichloropropane	**19.7**	0.50	ug/L	20.0		98.6	79-113	13.1	30	
cis-1,3-Dichloropropylene	**13.1**	0.50	ug/L	20.0		65.4	67-127	22.8	30	QL-03
trans-1,3-Dichloropropylene	**15.9**	0.50	ug/L	20.0		79.6	76-121	0.126	30	
1,1-Dichloropropylene	**17.2**	0.50	ug/L	20.0		86.0	84-124	27.0	30	

Viorel Vasile
Operations Manager

LABORATORY ANALYSIS RESULTS

Client: The Source Group, Inc. (SH)
Project No: 04-NDLA-013
Project Name: DFSP Norwalk GW Sampling

AA Project No: A5334722
Date Received: 11/04/22
Date Reported: 11/21/22

Analyte	Result	Reporting Limit	Units	Spike Level	Source Result	%REC	%REC Limits	RPD	RPD Limit	Notes
VOCs & OXYGENATES by GC/MS - Quality Control										
Batch B2K0711 - EPA 5030B										
LCS Dup (B2K0711-BSD1) Continued				Prepared & Analyzed: 11/07/22						
Diisopropyl ether (DIPE)	**17.6**	2.0	ug/L	20.0		87.9	51-136	25.8	30	
Ethylbenzene	**17.9**	0.50	ug/L	20.0		89.4	86-124	15.8	30	
Ethyl-tert-Butyl Ether (ETBE)	**16.8**	2.0	ug/L	20.0		84.2	62-136	26.2	30	
Hexachlorobutadiene	**19.0**	1.0	ug/L	20.0		94.8	76-140	27.5	30	
2-Hexanone (MBK)	**15.8**	10	ug/L	20.0		78.8	52-123	27.9	30	
Isopropylbenzene	**19.1**	0.50	ug/L	20.0		95.5	70-130	17.0	30	
4-Isopropyltoluene	**18.9**	1.0	ug/L	20.0		94.7	70-130	17.2	30	
Methyl-tert-Butyl Ether (MTBE)	**33.0**	1.2	ug/L	40.0		82.6	58-144	28.6	30	
Methylene Chloride	**16.9**	5.0	ug/L	20.0		84.4	50-135	16.6	30	
4-Methyl-2-pentanone (MIBK)	**15.2**	10	ug/L	20.0		76.0	49-139	27.4	30	
Naphthalene	**16.6**	2.0	ug/L	20.0		83.1	74-128	17.2	30	
n-Propylbenzene	**19.5**	0.50	ug/L	20.0		97.5	70-130	15.8	30	
Styrene	**20.8**	0.50	ug/L	20.0		104	84-123	16.0	30	
1,1,1,2-Tetrachloroethane	**18.2**	0.50	ug/L	20.0		90.8	70-130	15.7	30	
1,1,2,2-Tetrachloroethane	**18.2**	0.50	ug/L	20.0		91.1	58-126	16.5	30	
Tetrachloroethylene (PCE)	**19.0**	0.50	ug/L	20.0		95.2	70-130	19.1	30	
Toluene	**19.3**	0.50	ug/L	20.0		96.6	83-118	15.2	30	
1,2,3-Trichlorobenzene	**15.2**	0.50	ug/L	20.0		76.2	77-134	26.9	30	QL-03
1,2,4-Trichlorobenzene	**16.0**	0.50	ug/L	20.0		80.0	84-128	22.5	30	QL-03
1,1,1-Trichloroethane	**17.4**	0.50	ug/L	20.0		86.8	66-158	22.2	30	
1,1,2-Trichloroethane	**18.9**	0.50	ug/L	20.0		94.6	75-115	15.8	30	
Trichloroethylene (TCE)	**16.9**	0.50	ug/L	20.0		84.7	82-128	25.5	30	
Trichlorofluoromethane (R11)	**21.3**	0.50	ug/L	20.0		106	65-137	11.7	30	
1,2,3-Trichloropropane	**17.6**	0.50	ug/L	20.0		87.8	68-123	14.0	30	
1,1,2-Trichloro-1,2,2-trifluoroethane (R113)	**21.6**	0.50	ug/L	20.0		108	62-130	2.20	30	
1,3,5-Trimethylbenzene	**18.9**	0.50	ug/L	20.0		94.4	70-130	15.7	30	
1,2,4-Trimethylbenzene	**18.4**	0.50	ug/L	20.0		91.8	70-130	15.1	30	
Vinyl chloride	**19.1**	0.50	ug/L	20.0		95.3	51-151	5.16	30	
o-Xylene	**19.6**	0.50	ug/L	20.0		98.0	70-130	11.2	30	
m,p-Xylenes	**39.3**	1.0	ug/L	40.0		98.2	70-130	15.9	30	

Viorel Vasile
Operations Manager

LABORATORY ANALYSIS RESULTS

Client: The Source Group, Inc. (SH)
Project No: 04-NDLA-013
Project Name: DFSP Norwalk GW Sampling

AA Project No: A5334722
Date Received: 11/04/22
Date Reported: 11/21/22

Analyte	Result	Reporting Limit	Units	Spike Level	Source Result	%REC	%REC Limits	RPD	RPD Limit	Notes
VOCs & OXYGENATES by GC/MS - Quality Control										
Batch B2K0711 - EPA 5030B										
LCS Dup (B2K0711-BSD1) Continued				Prepared & Analyzed: 11/07/22						
Surrogate: 4-Bromofluorobenzene	*50.3*		*ug/L*	*50.0*		*101*	*80-129*			
Surrogate: Dibromofluoromethane	*50.0*		*ug/L*	*50.0*		*100*	*68-137*			
Surrogate: Toluene-d8	*55.4*		*ug/L*	*50.0*		*111*	*83-134*			
Matrix Spike (B2K0711-MS1)		**Source: 2K07021-02**		Prepared & Analyzed: 11/07/22						
Acetone	**29.0**	10	ug/L	20.0	12.4	83.0	11-169			
tert-Amyl-Methyl Ether (TAME)	**13.2**	2.0	ug/L	20.0	<2.0	66.0	66-133			
Benzene	**20.5**	0.50	ug/L	20.0	<0.50	102	56-135			
Bromobenzene	**21.8**	0.50	ug/L	20.0	<0.50	109	70-130			
Bromochloromethane	**17.4**	0.50	ug/L	20.0	<0.50	86.9	74-125			
Bromodichloromethane	**18.0**	0.50	ug/L	20.0	<0.50	90.0	68-144			
Bromoform	**16.5**	0.50	ug/L	20.0	<0.50	82.6	68-151			
Bromomethane	**22.7**	0.50	ug/L	20.0	<0.50	113	54-142			
2-Butanone (MEK)	**13.9**	10	ug/L	20.0	<10	69.4	62-145			
tert-Butyl Alcohol (TBA)	**70.9**	10	ug/L	100	<10	70.9	73-162			QM-07
sec-Butylbenzene	**24.6**	0.50	ug/L	20.0	<0.50	123	84-145			
tert-Butylbenzene	**23.1**	0.50	ug/L	20.0	<0.50	116	70-130			
n-Butylbenzene	**24.2**	0.50	ug/L	20.0	<0.50	121	70-130			
Carbon Disulfide	**25.3**	0.50	ug/L	20.0	<0.50	127	28-151			
Carbon Tetrachloride	**21.4**	0.50	ug/L	20.0	<0.50	107	58-164			
Chlorobenzene	**21.8**	0.50	ug/L	20.0	<0.50	109	70-130			
Chloroethane	**20.4**	0.50	ug/L	20.0	<0.50	102	42-164			
Chloroform	**21.9**	0.50	ug/L	20.0	<0.50	110	65-138			
Chloromethane	**24.6**	0.50	ug/L	20.0	<0.50	123	50-152			
2-Chlorotoluene	**25.4**	0.50	ug/L	20.0	<0.50	127	70-130			
4-Chlorotoluene	**23.6**	0.50	ug/L	20.0	<0.50	118	70-130			
1,2-Dibromo-3-chloropropane	**18.5**	1.0	ug/L	20.0	<1.0	92.6	53-161			
Dibromochloromethane	**17.6**	0.50	ug/L	20.0	<0.50	88.1	70-130			
1,2-Dibromoethane (EDB)	**14.2**	0.50	ug/L	20.0	<0.50	71.0	76-130			QM-07
Dibromomethane	**16.8**	0.50	ug/L	20.0	<0.50	83.8	62-135			
1,3-Dichlorobenzene	**23.5**	0.50	ug/L	20.0	<0.50	118	70-130			
1,2-Dichlorobenzene	**24.0**	0.50	ug/L	20.0	<0.50	120	70-130			
1,4-Dichlorobenzene	**23.4**	0.50	ug/L	20.0	<0.50	117	70-130			

Viorel Vasile
Operations Manager

LABORATORY ANALYSIS RESULTS

Client: The Source Group, Inc. (SH)
Project No: 04-NDLA-013
Project Name: DFSP Norwalk GW Sampling

AA Project No: A5334722
Date Received: 11/04/22
Date Reported: 11/21/22

Analyte	Result	Reporting Limit	Units	Spike Level	Source Result	%REC	%REC Limits	RPD	RPD Limit	Notes
VOCs & OXYGENATES by GC/MS - Quality Control										
Batch B2K0711 - EPA 5030B										
Matrix Spike (B2K0711-MS1) Continued Source: 2K07021-02 Prepared & Analyzed: 11/07/22										
Dichlorodifluoromethane (R12)	**17.1**	0.50	ug/L	20.0	<0.50	85.3	17-153			
1,1-Dichloroethane	**22.6**	0.50	ug/L	20.0	<0.50	113	55-131			
1,2-Dichloroethane (EDC)	**18.3**	0.50	ug/L	20.0	<0.50	91.5	52-168			
1,1-Dichloroethylene	**24.2**	0.50	ug/L	20.0	<0.50	121	51-140			
trans-1,2-Dichloroethylene	**24.2**	0.50	ug/L	20.0	<0.50	121	59-127			
cis-1,2-Dichloroethylene	**21.6**	0.50	ug/L	20.0	<0.50	108	70-130			
1,2-Dichloropropane	**19.1**	0.50	ug/L	20.0	<0.50	95.3	52-142			
2,2-Dichloropropane	**9.68**	0.50	ug/L	20.0	<0.50	48.4	36-168			
1,3-Dichloropropane	**16.4**	0.50	ug/L	20.0	<0.50	82.2	80-121			
cis-1,3-Dichloropropylene	**6.49**	0.50	ug/L	20.0	<0.50	32.4	66-130			QM-07
trans-1,3-Dichloropropylene	**6.48**	0.50	ug/L	20.0	<0.50	32.4	78-130			QM-07
1,1-Dichloropropylene	**21.7**	0.50	ug/L	20.0	<0.50	109	76-132			
Diisopropyl ether (DIPE)	**19.8**	2.0	ug/L	20.0	<2.0	99.0	52-138			
Ethylbenzene	**22.6**	0.50	ug/L	20.0	<0.50	113	86-128			
Ethyl-tert-Butyl Ether (ETBE)	**16.0**	2.0	ug/L	20.0	<2.0	80.2	64-137			
Hexachlorobutadiene	**23.6**	1.0	ug/L	20.0	<1.0	118	70-130			
2-Hexanone (MBK)	**11.8**	10	ug/L	20.0	<10	59.0	52-141			
Isopropylbenzene	**24.6**	0.50	ug/L	20.0	<0.50	123	70-130			
4-Isopropyltoluene	**24.3**	1.0	ug/L	20.0	<1.0	122	83-149			
Methyl-tert-Butyl Ether (MTBE)	**31.2**	1.2	ug/L	40.0	<1.2	77.9	56-150			
Methylene Chloride	**19.7**	5.0	ug/L	20.0	<5.0	98.5	70-130			
4-Methyl-2-pentanone (MIBK)	**11.6**	10	ug/L	20.0	<10	57.8	60-148			QM-07
Naphthalene	**14.7**	2.0	ug/L	20.0	<2.0	73.4	70-130			
n-Propylbenzene	**24.4**	0.50	ug/L	20.0	<0.50	122	70-130			
Styrene	**21.4**	0.50	ug/L	20.0	<0.50	107	65-141			
1,1,1,2-Tetrachloroethane	**21.4**	0.50	ug/L	20.0	<0.50	107	70-130			
1,1,2,2-Tetrachloroethane	**17.4**	0.50	ug/L	20.0	<0.50	86.8	62-134			
Tetrachloroethylene (PCE)	**23.4**	0.50	ug/L	20.0	<0.50	117	70-130			
Toluene	**22.7**	0.50	ug/L	20.0	<0.50	114	81-123			
1,2,3-Trichlorobenzene	**15.8**	0.50	ug/L	20.0	<0.50	79.1	73-144			
1,2,4-Trichlorobenzene	**17.5**	0.50	ug/L	20.0	<0.50	87.7	80-137			
1,1,1-Trichloroethane	**21.2**	0.50	ug/L	20.0	<0.50	106	62-164			

Viorel Vasile
Operations Manager

LABORATORY ANALYSIS RESULTS

Client: The Source Group, Inc. (SH)
Project No: 04-NDLA-013
Project Name: DFSP Norwalk GW Sampling

AA Project No: A5334722
Date Received: 11/04/22
Date Reported: 11/21/22

Analyte	Result	Reporting Limit	Units	Spike Level	Source Result	%REC	%REC Limits	RPD	RPD Limit	Notes
VOCs & OXYGENATES by GC/MS - Quality Control										
Batch B2K0711 - EPA 5030B										
Matrix Spike (B2K0711-MS1) Continued	**Source: 2K07021-02** Prepared & Analyzed: 11/07/22									
1,1,2-Trichloroethane	**17.9**	0.50	ug/L	20.0	<0.50	89.5	76-122			
Trichloroethylene (TCE)	**21.4**	0.50	ug/L	20.0	<0.50	107	72-136			
Trichlorofluoromethane (R11)	**18.7**	0.50	ug/L	20.0	<0.50	93.4	59-144			
1,2,3-Trichloropropane	**16.9**	0.50	ug/L	20.0	<0.50	84.3	69-135			
1,1,2-Trichloro-1,2,2-trifluoroethane (R113)	**24.2**	0.50	ug/L	20.0	<0.50	121	62-126			
1,3,5-Trimethylbenzene	**22.9**	0.50	ug/L	20.0	<0.50	115	70-130			
1,2,4-Trimethylbenzene	**22.0**	0.50	ug/L	20.0	<0.50	110	89-134			
Vinyl chloride	**22.2**	0.50	ug/L	20.0	<0.50	111	54-150			
o-Xylene	**23.3**	0.50	ug/L	20.0	<0.50	117	70-130			
m,p-Xylenes	**48.8**	1.0	ug/L	40.0	<1.0	122	70-130			
Surrogate: 4-Bromofluorobenzene	*48.1*		*ug/L*	*50.0*		*96.2*	*80-129*			
Surrogate: Dibromofluoromethane	*49.6*		*ug/L*	*50.0*		*99.1*	*68-137*			
Surrogate: Toluene-d8	*52.4*		*ug/L*	*50.0*		*105*	*83-134*			
Matrix Spike Dup (B2K0711-MSD1)	**Source: 2K07021-02** Prepared & Analyzed: 11/07/22									
Acetone	**34.9**	10	ug/L	20.0	12.4	112	11-169	18.4	30	
tert-Amyl-Methyl Ether (TAME)	**17.7**	2.0	ug/L	20.0	<2.0	88.6	66-133	29.2	30	
Benzene	**20.7**	0.50	ug/L	20.0	<0.50	103	56-135	0.923	30	
Bromobenzene	**21.9**	0.50	ug/L	20.0	<0.50	110	70-130	0.549	30	
Bromochloromethane	**20.3**	0.50	ug/L	20.0	<0.50	102	74-125	15.5	30	
Bromodichloromethane	**19.8**	0.50	ug/L	20.0	<0.50	99.0	68-144	9.58	30	
Bromoform	**20.8**	0.50	ug/L	20.0	<0.50	104	68-151	23.1	30	
Bromomethane	**32.0**	0.50	ug/L	20.0	<0.50	160	54-142	34.0	30	QM-07
2-Butanone (MEK)	**20.3**	10	ug/L	20.0	<10	101	62-145	37.6	30	
tert-Butyl Alcohol (TBA)	**82.4**	10	ug/L	100	<10	82.4	73-162	15.1	30	
sec-Butylbenzene	**22.0**	0.50	ug/L	20.0	<0.50	110	84-145	11.1	30	
tert-Butylbenzene	**22.3**	0.50	ug/L	20.0	<0.50	112	70-130	3.52	30	
n-Butylbenzene	**20.9**	0.50	ug/L	20.0	<0.50	105	70-130	14.8	30	
Carbon Disulfide	**22.5**	0.50	ug/L	20.0	<0.50	113	28-151	11.6	30	
Carbon Tetrachloride	**20.8**	0.50	ug/L	20.0	<0.50	104	58-164	2.99	30	
Chlorobenzene	**20.8**	0.50	ug/L	20.0	<0.50	104	70-130	4.60	30	

Viorel Vasile
Operations Manager

LABORATORY ANALYSIS RESULTS

Client: The Source Group, Inc. (SH)
Project No: 04-NDLA-013
Project Name: DFSP Norwalk GW Sampling

AA Project No: A5334722
Date Received: 11/04/22
Date Reported: 11/21/22

Analyte	Result	Reporting Limit	Units	Spike Level	Source Result	%REC	%REC Limits	RPD	RPD Limit	Notes
VOCs & OXYGENATES by GC/MS - Quality Control										
Batch B2K0711 - EPA 5030B										
Matrix Spike Dup (B2K0711-MSD1) Continued				**Source: 2K07021-02**	Prepared & Analyzed: 11/07/22					
Chloroethane	**24.8**	0.50	ug/L	20.0	<0.50	124	42-164	19.5	30	
Chloroform	**21.5**	0.50	ug/L	20.0	<0.50	107	65-138	2.08	30	
Chloromethane	**24.1**	0.50	ug/L	20.0	<0.50	120	50-152	2.22	30	
2-Chlorotoluene	**22.8**	0.50	ug/L	20.0	<0.50	114	70-130	10.8	30	
4-Chlorotoluene	**21.2**	0.50	ug/L	20.0	<0.50	106	70-130	10.6	30	
1,2-Dibromo-3-chloropropane	**20.4**	1.0	ug/L	20.0	<1.0	102	53-161	9.47	30	
Dibromochloromethane	**21.9**	0.50	ug/L	20.0	<0.50	110	70-130	21.7	30	
1,2-Dibromoethane (EDB)	**19.7**	0.50	ug/L	20.0	<0.50	98.4	76-130	32.4	30	
Dibromomethane	**21.4**	0.50	ug/L	20.0	<0.50	107	62-135	24.4	30	
1,3-Dichlorobenzene	**22.0**	0.50	ug/L	20.0	<0.50	110	70-130	6.59	30	
1,2-Dichlorobenzene	**23.2**	0.50	ug/L	20.0	<0.50	116	70-130	3.27	30	
1,4-Dichlorobenzene	**21.9**	0.50	ug/L	20.0	<0.50	110	70-130	6.41	30	
Dichlorodifluoromethane (R12)	**18.7**	0.50	ug/L	20.0	<0.50	93.5	17-153	9.17	30	
1,1-Dichloroethane	**22.9**	0.50	ug/L	20.0	<0.50	114	55-131	1.19	30	
1,2-Dichloroethane (EDC)	**21.8**	0.50	ug/L	20.0	<0.50	109	52-168	17.6	30	
1,1-Dichloroethylene	**21.5**	0.50	ug/L	20.0	<0.50	108	51-140	11.5	30	
trans-1,2-Dichloroethylene	**22.6**	0.50	ug/L	20.0	<0.50	113	59-127	6.72	30	
cis-1,2-Dichloroethylene	**21.0**	0.50	ug/L	20.0	<0.50	105	70-130	2.72	30	
1,2-Dichloropropane	**20.4**	0.50	ug/L	20.0	<0.50	102	52-142	7.04	30	
2,2-Dichloropropane	**19.8**	0.50	ug/L	20.0	<0.50	98.8	36-168	68.4	30	
1,3-Dichloropropane	**21.6**	0.50	ug/L	20.0	<0.50	108	80-121	27.1	30	
cis-1,3-Dichloropropylene	**17.7**	0.50	ug/L	20.0	<0.50	88.6	66-130	92.7	30	
trans-1,3-Dichloropropylene	**20.4**	0.50	ug/L	20.0	<0.50	102	78-130	104	30	
1,1-Dichloropropylene	**21.1**	0.50	ug/L	20.0	<0.50	106	76-132	2.80	30	
Diisopropyl ether (DIPE)	**22.5**	2.0	ug/L	20.0	<2.0	112	52-138	12.7	30	
Ethylbenzene	**20.0**	0.50	ug/L	20.0	<0.50	100	86-128	11.9	30	
Ethyl-tert-Butyl Ether (ETBE)	**20.9**	2.0	ug/L	20.0	<2.0	105	64-137	26.3	30	
Hexachlorobutadiene	**21.7**	1.0	ug/L	20.0	<1.0	108	70-130	8.43	30	
2-Hexanone (MBK)	**17.4**	10	ug/L	20.0	<10	86.8	52-141	38.2	30	
Isopropylbenzene	**22.7**	0.50	ug/L	20.0	<0.50	113	70-130	8.08	30	
4-Isopropyltoluene	**21.4**	1.0	ug/L	20.0	<1.0	107	83-149	12.7	30	

Viorel Vasile
Operations Manager

LABORATORY ANALYSIS RESULTS

Client: The Source Group, Inc. (SH)
Project No: 04-NDLA-013
Project Name: DFSP Norwalk GW Sampling

AA Project No: A5334722
Date Received: 11/04/22
Date Reported: 11/21/22

Analyte	Result	Reporting Limit	Units	Spike Level	Source Result	%REC	%REC Limits	RPD	RPD Limit	Notes
VOCs & OXYGENATES by GC/MS - Quality Control										
Batch B2K0711 - EPA 5030B										
Matrix Spike Dup (B2K0711-MSD1) Continued	**Source: 2K07021-02** Prepared & Analyzed: 11/07/22									
Methyl-tert-Butyl Ether (MTBE)	**41.0**	1.2	ug/L	40.0	<1.2	103	56-150	27.3	30	
Methylene Chloride	**19.8**	5.0	ug/L	20.0	<5.0	99.2	70-130	0.759	30	
4-Methyl-2-pentanone (MIBK)	**15.8**	10	ug/L	20.0	<10	78.8	60-148	30.8	30	
Naphthalene	**20.2**	2.0	ug/L	20.0	<2.0	101	70-130	31.5	30	
n-Propylbenzene	**22.0**	0.50	ug/L	20.0	<0.50	110	70-130	10.4	30	
Styrene	**22.4**	0.50	ug/L	20.0	<0.50	112	65-141	4.33	30	
1,1,1,2-Tetrachloroethane	**21.6**	0.50	ug/L	20.0	<0.50	108	70-130	0.838	30	
1,1,2,2-Tetrachloroethane	**20.4**	0.50	ug/L	20.0	<0.50	102	62-134	16.1	30	
Tetrachloroethylene (PCE)	**21.6**	0.50	ug/L	20.0	<0.50	108	70-130	7.96	30	
Toluene	**22.3**	0.50	ug/L	20.0	<0.50	111	81-123	2.05	30	
1,2,3-Trichlorobenzene	**20.4**	0.50	ug/L	20.0	<0.50	102	73-144	25.4	30	
1,2,4-Trichlorobenzene	**19.7**	0.50	ug/L	20.0	<0.50	98.4	80-137	11.4	30	
1,1,1-Trichloroethane	**21.4**	0.50	ug/L	20.0	<0.50	107	62-164	0.658	30	
1,1,2-Trichloroethane	**21.6**	0.50	ug/L	20.0	<0.50	108	76-122	18.9	30	
Trichloroethylene (TCE)	**21.0**	0.50	ug/L	20.0	<0.50	105	72-136	1.89	30	
Trichlorofluoromethane (R11)	**22.4**	0.50	ug/L	20.0	<0.50	112	59-144	18.1	30	
1,2,3-Trichloropropane	**18.9**	0.50	ug/L	20.0	<0.50	94.6	69-135	11.5	30	
1,1,2-Trichloro-1,2,2-trifluoroethane (R113)	**22.6**	0.50	ug/L	20.0	<0.50	113	62-126	6.91	30	
1,3,5-Trimethylbenzene	**21.0**	0.50	ug/L	20.0	<0.50	105	70-130	8.88	30	
1,2,4-Trimethylbenzene	**21.4**	0.50	ug/L	20.0	<0.50	107	89-134	3.13	30	
Vinyl chloride	**24.5**	0.50	ug/L	20.0	<0.50	122	54-150	9.76	30	
o-Xylene	**21.9**	0.50	ug/L	20.0	<0.50	110	70-130	6.28	30	
m,p-Xylenes	**43.4**	1.0	ug/L	40.0	<1.0	109	70-130	11.8	30	
Surrogate: 4-Bromofluorobenzene	*50.5*		*ug/L*	*50.0*		*101*	*80-129*			
Surrogate: Dibromofluoromethane	*55.5*		*ug/L*	*50.0*		*111*	*68-137*			
Surrogate: Toluene-d8	*53.9*		*ug/L*	*50.0*		*108*	*83-134*			
Batch B2K0712 - EPA 5030B										
Blank (B2K0712-BLK1)	Prepared & Analyzed: 11/07/22									
Acetone	<10	10	ug/L							

Viorel Vasile
Operations Manager

LABORATORY ANALYSIS RESULTS

Client: The Source Group, Inc. (SH)
Project No: 04-NDLA-013
Project Name: DFSP Norwalk GW Sampling

AA Project No: A5334722
Date Received: 11/04/22
Date Reported: 11/21/22

Analyte	Result	Reporting Limit	Units	Spike Level	Source Result	%REC	%REC Limits	RPD	RPD Limit	Notes
VOCs & OXYGENATES by GC/MS - Quality Control										
Batch B2K0712 - EPA 5030B										
Blank (B2K0712-BLK1) Continued				Prepared & Analyzed: 11/07/22						
tert-Amyl-Methyl Ether (TAME)	<2.0	2.0	ug/L							
Benzene	<0.50	0.50	ug/L							
Bromobenzene	<0.50	0.50	ug/L							
Bromochloromethane	<0.50	0.50	ug/L							
Bromodichloromethane	<0.50	0.50	ug/L							
Bromoform	<0.50	0.50	ug/L							
Bromomethane	<0.50	0.50	ug/L							
2-Butanone (MEK)	<10	10	ug/L							
tert-Butyl Alcohol (TBA)	<10	10	ug/L							
sec-Butylbenzene	<0.50	0.50	ug/L							
tert-Butylbenzene	<0.50	0.50	ug/L							
n-Butylbenzene	<0.50	0.50	ug/L							
Carbon Disulfide	<0.50	0.50	ug/L							
Carbon Tetrachloride	<0.50	0.50	ug/L							
Chlorobenzene	<0.50	0.50	ug/L							
Chloroethane	<0.50	0.50	ug/L							
Chloroform	<0.50	0.50	ug/L							
Chloromethane	<0.50	0.50	ug/L							
2-Chlorotoluene	<0.50	0.50	ug/L							
4-Chlorotoluene	<0.50	0.50	ug/L							
1,2-Dibromo-3-chloropropane	<1.0	1.0	ug/L							
Dibromochloromethane	<0.50	0.50	ug/L							
1,2-Dibromoethane (EDB)	<0.50	0.50	ug/L							
Dibromomethane	<0.50	0.50	ug/L							
1,3-Dichlorobenzene	<0.50	0.50	ug/L							
1,2-Dichlorobenzene	<0.50	0.50	ug/L							
1,4-Dichlorobenzene	<0.50	0.50	ug/L							
Dichlorodifluoromethane (R12)	<0.50	0.50	ug/L							
1,1-Dichloroethane	<0.50	0.50	ug/L							
1,2-Dichloroethane (EDC)	<0.50	0.50	ug/L							
1,1-Dichloroethylene	<0.50	0.50	ug/L							
trans-1,2-Dichloroethylene	<0.50	0.50	ug/L							

Viorel Vasile
Operations Manager

LABORATORY ANALYSIS RESULTS

Client: The Source Group, Inc. (SH)
Project No: 04-NDLA-013
Project Name: DFSP Norwalk GW Sampling

AA Project No: A5334722
Date Received: 11/04/22
Date Reported: 11/21/22

Analyte	Result	Reporting Limit	Units	Spike Level	Source Result	%REC	%REC Limits	RPD	RPD Limit	Notes
VOCs & OXYGENATES by GC/MS - Quality Control										
Batch B2K0712 - EPA 5030B										
Blank (B2K0712-BLK1) Continued				Prepared & Analyzed: 11/07/22						
cis-1,2-Dichloroethylene	<0.50	0.50	ug/L							
1,2-Dichloropropane	<0.50	0.50	ug/L							
2,2-Dichloropropane	<0.50	0.50	ug/L							
1,3-Dichloropropane	<0.50	0.50	ug/L							
cis-1,3-Dichloropropylene	<0.50	0.50	ug/L							
trans-1,3-Dichloropropylene	<0.50	0.50	ug/L							
1,1-Dichloropropylene	<0.50	0.50	ug/L							
Diisopropyl ether (DIPE)	<2.0	2.0	ug/L							
Ethylbenzene	<0.50	0.50	ug/L							
Ethyl-tert-Butyl Ether (ETBE)	<2.0	2.0	ug/L							
Hexachlorobutadiene	<1.0	1.0	ug/L							
2-Hexanone (MBK)	<10	10	ug/L							
Isopropylbenzene	<0.50	0.50	ug/L							
4-Isopropyltoluene	<1.0	1.0	ug/L							
Methyl-tert-Butyl Ether (MTBE)	<1.2	1.2	ug/L							
Methylene Chloride	<5.0	5.0	ug/L							
4-Methyl-2-pentanone (MIBK)	<10	10	ug/L							
Naphthalene	<2.0	2.0	ug/L							
n-Propylbenzene	<0.50	0.50	ug/L							
Styrene	<0.50	0.50	ug/L							
1,1,1,2-Tetrachloroethane	<0.50	0.50	ug/L							
1,1,2,2-Tetrachloroethane	<0.50	0.50	ug/L							
Tetrachloroethylene (PCE)	<0.50	0.50	ug/L							
Toluene	<0.50	0.50	ug/L							
1,2,3-Trichlorobenzene	<0.50	0.50	ug/L							
1,2,4-Trichlorobenzene	<0.50	0.50	ug/L							
1,1,1-Trichloroethane	<0.50	0.50	ug/L							
1,1,2-Trichloroethane	<0.50	0.50	ug/L							
Trichloroethylene (TCE)	<0.50	0.50	ug/L							
Trichlorofluoromethane (R11)	<0.50	0.50	ug/L							
1,2,3-Trichloropropane	<0.50	0.50	ug/L							

Viorel Vasile
Operations Manager

LABORATORY ANALYSIS RESULTS

Client: The Source Group, Inc. (SH)
Project No: 04-NDLA-013
Project Name: DFSP Norwalk GW Sampling

AA Project No: A5334722
Date Received: 11/04/22
Date Reported: 11/21/22

Analyte	Result	Reporting Limit	Units	Spike Level	Source Result	%REC	%REC Limits	RPD	RPD Limit	Notes
VOCs & OXYGENATES by GC/MS - Quality Control										
Batch B2K0712 - EPA 5030B										
Blank (B2K0712-BLK1) Continued				Prepared & Analyzed: 11/07/22						
1,1,2-Trichloro-1,2,2-trifluoroethane (R113)	<0.50	0.50	ug/L							
1,3,5-Trimethylbenzene	<0.50	0.50	ug/L							
1,2,4-Trimethylbenzene	<0.50	0.50	ug/L							
Vinyl chloride	<0.50	0.50	ug/L							
o-Xylene	<0.50	0.50	ug/L							
m,p-Xylenes	<1.0	1.0	ug/L							
Surrogate: 4-Bromofluorobenzene	*48.6*		*ug/L*	*50.0*		*97.2*	*80-129*			
Surrogate: Dibromofluoromethane	*59.7*		*ug/L*	*50.0*		*119*	*68-137*			
Surrogate: Toluene-d8	*49.9*		*ug/L*	*50.0*		*99.8*	*83-134*			
LCS (B2K0712-BS1)				Prepared & Analyzed: 11/07/22						
Acetone	**25.8**	10	ug/L	20.0		129	27-123			QL-02
tert-Amyl-Methyl Ether (TAME)	**23.6**	2.0	ug/L	20.0		118	58-133			
Benzene	**22.3**	0.50	ug/L	20.0		111	60-134			
Bromobenzene	**23.4**	0.50	ug/L	20.0		117	70-130			
Bromochloromethane	**25.7**	0.50	ug/L	20.0		129	78-121			QL-02
Bromodichloromethane	**24.5**	0.50	ug/L	20.0		122	74-135			
Bromoform	**24.0**	0.50	ug/L	20.0		120	68-132			
Bromomethane	**19.0**	0.50	ug/L	20.0		95.0	58-142			
2-Butanone (MEK)	**22.1**	10	ug/L	20.0		110	62-138			
tert-Butyl Alcohol (TBA)	**113**	10	ug/L	100		113	65-148			
sec-Butylbenzene	**24.0**	0.50	ug/L	20.0		120	84-142			
tert-Butylbenzene	**24.3**	0.50	ug/L	20.0		121	70-130			
n-Butylbenzene	**25.0**	0.50	ug/L	20.0		125	70-130			
Carbon Disulfide	**22.0**	0.50	ug/L	20.0		110	17-177			
Carbon Tetrachloride	**24.6**	0.50	ug/L	20.0		123	66-155			
Chlorobenzene	**22.6**	0.50	ug/L	20.0		113	70-130			
Chloroethane	**20.1**	0.50	ug/L	20.0		100	45-166			
Chloroform	**23.9**	0.50	ug/L	20.0		120	71-131			
Chloromethane	**19.7**	0.50	ug/L	20.0		98.6	48-152			
2-Chlorotoluene	**22.5**	0.50	ug/L	20.0		113	70-130			

Viorel Vasile
Operations Manager

LABORATORY ANALYSIS RESULTS

Client: The Source Group, Inc. (SH)
Project No: 04-NDLA-013
Project Name: DFSP Norwalk GW Sampling

AA Project No: A5334722
Date Received: 11/04/22
Date Reported: 11/21/22

Analyte	Result	Reporting Limit	Units	Spike Level	Source Result	%REC	%REC Limits	RPD	RPD Limit	Notes
VOCs & OXYGENATES by GC/MS - Quality Control										
Batch B2K0712 - EPA 5030B										
LCS (B2K0712-BS1) Continued				Prepared & Analyzed: 11/07/22						
4-Chlorotoluene	**22.9**	0.50	ug/L	20.0		115	70-130			
1,2-Dibromo-3-chloropropane	**22.4**	1.0	ug/L	20.0		112	53-145			
Dibromochloromethane	**23.9**	0.50	ug/L	20.0		120	72-133			
1,2-Dibromoethane (EDB)	**23.5**	0.50	ug/L	20.0		118	79-120			
Dibromomethane	**23.9**	0.50	ug/L	20.0		119	68-124			
1,3-Dichlorobenzene	**22.8**	0.50	ug/L	20.0		114	70-130			
1,2-Dichlorobenzene	**23.8**	0.50	ug/L	20.0		119	70-130			
1,4-Dichlorobenzene	**22.7**	0.50	ug/L	20.0		113	70-130			
Dichlorodifluoromethane (R12)	**19.7**	0.50	ug/L	20.0		98.6	16-148			
1,1-Dichloroethane	**22.4**	0.50	ug/L	20.0		112	67-120			
1,2-Dichloroethane (EDC)	**22.9**	0.50	ug/L	20.0		115	57-156			
1,1-Dichloroethylene	**24.1**	0.50	ug/L	20.0		120	50-149			
trans-1,2-Dichloroethylene	**23.4**	0.50	ug/L	20.0		117	66-126			
cis-1,2-Dichloroethylene	**24.3**	0.50	ug/L	20.0		122	70-124			
1,2-Dichloropropane	**21.1**	0.50	ug/L	20.0		105	53-139			
2,2-Dichloropropane	**24.0**	0.50	ug/L	20.0		120	44-162			
1,3-Dichloropropane	**21.2**	0.50	ug/L	20.0		106	79-113			
cis-1,3-Dichloropropylene	**22.4**	0.50	ug/L	20.0		112	67-127			
trans-1,3-Dichloropropylene	**24.7**	0.50	ug/L	20.0		123	76-121			QL-02
1,1-Dichloropropylene	**22.7**	0.50	ug/L	20.0		114	84-124			
Diisopropyl ether (DIPE)	**21.2**	2.0	ug/L	20.0		106	51-136			
Ethylbenzene	**23.5**	0.50	ug/L	20.0		117	86-124			
Ethyl-tert-Butyl Ether (ETBE)	**23.4**	2.0	ug/L	20.0		117	62-136			
Hexachlorobutadiene	**20.4**	1.0	ug/L	20.0		102	76-140			
2-Hexanone (MBK)	**18.7**	10	ug/L	20.0		93.7	52-123			
Isopropylbenzene	**24.1**	0.50	ug/L	20.0		120	70-130			
4-Isopropyltoluene	**24.6**	1.0	ug/L	20.0		123	70-130			
Methyl-tert-Butyl Ether (MTBE)	**49.4**	1.2	ug/L	40.0		124	58-144			
Methylene Chloride	**23.2**	5.0	ug/L	20.0		116	50-135			
4-Methyl-2-pentanone (MIBK)	**25.2**	10	ug/L	20.0		126	49-139			
Naphthalene	**25.8**	2.0	ug/L	20.0		129	74-128			QL-02
n-Propylbenzene	**23.8**	0.50	ug/L	20.0		119	70-130			

Viorel Vasile
Operations Manager

LABORATORY ANALYSIS RESULTS

Client: The Source Group, Inc. (SH)
Project No: 04-NDLA-013
Project Name: DFSP Norwalk GW Sampling

AA Project No: A5334722
Date Received: 11/04/22
Date Reported: 11/21/22

Analyte	Result	Reporting Limit	Units	Spike Level	Source Result	%REC	%REC Limits	RPD	RPD Limit	Notes
VOCs & OXYGENATES by GC/MS - Quality Control										
Batch B2K0712 - EPA 5030B										
LCS (B2K0712-BS1) Continued				Prepared & Analyzed: 11/07/22						
Styrene	**23.4**	0.50	ug/L	20.0		117	84-123			
1,1,1,2-Tetrachloroethane	**22.7**	0.50	ug/L	20.0		114	70-130			
1,1,2,2-Tetrachloroethane	**23.8**	0.50	ug/L	20.0		119	58-126			
Tetrachloroethylene (PCE)	**21.9**	0.50	ug/L	20.0		109	70-130			
Toluene	**21.8**	0.50	ug/L	20.0		109	83-118			
1,2,3-Trichlorobenzene	**23.4**	0.50	ug/L	20.0		117	77-134			
1,2,4-Trichlorobenzene	**24.1**	0.50	ug/L	20.0		120	84-128			
1,1,1-Trichloroethane	**23.6**	0.50	ug/L	20.0		118	66-158			
1,1,2-Trichloroethane	**21.8**	0.50	ug/L	20.0		109	75-115			
Trichloroethylene (TCE)	**23.0**	0.50	ug/L	20.0		115	82-128			
Trichlorofluoromethane (R11)	**21.9**	0.50	ug/L	20.0		109	65-137			
1,2,3-Trichloropropane	**21.6**	0.50	ug/L	20.0		108	68-123			
1,1,2-Trichloro-1,2,2-trifluoroethane (R113)	**21.4**	0.50	ug/L	20.0		107	62-130			
1,3,5-Trimethylbenzene	**24.0**	0.50	ug/L	20.0		120	70-130			
1,2,4-Trimethylbenzene	**24.2**	0.50	ug/L	20.0		121	70-130			
Vinyl chloride	**22.6**	0.50	ug/L	20.0		113	51-151			
o-Xylene	**23.5**	0.50	ug/L	20.0		117	70-130			
m,p-Xylenes	**46.9**	1.0	ug/L	40.0		117	70-130			
Surrogate: 4-Bromofluorobenzene	*49.5*		*ug/L*	*50.0*		*99.0*	*80-129*			
Surrogate: Dibromofluoromethane	*55.5*		*ug/L*	*50.0*		*111*	*68-137*			
Surrogate: Toluene-d8	*48.1*		*ug/L*	*50.0*		*96.3*	*83-134*			
LCS Dup (B2K0712-BSD1)				Prepared & Analyzed: 11/07/22						
Acetone	**22.6**	10	ug/L	20.0		113	27-123	13.1	30	
tert-Amyl-Methyl Ether (TAME)	**23.7**	2.0	ug/L	20.0		119	58-133	0.677	30	
Benzene	**20.6**	0.50	ug/L	20.0		103	60-134	7.99	30	
Bromobenzene	**22.5**	0.50	ug/L	20.0		112	70-130	3.96	30	
Bromochloromethane	**22.0**	0.50	ug/L	20.0		110	78-121	15.6	30	
Bromodichloromethane	**20.4**	0.50	ug/L	20.0		102	74-135	18.5	30	
Bromoform	**20.0**	0.50	ug/L	20.0		100	68-132	18.1	30	
Bromomethane	**16.8**	0.50	ug/L	20.0		83.9	58-142	12.4	30	

Viorel Vasile
Operations Manager

LABORATORY ANALYSIS RESULTS

Client: The Source Group, Inc. (SH)
Project No: 04-NDLA-013
Project Name: DFSP Norwalk GW Sampling

AA Project No: A5334722
Date Received: 11/04/22
Date Reported: 11/21/22

Analyte	Result	Reporting Limit	Units	Spike Level	Source Result	%REC	%REC Limits	RPD	RPD Limit	Notes
VOCs & OXYGENATES by GC/MS - Quality Control										
Batch B2K0712 - EPA 5030B										
LCS Dup (B2K0712-BSD1) Continued				Prepared & Analyzed: 11/07/22						
2-Butanone (MEK)	**22.9**	10	ug/L	20.0		115	62-138	3.78	30	
tert-Butyl Alcohol (TBA)	**116**	10	ug/L	100		116	65-148	2.78	30	
sec-Butylbenzene	**23.0**	0.50	ug/L	20.0		115	84-142	4.05	30	
tert-Butylbenzene	**24.3**	0.50	ug/L	20.0		122	70-130	0.165	30	
n-Butylbenzene	**23.4**	0.50	ug/L	20.0		117	70-130	6.33	30	
Carbon Disulfide	**19.4**	0.50	ug/L	20.0		96.8	17-177	12.6	30	
Carbon Tetrachloride	**18.4**	0.50	ug/L	20.0		92.2	66-155	28.7	30	
Chlorobenzene	**20.6**	0.50	ug/L	20.0		103	70-130	9.53	30	
Chloroethane	**18.5**	0.50	ug/L	20.0		92.5	45-166	8.24	30	
Chloroform	**19.6**	0.50	ug/L	20.0		97.8	71-131	20.0	30	
Chloromethane	**19.8**	0.50	ug/L	20.0		99.0	48-152	0.354	30	
2-Chlorotoluene	**22.2**	0.50	ug/L	20.0		111	70-130	1.29	30	
4-Chlorotoluene	**22.0**	0.50	ug/L	20.0		110	70-130	4.14	30	
1,2-Dibromo-3-chloropropane	**24.1**	1.0	ug/L	20.0		120	53-145	7.10	30	
Dibromochloromethane	**21.1**	0.50	ug/L	20.0		106	72-133	12.4	30	
1,2-Dibromoethane (EDB)	**22.7**	0.50	ug/L	20.0		114	79-120	3.33	30	
Dibromomethane	**20.7**	0.50	ug/L	20.0		104	68-124	14.1	30	
1,3-Dichlorobenzene	**21.0**	0.50	ug/L	20.0		105	70-130	7.85	30	
1,2-Dichlorobenzene	**22.8**	0.50	ug/L	20.0		114	70-130	4.33	30	
1,4-Dichlorobenzene	**20.4**	0.50	ug/L	20.0		102	70-130	10.3	30	
Dichlorodifluoromethane (R12)	**17.5**	0.50	ug/L	20.0		87.6	16-148	11.9	30	
1,1-Dichloroethane	**18.9**	0.50	ug/L	20.0		94.6	67-120	16.8	30	
1,2-Dichloroethane (EDC)	**19.1**	0.50	ug/L	20.0		95.4	57-156	18.4	30	
1,1-Dichloroethylene	**20.2**	0.50	ug/L	20.0		101	50-149	17.7	30	
trans-1,2-Dichloroethylene	**20.4**	0.50	ug/L	20.0		102	66-126	13.5	30	
cis-1,2-Dichloroethylene	**21.4**	0.50	ug/L	20.0		107	70-124	12.8	30	
1,2-Dichloropropane	**20.5**	0.50	ug/L	20.0		103	53-139	2.55	30	
2,2-Dichloropropane	**17.6**	0.50	ug/L	20.0		88.0	44-162	30.6	30	QR-02
1,3-Dichloropropane	**20.2**	0.50	ug/L	20.0		101	79-113	4.78	30	
cis-1,3-Dichloropropylene	**21.3**	0.50	ug/L	20.0		106	67-127	5.40	30	
trans-1,3-Dichloropropylene	**19.4**	0.50	ug/L	20.0		97.0	76-121	24.0	30	
1,1-Dichloropropylene	**20.9**	0.50	ug/L	20.0		104	84-124	8.53	30	

Viorel Vasile
Operations Manager

LABORATORY ANALYSIS RESULTS

Client: The Source Group, Inc. (SH)
Project No: 04-NDLA-013
Project Name: DFSP Norwalk GW Sampling

AA Project No: A5334722
Date Received: 11/04/22
Date Reported: 11/21/22

Analyte	Result	Reporting Limit	Units	Spike Level	Source Result	%REC	%REC Limits	RPD	RPD Limit	Notes
VOCs & OXYGENATES by GC/MS - Quality Control										
Batch B2K0712 - EPA 5030B										
LCS Dup (B2K0712-BSD1) Continued				Prepared & Analyzed: 11/07/22						
Diisopropyl ether (DIPE)	**21.8**	2.0	ug/L	20.0		109	51-136	2.51	30	
Ethylbenzene	**21.8**	0.50	ug/L	20.0		109	86-124	7.61	30	
Ethyl-tert-Butyl Ether (ETBE)	**22.6**	2.0	ug/L	20.0		113	62-136	3.39	30	
Hexachlorobutadiene	**17.1**	1.0	ug/L	20.0		85.4	76-140	17.8	30	
2-Hexanone (MBK)	**18.3**	10	ug/L	20.0		91.6	52-123	2.32	30	
Isopropylbenzene	**23.9**	0.50	ug/L	20.0		120	70-130	0.625	30	
4-Isopropyltoluene	**22.9**	1.0	ug/L	20.0		115	70-130	6.82	30	
Methyl-tert-Butyl Ether (MTBE)	**46.6**	1.2	ug/L	40.0		116	58-144	5.98	30	
Methylene Chloride	**20.4**	5.0	ug/L	20.0		102	50-135	12.7	30	
4-Methyl-2-pentanone (MIBK)	**23.9**	10	ug/L	20.0		119	49-139	5.30	30	
Naphthalene	**25.6**	2.0	ug/L	20.0		128	74-128	0.894	30	
n-Propylbenzene	**23.4**	0.50	ug/L	20.0		117	70-130	1.61	30	
Styrene	**22.2**	0.50	ug/L	20.0		111	84-123	5.57	30	
1,1,1,2-Tetrachloroethane	**21.1**	0.50	ug/L	20.0		105	70-130	7.40	30	
1,1,2,2-Tetrachloroethane	**21.6**	0.50	ug/L	20.0		108	58-126	9.48	30	
Tetrachloroethylene (PCE)	**19.4**	0.50	ug/L	20.0		96.9	70-130	12.1	30	
Toluene	**20.2**	0.50	ug/L	20.0		101	83-118	7.77	30	
1,2,3-Trichlorobenzene	**21.1**	0.50	ug/L	20.0		105	77-134	10.6	30	
1,2,4-Trichlorobenzene	**20.7**	0.50	ug/L	20.0		104	84-128	14.9	30	
1,1,1-Trichloroethane	**20.1**	0.50	ug/L	20.0		100	66-158	16.3	30	
1,1,2-Trichloroethane	**21.9**	0.50	ug/L	20.0		110	75-115	0.594	30	
Trichloroethylene (TCE)	**20.6**	0.50	ug/L	20.0		103	82-128	11.5	30	
Trichlorofluoromethane (R11)	**19.1**	0.50	ug/L	20.0		95.6	65-137	13.5	30	
1,2,3-Trichloropropane	**19.6**	0.50	ug/L	20.0		98.2	68-123	9.55	30	
1,1,2-Trichloro-1,2,2-trifluoroethane (R113)	**20.4**	0.50	ug/L	20.0		102	62-130	4.54	30	
1,3,5-Trimethylbenzene	**23.3**	0.50	ug/L	20.0		116	70-130	3.21	30	
1,2,4-Trimethylbenzene	**22.8**	0.50	ug/L	20.0		114	70-130	6.18	30	
Vinyl chloride	**20.4**	0.50	ug/L	20.0		102	51-151	10.4	30	
o-Xylene	**21.3**	0.50	ug/L	20.0		107	70-130	9.60	30	
m,p-Xylenes	**42.5**	1.0	ug/L	40.0		106	70-130	9.71	30	

Viorel Vasile
Operations Manager

LABORATORY ANALYSIS RESULTS

Client: The Source Group, Inc. (SH)
Project No: 04-NDLA-013
Project Name: DFSP Norwalk GW Sampling

AA Project No: A5334722
Date Received: 11/04/22
Date Reported: 11/21/22

Analyte	Result	Reporting Limit	Units	Spike Level	Source Result	%REC	%REC Limits	RPD	RPD Limit	Notes
VOCs & OXYGENATES by GC/MS - Quality Control										
Batch B2K0712 - EPA 5030B										
LCS Dup (B2K0712-BSD1) Continued				Prepared & Analyzed: 11/07/22						
Surrogate: 4-Bromofluorobenzene	*53.2*		*ug/L*	*50.0*		*106*	*80-129*			
Surrogate: Dibromofluoromethane	*52.5*		*ug/L*	*50.0*		*105*	*68-137*			
Surrogate: Toluene-d8	*50.9*		*ug/L*	*50.0*		*102*	*83-134*			
Matrix Spike (B2K0712-MS1)	**Source: 2K07023-06**			Prepared & Analyzed: 11/07/22						
Acetone	**25.5**	10	ug/L	20.0		127	11-169			
tert-Amyl-Methyl Ether (TAME)	**23.8**	2.0	ug/L	20.0		119	66-133			
Benzene	**22.2**	0.50	ug/L	20.0		111	56-135			
Bromobenzene	**22.9**	0.50	ug/L	20.0		114	70-130			
Bromochloromethane	**21.8**	0.50	ug/L	20.0		109	74-125			
Bromodichloromethane	**20.3**	0.50	ug/L	20.0		102	68-144			
Bromoform	**19.3**	0.50	ug/L	20.0		96.7	68-151			
Bromomethane	**16.2**	0.50	ug/L	20.0		80.8	54-142			
2-Butanone (MEK)	**21.9**	10	ug/L	20.0		110	62-145			
tert-Butyl Alcohol (TBA)	**120**	10	ug/L	100		120	73-162			
sec-Butylbenzene	**23.7**	0.50	ug/L	20.0		118	84-145			
tert-Butylbenzene	**25.0**	0.50	ug/L	20.0		125	70-130			
n-Butylbenzene	**24.2**	0.50	ug/L	20.0		121	70-130			
Carbon Disulfide	**22.9**	0.50	ug/L	20.0	0.240	113	28-151			
Carbon Tetrachloride	**17.2**	0.50	ug/L	20.0		85.8	58-164			
Chlorobenzene	**21.6**	0.50	ug/L	20.0		108	70-130			
Chloroethane	**18.3**	0.50	ug/L	20.0		91.4	42-164			
Chloroform	**20.7**	0.50	ug/L	20.0		104	65-138			
Chloromethane	**19.9**	0.50	ug/L	20.0		99.6	50-152			
2-Chlorotoluene	**22.6**	0.50	ug/L	20.0		113	70-130			
4-Chlorotoluene	**22.9**	0.50	ug/L	20.0		114	70-130			
1,2-Dibromo-3-chloropropane	**23.2**	1.0	ug/L	20.0		116	53-161			
Dibromochloromethane	**20.5**	0.50	ug/L	20.0		103	70-130			
1,2-Dibromoethane (EDB)	**22.7**	0.50	ug/L	20.0		114	76-130			
Dibromomethane	**21.5**	0.50	ug/L	20.0		108	62-135			
1,3-Dichlorobenzene	**21.6**	0.50	ug/L	20.0		108	70-130			
1,2-Dichlorobenzene	**23.0**	0.50	ug/L	20.0		115	70-130			
1,4-Dichlorobenzene	**21.3**	0.50	ug/L	20.0		107	70-130			

Viorel Vasile
Operations Manager

LABORATORY ANALYSIS RESULTS

Client: The Source Group, Inc. (SH)
Project No: 04-NDLA-013
Project Name: DFSP Norwalk GW Sampling

AA Project No: A5334722
Date Received: 11/04/22
Date Reported: 11/21/22

Analyte	Result	Reporting Limit	Units	Spike Level	Source Result	%REC	%REC Limits	RPD	RPD Limit	Notes
VOCs & OXYGENATES by GC/MS - Quality Control										
Batch B2K0712 - EPA 5030B										
Matrix Spike (B2K0712-MS1) Continued Source: 2K07023-06 Prepared & Analyzed: 11/07/22										
Dichlorodifluoromethane (R12)	**16.2**	0.50	ug/L	20.0		81.0	17-153			
1,1-Dichloroethane	**19.6**	0.50	ug/L	20.0		98.2	55-131			
1,2-Dichloroethane (EDC)	**19.2**	0.50	ug/L	20.0		96.0	52-168			
1,1-Dichloroethylene	**21.5**	0.50	ug/L	20.0		108	51-140			
trans-1,2-Dichloroethylene	**21.8**	0.50	ug/L	20.0		109	59-127			
cis-1,2-Dichloroethylene	**22.6**	0.50	ug/L	20.0		113	70-130			
1,2-Dichloropropane	**20.9**	0.50	ug/L	20.0		104	52-142			
2,2-Dichloropropane	**18.2**	0.50	ug/L	20.0		90.8	36-168			
1,3-Dichloropropane	**20.9**	0.50	ug/L	20.0		105	80-121			
cis-1,3-Dichloropropylene	**20.9**	0.50	ug/L	20.0		105	66-130			
trans-1,3-Dichloropropylene	**18.6**	0.50	ug/L	20.0		93.0	78-130			
1,1-Dichloropropylene	**22.2**	0.50	ug/L	20.0		111	76-132			
Diisopropyl ether (DIPE)	**21.9**	2.0	ug/L	20.0		110	52-138			
Ethylbenzene	**22.7**	0.50	ug/L	20.0		114	86-128			
Ethyl-tert-Butyl Ether (ETBE)	**23.4**	2.0	ug/L	20.0		117	64-137			
Hexachlorobutadiene	**14.7**	1.0	ug/L	20.0		73.7	70-130			
2-Hexanone (MBK)	**19.2**	10	ug/L	20.0		95.9	52-141			
Isopropylbenzene	**25.1**	0.50	ug/L	20.0		126	70-130			
4-Isopropyltoluene	**23.6**	1.0	ug/L	20.0		118	83-149			
Methyl-tert-Butyl Ether (MTBE)	**46.8**	1.2	ug/L	40.0		117	56-150			
Methylene Chloride	**21.4**	5.0	ug/L	20.0		107	70-130			
4-Methyl-2-pentanone (MIBK)	**23.5**	10	ug/L	20.0		117	60-148			
Naphthalene	**24.2**	2.0	ug/L	20.0		121	70-130			
n-Propylbenzene	**24.3**	0.50	ug/L	20.0		121	70-130			
Styrene	**21.9**	0.50	ug/L	20.0		110	65-141			
1,1,1,2-Tetrachloroethane	**21.2**	0.50	ug/L	20.0		106	70-130			
1,1,2,2-Tetrachloroethane	**20.9**	0.50	ug/L	20.0		104	62-134			
Tetrachloroethylene (PCE)	**20.3**	0.50	ug/L	20.0		102	70-130			
Toluene	**21.3**	0.50	ug/L	20.0		106	81-123			
1,2,3-Trichlorobenzene	**19.0**	0.50	ug/L	20.0		94.8	73-144			
1,2,4-Trichlorobenzene	**18.1**	0.50	ug/L	20.0		90.7	80-137			
1,1,1-Trichloroethane	**20.9**	0.50	ug/L	20.0		104	62-164			

Viorel Vasile
Operations Manager

LABORATORY ANALYSIS RESULTS

Client: The Source Group, Inc. (SH)
Project No: 04-NDLA-013
Project Name: DFSP Norwalk GW Sampling

AA Project No: A5334722
Date Received: 11/04/22
Date Reported: 11/21/22

Analyte	Result	Reporting Limit	Units	Spike Level	Source Result	%REC	%REC Limits	RPD	RPD Limit	Notes
VOCs & OXYGENATES by GC/MS - Quality Control										
Batch B2K0712 - EPA 5030B										
Matrix Spike (B2K0712-MS1) Continued Source: 2K07023-06 Prepared & Analyzed: 11/07/22										
1,1,2-Trichloroethane	**23.3**	0.50	ug/L	20.0		116	76-122			
Trichloroethylene (TCE)	**21.6**	0.50	ug/L	20.0		108	72-136			
Trichlorofluoromethane (R11)	**18.9**	0.50	ug/L	20.0		94.4	59-144			
1,2,3-Trichloropropane	**19.7**	0.50	ug/L	20.0		98.6	69-135			
1,1,2-Trichloro-1,2,2-trifluoroethane (R113)	**20.1**	0.50	ug/L	20.0		100	62-126			
1,3,5-Trimethylbenzene	**24.4**	0.50	ug/L	20.0		122	70-130			
1,2,4-Trimethylbenzene	**23.8**	0.50	ug/L	20.0		119	89-134			
Vinyl chloride	**18.6**	0.50	ug/L	20.0		92.9	54-150			
o-Xylene	**22.3**	0.50	ug/L	20.0		111	70-130			
m,p-Xylenes	**44.8**	1.0	ug/L	40.0		112	70-130			
Surrogate: 4-Bromofluorobenzene	*53.4*		*ug/L*	*50.0*		*107*	*80-129*			
Surrogate: Dibromofluoromethane	*51.5*		*ug/L*	*50.0*		*103*	*68-137*			
Surrogate: Toluene-d8	*51.1*		*ug/L*	*50.0*		*102*	*83-134*			
Matrix Spike Dup (B2K0712-MSD1) **Source: 2K07023-06** Prepared & Analyzed: 11/07/22										
Acetone	**20.9**	10	ug/L	20.0		104	11-169	19.9	30	
tert-Amyl-Methyl Ether (TAME)	**25.3**	2.0	ug/L	20.0		127	66-133	6.14	30	
Benzene	**22.2**	0.50	ug/L	20.0		111	56-135	0.361	30	
Bromobenzene	**24.0**	0.50	ug/L	20.0		120	70-130	4.82	30	
Bromochloromethane	**23.2**	0.50	ug/L	20.0		116	74-125	6.18	30	
Bromodichloromethane	**21.4**	0.50	ug/L	20.0		107	68-144	5.32	30	
Bromoform	**22.0**	0.50	ug/L	20.0		110	68-151	12.8	30	
Bromomethane	**16.7**	0.50	ug/L	20.0		83.4	54-142	3.29	30	
2-Butanone (MEK)	**24.1**	10	ug/L	20.0		121	62-145	9.47	30	
tert-Butyl Alcohol (TBA)	**127**	10	ug/L	100		127	73-162	5.73	30	
sec-Butylbenzene	**24.7**	0.50	ug/L	20.0		124	84-145	4.46	30	
tert-Butylbenzene	**25.4**	0.50	ug/L	20.0		127	70-130	1.79	30	
n-Butylbenzene	**25.7**	0.50	ug/L	20.0		128	70-130	6.14	30	
Carbon Disulfide	**23.0**	0.50	ug/L	20.0	0.240	114	28-151	0.436	30	
Carbon Tetrachloride	**19.2**	0.50	ug/L	20.0		96.0	58-164	11.3	30	
Chlorobenzene	**22.9**	0.50	ug/L	20.0		114	70-130	5.94	30	

Viorel Vasile
Operations Manager

LABORATORY ANALYSIS RESULTS

Client: The Source Group, Inc. (SH)
Project No: 04-NDLA-013
Project Name: DFSP Norwalk GW Sampling

AA Project No: A5334722
Date Received: 11/04/22
Date Reported: 11/21/22

Analyte	Result	Reporting Limit	Units	Spike Level	Source Result	%REC	%REC Limits	RPD	RPD Limit	Notes
VOCs & OXYGENATES by GC/MS - Quality Control										
Batch B2K0712 - EPA 5030B										
Matrix Spike Dup (B2K0712-MSD1) Continued	**Source: 2K07023-06** Prepared & Analyzed: 11/07/22									
Chloroethane	**18.3**	0.50	ug/L	20.0		91.4	42-164	0.0547	30	
Chloroform	**21.0**	0.50	ug/L	20.0		105	65-138	1.15	30	
Chloromethane	**19.1**	0.50	ug/L	20.0		95.4	50-152	4.31	30	
2-Chlorotoluene	**23.8**	0.50	ug/L	20.0		119	70-130	5.08	30	
4-Chlorotoluene	**23.6**	0.50	ug/L	20.0		118	70-130	3.01	30	
1,2-Dibromo-3-chloropropane	**25.5**	1.0	ug/L	20.0		127	53-161	9.29	30	
Dibromochloromethane	**22.4**	0.50	ug/L	20.0		112	70-130	8.66	30	
1,2-Dibromoethane (EDB)	**24.4**	0.50	ug/L	20.0		122	76-130	7.14	30	
Dibromomethane	**22.4**	0.50	ug/L	20.0		112	62-135	4.14	30	
1,3-Dichlorobenzene	**22.9**	0.50	ug/L	20.0		115	70-130	6.20	30	
1,2-Dichlorobenzene	**24.1**	0.50	ug/L	20.0		121	70-130	4.66	30	
1,4-Dichlorobenzene	**22.5**	0.50	ug/L	20.0		112	70-130	5.16	30	
Dichlorodifluoromethane (R12)	**16.2**	0.50	ug/L	20.0		81.0	17-153	0.00	30	
1,1-Dichloroethane	**20.9**	0.50	ug/L	20.0		104	55-131	6.02	30	
1,2-Dichloroethane (EDC)	**19.8**	0.50	ug/L	20.0		99.0	52-168	3.18	30	
1,1-Dichloroethylene	**22.7**	0.50	ug/L	20.0		114	51-140	5.29	30	
trans-1,2-Dichloroethylene	**22.7**	0.50	ug/L	20.0		113	59-127	4.09	30	
cis-1,2-Dichloroethylene	**22.9**	0.50	ug/L	20.0		114	70-130	1.27	30	
1,2-Dichloropropane	**21.4**	0.50	ug/L	20.0		107	52-142	2.46	30	
2,2-Dichloropropane	**18.6**	0.50	ug/L	20.0		92.8	36-168	2.18	30	
1,3-Dichloropropane	**21.4**	0.50	ug/L	20.0		107	80-121	2.22	30	
cis-1,3-Dichloropropylene	**22.5**	0.50	ug/L	20.0		113	66-130	7.41	30	
trans-1,3-Dichloropropylene	**20.4**	0.50	ug/L	20.0		102	78-130	9.42	30	
1,1-Dichloropropylene	**23.0**	0.50	ug/L	20.0		115	76-132	3.72	30	
Diisopropyl ether (DIPE)	**21.9**	2.0	ug/L	20.0		110	52-138	0.0912	30	
Ethylbenzene	**24.0**	0.50	ug/L	20.0		120	86-128	5.56	30	
Ethyl-tert-Butyl Ether (ETBE)	**23.8**	2.0	ug/L	20.0		119	64-137	1.40	30	
Hexachlorobutadiene	**17.3**	1.0	ug/L	20.0		86.6	70-130	16.1	30	
2-Hexanone (MBK)	**21.2**	10	ug/L	20.0		106	52-141	10.1	30	
Isopropylbenzene	**25.5**	0.50	ug/L	20.0		128	70-130	1.54	30	
4-Isopropyltoluene	**25.3**	1.0	ug/L	20.0		127	83-149	7.11	30	

Viorel Vasile
Operations Manager

LABORATORY ANALYSIS RESULTS

Client: The Source Group, Inc. (SH)
Project No: 04-NDLA-013
Project Name: DFSP Norwalk GW Sampling

AA Project No: A5334722
Date Received: 11/04/22
Date Reported: 11/21/22

Analyte	Result	Reporting Limit	Units	Spike Level	Source Result	%REC	%REC Limits	RPD	RPD Limit	Notes
VOCs & OXYGENATES by GC/MS - Quality Control										
Batch B2K0712 - EPA 5030B										
Matrix Spike Dup (B2K0712-MSD1) Continued	**Source: 2K07023-06** Prepared & Analyzed: 11/07/22									
Methyl-tert-Butyl Ether (MTBE)	**49.4**	1.2	ug/L	40.0		123	56-150	5.28	30	
Methylene Chloride	**21.8**	5.0	ug/L	20.0		109	70-130	1.67	30	
4-Methyl-2-pentanone (MIBK)	**25.2**	10	ug/L	20.0		126	60-148	7.15	30	
Naphthalene	**25.8**	2.0	ug/L	20.0		129	70-130	6.39	30	
n-Propylbenzene	**24.7**	0.50	ug/L	20.0		124	70-130	1.75	30	
Styrene	**23.5**	0.50	ug/L	20.0		118	65-141	6.99	30	
1,1,1,2-Tetrachloroethane	**22.1**	0.50	ug/L	20.0		110	70-130	3.83	30	
1,1,2,2-Tetrachloroethane	**23.3**	0.50	ug/L	20.0		116	62-134	10.8	30	
Tetrachloroethylene (PCE)	**21.3**	0.50	ug/L	20.0		107	70-130	4.85	30	
Toluene	**22.8**	0.50	ug/L	20.0		114	81-123	6.98	30	
1,2,3-Trichlorobenzene	**21.5**	0.50	ug/L	20.0		107	73-144	12.5	30	
1,2,4-Trichlorobenzene	**20.4**	0.50	ug/L	20.0		102	80-137	11.8	30	
1,1,1-Trichloroethane	**21.9**	0.50	ug/L	20.0		110	62-164	4.76	30	
1,1,2-Trichloroethane	**22.8**	0.50	ug/L	20.0		114	76-122	2.30	30	
Trichloroethylene (TCE)	**22.4**	0.50	ug/L	20.0		112	72-136	3.73	30	
Trichlorofluoromethane (R11)	**18.0**	0.50	ug/L	20.0		90.0	59-144	4.77	30	
1,2,3-Trichloropropane	**22.4**	0.50	ug/L	20.0		112	69-135	12.8	30	
1,1,2-Trichloro-1,2,2-trifluoroethane (R113)	**20.7**	0.50	ug/L	20.0		103	62-126	2.85	30	
1,3,5-Trimethylbenzene	**25.2**	0.50	ug/L	20.0		126	70-130	3.15	30	
1,2,4-Trimethylbenzene	**24.8**	0.50	ug/L	20.0		124	89-134	4.16	30	
Vinyl chloride	**18.4**	0.50	ug/L	20.0		92.0	54-150	1.03	30	
o-Xylene	**23.6**	0.50	ug/L	20.0		118	70-130	5.50	30	
m,p-Xylenes	**47.0**	1.0	ug/L	40.0		117	70-130	4.80	30	
Surrogate: 4-Bromofluorobenzene	*52.5*		*ug/L*	*50.0*		*105*	*80-129*			
Surrogate: Dibromofluoromethane	*51.3*		*ug/L*	*50.0*		*103*	*68-137*			
Surrogate: Toluene-d8	*50.4*		*ug/L*	*50.0*		*101*	*83-134*			
Diesel Range Organics by GC/FID - Quality Control										
Batch B2K0822 - EPA 3510C										
Blank (B2K0822-BLK1)	Prepared: 11/08/22 Analyzed: 11/09/22									

Viorel Vasile
Operations Manager

LABORATORY ANALYSIS RESULTS

Client: The Source Group, Inc. (SH)
Project No: 04-NDLA-013
Project Name: DFSP Norwalk GW Sampling

AA Project No: A5334722
Date Received: 11/04/22
Date Reported: 11/21/22

Analyte	Result	Reporting Limit	Units	Spike Level	Source Result	%REC	%REC Limits	RPD	RPD Limit	Notes
Diesel Range Organics by GC/FID - Quality Control										
Batch B2K0822 - EPA 3510C										
Blank (B2K0822-BLK1) Continued				Prepared: 11/08/22 Analyzed: 11/09/22						
Diesel Range Organics as Diesel	<0.10	0.10	mg/L							
Surrogate: o-Terphenyl	*0.0398*		*mg/L*	*0.0400*		*99.5*	*50-150*			
LCS (B2K0822-BS1)				Prepared: 11/08/22 Analyzed: 11/09/22						
Diesel Range Organics as Diesel	**0.539**	0.10	mg/L	0.800		67.4	36-132			
Surrogate: o-Terphenyl	*0.0411*		*mg/L*	*0.0400*		*103*	*50-150*			
LCS Dup (B2K0822-BSD1)				Prepared: 11/08/22 Analyzed: 11/09/22						
Diesel Range Organics as Diesel	**0.623**	0.10	mg/L	0.800		77.8	36-132	14.5	30	
Surrogate: o-Terphenyl	*0.0444*		*mg/L*	*0.0400*		*111*	*50-150*			
Gasoline Range Organics by GC/FID - Quality Control										
*Batch B2K0823 - *** DEFAULT PREP ****										
Blank (B2K0823-BLK1)				Prepared & Analyzed: 11/08/22						
Gasoline Range Organics (GRO)	<100	100	ug/L							
Surrogate: a,a,a-Trifluorotoluene	*46.2*		*ug/L*	*50.0*		*92.4*	*80-120*			
LCS (B2K0823-BS1)				Prepared & Analyzed: 11/08/22						
Gasoline Range Organics (GRO)	**484**	100	ug/L	500		96.7	75-125		30	
Surrogate: a,a,a-Trifluorotoluene	*57.0*		*ug/L*	*50.0*		*114*	*80-120*			
LCS Dup (B2K0823-BSD1)				Prepared & Analyzed: 11/08/22						
Gasoline Range Organics (GRO)	**469**	100	ug/L	500		93.9	75-125	3.03	30	
Surrogate: a,a,a-Trifluorotoluene	*55.4*		*ug/L*	*50.0*		*111*	*80-120*			
Matrix Spike (B2K0823-MS1)			**Source: 2K07022-06**	Prepared & Analyzed: 11/08/22						
Gasoline Range Organics (GRO)	**441**	100	ug/L	500		88.2	70-130		30	
Surrogate: a,a,a-Trifluorotoluene	*53.7*		*ug/L*	*50.0*		*107*	*80-120*			
Matrix Spike Dup (B2K0823-MSD1)			**Source: 2K07022-06**	Prepared & Analyzed: 11/08/22						
Gasoline Range Organics (GRO)	**472**	100	ug/L	500		94.4	70-130	6.83	30	
Surrogate: a,a,a-Trifluorotoluene	*56.3*		*ug/L*	*50.0*		*113*	*80-120*			

Viorel Vasile
Operations Manager

LABORATORY ANALYSIS RESULTS

Client:	The Source Group, Inc. (SH)	**AA Project No:**	A5334722
Project No:	04-NDLA-013	**Date Received:**	11/04/22
Project Name:	DFSP Norwalk GW Sampling	**Date Reported:**	11/21/22

Special Notes

[1] = **QL-02** : The recovery for this analyte is outside of the acceptance control limits for the LCS. The data was validated based on the acceptable recovery for this analyte in the LCSD.

[2] = **QL-03** : The recovery for this analyte is outside of the acceptance control limits for the LCSD. The data was validated based on the acceptable recovery for this analyte in the LCS.

[3] = **QM-07** : The spike recovery was outside acceptance limits for the MS and/or MSD. The batch was accepted based on acceptable LCS or LCSD recovery.

[4] = **QR-02** : The RPD result exceeded the QC control limits; however, both percent recoveries were acceptable. Sample results for the QC batch were accepted based on percent recoveries and completeness of QC data.

Viorel Vasile
Operations Manager

AMERICAN ANALYTICS CHAIN-OF-CUSTODY RECORD

9765 ETON AVE., CHATSWORTH, CA 91311
Tel: 818-998-5547 FAX: 818-998-7258

A.A. COC No.: 25638
20201316
Page 1 of 1

Client:	APEX	**Project Name / No.:**	DFSP Norwalk	**Sampler's Name:**	DAN SWEDSSON
Project Manager:	DAN SWEDSSON	**Site Address:**	15306 Norwalk Blvd.	**Sampler's Signature:**	
Phone:	562-597-1015	**City:**	Norwalk	**P.O. No.:**	—
Fax:	562-597-1070	**State & Zip:**	Ca 90650	**Quote No.:**	—

TAT Turnaround Codes **

(1) = Same Day Rush
(2) = 24 Hour Rush
(3) = 48 Hour Rush
(4) = 72 Hour Rush
(5) = 5 Day Rush
X = 10 Working Days (Standard TAT)

ANALYSIS REQUESTED (Test Name)

Please enter the TAT Turnaround Codes ** below

Client I.D.	A.A. I.D.	Date	Time	Sample Matrix	No. of Cont	8260B	8015mD	8015TPH-G	Special Instructions
QCTB-1	2K07021-01	11-3-22	600	GW	2	X			
GMW-6	-02	11-3-22	932	GW	6	X	X	X	
GMW-56	-03	11-3-22	917	GW	6	X	X	X	
GMW-57	-04	11-3-22	955	GW	6	X	X	X	
DUP-1	-05	11-3-22	xxxx	GW	6	X	X	X	
GW-15	-06	11-3-22	1030	GW	6	X	X	X	
GMW-59	-07	11-3-22	1105	GW	6	X	X	X	
MW-29	-08	11-3-22	1142	GW	6	X	X	X	
GMW-12	-09	11-3-22	1215	GW	6	X	X	X	
GMW-43	-10	11-3-22	1255	GW	6	X	X	X	'22 NOV 4 17:40
GMW-44	-11	11-3-22	135	GW	6	X	X	X	
GMW-14	-12	11-3-22	210	GW	6	X	X	X	
QCEB-1	-13	11-3-22	220	OW	3	X	X	X	

For Laboratory Use

REVIEWED
Date 11/7/22 Time 0800
TAT N Days Sign:

A.A. Project No.: AS334722 / 2K07021

	Date	Time	
Relinquished by	11/4/22	1413	Received by
Relinquished by	11/4/22	17:40	Received by
Relinquished by	Date	Time	Received by

Note: By relinquishing samples to American Analytics, client agrees to pay for the services requested on this chain of custody form and any additional client-requested analyses performed on this project. Payment for services is due within 30 days from the date of invoice. Sample(s) will be disposed of after 45 days following the submittal of the sample(s) to American Analytics.

AMERICAN ANALYTICS

9765 Eton Avenue
Chatsworth
California 91311
Tel: (818) 998-5547
Fax: (818) 998-7258

November 23, 2022

Neil Irish

The Source Group, Inc. (SH)

1962 Freeman Ave.

Signal Hill, CA 90755

Re : DFSP Norwalk GW Sampling / 04-NDLA-013

A5334723 / 2K07022

Enclosed is an analytical report for the above-referenced project. The samples included in this report were received on 11/04/22 17:40 and analyzed in accordance with the attached chain-of-custody.

Unless otherwise noted, all analytical testing was accomplished in accordance with the guidelines established in our Quality Assurance Program Manual, applicable standard operating procedures, and other related documentation. The results in this analytical report are limited to the samples tested and any reproduction thereof must be made in its entirety.

If you have any questions regarding this report or require additional information please call me at American Analytics.

Sincerely,

Viorel Vasile

Operations Manager

LABORATORY ANALYSIS RESULTS

Client: The Source Group, Inc. (SH)
Project No: 04-NDLA-013
Project Name: DFSP Norwalk GW Sampling

AA Project No: A5334723
Date Received: 11/04/22
Date Reported: 11/23/22

Sample ID	Laboratory ID	Matrix	TAT	Date Sampled	Date Received
8260B+OXY+TPHG					
QCTB-1	2K07022-01	Water	5	11/04/22 06:00	11/04/22 17:40
QCEB-1	2K07022-07	Water	5	11/04/22 10:45	11/04/22 17:40
8260B+OXYGENATES					
GMW-31	2K07022-02	Water	5	11/04/22 08:20	11/04/22 17:40
DUP-5	2K07022-03	Water	5	11/04/22 00:00	11/04/22 17:40
GW-2	2K07022-04	Water	5	11/04/22 09:10	11/04/22 17:40
EXP-2	2K07022-05	Water	5	11/04/22 10:00	11/04/22 17:40
GMW-16	2K07022-06	Water	5	11/04/22 10:35	11/04/22 17:40
Diesel Range Organics 8015M					
GMW-31	2K07022-02	Water	5	11/04/22 08:20	11/04/22 17:40
DUP-5	2K07022-03	Water	5	11/04/22 00:00	11/04/22 17:40
GW-2	2K07022-04	Water	5	11/04/22 09:10	11/04/22 17:40
EXP-2	2K07022-05	Water	5	11/04/22 10:00	11/04/22 17:40
GMW-16	2K07022-06	Water	5	11/04/22 10:35	11/04/22 17:40
QCEB-1	2K07022-07	Water	5	11/04/22 10:45	11/04/22 17:40
Gasoline Range Organics 8015M					
GMW-31	2K07022-02	Water	5	11/04/22 08:20	11/04/22 17:40

Viorel Vasile
Operations Manager

LABORATORY ANALYSIS RESULTS

Client: The Source Group, Inc. (SH)
Project No: 04-NDLA-013
Project Name: DFSP Norwalk GW Sampling

AA Project No: A5334723
Date Received: 11/04/22
Date Reported: 11/23/22

Sample ID	Laboratory ID	Matrix	TAT	Date Sampled	Date Received
DUP-5	2K07022-03	Water	5	11/04/22 00:00	11/04/22 17:40
GW-2	2K07022-04	Water	5	11/04/22 09:10	11/04/22 17:40
EXP-2	2K07022-05	Water	5	11/04/22 10:00	11/04/22 17:40
GMW-16	2K07022-06	Water	5	11/04/22 10:35	11/04/22 17:40

Viorel Vasile
Operations Manager

LABORATORY ANALYSIS RESULTS

Client: The Source Group, Inc. (SH)
Project No: 04-NDLA-013
Project Name: DFSP Norwalk GW Sampling
Method: VOCs, OXY & TPH Gasoline by GC/MS

AA Project No: A5334723
Date Received: 11/04/22
Date Reported: 11/23/22
Units: ug/L

Date Sampled:	11/04/22	11/04/22	
Date Prepared:	11/08/22	11/08/22	
Date Analyzed:	11/08/22	11/08/22	
AA ID No:	2K07022-01	2K07022-07	
Client ID No:	QCTB-1	QCEB-1	
Matrix:	Water	Water	
Dilution Factor:	1	1	MRL
8260B+OXY+TPHG (EPA 8260B)			
Acetone	**11**	<10	10
tert-Amyl-Methyl Ether (TAME)	<2.0	<2.0	2.0
Benzene	<0.50	<0.50	0.50
Bromobenzene	<0.50	<0.50	0.50
Bromochloromethane	<0.50	<0.50	0.50
Bromodichloromethane	<0.50	<0.50	0.50
Bromoform	<0.50	<0.50	0.50
Bromomethane	<0.50	<0.50	0.50
2-Butanone (MEK)	<10	<10	10
tert-Butyl Alcohol (TBA)	<10	<10	10
sec-Butylbenzene	<0.50	<0.50	0.50
tert-Butylbenzene	<0.50	<0.50	0.50
n-Butylbenzene	<0.50	<0.50	0.50
Carbon Disulfide	<0.50	<0.50	0.50
Carbon Tetrachloride	<0.50	<0.50	0.50
Chlorobenzene	<0.50	<0.50	0.50
Chloroethane	<0.50	<0.50	0.50
Chloroform	<0.50	<0.50	0.50
Chloromethane	<0.50	<0.50	0.50
2-Chlorotoluene	<0.50	<0.50	0.50
4-Chlorotoluene	<0.50	<0.50	0.50
1,2-Dibromo-3-chloropropane	<1.0	<1.0	1.0
Dibromochloromethane	<0.50	<0.50	0.50
1,2-Dibromoethane (EDB)	<0.50	<0.50	0.50
Dibromomethane	<0.50	<0.50	0.50
1,3-Dichlorobenzene	<0.50	<0.50	0.50
1,2-Dichlorobenzene	<0.50	<0.50	0.50

Viorel Vasile
Operations Manager

LABORATORY ANALYSIS RESULTS

Client:	The Source Group, Inc. (SH)	**AA Project No:**	A5334723
Project No:	04-NDLA-013	**Date Received:**	11/04/22
Project Name:	DFSP Norwalk GW Sampling	**Date Reported:**	11/23/22
Method:	VOCs, OXY & TPH Gasoline by GC/MS	**Units:**	ug/L

Date Sampled:	11/04/22	11/04/22	
Date Prepared:	11/08/22	11/08/22	
Date Analyzed:	11/08/22	11/08/22	
AA ID No:	2K07022-01	2K07022-07	
Client ID No:	QCTB-1	QCEB-1	
Matrix:	Water	Water	
Dilution Factor:	1	1	MRL
8260B+OXY+TPHG (EPA 8260B) (continued)			
1,4-Dichlorobenzene	<0.50	<0.50	0.50
Dichlorodifluoromethane (R12)	<0.50	<0.50	0.50
1,1-Dichloroethane	<0.50	<0.50	0.50
1,2-Dichloroethane (EDC)	<0.50	<0.50	0.50
1,1-Dichloroethylene	<0.50	<0.50	0.50
trans-1,2-Dichloroethylene	<0.50	<0.50	0.50
cis-1,2-Dichloroethylene	<0.50	<0.50	0.50
1,2-Dichloropropane	<0.50	<0.50	0.50
2,2-Dichloropropane	<0.50	<0.50	0.50
1,3-Dichloropropane	<0.50	<0.50	0.50
cis-1,3-Dichloropropylene	<0.50	<0.50	0.50
trans-1,3-Dichloropropylene	<0.50	<0.50	0.50
1,1-Dichloropropylene	<0.50	<0.50	0.50
Diisopropyl ether (DIPE)	<2.0	<2.0	2.0
Ethylbenzene	<0.50	<0.50	0.50
Ethyl-tert-Butyl Ether (ETBE)	<2.0	<2.0	2.0
Gasoline Range Organics (GRO)	<100	<100	100
Hexachlorobutadiene	<1.0	<1.0	1.0
2-Hexanone (MBK)	<10	<10	10
Isopropylbenzene	<0.50	<0.50	0.50
4-Isopropyltoluene	<1.0	<1.0	1.0
Methyl-tert-Butyl Ether (MTBE)	<1.2	<1.2	1.2
Methylene Chloride	<5.0	<5.0	5.0
4-Methyl-2-pentanone (MIBK)	<10	<10	10
Naphthalene	<2.0	<2.0	2.0
n-Propylbenzene	<0.50	<0.50	0.50

Viorel Vasile
Operations Manager

LABORATORY ANALYSIS RESULTS

Client:	The Source Group, Inc. (SH)	**AA Project No:**	A5334723
Project No:	04-NDLA-013	**Date Received:**	11/04/22
Project Name:	DFSP Norwalk GW Sampling	**Date Reported:**	11/23/22
Method:	VOCs, OXY & TPH Gasoline by GC/MS	**Units:**	ug/L

Date Sampled:	11/04/22	11/04/22	
Date Prepared:	11/08/22	11/08/22	
Date Analyzed:	11/08/22	11/08/22	
AA ID No:	2K07022-01	2K07022-07	
Client ID No:	QCTB-1	QCEB-1	
Matrix:	Water	Water	
Dilution Factor:	1	1	MRL
8260B+OXY+TPHG (EPA 8260B) (continued)			
Styrene	<0.50	<0.50	0.50
1,1,1,2-Tetrachloroethane	<0.50	<0.50	0.50
1,1,2,2-Tetrachloroethane	<0.50	<0.50	0.50
Tetrachloroethylene (PCE)	<0.50	<0.50	0.50
Toluene	<0.50	<0.50	0.50
1,2,3-Trichlorobenzene	<0.50	<0.50	0.50
1,2,4-Trichlorobenzene	<0.50	<0.50	0.50
1,1,1-Trichloroethane	<0.50	<0.50	0.50
1,1,2-Trichloroethane	<0.50	<0.50	0.50
Trichloroethylene (TCE)	<0.50	<0.50	0.50
Trichlorofluoromethane (R11)	<0.50	<0.50	0.50
1,2,3-Trichloropropane	<0.50	<0.50	0.50
1,1,2-Trichloro-1,2,2-trifluoroethane (R113)	<0.50	<0.50	0.50
1,3,5-Trimethylbenzene	<0.50	<0.50	0.50
1,2,4-Trimethylbenzene	<0.50	<0.50	0.50
Vinyl chloride	<0.50	<0.50	0.50
o-Xylene	<0.50	<0.50	0.50
m,p-Xylenes	<1.0	<1.0	1.0
Surrogates			**%REC Limits**
4-Bromofluorobenzene	98%	96%	80-129
Dibromofluoromethane	120%	120%	68-137
Toluene-d8	100%	98%	83-134

Viorel Vasile
Operations Manager

LABORATORY ANALYSIS RESULTS

Client: The Source Group, Inc. (SH)
Project No: 04-NDLA-013
Project Name: DFSP Norwalk GW Sampling
Method: VOCs & OXYGENATES by GC/MS

AA Project No: A5334723
Date Received: 11/04/22
Date Reported: 11/23/22
Units: ug/L

Date Sampled:	11/04/22	11/04/22	11/04/22	11/04/22	
Date Prepared:	11/08/22	11/08/22	11/08/22	11/08/22	
Date Analyzed:	11/08/22	11/08/22	11/08/22	11/08/22	
AA ID No:	2K07022-02	2K07022-03	2K07022-04	2K07022-05	
Client ID No:	GMW-31	DUP-5	GW-2	EXP-2	
Matrix:	Water	Water	Water	Water	
Dilution Factor:	1	1	1	1	MRL
8260B+OXYGENATES (EPA 8260B)					
Acetone	**18**	**20**	**16**	**28**	10
tert-Amyl-Methyl Ether (TAME)	<2.0	<2.0	<2.0	<2.0	2.0
Benzene	<0.50	<0.50	<0.50	<0.50	0.50
Bromobenzene	<0.50	<0.50	<0.50	<0.50	0.50
Bromochloromethane	<0.50	<0.50	<0.50	<0.50	0.50
Bromodichloromethane	<0.50	<0.50	<0.50	<0.50	0.50
Bromoform	<0.50	<0.50	<0.50	<0.50	0.50
Bromomethane	<0.50	<0.50	<0.50	<0.50	0.50
2-Butanone (MEK)	<10	<10	<10	<10	10
tert-Butyl Alcohol (TBA)	<10	<10	<10	<10	10
sec-Butylbenzene	<0.50	<0.50	<0.50	<0.50	0.50
tert-Butylbenzene	<0.50	<0.50	<0.50	<0.50	0.50
n-Butylbenzene	<0.50	<0.50	<0.50	<0.50	0.50
Carbon Disulfide	**1.2**	<0.50	<0.50	<0.50	0.50
Carbon Tetrachloride	<0.50	<0.50	<0.50	<0.50	0.50
Chlorobenzene	<0.50	<0.50	<0.50	<0.50	0.50
Chloroethane	<0.50	<0.50	<0.50	<0.50	0.50
Chloroform	<0.50	<0.50	<0.50	<0.50	0.50
Chloromethane	<0.50	<0.50	<0.50	<0.50	0.50
2-Chlorotoluene	<0.50	<0.50	<0.50	<0.50	0.50
4-Chlorotoluene	<0.50	<0.50	<0.50	<0.50	0.50
1,2-Dibromo-3-chloropropane	<1.0	<1.0	<1.0	<1.0	1.0
Dibromochloromethane	<0.50	<0.50	<0.50	<0.50	0.50
1,2-Dibromoethane (EDB)	<0.50	<0.50	<0.50	<0.50	0.50
Dibromomethane	<0.50	<0.50	<0.50	<0.50	0.50
1,3-Dichlorobenzene	<0.50	<0.50	<0.50	<0.50	0.50
1,2-Dichlorobenzene	<0.50	<0.50	<0.50	<0.50	0.50

Viorel Vasile
Operations Manager

LABORATORY ANALYSIS RESULTS

Client: The Source Group, Inc. (SH)
Project No: 04-NDLA-013
Project Name: DFSP Norwalk GW Sampling
Method: VOCs & OXYGENATES by GC/MS

AA Project No: A5334723
Date Received: 11/04/22
Date Reported: 11/23/22
Units: ug/L

Date Sampled:	11/04/22	11/04/22	11/04/22	11/04/22	
Date Prepared:	11/08/22	11/08/22	11/08/22	11/08/22	
Date Analyzed:	11/08/22	11/08/22	11/08/22	11/08/22	
AA ID No:	2K07022-02	2K07022-03	2K07022-04	2K07022-05	
Client ID No:	GMW-31	DUP-5	GW-2	EXP-2	
Matrix:	Water	Water	Water	Water	
Dilution Factor:	1	1	1	1	MRL
8260B+OXYGENATES (EPA 8260B) (continued)					
1,4-Dichlorobenzene	<0.50	<0.50	<0.50	<0.50	0.50
Dichlorodifluoromethane (R12)	<0.50	<0.50	<0.50	<0.50	0.50
1,1-Dichloroethane	<0.50	<0.50	<0.50	<0.50	0.50
1,2-Dichloroethane (EDC)	<0.50	<0.50	<0.50	<0.50	0.50
1,1-Dichloroethylene	<0.50	<0.50	<0.50	<0.50	0.50
trans-1,2-Dichloroethylene	<0.50	<0.50	<0.50	<0.50	0.50
cis-1,2-Dichloroethylene	<0.50	<0.50	<0.50	<0.50	0.50
1,2-Dichloropropane	<0.50	<0.50	<0.50	<0.50	0.50
2,2-Dichloropropane	<0.50	<0.50	<0.50	<0.50	0.50
1,3-Dichloropropane	<0.50	<0.50	<0.50	<0.50	0.50
cis-1,3-Dichloropropylene	<0.50	<0.50	<0.50	<0.50	0.50
trans-1,3-Dichloropropylene	<0.50	<0.50	<0.50	<0.50	0.50
1,1-Dichloropropylene	<0.50	<0.50	<0.50	<0.50	0.50
Diisopropyl ether (DIPE)	<2.0	<2.0	<2.0	<2.0	2.0
Ethylbenzene	<0.50	<0.50	<0.50	<0.50	0.50
Ethyl-tert-Butyl Ether (ETBE)	<2.0	<2.0	<2.0	<2.0	2.0
Hexachlorobutadiene	<1.0	<1.0	<1.0	<1.0	1.0
2-Hexanone (MBK)	<10	<10	<10	<10	10
Isopropylbenzene	<0.50	<0.50	<0.50	<0.50	0.50
4-Isopropyltoluene	<1.0	<1.0	<1.0	<1.0	1.0
Methyl-tert-Butyl Ether (MTBE)	<1.2	<1.2	<1.2	**2.6**	1.2
Methylene Chloride	<5.0	<5.0	<5.0	<5.0	5.0
4-Methyl-2-pentanone (MIBK)	<10	<10	<10	<10	10
Naphthalene	<2.0	<2.0	<2.0	<2.0	2.0
n-Propylbenzene	<0.50	<0.50	<0.50	<0.50	0.50
Styrene	<0.50	<0.50	<0.50	<0.50	0.50
1,1,1,2-Tetrachloroethane	<0.50	<0.50	<0.50	<0.50	0.50

Viorel Vasile
Operations Manager

LABORATORY ANALYSIS RESULTS

Client:	The Source Group, Inc. (SH)	**AA Project No:**	A5334723
Project No:	04-NDLA-013	**Date Received:**	11/04/22
Project Name:	DFSP Norwalk GW Sampling	**Date Reported:**	11/23/22
Method:	VOCs & OXYGENATES by GC/MS	**Units:**	ug/L

Date Sampled:	11/04/22	11/04/22	11/04/22	11/04/22	
Date Prepared:	11/08/22	11/08/22	11/08/22	11/08/22	
Date Analyzed:	11/08/22	11/08/22	11/08/22	11/08/22	
AA ID No:	2K07022-02	2K07022-03	2K07022-04	2K07022-05	
Client ID No:	GMW-31	DUP-5	GW-2	EXP-2	
Matrix:	Water	Water	Water	Water	
Dilution Factor:	1	1	1	1	MRL
8260B+OXYGENATES (EPA 8260B) (continued)					
1,1,2,2-Tetrachloroethane	<0.50	<0.50	<0.50	<0.50	0.50
Tetrachloroethylene (PCE)	<0.50	<0.50	<0.50	<0.50	0.50
Toluene	<0.50	<0.50	<0.50	<0.50	0.50
1,2,3-Trichlorobenzene	<0.50	<0.50	<0.50	<0.50	0.50
1,2,4-Trichlorobenzene	<0.50	<0.50	<0.50	<0.50	0.50
1,1,1-Trichloroethane	<0.50	<0.50	<0.50	<0.50	0.50
1,1,2-Trichloroethane	<0.50	<0.50	<0.50	<0.50	0.50
Trichloroethylene (TCE)	<0.50	<0.50	<0.50	<0.50	0.50
Trichlorofluoromethane (R11)	<0.50	<0.50	<0.50	<0.50	0.50
1,2,3-Trichloropropane	<0.50	<0.50	<0.50	<0.50	0.50
1,1,2-Trichloro-1,2,2-trifluoroethane (R113)	<0.50	<0.50	<0.50	<0.50	0.50
1,3,5-Trimethylbenzene	<0.50	<0.50	<0.50	<0.50	0.50
1,2,4-Trimethylbenzene	<0.50	<0.50	<0.50	<0.50	0.50
Vinyl chloride	<0.50	<0.50	<0.50	<0.50	0.50
o-Xylene	<0.50	<0.50	<0.50	<0.50	0.50
m,p-Xylenes	<1.0	<1.0	<1.0	<1.0	1.0
Surrogates					**%REC Limits**
4-Bromofluorobenzene	97%	98%	97%	96%	80-129
Dibromofluoromethane	121%	119%	121%	126%	68-137
Toluene-d8	99%	99%	98%	98%	83-134

Viorel Vasile
Operations Manager

LABORATORY ANALYSIS RESULTS

Client:	The Source Group, Inc. (SH)	**AA Project No:**	A5334723
Project No:	04-NDLA-013	**Date Received:**	11/04/22
Project Name:	DFSP Norwalk GW Sampling	**Date Reported:**	11/23/22
Method:	VOCs & OXYGENATES by GC/MS	**Units:**	ug/L

Date Sampled:	11/04/22	
Date Prepared:	11/08/22	
Date Analyzed:	11/08/22	
AA ID No:	2K07022-06	
Client ID No:	GMW-16	
Matrix:	Water	
Dilution Factor:	1	MRL

8260B+OXYGENATES (EPA 8260B)

Acetone	**21**	10
tert-Amyl-Methyl Ether (TAME)	<2.0	2.0
Benzene	<0.50	0.50
Bromobenzene	<0.50	0.50
Bromochloromethane	<0.50	0.50
Bromodichloromethane	<0.50	0.50
Bromoform	<0.50	0.50
Bromomethane	<0.50	0.50
2-Butanone (MEK)	<10	10
tert-Butyl Alcohol (TBA)	<10	10
sec-Butylbenzene	<0.50	0.50
tert-Butylbenzene	<0.50	0.50
n-Butylbenzene	<0.50	0.50
Carbon Disulfide	<0.50	0.50
Carbon Tetrachloride	<0.50	0.50
Chlorobenzene	<0.50	0.50
Chloroethane	<0.50	0.50
Chloroform	<0.50	0.50
Chloromethane	<0.50	0.50
2-Chlorotoluene	<0.50	0.50
4-Chlorotoluene	<0.50	0.50
1,2-Dibromo-3-chloropropane	<1.0	1.0
Dibromochloromethane	<0.50	0.50
1,2-Dibromoethane (EDB)	<0.50	0.50
Dibromomethane	<0.50	0.50
1,3-Dichlorobenzene	<0.50	0.50
1,2-Dichlorobenzene	<0.50	0.50

Viorel Vasile
Operations Manager

LABORATORY ANALYSIS RESULTS

Client:	The Source Group, Inc. (SH)	**AA Project No:**	A5334723
Project No:	04-NDLA-013	**Date Received:**	11/04/22
Project Name:	DFSP Norwalk GW Sampling	**Date Reported:**	11/23/22
Method:	VOCs & OXYGENATES by GC/MS	**Units:**	ug/L

Date Sampled:	11/04/22	
Date Prepared:	11/08/22	
Date Analyzed:	11/08/22	
AA ID No:	2K07022-06	
Client ID No:	GMW-16	
Matrix:	Water	
Dilution Factor:	1	MRL

8260B+OXYGENATES (EPA 8260B) (continued)

1,4-Dichlorobenzene	<0.50	0.50
Dichlorodifluoromethane (R12)	<0.50	0.50
1,1-Dichloroethane	<0.50	0.50
1,2-Dichloroethane (EDC)	<0.50	0.50
1,1-Dichloroethylene	<0.50	0.50
trans-1,2-Dichloroethylene	<0.50	0.50
cis-1,2-Dichloroethylene	<0.50	0.50
1,2-Dichloropropane	<0.50	0.50
2,2-Dichloropropane	<0.50	0.50
1,3-Dichloropropane	<0.50	0.50
cis-1,3-Dichloropropylene	<0.50	0.50
trans-1,3-Dichloropropylene	<0.50	0.50
1,1-Dichloropropylene	<0.50	0.50
Diisopropyl ether (DIPE)	<2.0	2.0
Ethylbenzene	<0.50	0.50
Ethyl-tert-Butyl Ether (ETBE)	<2.0	2.0
Hexachlorobutadiene	<1.0	1.0
2-Hexanone (MBK)	<10	10
Isopropylbenzene	<0.50	0.50
4-Isopropyltoluene	<1.0	1.0
Methyl-tert-Butyl Ether (MTBE)	<1.2	1.2
Methylene Chloride	<5.0	5.0
4-Methyl-2-pentanone (MIBK)	<10	10
Naphthalene	<2.0	2.0
n-Propylbenzene	<0.50	0.50
Styrene	<0.50	0.50
1,1,1,2-Tetrachloroethane	<0.50	0.50

Viorel Vasile
Operations Manager

LABORATORY ANALYSIS RESULTS

Client:	The Source Group, Inc. (SH)	**AA Project No:**	A5334723
Project No:	04-NDLA-013	**Date Received:**	11/04/22
Project Name:	DFSP Norwalk GW Sampling	**Date Reported:**	11/23/22
Method:	VOCs & OXYGENATES by GC/MS	**Units:**	ug/L

Date Sampled:	11/04/22	
Date Prepared:	11/08/22	
Date Analyzed:	11/08/22	
AA ID No:	2K07022-06	
Client ID No:	GMW-16	
Matrix:	Water	
Dilution Factor:	1	MRL

8260B+OXYGENATES (EPA 8260B) (continued)

1,1,2,2-Tetrachloroethane	<0.50	0.50
Tetrachloroethylene (PCE)	<0.50	0.50
Toluene	<0.50	0.50
1,2,3-Trichlorobenzene	<0.50	0.50
1,2,4-Trichlorobenzene	<0.50	0.50
1,1,1-Trichloroethane	<0.50	0.50
1,1,2-Trichloroethane	<0.50	0.50
Trichloroethylene (TCE)	<0.50	0.50
Trichlorofluoromethane (R11)	<0.50	0.50
1,2,3-Trichloropropane	<0.50	0.50
1,1,2-Trichloro-1,2,2-trifluoroethane (R113)	<0.50	0.50
1,3,5-Trimethylbenzene	<0.50	0.50
1,2,4-Trimethylbenzene	<0.50	0.50
Vinyl chloride	<0.50	0.50
o-Xylene	<0.50	0.50
m,p-Xylenes	<1.0	1.0

Surrogates		**%REC Limits**
4-Bromofluorobenzene	97%	80-129
Dibromofluoromethane	119%	68-137
Toluene-d8	98%	83-134

Viorel Vasile
Operations Manager

LABORATORY ANALYSIS RESULTS

Client:	The Source Group, Inc. (SH)	**AA Project No:**	A5334723
Project No:	04-NDLA-013	**Date Received:**	11/04/22
Project Name:	DFSP Norwalk GW Sampling	**Date Reported:**	11/23/22
Method:	Diesel Range Organics by GC/FID	**Units:**	mg/L

Date Sampled:	11/04/22	11/04/22	11/04/22	11/04/22	
Date Prepared:	11/09/22	11/09/22	11/09/22	11/09/22	
Date Analyzed:	11/15/22	11/15/22	11/15/22	11/15/22	
AA ID No:	2K07022-02	2K07022-03	2K07022-04	2K07022-05	
Client ID No:	GMW-31	DUP-5	GW-2	EXP-2	
Matrix:	Water	Water	Water	Water	
Dilution Factor:	10	20	1	1	MRL
Diesel Range Organics 8015M (EPA 8015M)					
Diesel Range Organics as Diesel	**10**	**15**	**0.10**	<0.10	0.10
Surrogates					**%REC Limits**
o-Terphenyl	64%	88%	78%	83%	50-150

Viorel Vasile
Operations Manager

LABORATORY ANALYSIS RESULTS

Client:	The Source Group, Inc. (SH)	**AA Project No:**	A5334723
Project No:	04-NDLA-013	**Date Received:**	11/04/22
Project Name:	DFSP Norwalk GW Sampling	**Date Reported:**	11/23/22
Method:	Diesel Range Organics by GC/FID	**Units:**	mg/L

Date Sampled:	11/04/22	11/04/22	
Date Prepared:	11/09/22	11/09/22	
Date Analyzed:	11/15/22	11/15/22	
AA ID No:	2K07022-06	2K07022-07	
Client ID No:	GMW-16	QCEB-1	
Matrix:	Water	Water	
Dilution Factor:	1	1	MRL
Diesel Range Organics 8015M (EPA 8015M)			
Diesel Range Organics as Diesel	**0.27**	**0.24**	0.10
Surrogates			**%REC Limits**
o-Terphenyl	78%	80%	50-150

Viorel Vasile
Operations Manager

LABORATORY ANALYSIS RESULTS

Client: The Source Group, Inc. (SH)
Project No: 04-NDLA-013
Project Name: DFSP Norwalk GW Sampling
Method: Gasoline Range Organics by GC/FID

AA Project No: A5334723
Date Received: 11/04/22
Date Reported: 11/23/22
Units: ug/L

Date Sampled:	11/04/22	11/04/22	11/04/22	11/04/22	
Date Prepared:	11/08/22	11/08/22	11/08/22	11/08/22	
Date Analyzed:	11/08/22	11/08/22	11/08/22	11/08/22	
AA ID No:	2K07022-02	2K07022-03	2K07022-04	2K07022-05	
Client ID No:	GMW-31	DUP-5	GW-2	EXP-2	
Matrix:	Water	Water	Water	Water	
Dilution Factor:	1	1	1	1	MRL
Gasoline Range Organics 8015M (EPA 8015M)					
Gasoline Range Organics (GRO)	<100	<100	<100	<100	100
Surrogates					**%REC Limits**
a,a,a-Trifluorotoluene	100%	90%	107%	100%	80-120

Viorel Vasile
Operations Manager

LABORATORY ANALYSIS RESULTS

Client:	The Source Group, Inc. (SH)	**AA Project No:**	A5334723
Project No:	04-NDLA-013	**Date Received:**	11/04/22
Project Name:	DFSP Norwalk GW Sampling	**Date Reported:**	11/23/22
Method:	Gasoline Range Organics by GC/FID	**Units:**	ug/L

Date Sampled:	11/04/22	
Date Prepared:	11/08/22	
Date Analyzed:	11/08/22	
AA ID No:	2K07022-06	
Client ID No:	GMW-16	
Matrix:	Water	
Dilution Factor:	1	MRL
Gasoline Range Organics 8015M (EPA 8015M)		
Gasoline Range Organics (GRO)	<100	100
Surrogates		**%REC Limits**
a,a,a-Trifluorotoluene	96%	80-120

Viorel Vasile
Operations Manager

LABORATORY ANALYSIS RESULTS

Client: The Source Group, Inc. (SH)
Project No: 04-NDLA-013
Project Name: DFSP Norwalk GW Sampling

AA Project No: A5334723
Date Received: 11/04/22
Date Reported: 11/23/22

Analyte	Result	Reporting Limit	Units	Spike Level	Source Result	%REC	%REC Limits	RPD	RPD Limit	Notes
VOCs, OXY & TPH Gasoline by GC/MS - Quality Control										
Batch B2K0827 - EPA 5030B										
Blank (B2K0827-BLK1)				Prepared & Analyzed: 11/08/22						
Acetone	<10	10	ug/L							
tert-Amyl-Methyl Ether (TAME)	<2.0	2.0	ug/L							
Benzene	<0.50	0.50	ug/L							
Bromobenzene	<0.50	0.50	ug/L							
Bromochloromethane	<0.50	0.50	ug/L							
Bromodichloromethane	<0.50	0.50	ug/L							
Bromoform	<0.50	0.50	ug/L							
Bromomethane	<0.50	0.50	ug/L							
2-Butanone (MEK)	<10	10	ug/L							
tert-Butyl Alcohol (TBA)	<10	10	ug/L							
sec-Butylbenzene	<0.50	0.50	ug/L							
tert-Butylbenzene	<0.50	0.50	ug/L							
n-Butylbenzene	<0.50	0.50	ug/L							
Carbon Disulfide	<0.50	0.50	ug/L							
Carbon Tetrachloride	<0.50	0.50	ug/L							
Chlorobenzene	<0.50	0.50	ug/L							
Chloroethane	<0.50	0.50	ug/L							
Chloroform	<0.50	0.50	ug/L							
Chloromethane	<0.50	0.50	ug/L							
2-Chlorotoluene	<0.50	0.50	ug/L							
4-Chlorotoluene	<0.50	0.50	ug/L							
1,2-Dibromo-3-chloropropane	<1.0	1.0	ug/L							
Dibromochloromethane	<0.50	0.50	ug/L							
1,2-Dibromoethane (EDB)	<0.50	0.50	ug/L							
Dibromomethane	<0.50	0.50	ug/L							
1,3-Dichlorobenzene	<0.50	0.50	ug/L							
1,2-Dichlorobenzene	<0.50	0.50	ug/L							
1,4-Dichlorobenzene	<0.50	0.50	ug/L							
Dichlorodifluoromethane (R12)	<0.50	0.50	ug/L							
1,1-Dichloroethane	<0.50	0.50	ug/L							
1,2-Dichloroethane (EDC)	<0.50	0.50	ug/L							
1,1-Dichloroethylene	<0.50	0.50	ug/L							

Viorel Vasile
Operations Manager

LABORATORY ANALYSIS RESULTS

Client: The Source Group, Inc. (SH)
Project No: 04-NDLA-013
Project Name: DFSP Norwalk GW Sampling

AA Project No: A5334723
Date Received: 11/04/22
Date Reported: 11/23/22

Analyte	Result	Reporting Limit	Units	Spike Level	Source Result	%REC	%REC Limits	RPD	RPD Limit	Notes
VOCs, OXY & TPH Gasoline by GC/MS - Quality Control										
Batch B2K0827 - EPA 5030B										
Blank (B2K0827-BLK1) Continued				Prepared & Analyzed: 11/08/22						
trans-1,2-Dichloroethylene	<0.50	0.50	ug/L							
cis-1,2-Dichloroethylene	<0.50	0.50	ug/L							
1,2-Dichloropropane	<0.50	0.50	ug/L							
2,2-Dichloropropane	<0.50	0.50	ug/L							
1,3-Dichloropropane	<0.50	0.50	ug/L							
cis-1,3-Dichloropropylene	<0.50	0.50	ug/L							
trans-1,3-Dichloropropylene	<0.50	0.50	ug/L							
1,1-Dichloropropylene	<0.50	0.50	ug/L							
Diisopropyl ether (DIPE)	<2.0	2.0	ug/L							
Ethylbenzene	<0.50	0.50	ug/L							
Ethyl-tert-Butyl Ether (ETBE)	<2.0	2.0	ug/L							
Gasoline Range Organics (GRO)	<100	100	ug/L							
Hexachlorobutadiene	<1.0	1.0	ug/L							
2-Hexanone (MBK)	<10	10	ug/L							
Isopropylbenzene	<0.50	0.50	ug/L							
4-Isopropyltoluene	<1.0	1.0	ug/L							
Methyl-tert-Butyl Ether (MTBE)	<1.2	1.2	ug/L							
Methylene Chloride	<5.0	5.0	ug/L							
4-Methyl-2-pentanone (MIBK)	<10	10	ug/L							
Naphthalene	<2.0	2.0	ug/L							
n-Propylbenzene	<0.50	0.50	ug/L							
Styrene	<0.50	0.50	ug/L							
1,1,1,2-Tetrachloroethane	<0.50	0.50	ug/L							
1,1,2,2-Tetrachloroethane	<0.50	0.50	ug/L							
Tetrachloroethylene (PCE)	<0.50	0.50	ug/L							
Toluene	<0.50	0.50	ug/L							
1,2,3-Trichlorobenzene	<0.50	0.50	ug/L							
1,2,4-Trichlorobenzene	<0.50	0.50	ug/L							
1,1,1-Trichloroethane	<0.50	0.50	ug/L							
1,1,2-Trichloroethane	<0.50	0.50	ug/L							
Trichloroethylene (TCE)	<0.50	0.50	ug/L							
Trichlorofluoromethane (R11)	<0.50	0.50	ug/L							

Viorel Vasile
Operations Manager

LABORATORY ANALYSIS RESULTS

Client: The Source Group, Inc. (SH)
Project No: 04-NDLA-013
Project Name: DFSP Norwalk GW Sampling

AA Project No: A5334723
Date Received: 11/04/22
Date Reported: 11/23/22

Analyte	Result	Reporting Limit	Units	Spike Level	Source Result	%REC	%REC Limits	RPD	RPD Limit	Notes
VOCs, OXY & TPH Gasoline by GC/MS - Quality Control										
Batch B2K0827 - EPA 5030B										
Blank (B2K0827-BLK1) Continued				Prepared & Analyzed: 11/08/22						
1,2,3-Trichloropropane	<0.50	0.50	ug/L							
1,1,2-Trichloro-1,2,2-trifluoroethane (R113)	<0.50	0.50	ug/L							
1,3,5-Trimethylbenzene	<0.50	0.50	ug/L							
1,2,4-Trimethylbenzene	<0.50	0.50	ug/L							
Vinyl chloride	<0.50	0.50	ug/L							
o-Xylene	<0.50	0.50	ug/L							
m,p-Xylenes	<1.0	1.0	ug/L							
Surrogate: 4-Bromofluorobenzene	*50.1*		*ug/L*	*50.0*		*100*	*80-129*			
Surrogate: Dibromofluoromethane	*62.1*		*ug/L*	*50.0*		*124*	*68-137*			
Surrogate: Toluene-d8	*49.6*		*ug/L*	*50.0*		*99.3*	*83-134*			
LCS (B2K0827-BS1)				Prepared & Analyzed: 11/08/22						
Acetone	**23.3**	10	ug/L	20.0		116	27-123			
tert-Amyl-Methyl Ether (TAME)	**25.3**	2.0	ug/L	20.0		127	58-133			
Benzene	**23.2**	0.50	ug/L	20.0		116	60-134			
Bromobenzene	**24.6**	0.50	ug/L	20.0		123	70-130			
Bromochloromethane	**24.9**	0.50	ug/L	20.0		125	78-121			QL-02
Bromodichloromethane	**24.0**	0.50	ug/L	20.0		120	74-135			
Bromoform	**22.7**	0.50	ug/L	20.0		113	68-132			
Bromomethane	**17.3**	0.50	ug/L	20.0		86.6	58-142			
2-Butanone (MEK)	**25.9**	10	ug/L	20.0		130	62-138			
tert-Butyl Alcohol (TBA)	**113**	10	ug/L	100		113	65-148			
sec-Butylbenzene	**24.9**	0.50	ug/L	20.0		124	84-142			
tert-Butylbenzene	**21.6**	0.50	ug/L	20.0		108	70-130			
n-Butylbenzene	**26.0**	0.50	ug/L	20.0		130	70-130			
Carbon Disulfide	**23.3**	0.50	ug/L	20.0		117	17-177			
Carbon Tetrachloride	**23.2**	0.50	ug/L	20.0		116	66-155			
Chlorobenzene	**23.6**	0.50	ug/L	20.0		118	70-130			
Chloroethane	**19.3**	0.50	ug/L	20.0		96.3	45-166			
Chloroform	**23.1**	0.50	ug/L	20.0		115	71-131			
Chloromethane	**19.9**	0.50	ug/L	20.0		99.6	48-152			

Viorel Vasile
Operations Manager

LABORATORY ANALYSIS RESULTS

Client: The Source Group, Inc. (SH)
Project No: 04-NDLA-013
Project Name: DFSP Norwalk GW Sampling

AA Project No: A5334723
Date Received: 11/04/22
Date Reported: 11/23/22

Analyte	Result	Reporting Limit	Units	Spike Level	Source Result	%REC	%REC Limits	RPD	RPD Limit	Notes
VOCs, OXY & TPH Gasoline by GC/MS - Quality Control										
Batch B2K0827 - EPA 5030B										
LCS (B2K0827-BS1) Continued				Prepared & Analyzed: 11/08/22						
2-Chlorotoluene	**24.3**	0.50	ug/L	20.0		121	70-130			
4-Chlorotoluene	**24.1**	0.50	ug/L	20.0		120	70-130			
1,2-Dibromo-3-chloropropane	**21.6**	1.0	ug/L	20.0		108	53-145			
Dibromochloromethane	**24.3**	0.50	ug/L	20.0		121	72-133			
1,2-Dibromoethane (EDB)	**25.3**	0.50	ug/L	20.0		126	79-120			QL-06
Dibromomethane	**23.9**	0.50	ug/L	20.0		119	68-124			
1,3-Dichlorobenzene	**23.7**	0.50	ug/L	20.0		119	70-130			
1,2-Dichlorobenzene	**24.8**	0.50	ug/L	20.0		124	70-130			
1,4-Dichlorobenzene	**22.9**	0.50	ug/L	20.0		114	70-130			
Dichlorodifluoromethane (R12)	**16.7**	0.50	ug/L	20.0		83.7	16-148			
1,1-Dichloroethane	**23.0**	0.50	ug/L	20.0		115	67-120			
1,2-Dichloroethane (EDC)	**22.0**	0.50	ug/L	20.0		110	57-156			
1,1-Dichloroethylene	**24.9**	0.50	ug/L	20.0		124	50-149			
trans-1,2-Dichloroethylene	**25.2**	0.50	ug/L	20.0		126	66-126			
cis-1,2-Dichloroethylene	**25.2**	0.50	ug/L	20.0		126	70-124			QL-02
1,2-Dichloropropane	**23.1**	0.50	ug/L	20.0		115	53-139			
2,2-Dichloropropane	**22.7**	0.50	ug/L	20.0		113	44-162			
1,3-Dichloropropane	**22.0**	0.50	ug/L	20.0		110	79-113			
cis-1,3-Dichloropropylene	**23.0**	0.50	ug/L	20.0		115	67-127			
trans-1,3-Dichloropropylene	**25.1**	0.50	ug/L	20.0		126	76-121			QL-02
1,1-Dichloropropylene	**24.4**	0.50	ug/L	20.0		122	84-124			
Diisopropyl ether (DIPE)	**23.0**	2.0	ug/L	20.0		115	51-136			
Ethylbenzene	**24.9**	0.50	ug/L	20.0		124	86-124			
Ethyl-tert-Butyl Ether (ETBE)	**24.0**	2.0	ug/L	20.0		120	62-136			
Gasoline Range Organics (GRO)	**419**	100	ug/L	500		83.8	60-123			
Hexachlorobutadiene	**20.3**	1.0	ug/L	20.0		102	76-140			
2-Hexanone (MBK)	**19.5**	10	ug/L	20.0		97.4	52-123			
Isopropylbenzene	**24.2**	0.50	ug/L	20.0		121	70-130			
4-Isopropyltoluene	**25.4**	1.0	ug/L	20.0		127	70-130			
Methyl-tert-Butyl Ether (MTBE)	**49.5**	1.2	ug/L	40.0		124	58-144			
Methylene Chloride	**23.7**	5.0	ug/L	20.0		118	50-135			
4-Methyl-2-pentanone (MIBK)	**25.2**	10	ug/L	20.0		126	49-139			

Viorel Vasile
Operations Manager

LABORATORY ANALYSIS RESULTS

Client: The Source Group, Inc. (SH)
Project No: 04-NDLA-013
Project Name: DFSP Norwalk GW Sampling

AA Project No: A5334723
Date Received: 11/04/22
Date Reported: 11/23/22

Analyte	Result	Reporting Limit	Units	Spike Level	Source Result	%REC	%REC Limits	RPD	RPD Limit	Notes
VOCs, OXY & TPH Gasoline by GC/MS - Quality Control										
Batch B2K0827 - EPA 5030B										
LCS (B2K0827-BS1) Continued				Prepared & Analyzed: 11/08/22						
Naphthalene	**25.3**	2.0	ug/L	20.0		127	74-128			
n-Propylbenzene	**25.5**	0.50	ug/L	20.0		128	70-130			
Styrene	**24.9**	0.50	ug/L	20.0		124	84-123			QL-02
1,1,1,2-Tetrachloroethane	**24.5**	0.50	ug/L	20.0		122	70-130			
1,1,2,2-Tetrachloroethane	**21.1**	0.50	ug/L	20.0		105	58-126			
Tetrachloroethylene (PCE)	**23.5**	0.50	ug/L	20.0		118	70-130			
Toluene	**23.5**	0.50	ug/L	20.0		117	83-118			
1,2,3-Trichlorobenzene	**23.5**	0.50	ug/L	20.0		118	77-134			
1,2,4-Trichlorobenzene	**24.2**	0.50	ug/L	20.0		121	84-128			
1,1,1-Trichloroethane	**23.4**	0.50	ug/L	20.0		117	66-158			
1,1,2-Trichloroethane	**23.7**	0.50	ug/L	20.0		118	75-115			QL-06
Trichloroethylene (TCE)	**23.7**	0.50	ug/L	20.0		118	82-128			
Trichlorofluoromethane (R11)	**20.1**	0.50	ug/L	20.0		100	65-137			
1,2,3-Trichloropropane	**20.8**	0.50	ug/L	20.0		104	68-123			
1,1,2-Trichloro-1,2,2-trifluoroethane (R113)	**21.7**	0.50	ug/L	20.0		108	62-130			
1,3,5-Trimethylbenzene	**25.4**	0.50	ug/L	20.0		127	70-130			
1,2,4-Trimethylbenzene	**25.2**	0.50	ug/L	20.0		126	70-130			
Vinyl chloride	**20.2**	0.50	ug/L	20.0		101	51-151			
o-Xylene	**24.1**	0.50	ug/L	20.0		120	70-130			
m,p-Xylenes	**49.2**	1.0	ug/L	40.0		123	70-130			
Surrogate: 4-Bromofluorobenzene	*51.6*		*ug/L*	*50.0*		*103*	*80-129*			
Surrogate: Dibromofluoromethane	*52.8*		*ug/L*	*50.0*		*106*	*68-137*			
Surrogate: Toluene-d8	*49.3*		*ug/L*	*50.0*		*98.6*	*83-134*			
LCS Dup (B2K0827-BSD1)				Prepared & Analyzed: 11/08/22						
Acetone	**23.7**	10	ug/L	20.0		119	27-123	1.83	30	
tert-Amyl-Methyl Ether (TAME)	**22.5**	2.0	ug/L	20.0		112	58-133	11.8	30	
Benzene	**21.7**	0.50	ug/L	20.0		109	60-134	6.54	30	
Bromobenzene	**24.0**	0.50	ug/L	20.0		120	70-130	2.76	30	
Bromochloromethane	**24.2**	0.50	ug/L	20.0		121	78-121	2.85	30	
Bromodichloromethane	**22.6**	0.50	ug/L	20.0		113	74-135	5.88	30	

Viorel Vasile
Operations Manager

LABORATORY ANALYSIS RESULTS

Client: The Source Group, Inc. (SH)
Project No: 04-NDLA-013
Project Name: DFSP Norwalk GW Sampling

AA Project No: A5334723
Date Received: 11/04/22
Date Reported: 11/23/22

Analyte	Result	Reporting Limit	Units	Spike Level	Source Result	%REC	%REC Limits	RPD	RPD Limit	Notes
VOCs, OXY & TPH Gasoline by GC/MS - Quality Control										
Batch B2K0827 - EPA 5030B										
LCS Dup (B2K0827-BSD1) Continued				Prepared & Analyzed: 11/08/22						
Bromoform	**21.5**	0.50	ug/L	20.0		108	68-132	5.21	30	
Bromomethane	**18.5**	0.50	ug/L	20.0		92.6	58-142	6.69	30	
2-Butanone (MEK)	**22.6**	10	ug/L	20.0		113	62-138	13.9	30	
tert-Butyl Alcohol (TBA)	**103**	10	ug/L	100		103	65-148	8.95	30	
sec-Butylbenzene	**23.9**	0.50	ug/L	20.0		120	84-142	4.10	30	
tert-Butylbenzene	**25.2**	0.50	ug/L	20.0		126	70-130	15.1	30	
n-Butylbenzene	**24.0**	0.50	ug/L	20.0		120	70-130	8.13	30	
Carbon Disulfide	**21.1**	0.50	ug/L	20.0		106	17-177	10.0	30	
Carbon Tetrachloride	**20.4**	0.50	ug/L	20.0		102	66-155	12.8	30	
Chlorobenzene	**21.8**	0.50	ug/L	20.0		109	70-130	7.81	30	
Chloroethane	**19.7**	0.50	ug/L	20.0		98.6	45-166	2.41	30	
Chloroform	**21.4**	0.50	ug/L	20.0		107	71-131	7.47	30	
Chloromethane	**19.2**	0.50	ug/L	20.0		96.2	48-152	3.37	30	
2-Chlorotoluene	**22.7**	0.50	ug/L	20.0		113	70-130	6.69	30	
4-Chlorotoluene	**22.9**	0.50	ug/L	20.0		115	70-130	4.93	30	
1,2-Dibromo-3-chloropropane	**21.3**	1.0	ug/L	20.0		106	53-145	1.54	30	
Dibromochloromethane	**23.7**	0.50	ug/L	20.0		119	72-133	2.29	30	
1,2-Dibromoethane (EDB)	**24.1**	0.50	ug/L	20.0		121	79-120	4.65	30	QL-06
Dibromomethane	**22.1**	0.50	ug/L	20.0		111	68-124	7.52	30	
1,3-Dichlorobenzene	**22.2**	0.50	ug/L	20.0		111	70-130	6.48	30	
1,2-Dichlorobenzene	**23.8**	0.50	ug/L	20.0		119	70-130	4.32	30	
1,4-Dichlorobenzene	**21.8**	0.50	ug/L	20.0		109	70-130	4.84	30	
Dichlorodifluoromethane (R12)	**16.4**	0.50	ug/L	20.0		81.8	16-148	2.30	30	
1,1-Dichloroethane	**22.2**	0.50	ug/L	20.0		111	67-120	3.68	30	
1,2-Dichloroethane (EDC)	**20.3**	0.50	ug/L	20.0		102	57-156	8.12	30	
1,1-Dichloroethylene	**21.9**	0.50	ug/L	20.0		109	50-149	13.0	30	
trans-1,2-Dichloroethylene	**22.3**	0.50	ug/L	20.0		111	66-126	12.4	30	
cis-1,2-Dichloroethylene	**23.3**	0.50	ug/L	20.0		116	70-124	8.09	30	
1,2-Dichloropropane	**22.2**	0.50	ug/L	20.0		111	53-139	3.58	30	
2,2-Dichloropropane	**18.8**	0.50	ug/L	20.0		94.2	44-162	18.4	30	
1,3-Dichloropropane	**20.6**	0.50	ug/L	20.0		103	79-113	6.95	30	
cis-1,3-Dichloropropylene	**23.0**	0.50	ug/L	20.0		115	67-127	0.217	30	

Viorel Vasile
Operations Manager

LABORATORY ANALYSIS RESULTS

Client: The Source Group, Inc. (SH)
Project No: 04-NDLA-013
Project Name: DFSP Norwalk GW Sampling

AA Project No: A5334723
Date Received: 11/04/22
Date Reported: 11/23/22

Analyte	Result	Reporting Limit	Units	Spike Level	Source Result	%REC	%REC Limits	RPD	RPD Limit	Notes
VOCs, OXY & TPH Gasoline by GC/MS - Quality Control										
Batch B2K0827 - EPA 5030B										
LCS Dup (B2K0827-BSD1) Continued				Prepared & Analyzed: 11/08/22						
trans-1,3-Dichloropropylene	**22.4**	0.50	ug/L	20.0		112	76-121	11.7	30	
1,1-Dichloropropylene	**21.5**	0.50	ug/L	20.0		108	84-124	12.7	30	
Diisopropyl ether (DIPE)	**22.5**	2.0	ug/L	20.0		113	51-136	2.19	30	
Ethylbenzene	**22.6**	0.50	ug/L	20.0		113	86-124	9.56	30	
Ethyl-tert-Butyl Ether (ETBE)	**22.6**	2.0	ug/L	20.0		113	62-136	5.88	30	
Gasoline Range Organics (GRO)	**448**	100	ug/L	500		89.5	60-123	6.55	30	
Hexachlorobutadiene	**18.5**	1.0	ug/L	20.0		92.4	76-140	9.59	30	
2-Hexanone (MBK)	**16.9**	10	ug/L	20.0		84.7	52-123	13.9	30	
Isopropylbenzene	**24.5**	0.50	ug/L	20.0		123	70-130	1.27	30	
4-Isopropyltoluene	**23.6**	1.0	ug/L	20.0		118	70-130	7.56	30	
Methyl-tert-Butyl Ether (MTBE)	**45.6**	1.2	ug/L	40.0		114	58-144	8.35	30	
Methylene Chloride	**23.5**	5.0	ug/L	20.0		117	50-135	0.806	30	
4-Methyl-2-pentanone (MIBK)	**21.1**	10	ug/L	20.0		105	49-139	17.9	30	
Naphthalene	**25.2**	2.0	ug/L	20.0		126	74-128	0.316	30	
n-Propylbenzene	**23.8**	0.50	ug/L	20.0		119	70-130	6.73	30	
Styrene	**22.7**	0.50	ug/L	20.0		114	84-123	8.91	30	
1,1,1,2-Tetrachloroethane	**22.9**	0.50	ug/L	20.0		114	70-130	6.84	30	
1,1,2,2-Tetrachloroethane	**21.3**	0.50	ug/L	20.0		106	58-126	0.945	30	
Tetrachloroethylene (PCE)	**20.9**	0.50	ug/L	20.0		105	70-130	11.6	30	
Toluene	**21.4**	0.50	ug/L	20.0		107	83-118	9.32	30	
1,2,3-Trichlorobenzene	**22.2**	0.50	ug/L	20.0		111	77-134	5.77	30	
1,2,4-Trichlorobenzene	**22.1**	0.50	ug/L	20.0		110	84-128	9.37	30	
1,1,1-Trichloroethane	**21.1**	0.50	ug/L	20.0		106	66-158	9.93	30	
1,1,2-Trichloroethane	**23.2**	0.50	ug/L	20.0		116	75-115	2.26	30	QL-06
Trichloroethylene (TCE)	**21.8**	0.50	ug/L	20.0		109	82-128	8.23	30	
Trichlorofluoromethane (R11)	**19.1**	0.50	ug/L	20.0		95.4	65-137	5.11	30	
1,2,3-Trichloropropane	**20.3**	0.50	ug/L	20.0		101	68-123	2.24	30	
1,1,2-Trichloro-1,2,2-trifluoroethane (R113)	**21.3**	0.50	ug/L	20.0		106	62-130	1.86	30	
1,3,5-Trimethylbenzene	**24.2**	0.50	ug/L	20.0		121	70-130	5.16	30	
1,2,4-Trimethylbenzene	**23.8**	0.50	ug/L	20.0		119	70-130	5.87	30	
Vinyl chloride	**21.1**	0.50	ug/L	20.0		105	51-151	4.22	30	

Viorel Vasile
Operations Manager

LABORATORY ANALYSIS RESULTS

Client: The Source Group, Inc. (SH)
Project No: 04-NDLA-013
Project Name: DFSP Norwalk GW Sampling

AA Project No: A5334723
Date Received: 11/04/22
Date Reported: 11/23/22

Analyte	Result	Reporting Limit	Units	Spike Level	Source Result	%REC	%REC Limits	RPD	RPD Limit	Notes
VOCs, OXY & TPH Gasoline by GC/MS - Quality Control										
Batch B2K0827 - EPA 5030B										
LCS Dup (B2K0827-BSD1) Continued				Prepared & Analyzed: 11/08/22						
o-Xylene	**23.1**	0.50	ug/L	20.0		116	70-130	3.94	30	
m,p-Xylenes	**45.5**	1.0	ug/L	40.0		114	70-130	7.84	30	
Surrogate: 4-Bromofluorobenzene	*51.0*		*ug/L*	*50.0*		*102*	*80-129*			
Surrogate: Dibromofluoromethane	*55.3*		*ug/L*	*50.0*		*111*	*68-137*			
Surrogate: Toluene-d8	*50.6*		*ug/L*	*50.0*		*101*	*83-134*			
Matrix Spike (B2K0827-MS1)		**Source: 2K07022-02**		Prepared & Analyzed: 11/08/22						
Acetone	**42.0**	10	ug/L	20.0	18.2	119	11-169			
tert-Amyl-Methyl Ether (TAME)	**22.8**	2.0	ug/L	20.0		114	66-133			
Benzene	**23.0**	0.50	ug/L	20.0		115	56-135			
Bromobenzene	**24.7**	0.50	ug/L	20.0		124	70-130			
Bromochloromethane	**23.6**	0.50	ug/L	20.0		118	74-125			
Bromodichloromethane	**22.2**	0.50	ug/L	20.0		111	68-144			
Bromoform	**21.1**	0.50	ug/L	20.0		105	68-151			
Bromomethane	**17.8**	0.50	ug/L	20.0		89.0	54-142			
2-Butanone (MEK)	**22.2**	10	ug/L	20.0		111	62-145			
tert-Butyl Alcohol (TBA)	**107**	10	ug/L	100		107	73-162			
sec-Butylbenzene	**25.1**	0.50	ug/L	20.0		126	84-145			
tert-Butylbenzene	**22.6**	0.50	ug/L	20.0		113	70-130			
n-Butylbenzene	**25.9**	0.50	ug/L	20.0		130	70-130			
Carbon Disulfide	**25.3**	0.50	ug/L	20.0	1.24	120	28-151			
Carbon Tetrachloride	**21.7**	0.50	ug/L	20.0		109	58-164			
Chlorobenzene	**23.0**	0.50	ug/L	20.0		115	70-130			
Chloroethane	**19.9**	0.50	ug/L	20.0		99.3	42-164			
Chloroform	**22.0**	0.50	ug/L	20.0		110	65-138			
Chloromethane	**21.1**	0.50	ug/L	20.0		106	50-152			
2-Chlorotoluene	**24.6**	0.50	ug/L	20.0		123	70-130			
4-Chlorotoluene	**24.6**	0.50	ug/L	20.0		123	70-130			
1,2-Dibromo-3-chloropropane	**21.8**	1.0	ug/L	20.0		109	53-161			
Dibromochloromethane	**23.3**	0.50	ug/L	20.0		116	70-130			
1,2-Dibromoethane (EDB)	**23.7**	0.50	ug/L	20.0		119	76-130			
Dibromomethane	**21.0**	0.50	ug/L	20.0		105	62-135			

Viorel Vasile
Operations Manager

LABORATORY ANALYSIS RESULTS

Client: The Source Group, Inc. (SH)
Project No: 04-NDLA-013
Project Name: DFSP Norwalk GW Sampling

AA Project No: A5334723
Date Received: 11/04/22
Date Reported: 11/23/22

Analyte	Result	Reporting Limit	Units	Spike Level	Source Result	%REC	%REC Limits	RPD	RPD Limit	Notes
VOCs, OXY & TPH Gasoline by GC/MS - Quality Control										
Batch B2K0827 - EPA 5030B										
Matrix Spike (B2K0827-MS1) Continued Source: 2K07022-02 Prepared & Analyzed: 11/08/22										
1,3-Dichlorobenzene	**23.3**	0.50	ug/L	20.0		116	70-130			
1,2-Dichlorobenzene	**24.7**	0.50	ug/L	20.0		124	70-130			
1,4-Dichlorobenzene	**22.9**	0.50	ug/L	20.0		114	70-130			
Dichlorodifluoromethane (R12)	**16.3**	0.50	ug/L	20.0		81.4	17-153			
1,1-Dichloroethane	**22.5**	0.50	ug/L	20.0		113	55-131			
1,2-Dichloroethane (EDC)	**19.5**	0.50	ug/L	20.0		97.6	52-168			
1,1-Dichloroethylene	**24.2**	0.50	ug/L	20.0		121	51-140			
trans-1,2-Dichloroethylene	**24.6**	0.50	ug/L	20.0		123	59-127			
cis-1,2-Dichloroethylene	**24.6**	0.50	ug/L	20.0		123	70-130			
1,2-Dichloropropane	**22.1**	0.50	ug/L	20.0		111	52-142			
2,2-Dichloropropane	**19.1**	0.50	ug/L	20.0		95.5	36-168			
1,3-Dichloropropane	**20.8**	0.50	ug/L	20.0		104	80-121			
cis-1,3-Dichloropropylene	**22.6**	0.50	ug/L	20.0		113	66-130			
trans-1,3-Dichloropropylene	**21.4**	0.50	ug/L	20.0		107	78-130			
1,1-Dichloropropylene	**24.1**	0.50	ug/L	20.0		120	76-132			
Diisopropyl ether (DIPE)	**22.9**	2.0	ug/L	20.0		114	52-138			
Ethylbenzene	**24.5**	0.50	ug/L	20.0		123	86-128			
Ethyl-tert-Butyl Ether (ETBE)	**22.6**	2.0	ug/L	20.0		113	64-137			
Hexachlorobutadiene	**18.7**	1.0	ug/L	20.0		93.5	70-130			
2-Hexanone (MBK)	**16.8**	10	ug/L	20.0		84.1	52-141			
Isopropylbenzene	**22.7**	0.50	ug/L	20.0		114	70-130			
4-Isopropyltoluene	**25.5**	1.0	ug/L	20.0		127	83-149			
Methyl-tert-Butyl Ether (MTBE)	**46.2**	1.2	ug/L	40.0		116	56-150			
Methylene Chloride	**23.2**	5.0	ug/L	20.0		116	70-130			
4-Methyl-2-pentanone (MIBK)	**21.5**	10	ug/L	20.0		108	60-148			
Naphthalene	**25.9**	2.0	ug/L	20.0		130	70-130			
n-Propylbenzene	**25.7**	0.50	ug/L	20.0		128	70-130			
Styrene	**24.1**	0.50	ug/L	20.0		121	65-141			
1,1,1,2-Tetrachloroethane	**23.7**	0.50	ug/L	20.0		119	70-130			
1,1,2,2-Tetrachloroethane	**20.0**	0.50	ug/L	20.0		100	62-134			
Tetrachloroethylene (PCE)	**23.5**	0.50	ug/L	20.0		117	70-130			
Toluene	**23.3**	0.50	ug/L	20.0		117	81-123			

Viorel Vasile
Operations Manager

LABORATORY ANALYSIS RESULTS

Client: The Source Group, Inc. (SH)
Project No: 04-NDLA-013
Project Name: DFSP Norwalk GW Sampling

AA Project No: A5334723
Date Received: 11/04/22
Date Reported: 11/23/22

Analyte	Result	Reporting Limit	Units	Spike Level	Source Result	%REC	%REC Limits	RPD	RPD Limit	Notes
VOCs, OXY & TPH Gasoline by GC/MS - Quality Control										
Batch B2K0827 - EPA 5030B										
Matrix Spike (B2K0827-MS1) Continued Source: 2K07022-02 Prepared & Analyzed: 11/08/22										
1,2,3-Trichlorobenzene	**21.0**	0.50	ug/L	20.0		105	73-144			
1,2,4-Trichlorobenzene	**22.2**	0.50	ug/L	20.0		111	80-137			
1,1,1-Trichloroethane	**22.9**	0.50	ug/L	20.0		115	62-164			
1,1,2-Trichloroethane	**23.4**	0.50	ug/L	20.0		117	76-122			
Trichloroethylene (TCE)	**23.4**	0.50	ug/L	20.0		117	72-136			
Trichlorofluoromethane (R11)	**19.0**	0.50	ug/L	20.0		95.2	59-144			
1,2,3-Trichloropropane	**19.8**	0.50	ug/L	20.0		99.0	69-135			
1,1,2-Trichloro-1,2,2-trifluoroethane (R113)	**20.6**	0.50	ug/L	20.0		103	62-126			
1,3,5-Trimethylbenzene	**25.6**	0.50	ug/L	20.0		128	70-130			
1,2,4-Trimethylbenzene	**24.9**	0.50	ug/L	20.0		124	89-134			
Vinyl chloride	**22.5**	0.50	ug/L	20.0		113	54-150			
o-Xylene	**24.4**	0.50	ug/L	20.0		122	70-130			
m,p-Xylenes	**49.3**	1.0	ug/L	40.0		123	70-130			
Surrogate: 4-Bromofluorobenzene	*51.0*		*ug/L*	*50.0*		*102*	*80-129*			
Surrogate: Dibromofluoromethane	*52.8*		*ug/L*	*50.0*		*106*	*68-137*			
Surrogate: Toluene-d8	*50.8*		*ug/L*	*50.0*		*102*	*83-134*			
Matrix Spike Dup (B2K0827-MSD1) **Source: 2K07022-02** Prepared & Analyzed: 11/08/22										
Acetone	**44.8**	10	ug/L	20.0	18.2	133	11-169	6.54	30	
tert-Amyl-Methyl Ether (TAME)	**21.4**	2.0	ug/L	20.0		107	66-133	6.37	30	
Benzene	**21.2**	0.50	ug/L	20.0		106	56-135	8.42	30	
Bromobenzene	**23.8**	0.50	ug/L	20.0		119	70-130	3.79	30	
Bromochloromethane	**22.4**	0.50	ug/L	20.0		112	74-125	5.30	30	
Bromodichloromethane	**21.4**	0.50	ug/L	20.0		107	68-144	3.85	30	
Bromoform	**20.6**	0.50	ug/L	20.0		103	68-151	2.40	30	
Bromomethane	**18.7**	0.50	ug/L	20.0		93.6	54-142	5.09	30	
2-Butanone (MEK)	**21.2**	10	ug/L	20.0		106	62-145	4.75	30	
tert-Butyl Alcohol (TBA)	**115**	10	ug/L	100		115	73-162	6.85	30	
sec-Butylbenzene	**24.5**	0.50	ug/L	20.0		123	84-145	2.38	30	
tert-Butylbenzene	**25.5**	0.50	ug/L	20.0		128	70-130	12.4	30	
n-Butylbenzene	**25.0**	0.50	ug/L	20.0		125	70-130	3.85	30	

Viorel Vasile
Operations Manager

LABORATORY ANALYSIS RESULTS

Client: The Source Group, Inc. (SH)
Project No: 04-NDLA-013
Project Name: DFSP Norwalk GW Sampling

AA Project No: A5334723
Date Received: 11/04/22
Date Reported: 11/23/22

Analyte	Result	Reporting Limit	Units	Spike Level	Source Result	%REC	%REC Limits	RPD	RPD Limit	Notes
VOCs, OXY & TPH Gasoline by GC/MS - Quality Control										
Batch B2K0827 - EPA 5030B										
Matrix Spike Dup (B2K0827-MSD1) Continued	**Source: 2K07022-02** Prepared & Analyzed: 11/08/22									
Carbon Disulfide	**23.9**	0.50	ug/L	20.0	1.24	113	28-151	5.93	30	
Carbon Tetrachloride	**20.9**	0.50	ug/L	20.0		105	58-164	3.66	30	
Chlorobenzene	**22.1**	0.50	ug/L	20.0		111	70-130	3.94	30	
Chloroethane	**19.3**	0.50	ug/L	20.0		96.6	42-164	2.81	30	
Chloroform	**20.7**	0.50	ug/L	20.0		103	65-138	6.28	30	
Chloromethane	**19.0**	0.50	ug/L	20.0		94.8	50-152	10.8	30	
2-Chlorotoluene	**23.4**	0.50	ug/L	20.0		117	70-130	4.96	30	
4-Chlorotoluene	**23.6**	0.50	ug/L	20.0		118	70-130	4.19	30	
1,2-Dibromo-3-chloropropane	**22.3**	1.0	ug/L	20.0		111	53-161	2.41	30	
Dibromochloromethane	**22.3**	0.50	ug/L	20.0		112	70-130	4.26	30	
1,2-Dibromoethane (EDB)	**23.2**	0.50	ug/L	20.0		116	76-130	2.13	30	
Dibromomethane	**20.7**	0.50	ug/L	20.0		104	62-135	1.44	30	
1,3-Dichlorobenzene	**22.5**	0.50	ug/L	20.0		113	70-130	3.27	30	
1,2-Dichlorobenzene	**23.8**	0.50	ug/L	20.0		119	70-130	3.75	30	
1,4-Dichlorobenzene	**22.2**	0.50	ug/L	20.0		111	70-130	3.28	30	
Dichlorodifluoromethane (R12)	**16.0**	0.50	ug/L	20.0		80.0	17-153	1.73	30	
1,1-Dichloroethane	**21.3**	0.50	ug/L	20.0		106	55-131	5.52	30	
1,2-Dichloroethane (EDC)	**18.8**	0.50	ug/L	20.0		94.0	52-168	3.70	30	
1,1-Dichloroethylene	**23.2**	0.50	ug/L	20.0		116	51-140	3.93	30	
trans-1,2-Dichloroethylene	**24.1**	0.50	ug/L	20.0		120	59-127	2.34	30	
cis-1,2-Dichloroethylene	**23.1**	0.50	ug/L	20.0		115	70-130	6.46	30	
1,2-Dichloropropane	**21.0**	0.50	ug/L	20.0		105	52-142	5.15	30	
2,2-Dichloropropane	**18.3**	0.50	ug/L	20.0		91.6	36-168	4.17	30	
1,3-Dichloropropane	**20.1**	0.50	ug/L	20.0		101	80-121	3.23	30	
cis-1,3-Dichloropropylene	**22.2**	0.50	ug/L	20.0		111	66-130	1.92	30	
trans-1,3-Dichloropropylene	**21.2**	0.50	ug/L	20.0		106	78-130	1.22	30	
1,1-Dichloropropylene	**22.6**	0.50	ug/L	20.0		113	76-132	6.43	30	
Diisopropyl ether (DIPE)	**21.7**	2.0	ug/L	20.0		109	52-138	5.20	30	
Ethylbenzene	**23.3**	0.50	ug/L	20.0		117	86-128	4.97	30	
Ethyl-tert-Butyl Ether (ETBE)	**21.2**	2.0	ug/L	20.0		106	64-137	6.34	30	
Hexachlorobutadiene	**18.0**	1.0	ug/L	20.0		90.0	70-130	3.81	30	

Viorel Vasile
Operations Manager

LABORATORY ANALYSIS RESULTS

Client: The Source Group, Inc. (SH)
Project No: 04-NDLA-013
Project Name: DFSP Norwalk GW Sampling

AA Project No: A5334723
Date Received: 11/04/22
Date Reported: 11/23/22

Analyte	Result	Reporting Limit	Units	Spike Level	Source Result	%REC	%REC Limits	RPD	RPD Limit	Notes
VOCs, OXY & TPH Gasoline by GC/MS - Quality Control										
Batch B2K0827 - EPA 5030B										
Matrix Spike Dup (B2K0827-MSD1) Continued	**Source: 2K07022-02** Prepared & Analyzed: 11/08/22									
2-Hexanone (MBK)	**17.4**	10	ug/L	20.0		87.0	52-141	3.33	30	
Isopropylbenzene	**25.4**	0.50	ug/L	20.0		127	70-130	11.3	30	
4-Isopropyltoluene	**24.2**	1.0	ug/L	20.0		121	83-149	5.12	30	
Methyl-tert-Butyl Ether (MTBE)	**44.3**	1.2	ug/L	40.0		111	56-150	4.26	30	
Methylene Chloride	**21.7**	5.0	ug/L	20.0		109	70-130	6.59	30	
4-Methyl-2-pentanone (MIBK)	**22.3**	10	ug/L	20.0		112	60-148	3.60	30	
Naphthalene	**25.7**	2.0	ug/L	20.0		129	70-130	0.813	30	
n-Propylbenzene	**24.9**	0.50	ug/L	20.0		125	70-130	2.93	30	
Styrene	**21.2**	0.50	ug/L	20.0		106	65-141	12.7	30	
1,1,1,2-Tetrachloroethane	**22.6**	0.50	ug/L	20.0		113	70-130	4.62	30	
1,1,2,2-Tetrachloroethane	**20.8**	0.50	ug/L	20.0		104	62-134	4.01	30	
Tetrachloroethylene (PCE)	**22.3**	0.50	ug/L	20.0		111	70-130	5.33	30	
Toluene	**22.2**	0.50	ug/L	20.0		111	81-123	5.10	30	
1,2,3-Trichlorobenzene	**21.3**	0.50	ug/L	20.0		107	73-144	1.32	30	
1,2,4-Trichlorobenzene	**21.8**	0.50	ug/L	20.0		109	80-137	1.64	30	
1,1,1-Trichloroethane	**21.6**	0.50	ug/L	20.0		108	62-164	5.83	30	
1,1,2-Trichloroethane	**22.3**	0.50	ug/L	20.0		112	76-122	4.85	30	
Trichloroethylene (TCE)	**22.3**	0.50	ug/L	20.0		112	72-136	4.59	30	
Trichlorofluoromethane (R11)	**19.1**	0.50	ug/L	20.0		95.4	59-144	0.105	30	
1,2,3-Trichloropropane	**20.1**	0.50	ug/L	20.0		100	69-135	1.50	30	
1,1,2-Trichloro-1,2,2-trifluoroethane (R113)	**21.3**	0.50	ug/L	20.0		107	62-126	3.29	30	
1,3,5-Trimethylbenzene	**23.7**	0.50	ug/L	20.0		119	70-130	7.74	30	
1,2,4-Trimethylbenzene	**23.4**	0.50	ug/L	20.0		117	89-134	6.01	30	
Vinyl chloride	**20.4**	0.50	ug/L	20.0		102	54-150	9.88	30	
o-Xylene	**23.1**	0.50	ug/L	20.0		115	70-130	5.48	30	
m,p-Xylenes	**46.0**	1.0	ug/L	40.0		115	70-130	6.99	30	
Surrogate: 4-Bromofluorobenzene	*51.7*		*ug/L*	*50.0*		*103*	*80-129*			
Surrogate: Dibromofluoromethane	*52.4*		*ug/L*	*50.0*		*105*	*68-137*			
Surrogate: Toluene-d8	*50.4*		*ug/L*	*50.0*		*101*	*83-134*			

Viorel Vasile
Operations Manager

LABORATORY ANALYSIS RESULTS

Client: The Source Group, Inc. (SH)
Project No: 04-NDLA-013
Project Name: DFSP Norwalk GW Sampling

AA Project No: A5334723
Date Received: 11/04/22
Date Reported: 11/23/22

Analyte	Result	Reporting Limit	Units	Spike Level	Source Result	%REC	%REC Limits	RPD	RPD Limit	Notes
VOCs & OXYGENATES by GC/MS - Quality Control										
Batch B2K0827 - EPA 5030B										
Blank (B2K0827-BLK1)				Prepared & Analyzed: 11/08/22						
Acetone	<10	10	ug/L							
tert-Amyl-Methyl Ether (TAME)	<2.0	2.0	ug/L							
Benzene	<0.50	0.50	ug/L							
Bromobenzene	<0.50	0.50	ug/L							
Bromochloromethane	<0.50	0.50	ug/L							
Bromodichloromethane	<0.50	0.50	ug/L							
Bromoform	<0.50	0.50	ug/L							
Bromomethane	<0.50	0.50	ug/L							
2-Butanone (MEK)	<10	10	ug/L							
tert-Butyl Alcohol (TBA)	<10	10	ug/L							
sec-Butylbenzene	<0.50	0.50	ug/L							
tert-Butylbenzene	<0.50	0.50	ug/L							
n-Butylbenzene	<0.50	0.50	ug/L							
Carbon Disulfide	<0.50	0.50	ug/L							
Carbon Tetrachloride	<0.50	0.50	ug/L							
Chlorobenzene	<0.50	0.50	ug/L							
Chloroethane	<0.50	0.50	ug/L							
Chloroform	<0.50	0.50	ug/L							
Chloromethane	<0.50	0.50	ug/L							
2-Chlorotoluene	<0.50	0.50	ug/L							
4-Chlorotoluene	<0.50	0.50	ug/L							
1,2-Dibromo-3-chloropropane	<1.0	1.0	ug/L							
Dibromochloromethane	<0.50	0.50	ug/L							
1,2-Dibromoethane (EDB)	<0.50	0.50	ug/L							
Dibromomethane	<0.50	0.50	ug/L							
1,3-Dichlorobenzene	<0.50	0.50	ug/L							
1,2-Dichlorobenzene	<0.50	0.50	ug/L							
1,4-Dichlorobenzene	<0.50	0.50	ug/L							
Dichlorodifluoromethane (R12)	<0.50	0.50	ug/L							
1,1-Dichloroethane	<0.50	0.50	ug/L							
1,2-Dichloroethane (EDC)	<0.50	0.50	ug/L							
1,1-Dichloroethylene	<0.50	0.50	ug/L							

Viorel Vasile
Operations Manager

LABORATORY ANALYSIS RESULTS

Client: The Source Group, Inc. (SH)
Project No: 04-NDLA-013
Project Name: DFSP Norwalk GW Sampling

AA Project No: A5334723
Date Received: 11/04/22
Date Reported: 11/23/22

Analyte	Result	Reporting Limit	Units	Spike Level	Source Result	%REC	%REC Limits	RPD	RPD Limit	Notes
VOCs & OXYGENATES by GC/MS - Quality Control										
Batch B2K0827 - EPA 5030B										
Blank (B2K0827-BLK1) Continued				Prepared & Analyzed: 11/08/22						
trans-1,2-Dichloroethylene	<0.50	0.50	ug/L							
cis-1,2-Dichloroethylene	<0.50	0.50	ug/L							
1,2-Dichloropropane	<0.50	0.50	ug/L							
2,2-Dichloropropane	<0.50	0.50	ug/L							
1,3-Dichloropropane	<0.50	0.50	ug/L							
cis-1,3-Dichloropropylene	<0.50	0.50	ug/L							
trans-1,3-Dichloropropylene	<0.50	0.50	ug/L							
1,1-Dichloropropylene	<0.50	0.50	ug/L							
Diisopropyl ether (DIPE)	<2.0	2.0	ug/L							
Ethylbenzene	<0.50	0.50	ug/L							
Ethyl-tert-Butyl Ether (ETBE)	<2.0	2.0	ug/L							
Hexachlorobutadiene	<1.0	1.0	ug/L							
2-Hexanone (MBK)	<10	10	ug/L							
Isopropylbenzene	<0.50	0.50	ug/L							
4-Isopropyltoluene	<1.0	1.0	ug/L							
Methyl-tert-Butyl Ether (MTBE)	<1.2	1.2	ug/L							
Methylene Chloride	<5.0	5.0	ug/L							
4-Methyl-2-pentanone (MIBK)	<10	10	ug/L							
Naphthalene	<2.0	2.0	ug/L							
n-Propylbenzene	<0.50	0.50	ug/L							
Styrene	<0.50	0.50	ug/L							
1,1,1,2-Tetrachloroethane	<0.50	0.50	ug/L							
1,1,2,2-Tetrachloroethane	<0.50	0.50	ug/L							
Tetrachloroethylene (PCE)	<0.50	0.50	ug/L							
Toluene	<0.50	0.50	ug/L							
1,2,3-Trichlorobenzene	<0.50	0.50	ug/L							
1,2,4-Trichlorobenzene	<0.50	0.50	ug/L							
1,1,1-Trichloroethane	<0.50	0.50	ug/L							
1,1,2-Trichloroethane	<0.50	0.50	ug/L							
Trichloroethylene (TCE)	<0.50	0.50	ug/L							
Trichlorofluoromethane (R11)	<0.50	0.50	ug/L							
1,2,3-Trichloropropane	<0.50	0.50	ug/L							

Viorel Vasile
Operations Manager

LABORATORY ANALYSIS RESULTS

Client: The Source Group, Inc. (SH)
Project No: 04-NDLA-013
Project Name: DFSP Norwalk GW Sampling

AA Project No: A5334723
Date Received: 11/04/22
Date Reported: 11/23/22

Analyte	Result	Reporting Limit	Units	Spike Level	Source Result	%REC	%REC Limits	RPD	RPD Limit	Notes
VOCs & OXYGENATES by GC/MS - Quality Control										
Batch B2K0827 - EPA 5030B										
Blank (B2K0827-BLK1) Continued				Prepared & Analyzed: 11/08/22						
1,1,2-Trichloro-1,2,2-trifluoroethane (R113)	<0.50	0.50	ug/L							
1,3,5-Trimethylbenzene	<0.50	0.50	ug/L							
1,2,4-Trimethylbenzene	<0.50	0.50	ug/L							
Vinyl chloride	<0.50	0.50	ug/L							
o-Xylene	<0.50	0.50	ug/L							
m,p-Xylenes	<1.0	1.0	ug/L							
Surrogate: 4-Bromofluorobenzene	*50.1*		*ug/L*	*50.0*		*100*	*80-129*			
Surrogate: Dibromofluoromethane	*62.1*		*ug/L*	*50.0*		*124*	*68-137*			
Surrogate: Toluene-d8	*49.6*		*ug/L*	*50.0*		*99.3*	*83-134*			
LCS (B2K0827-BS1)				Prepared & Analyzed: 11/08/22						
Acetone	**23.3**	10	ug/L	20.0		116	27-123			
tert-Amyl-Methyl Ether (TAME)	**25.3**	2.0	ug/L	20.0		127	58-133			
Benzene	**23.2**	0.50	ug/L	20.0		116	60-134			
Bromobenzene	**24.6**	0.50	ug/L	20.0		123	70-130			
Bromochloromethane	**24.9**	0.50	ug/L	20.0		125	78-121			QL-02
Bromodichloromethane	**24.0**	0.50	ug/L	20.0		120	74-135			
Bromoform	**22.7**	0.50	ug/L	20.0		113	68-132			
Bromomethane	**17.3**	0.50	ug/L	20.0		86.6	58-142			
2-Butanone (MEK)	**25.9**	10	ug/L	20.0		130	62-138			
tert-Butyl Alcohol (TBA)	**113**	10	ug/L	100		113	65-148			
sec-Butylbenzene	**24.9**	0.50	ug/L	20.0		124	84-142			
tert-Butylbenzene	**21.6**	0.50	ug/L	20.0		108	70-130			
n-Butylbenzene	**26.0**	0.50	ug/L	20.0		130	70-130			
Carbon Disulfide	**23.3**	0.50	ug/L	20.0		117	17-177			
Carbon Tetrachloride	**23.2**	0.50	ug/L	20.0		116	66-155			
Chlorobenzene	**23.6**	0.50	ug/L	20.0		118	70-130			
Chloroethane	**19.3**	0.50	ug/L	20.0		96.3	45-166			
Chloroform	**23.1**	0.50	ug/L	20.0		115	71-131			
Chloromethane	**19.9**	0.50	ug/L	20.0		99.6	48-152			
2-Chlorotoluene	**24.3**	0.50	ug/L	20.0		121	70-130			

Viorel Vasile
Operations Manager

LABORATORY ANALYSIS RESULTS

Client: The Source Group, Inc. (SH)
Project No: 04-NDLA-013
Project Name: DFSP Norwalk GW Sampling

AA Project No: A5334723
Date Received: 11/04/22
Date Reported: 11/23/22

Analyte	Result	Reporting Limit	Units	Spike Level	Source Result	%REC	%REC Limits	RPD	RPD Limit	Notes
VOCs & OXYGENATES by GC/MS - Quality Control										
Batch B2K0827 - EPA 5030B										
LCS (B2K0827-BS1) Continued				Prepared & Analyzed: 11/08/22						
4-Chlorotoluene	**24.1**	0.50	ug/L	20.0		120	70-130			
1,2-Dibromo-3-chloropropane	**21.6**	1.0	ug/L	20.0		108	53-145			
Dibromochloromethane	**24.3**	0.50	ug/L	20.0		121	72-133			
1,2-Dibromoethane (EDB)	**25.3**	0.50	ug/L	20.0		126	79-120			QL-06
Dibromomethane	**23.9**	0.50	ug/L	20.0		119	68-124			
1,3-Dichlorobenzene	**23.7**	0.50	ug/L	20.0		119	70-130			
1,2-Dichlorobenzene	**24.8**	0.50	ug/L	20.0		124	70-130			
1,4-Dichlorobenzene	**22.9**	0.50	ug/L	20.0		114	70-130			
Dichlorodifluoromethane (R12)	**16.7**	0.50	ug/L	20.0		83.7	16-148			
1,1-Dichloroethane	**23.0**	0.50	ug/L	20.0		115	67-120			
1,2-Dichloroethane (EDC)	**22.0**	0.50	ug/L	20.0		110	57-156			
1,1-Dichloroethylene	**24.9**	0.50	ug/L	20.0		124	50-149			
trans-1,2-Dichloroethylene	**25.2**	0.50	ug/L	20.0		126	66-126			
cis-1,2-Dichloroethylene	**25.2**	0.50	ug/L	20.0		126	70-124			QL-02
1,2-Dichloropropane	**23.1**	0.50	ug/L	20.0		115	53-139			
2,2-Dichloropropane	**22.7**	0.50	ug/L	20.0		113	44-162			
1,3-Dichloropropane	**22.0**	0.50	ug/L	20.0		110	79-113			
cis-1,3-Dichloropropylene	**23.0**	0.50	ug/L	20.0		115	67-127			
trans-1,3-Dichloropropylene	**25.1**	0.50	ug/L	20.0		126	76-121			QL-02
1,1-Dichloropropylene	**24.4**	0.50	ug/L	20.0		122	84-124			
Diisopropyl ether (DIPE)	**23.0**	2.0	ug/L	20.0		115	51-136			
Ethylbenzene	**24.9**	0.50	ug/L	20.0		124	86-124			
Ethyl-tert-Butyl Ether (ETBE)	**24.0**	2.0	ug/L	20.0		120	62-136			
Hexachlorobutadiene	**20.3**	1.0	ug/L	20.0		102	76-140			
2-Hexanone (MBK)	**19.5**	10	ug/L	20.0		97.4	52-123			
Isopropylbenzene	**24.2**	0.50	ug/L	20.0		121	70-130			
4-Isopropyltoluene	**25.4**	1.0	ug/L	20.0		127	70-130			
Methyl-tert-Butyl Ether (MTBE)	**49.5**	1.2	ug/L	40.0		124	58-144			
Methylene Chloride	**23.7**	5.0	ug/L	20.0		118	50-135			
4-Methyl-2-pentanone (MIBK)	**25.2**	10	ug/L	20.0		126	49-139			
Naphthalene	**25.3**	2.0	ug/L	20.0		127	74-128			
n-Propylbenzene	**25.5**	0.50	ug/L	20.0		128	70-130			

Viorel Vasile
Operations Manager

LABORATORY ANALYSIS RESULTS

Client: The Source Group, Inc. (SH)
Project No: 04-NDLA-013
Project Name: DFSP Norwalk GW Sampling

AA Project No: A5334723
Date Received: 11/04/22
Date Reported: 11/23/22

Analyte	Result	Reporting Limit	Units	Spike Level	Source Result	%REC	%REC Limits	RPD	RPD Limit	Notes
VOCs & OXYGENATES by GC/MS - Quality Control										
Batch B2K0827 - EPA 5030B										
LCS (B2K0827-BS1) Continued				Prepared & Analyzed: 11/08/22						
Styrene	**24.9**	0.50	ug/L	20.0		124	84-123			QL-02
1,1,1,2-Tetrachloroethane	**24.5**	0.50	ug/L	20.0		122	70-130			
1,1,2,2-Tetrachloroethane	**21.1**	0.50	ug/L	20.0		105	58-126			
Tetrachloroethylene (PCE)	**23.5**	0.50	ug/L	20.0		118	70-130			
Toluene	**23.5**	0.50	ug/L	20.0		117	83-118			
1,2,3-Trichlorobenzene	**23.5**	0.50	ug/L	20.0		118	77-134			
1,2,4-Trichlorobenzene	**24.2**	0.50	ug/L	20.0		121	84-128			
1,1,1-Trichloroethane	**23.4**	0.50	ug/L	20.0		117	66-158			
1,1,2-Trichloroethane	**23.7**	0.50	ug/L	20.0		118	75-115			QL-06
Trichloroethylene (TCE)	**23.7**	0.50	ug/L	20.0		118	82-128			
Trichlorofluoromethane (R11)	**20.1**	0.50	ug/L	20.0		100	65-137			
1,2,3-Trichloropropane	**20.8**	0.50	ug/L	20.0		104	68-123			
1,1,2-Trichloro-1,2,2-trifluoroethane (R113)	**21.7**	0.50	ug/L	20.0		108	62-130			
1,3,5-Trimethylbenzene	**25.4**	0.50	ug/L	20.0		127	70-130			
1,2,4-Trimethylbenzene	**25.2**	0.50	ug/L	20.0		126	70-130			
Vinyl chloride	**20.2**	0.50	ug/L	20.0		101	51-151			
o-Xylene	**24.1**	0.50	ug/L	20.0		120	70-130			
m,p-Xylenes	**49.2**	1.0	ug/L	40.0		123	70-130			
Surrogate: 4-Bromofluorobenzene	*51.6*		*ug/L*	*50.0*		*103*	*80-129*			
Surrogate: Dibromofluoromethane	*52.8*		*ug/L*	*50.0*		*106*	*68-137*			
Surrogate: Toluene-d8	*49.3*		*ug/L*	*50.0*		*98.6*	*83-134*			
LCS Dup (B2K0827-BSD1)				Prepared & Analyzed: 11/08/22						
Acetone	**23.7**	10	ug/L	20.0		119	27-123	1.83	30	
tert-Amyl-Methyl Ether (TAME)	**22.5**	2.0	ug/L	20.0		112	58-133	11.8	30	
Benzene	**21.7**	0.50	ug/L	20.0		109	60-134	6.54	30	
Bromobenzene	**24.0**	0.50	ug/L	20.0		120	70-130	2.76	30	
Bromochloromethane	**24.2**	0.50	ug/L	20.0		121	78-121	2.85	30	
Bromodichloromethane	**22.6**	0.50	ug/L	20.0		113	74-135	5.88	30	
Bromoform	**21.5**	0.50	ug/L	20.0		108	68-132	5.21	30	
Bromomethane	**18.5**	0.50	ug/L	20.0		92.6	58-142	6.69	30	

Viorel Vasile
Operations Manager

LABORATORY ANALYSIS RESULTS

Client: The Source Group, Inc. (SH)
Project No: 04-NDLA-013
Project Name: DFSP Norwalk GW Sampling

AA Project No: A5334723
Date Received: 11/04/22
Date Reported: 11/23/22

Analyte	Result	Reporting Limit	Units	Spike Level	Source Result	%REC	%REC Limits	RPD	RPD Limit	Notes
VOCs & OXYGENATES by GC/MS - Quality Control										
Batch B2K0827 - EPA 5030B										
LCS Dup (B2K0827-BSD1) Continued				Prepared & Analyzed: 11/08/22						
2-Butanone (MEK)	**22.6**	10	ug/L	20.0		113	62-138	13.9	30	
tert-Butyl Alcohol (TBA)	**103**	10	ug/L	100		103	65-148	8.95	30	
sec-Butylbenzene	**23.9**	0.50	ug/L	20.0		120	84-142	4.10	30	
tert-Butylbenzene	**25.2**	0.50	ug/L	20.0		126	70-130	15.1	30	
n-Butylbenzene	**24.0**	0.50	ug/L	20.0		120	70-130	8.13	30	
Carbon Disulfide	**21.1**	0.50	ug/L	20.0		106	17-177	10.0	30	
Carbon Tetrachloride	**20.4**	0.50	ug/L	20.0		102	66-155	12.8	30	
Chlorobenzene	**21.8**	0.50	ug/L	20.0		109	70-130	7.81	30	
Chloroethane	**19.7**	0.50	ug/L	20.0		98.6	45-166	2.41	30	
Chloroform	**21.4**	0.50	ug/L	20.0		107	71-131	7.47	30	
Chloromethane	**19.2**	0.50	ug/L	20.0		96.2	48-152	3.37	30	
2-Chlorotoluene	**22.7**	0.50	ug/L	20.0		113	70-130	6.69	30	
4-Chlorotoluene	**22.9**	0.50	ug/L	20.0		115	70-130	4.93	30	
1,2-Dibromo-3-chloropropane	**21.3**	1.0	ug/L	20.0		106	53-145	1.54	30	
Dibromochloromethane	**23.7**	0.50	ug/L	20.0		119	72-133	2.29	30	
1,2-Dibromoethane (EDB)	**24.1**	0.50	ug/L	20.0		121	79-120	4.65	30	QL-06
Dibromomethane	**22.1**	0.50	ug/L	20.0		111	68-124	7.52	30	
1,3-Dichlorobenzene	**22.2**	0.50	ug/L	20.0		111	70-130	6.48	30	
1,2-Dichlorobenzene	**23.8**	0.50	ug/L	20.0		119	70-130	4.32	30	
1,4-Dichlorobenzene	**21.8**	0.50	ug/L	20.0		109	70-130	4.84	30	
Dichlorodifluoromethane (R12)	**16.4**	0.50	ug/L	20.0		81.8	16-148	2.30	30	
1,1-Dichloroethane	**22.2**	0.50	ug/L	20.0		111	67-120	3.68	30	
1,2-Dichloroethane (EDC)	**20.3**	0.50	ug/L	20.0		102	57-156	8.12	30	
1,1-Dichloroethylene	**21.9**	0.50	ug/L	20.0		109	50-149	13.0	30	
trans-1,2-Dichloroethylene	**22.3**	0.50	ug/L	20.0		111	66-126	12.4	30	
cis-1,2-Dichloroethylene	**23.3**	0.50	ug/L	20.0		116	70-124	8.09	30	
1,2-Dichloropropane	**22.2**	0.50	ug/L	20.0		111	53-139	3.58	30	
2,2-Dichloropropane	**18.8**	0.50	ug/L	20.0		94.2	44-162	18.4	30	
1,3-Dichloropropane	**20.6**	0.50	ug/L	20.0		103	79-113	6.95	30	
cis-1,3-Dichloropropylene	**23.0**	0.50	ug/L	20.0		115	67-127	0.217	30	
trans-1,3-Dichloropropylene	**22.4**	0.50	ug/L	20.0		112	76-121	11.7	30	
1,1-Dichloropropylene	**21.5**	0.50	ug/L	20.0		108	84-124	12.7	30	

Viorel Vasile
Operations Manager

LABORATORY ANALYSIS RESULTS

Client: The Source Group, Inc. (SH)
Project No: 04-NDLA-013
Project Name: DFSP Norwalk GW Sampling

AA Project No: A5334723
Date Received: 11/04/22
Date Reported: 11/23/22

Analyte	Result	Reporting Limit	Units	Spike Level	Source Result	%REC	%REC Limits	RPD	RPD Limit	Notes
VOCs & OXYGENATES by GC/MS - Quality Control										
Batch B2K0827 - EPA 5030B										
LCS Dup (B2K0827-BSD1) Continued				Prepared & Analyzed: 11/08/22						
Diisopropyl ether (DIPE)	**22.5**	2.0	ug/L	20.0		113	51-136	2.19	30	
Ethylbenzene	**22.6**	0.50	ug/L	20.0		113	86-124	9.56	30	
Ethyl-tert-Butyl Ether (ETBE)	**22.6**	2.0	ug/L	20.0		113	62-136	5.88	30	
Hexachlorobutadiene	**18.5**	1.0	ug/L	20.0		92.4	76-140	9.59	30	
2-Hexanone (MBK)	**16.9**	10	ug/L	20.0		84.7	52-123	13.9	30	
Isopropylbenzene	**24.5**	0.50	ug/L	20.0		123	70-130	1.27	30	
4-Isopropyltoluene	**23.6**	1.0	ug/L	20.0		118	70-130	7.56	30	
Methyl-tert-Butyl Ether (MTBE)	**45.6**	1.2	ug/L	40.0		114	58-144	8.35	30	
Methylene Chloride	**23.5**	5.0	ug/L	20.0		117	50-135	0.806	30	
4-Methyl-2-pentanone (MIBK)	**21.1**	10	ug/L	20.0		105	49-139	17.9	30	
Naphthalene	**25.2**	2.0	ug/L	20.0		126	74-128	0.316	30	
n-Propylbenzene	**23.8**	0.50	ug/L	20.0		119	70-130	6.73	30	
Styrene	**22.7**	0.50	ug/L	20.0		114	84-123	8.91	30	
1,1,1,2-Tetrachloroethane	**22.9**	0.50	ug/L	20.0		114	70-130	6.84	30	
1,1,2,2-Tetrachloroethane	**21.3**	0.50	ug/L	20.0		106	58-126	0.945	30	
Tetrachloroethylene (PCE)	**20.9**	0.50	ug/L	20.0		105	70-130	11.6	30	
Toluene	**21.4**	0.50	ug/L	20.0		107	83-118	9.32	30	
1,2,3-Trichlorobenzene	**22.2**	0.50	ug/L	20.0		111	77-134	5.77	30	
1,2,4-Trichlorobenzene	**22.1**	0.50	ug/L	20.0		110	84-128	9.37	30	
1,1,1-Trichloroethane	**21.1**	0.50	ug/L	20.0		106	66-158	9.93	30	
1,1,2-Trichloroethane	**23.2**	0.50	ug/L	20.0		116	75-115	2.26	30	QL-06
Trichloroethylene (TCE)	**21.8**	0.50	ug/L	20.0		109	82-128	8.23	30	
Trichlorofluoromethane (R11)	**19.1**	0.50	ug/L	20.0		95.4	65-137	5.11	30	
1,2,3-Trichloropropane	**20.3**	0.50	ug/L	20.0		101	68-123	2.24	30	
1,1,2-Trichloro-1,2,2-trifluoroethane (R113)	**21.3**	0.50	ug/L	20.0		106	62-130	1.86	30	
1,3,5-Trimethylbenzene	**24.2**	0.50	ug/L	20.0		121	70-130	5.16	30	
1,2,4-Trimethylbenzene	**23.8**	0.50	ug/L	20.0		119	70-130	5.87	30	
Vinyl chloride	**21.1**	0.50	ug/L	20.0		105	51-151	4.22	30	
o-Xylene	**23.1**	0.50	ug/L	20.0		116	70-130	3.94	30	
m,p-Xylenes	**45.5**	1.0	ug/L	40.0		114	70-130	7.84	30	

Viorel Vasile
Operations Manager

LABORATORY ANALYSIS RESULTS

Client: The Source Group, Inc. (SH)
Project No: 04-NDLA-013
Project Name: DFSP Norwalk GW Sampling

AA Project No: A5334723
Date Received: 11/04/22
Date Reported: 11/23/22

Analyte	Result	Reporting Limit	Units	Spike Level	Source Result	%REC	%REC Limits	RPD	RPD Limit	Notes
VOCs & OXYGENATES by GC/MS - Quality Control										
Batch B2K0827 - EPA 5030B										
LCS Dup (B2K0827-BSD1) Continued				Prepared & Analyzed: 11/08/22						
Surrogate: 4-Bromofluorobenzene	*51.0*		*ug/L*	*50.0*		*102*	*80-129*			
Surrogate: Dibromofluoromethane	*55.3*		*ug/L*	*50.0*		*111*	*68-137*			
Surrogate: Toluene-d8	*50.6*		*ug/L*	*50.0*		*101*	*83-134*			
Matrix Spike (B2K0827-MS1)		**Source: 2K07022-02**		Prepared & Analyzed: 11/08/22						
Acetone	**42.0**	10	ug/L	20.0	18.2	119	11-169			
tert-Amyl-Methyl Ether (TAME)	**22.8**	2.0	ug/L	20.0	<2.0	114	66-133			
Benzene	**23.0**	0.50	ug/L	20.0	<0.50	115	56-135			
Bromobenzene	**24.7**	0.50	ug/L	20.0	<0.50	124	70-130			
Bromochloromethane	**23.6**	0.50	ug/L	20.0	<0.50	118	74-125			
Bromodichloromethane	**22.2**	0.50	ug/L	20.0	<0.50	111	68-144			
Bromoform	**21.1**	0.50	ug/L	20.0	<0.50	105	68-151			
Bromomethane	**17.8**	0.50	ug/L	20.0	<0.50	89.0	54-142			
2-Butanone (MEK)	**22.2**	10	ug/L	20.0	<10	111	62-145			
tert-Butyl Alcohol (TBA)	**107**	10	ug/L	100	<10	107	73-162			
sec-Butylbenzene	**25.1**	0.50	ug/L	20.0	<0.50	126	84-145			
tert-Butylbenzene	**22.6**	0.50	ug/L	20.0	<0.50	113	70-130			
n-Butylbenzene	**25.9**	0.50	ug/L	20.0	<0.50	130	70-130			
Carbon Disulfide	**25.3**	0.50	ug/L	20.0	1.24	120	28-151			
Carbon Tetrachloride	**21.7**	0.50	ug/L	20.0	<0.50	109	58-164			
Chlorobenzene	**23.0**	0.50	ug/L	20.0	<0.50	115	70-130			
Chloroethane	**19.9**	0.50	ug/L	20.0	<0.50	99.3	42-164			
Chloroform	**22.0**	0.50	ug/L	20.0	<0.50	110	65-138			
Chloromethane	**21.1**	0.50	ug/L	20.0	<0.50	106	50-152			
2-Chlorotoluene	**24.6**	0.50	ug/L	20.0	<0.50	123	70-130			
4-Chlorotoluene	**24.6**	0.50	ug/L	20.0	<0.50	123	70-130			
1,2-Dibromo-3-chloropropane	**21.8**	1.0	ug/L	20.0	<1.0	109	53-161			
Dibromochloromethane	**23.3**	0.50	ug/L	20.0	<0.50	116	70-130			
1,2-Dibromoethane (EDB)	**23.7**	0.50	ug/L	20.0	<0.50	119	76-130			
Dibromomethane	**21.0**	0.50	ug/L	20.0	<0.50	105	62-135			
1,3-Dichlorobenzene	**23.3**	0.50	ug/L	20.0	<0.50	116	70-130			
1,2-Dichlorobenzene	**24.7**	0.50	ug/L	20.0	<0.50	124	70-130			
1,4-Dichlorobenzene	**22.9**	0.50	ug/L	20.0	<0.50	114	70-130			

Viorel Vasile
Operations Manager

LABORATORY ANALYSIS RESULTS

Client: The Source Group, Inc. (SH)
Project No: 04-NDLA-013
Project Name: DFSP Norwalk GW Sampling

AA Project No: A5334723
Date Received: 11/04/22
Date Reported: 11/23/22

Analyte	Result	Reporting Limit	Units	Spike Level	Source Result	%REC	%REC Limits	RPD	RPD Limit	Notes
VOCs & OXYGENATES by GC/MS - Quality Control										
Batch B2K0827 - EPA 5030B										
Matrix Spike (B2K0827-MS1) Continued Source: 2K07022-02 Prepared & Analyzed: 11/08/22										
Dichlorodifluoromethane (R12)	**16.3**	0.50	ug/L	20.0	<0.50	81.4	17-153			
1,1-Dichloroethane	**22.5**	0.50	ug/L	20.0	<0.50	113	55-131			
1,2-Dichloroethane (EDC)	**19.5**	0.50	ug/L	20.0	<0.50	97.6	52-168			
1,1-Dichloroethylene	**24.2**	0.50	ug/L	20.0	<0.50	121	51-140			
trans-1,2-Dichloroethylene	**24.6**	0.50	ug/L	20.0	<0.50	123	59-127			
cis-1,2-Dichloroethylene	**24.6**	0.50	ug/L	20.0	<0.50	123	70-130			
1,2-Dichloropropane	**22.1**	0.50	ug/L	20.0	<0.50	111	52-142			
2,2-Dichloropropane	**19.1**	0.50	ug/L	20.0	<0.50	95.5	36-168			
1,3-Dichloropropane	**20.8**	0.50	ug/L	20.0	<0.50	104	80-121			
cis-1,3-Dichloropropylene	**22.6**	0.50	ug/L	20.0	<0.50	113	66-130			
trans-1,3-Dichloropropylene	**21.4**	0.50	ug/L	20.0	<0.50	107	78-130			
1,1-Dichloropropylene	**24.1**	0.50	ug/L	20.0	<0.50	120	76-132			
Diisopropyl ether (DIPE)	**22.9**	2.0	ug/L	20.0	<2.0	114	52-138			
Ethylbenzene	**24.5**	0.50	ug/L	20.0	<0.50	123	86-128			
Ethyl-tert-Butyl Ether (ETBE)	**22.6**	2.0	ug/L	20.0	<2.0	113	64-137			
Hexachlorobutadiene	**18.7**	1.0	ug/L	20.0	<1.0	93.5	70-130			
2-Hexanone (MBK)	**16.8**	10	ug/L	20.0	<10	84.1	52-141			
Isopropylbenzene	**22.7**	0.50	ug/L	20.0	<0.50	114	70-130			
4-Isopropyltoluene	**25.5**	1.0	ug/L	20.0	<1.0	127	83-149			
Methyl-tert-Butyl Ether (MTBE)	**46.2**	1.2	ug/L	40.0	<1.2	116	56-150			
Methylene Chloride	**23.2**	5.0	ug/L	20.0	<5.0	116	70-130			
4-Methyl-2-pentanone (MIBK)	**21.5**	10	ug/L	20.0	<10	108	60-148			
Naphthalene	**25.9**	2.0	ug/L	20.0	<2.0	130	70-130			
n-Propylbenzene	**25.7**	0.50	ug/L	20.0	<0.50	128	70-130			
Styrene	**24.1**	0.50	ug/L	20.0	<0.50	121	65-141			
1,1,1,2-Tetrachloroethane	**23.7**	0.50	ug/L	20.0	<0.50	119	70-130			
1,1,2,2-Tetrachloroethane	**20.0**	0.50	ug/L	20.0	<0.50	100	62-134			
Tetrachloroethylene (PCE)	**23.5**	0.50	ug/L	20.0	<0.50	117	70-130			
Toluene	**23.3**	0.50	ug/L	20.0	<0.50	117	81-123			
1,2,3-Trichlorobenzene	**21.0**	0.50	ug/L	20.0	<0.50	105	73-144			
1,2,4-Trichlorobenzene	**22.2**	0.50	ug/L	20.0	<0.50	111	80-137			
1,1,1-Trichloroethane	**22.9**	0.50	ug/L	20.0	<0.50	115	62-164			

Viorel Vasile
Operations Manager

LABORATORY ANALYSIS RESULTS

Client: The Source Group, Inc. (SH)
Project No: 04-NDLA-013
Project Name: DFSP Norwalk GW Sampling

AA Project No: A5334723
Date Received: 11/04/22
Date Reported: 11/23/22

Analyte	Result	Reporting Limit	Units	Spike Level	Source Result	%REC	%REC Limits	RPD	RPD Limit	Notes
VOCs & OXYGENATES by GC/MS - Quality Control										
Batch B2K0827 - EPA 5030B										
Matrix Spike (B2K0827-MS1) Continued Source: 2K07022-02 Prepared & Analyzed: 11/08/22										
1,1,2-Trichloroethane	**23.4**	0.50	ug/L	20.0	<0.50	117	76-122			
Trichloroethylene (TCE)	**23.4**	0.50	ug/L	20.0	<0.50	117	72-136			
Trichlorofluoromethane (R11)	**19.0**	0.50	ug/L	20.0	<0.50	95.2	59-144			
1,2,3-Trichloropropane	**19.8**	0.50	ug/L	20.0	<0.50	99.0	69-135			
1,1,2-Trichloro-1,2,2-trifluoroethane (R113)	**20.6**	0.50	ug/L	20.0	<0.50	103	62-126			
1,3,5-Trimethylbenzene	**25.6**	0.50	ug/L	20.0	<0.50	128	70-130			
1,2,4-Trimethylbenzene	**24.9**	0.50	ug/L	20.0	<0.50	124	89-134			
Vinyl chloride	**22.5**	0.50	ug/L	20.0	<0.50	113	54-150			
o-Xylene	**24.4**	0.50	ug/L	20.0	<0.50	122	70-130			
m,p-Xylenes	**49.3**	1.0	ug/L	40.0	<1.0	123	70-130			
Surrogate: 4-Bromofluorobenzene	*51.0*		*ug/L*	*50.0*		*102*	*80-129*			
Surrogate: Dibromofluoromethane	*52.8*		*ug/L*	*50.0*		*106*	*68-137*			
Surrogate: Toluene-d8	*50.8*		*ug/L*	*50.0*		*102*	*83-134*			
Matrix Spike Dup (B2K0827-MSD1) Source: 2K07022-02 Prepared & Analyzed: 11/08/22										
Acetone	**44.8**	10	ug/L	20.0	18.2	133	11-169	6.54	30	
tert-Amyl-Methyl Ether (TAME)	**21.4**	2.0	ug/L	20.0	<2.0	107	66-133	6.37	30	
Benzene	**21.2**	0.50	ug/L	20.0	<0.50	106	56-135	8.42	30	
Bromobenzene	**23.8**	0.50	ug/L	20.0	<0.50	119	70-130	3.79	30	
Bromochloromethane	**22.4**	0.50	ug/L	20.0	<0.50	112	74-125	5.30	30	
Bromodichloromethane	**21.4**	0.50	ug/L	20.0	<0.50	107	68-144	3.85	30	
Bromoform	**20.6**	0.50	ug/L	20.0	<0.50	103	68-151	2.40	30	
Bromomethane	**18.7**	0.50	ug/L	20.0	<0.50	93.6	54-142	5.09	30	
2-Butanone (MEK)	**21.2**	10	ug/L	20.0	<10	106	62-145	4.75	30	
tert-Butyl Alcohol (TBA)	**115**	10	ug/L	100	<10	115	73-162	6.85	30	
sec-Butylbenzene	**24.5**	0.50	ug/L	20.0	<0.50	123	84-145	2.38	30	
tert-Butylbenzene	**25.5**	0.50	ug/L	20.0	<0.50	128	70-130	12.4	30	
n-Butylbenzene	**25.0**	0.50	ug/L	20.0	<0.50	125	70-130	3.85	30	
Carbon Disulfide	**23.9**	0.50	ug/L	20.0	1.24	113	28-151	5.93	30	
Carbon Tetrachloride	**20.9**	0.50	ug/L	20.0	<0.50	105	58-164	3.66	30	
Chlorobenzene	**22.1**	0.50	ug/L	20.0	<0.50	111	70-130	3.94	30	

Viorel Vasile
Operations Manager

LABORATORY ANALYSIS RESULTS

Client: The Source Group, Inc. (SH)
Project No: 04-NDLA-013
Project Name: DFSP Norwalk GW Sampling

AA Project No: A5334723
Date Received: 11/04/22
Date Reported: 11/23/22

Analyte	Result	Reporting Limit	Units	Spike Level	Source Result	%REC	%REC Limits	RPD	RPD Limit	Notes
VOCs & OXYGENATES by GC/MS - Quality Control										
Batch B2K0827 - EPA 5030B										
Matrix Spike Dup (B2K0827-MSD1) Continued	**Source: 2K07022-02** Prepared & Analyzed: 11/08/22									
Chloroethane	**19.3**	0.50	ug/L	20.0	<0.50	96.6	42-164	2.81	30	
Chloroform	**20.7**	0.50	ug/L	20.0	<0.50	103	65-138	6.28	30	
Chloromethane	**19.0**	0.50	ug/L	20.0	<0.50	94.8	50-152	10.8	30	
2-Chlorotoluene	**23.4**	0.50	ug/L	20.0	<0.50	117	70-130	4.96	30	
4-Chlorotoluene	**23.6**	0.50	ug/L	20.0	<0.50	118	70-130	4.19	30	
1,2-Dibromo-3-chloropropane	**22.3**	1.0	ug/L	20.0	<1.0	111	53-161	2.41	30	
Dibromochloromethane	**22.3**	0.50	ug/L	20.0	<0.50	112	70-130	4.26	30	
1,2-Dibromoethane (EDB)	**23.2**	0.50	ug/L	20.0	<0.50	116	76-130	2.13	30	
Dibromomethane	**20.7**	0.50	ug/L	20.0	<0.50	104	62-135	1.44	30	
1,3-Dichlorobenzene	**22.5**	0.50	ug/L	20.0	<0.50	113	70-130	3.27	30	
1,2-Dichlorobenzene	**23.8**	0.50	ug/L	20.0	<0.50	119	70-130	3.75	30	
1,4-Dichlorobenzene	**22.2**	0.50	ug/L	20.0	<0.50	111	70-130	3.28	30	
Dichlorodifluoromethane (R12)	**16.0**	0.50	ug/L	20.0	<0.50	80.0	17-153	1.73	30	
1,1-Dichloroethane	**21.3**	0.50	ug/L	20.0	<0.50	106	55-131	5.52	30	
1,2-Dichloroethane (EDC)	**18.8**	0.50	ug/L	20.0	<0.50	94.0	52-168	3.70	30	
1,1-Dichloroethylene	**23.2**	0.50	ug/L	20.0	<0.50	116	51-140	3.93	30	
trans-1,2-Dichloroethylene	**24.1**	0.50	ug/L	20.0	<0.50	120	59-127	2.34	30	
cis-1,2-Dichloroethylene	**23.1**	0.50	ug/L	20.0	<0.50	115	70-130	6.46	30	
1,2-Dichloropropane	**21.0**	0.50	ug/L	20.0	<0.50	105	52-142	5.15	30	
2,2-Dichloropropane	**18.3**	0.50	ug/L	20.0	<0.50	91.6	36-168	4.17	30	
1,3-Dichloropropane	**20.1**	0.50	ug/L	20.0	<0.50	101	80-121	3.23	30	
cis-1,3-Dichloropropylene	**22.2**	0.50	ug/L	20.0	<0.50	111	66-130	1.92	30	
trans-1,3-Dichloropropylene	**21.2**	0.50	ug/L	20.0	<0.50	106	78-130	1.22	30	
1,1-Dichloropropylene	**22.6**	0.50	ug/L	20.0	<0.50	113	76-132	6.43	30	
Diisopropyl ether (DIPE)	**21.7**	2.0	ug/L	20.0	<2.0	109	52-138	5.20	30	
Ethylbenzene	**23.3**	0.50	ug/L	20.0	<0.50	117	86-128	4.97	30	
Ethyl-tert-Butyl Ether (ETBE)	**21.2**	2.0	ug/L	20.0	<2.0	106	64-137	6.34	30	
Hexachlorobutadiene	**18.0**	1.0	ug/L	20.0	<1.0	90.0	70-130	3.81	30	
2-Hexanone (MBK)	**17.4**	10	ug/L	20.0	<10	87.0	52-141	3.33	30	
Isopropylbenzene	**25.4**	0.50	ug/L	20.0	<0.50	127	70-130	11.3	30	
4-Isopropyltoluene	**24.2**	1.0	ug/L	20.0	<1.0	121	83-149	5.12	30	

Viorel Vasile
Operations Manager

LABORATORY ANALYSIS RESULTS

Client: The Source Group, Inc. (SH)
Project No: 04-NDLA-013
Project Name: DFSP Norwalk GW Sampling

AA Project No: A5334723
Date Received: 11/04/22
Date Reported: 11/23/22

Analyte	Result	Reporting Limit	Units	Spike Level	Source Result	%REC	%REC Limits	RPD	RPD Limit	Notes
VOCs & OXYGENATES by GC/MS - Quality Control										
Batch B2K0827 - EPA 5030B										
Matrix Spike Dup (B2K0827-MSD1) Continued				**Source: 2K07022-02**		Prepared & Analyzed: 11/08/22				
Methyl-tert-Butyl Ether (MTBE)	**44.3**	1.2	ug/L	40.0	<1.2	111	56-150	4.26	30	
Methylene Chloride	**21.7**	5.0	ug/L	20.0	<5.0	109	70-130	6.59	30	
4-Methyl-2-pentanone (MIBK)	**22.3**	10	ug/L	20.0	<10	112	60-148	3.60	30	
Naphthalene	**25.7**	2.0	ug/L	20.0	<2.0	129	70-130	0.813	30	
n-Propylbenzene	**24.9**	0.50	ug/L	20.0	<0.50	125	70-130	2.93	30	
Styrene	**21.2**	0.50	ug/L	20.0	<0.50	106	65-141	12.7	30	
1,1,1,2-Tetrachloroethane	**22.6**	0.50	ug/L	20.0	<0.50	113	70-130	4.62	30	
1,1,2,2-Tetrachloroethane	**20.8**	0.50	ug/L	20.0	<0.50	104	62-134	4.01	30	
Tetrachloroethylene (PCE)	**22.3**	0.50	ug/L	20.0	<0.50	111	70-130	5.33	30	
Toluene	**22.2**	0.50	ug/L	20.0	<0.50	111	81-123	5.10	30	
1,2,3-Trichlorobenzene	**21.3**	0.50	ug/L	20.0	<0.50	107	73-144	1.32	30	
1,2,4-Trichlorobenzene	**21.8**	0.50	ug/L	20.0	<0.50	109	80-137	1.64	30	
1,1,1-Trichloroethane	**21.6**	0.50	ug/L	20.0	<0.50	108	62-164	5.83	30	
1,1,2-Trichloroethane	**22.3**	0.50	ug/L	20.0	<0.50	112	76-122	4.85	30	
Trichloroethylene (TCE)	**22.3**	0.50	ug/L	20.0	<0.50	112	72-136	4.59	30	
Trichlorofluoromethane (R11)	**19.1**	0.50	ug/L	20.0	<0.50	95.4	59-144	0.105	30	
1,2,3-Trichloropropane	**20.1**	0.50	ug/L	20.0	<0.50	100	69-135	1.50	30	
1,1,2-Trichloro-1,2,2-trifluoroethane (R113)	**21.3**	0.50	ug/L	20.0	<0.50	107	62-126	3.29	30	
1,3,5-Trimethylbenzene	**23.7**	0.50	ug/L	20.0	<0.50	119	70-130	7.74	30	
1,2,4-Trimethylbenzene	**23.4**	0.50	ug/L	20.0	<0.50	117	89-134	6.01	30	
Vinyl chloride	**20.4**	0.50	ug/L	20.0	<0.50	102	54-150	9.88	30	
o-Xylene	**23.1**	0.50	ug/L	20.0	<0.50	115	70-130	5.48	30	
m,p-Xylenes	**46.0**	1.0	ug/L	40.0	<1.0	115	70-130	6.99	30	
Surrogate: 4-Bromofluorobenzene	*51.7*		*ug/L*	*50.0*		*103*	*80-129*			
Surrogate: Dibromofluoromethane	*52.4*		*ug/L*	*50.0*		*105*	*68-137*			
Surrogate: Toluene-d8	*50.4*		*ug/L*	*50.0*		*101*	*83-134*			
Diesel Range Organics by GC/FID - Quality Control										
Batch B2K0920 - EPA 3510C										
Blank (B2K0920-BLK1)					Prepared: 11/09/22	Analyzed: 11/15/22				

Viorel Vasile
Operations Manager

LABORATORY ANALYSIS RESULTS

Client: The Source Group, Inc. (SH)
Project No: 04-NDLA-013
Project Name: DFSP Norwalk GW Sampling

AA Project No: A5334723
Date Received: 11/04/22
Date Reported: 11/23/22

Analyte	Result	Reporting Limit	Units	Spike Level	Source Result	%REC	%REC Limits	RPD	RPD Limit	Notes
Diesel Range Organics by GC/FID - Quality Control										
Batch B2K0920 - EPA 3510C										
Blank (B2K0920-BLK1) Continued				Prepared: 11/09/22 Analyzed: 11/15/22						
Diesel Range Organics as Diesel	<0.10	0.10	mg/L							
Surrogate: o-Terphenyl	*0.0271*		*mg/L*	*0.0400*		*67.7*	*50-150*			
LCS (B2K0920-BS1)				Prepared: 11/09/22 Analyzed: 11/15/22						
Diesel Range Organics as Diesel	**0.717**	0.10	mg/L	0.800		89.7	36-132			
Surrogate: o-Terphenyl	*0.0334*		*mg/L*	*0.0400*		*83.5*	*50-150*			
LCS Dup (B2K0920-BSD1)				Prepared: 11/09/22 Analyzed: 11/15/22						
Diesel Range Organics as Diesel	**0.693**	0.10	mg/L	0.800		86.6	36-132	3.44	30	
Surrogate: o-Terphenyl	*0.0318*		*mg/L*	*0.0400*		*79.6*	*50-150*			
Gasoline Range Organics by GC/FID - Quality Control										
*Batch B2K0823 - *** DEFAULT PREP ****										
Blank (B2K0823-BLK1)				Prepared & Analyzed: 11/08/22						
Gasoline Range Organics (GRO)	<100	100	ug/L							
Surrogate: a,a,a-Trifluorotoluene	*46.2*		*ug/L*	*50.0*		*92.4*	*80-120*			
LCS (B2K0823-BS1)				Prepared & Analyzed: 11/08/22						
Gasoline Range Organics (GRO)	**484**	100	ug/L	500		96.7	75-125		30	
Surrogate: a,a,a-Trifluorotoluene	*57.0*		*ug/L*	*50.0*		*114*	*80-120*			
LCS Dup (B2K0823-BSD1)				Prepared & Analyzed: 11/08/22						
Gasoline Range Organics (GRO)	**469**	100	ug/L	500		93.9	75-125	3.03	30	
Surrogate: a,a,a-Trifluorotoluene	*55.4*		*ug/L*	*50.0*		*111*	*80-120*			
Matrix Spike (B2K0823-MS1)			**Source: 2K07022-06**	Prepared & Analyzed: 11/08/22						
Gasoline Range Organics (GRO)	**441**	100	ug/L	500	<100	88.2	70-130		30	
Surrogate: a,a,a-Trifluorotoluene	*53.7*		*ug/L*	*50.0*		*107*	*80-120*			
Matrix Spike Dup (B2K0823-MSD1)			**Source: 2K07022-06**	Prepared & Analyzed: 11/08/22						
Gasoline Range Organics (GRO)	**472**	100	ug/L	500	<100	94.4	70-130	6.83	30	
Surrogate: a,a,a-Trifluorotoluene	*56.3*		*ug/L*	*50.0*		*113*	*80-120*			

Viorel Vasile
Operations Manager

LABORATORY ANALYSIS RESULTS

Client:	The Source Group, Inc. (SH)	**AA Project No:**	A5334723
Project No:	04-NDLA-013	**Date Received:**	11/04/22
Project Name:	DFSP Norwalk GW Sampling	**Date Reported:**	11/23/22

Special Notes

[1] = **QL-02** : The recovery for this analyte is outside of the acceptance control limits for the LCS. The data was validated based on the acceptable recovery for this analyte in the LCSD.

[2] = **QL-06** : The recovery for this analyte in the LCS and LCSD is marginally above the upper control limit, therefore the reported concentration for this analyte may be biased high.

Viorel Vasile
Operations Manager

AMERICAN ANALYTICS CHAIN-OF-CUSTODY RECORD

9765 ETON AVE., CHATSWORTH, CA 91311
Tel: 818-998-5547 FAX: 818-998-7258

A.A. COC No.: 25639
20201317
Page 1 of 1

Client: APEX-	**Project Name / No.:** DFSP Norwalk	**Sampler's Name:** DAVID Weber
Project Manager: DAN SWENSSON	**Site Address:** 15306 Norwalk Blvd	**Sampler's Signature:**
Phone: 562-597-1055	**City:** Norwalk	**P.O. No.:** —
Fax: 562-597-1070	**State & Zip:** CA 90650	**Quote No.:** —

TAT Turnaround Codes **

(1) = Same Day Rush
(2) = 24 Hour Rush
(3) = 48 Hour Rush
(4) = 72 Hour Rush
(5) = 5 Day Rush
X = 10 Working Days (Standard TAT)

ANALYSIS REQUESTED (Test Name)

Client I.D.	A.A. I.D.	Date	Time	Sample Matrix	No. of Cont	8260B	8015M D	8015CPH-S								Special Instructions
						Please enter the TAT Turnaround Codes ** below										
QCTB-1	2K07022-01	11-4-22	600	GW	2	X										
GMW-31	-02	11-4-22	820	GW	6	X	X	X								
DUP-5	-03	11-4-22	xxxx	GW	6	X	X	X								
GW-2	-04	11-4-22	910	GW	6	X	X	X								
EXP-2	-05	11-4-22	1000	GW	6	X	X	X								
GMW-16	-06	11-4-22	1035	GW	6	X	X	X								
QCEB-1	-07	11-4-22	1045	GW	3	X	X									
																'22 NOV 4 17:40

For Laboratory Use

REVIEWED
Date 11/7/22 Time 0800
TAT N Days Sign:

A.A. Project No.: AS334723 / 2K07022

	Date	Time	
Relinquished by	11-4-22	14:13	Received by
Relinquished by	11/4/22	17:40	Received by
Relinquished by	Date	Time	Received by

Note: By relinquishing samples to American Analytics, client agrees to pay for the services requested on this chain of custody form and any additional client-requested analyses performed on this project. Payment for services is due within 30 days from the date of invoice. Sample(s) will be disposed of after 45 days following the submittal of the sample(s) to American Analytics.

AMERICAN ANALYTICS

9765 Eton Avenue
Chatsworth
California 91311
Tel: (818) 998-5547
Fax: (818) 998-7258

December 02, 2022

Neil Irish

The Source Group, Inc. (SH)

1962 Freeman Ave.

Signal Hill, CA 90755

Re : DFSP Norwalk GW Sampling / 04-NDLA-013

A5334727 / 2K08012

Enclosed is an analytical report for the above-referenced project. The samples included in this report were received on 11/08/22 17:20 and analyzed in accordance with the attached chain-of-custody.

Unless otherwise noted, all analytical testing was accomplished in accordance with the guidelines established in our Quality Assurance Program Manual, applicable standard operating procedures, and other related documentation. The results in this analytical report are limited to the samples tested and any reproduction thereof must be made in its entirety.

If you have any questions regarding this report or require additional information please call me at American Analytics.

Sincerely,

Viorel Vasile

Operations Manager

LABORATORY ANALYSIS RESULTS

Client: The Source Group, Inc. (SH)
Project No: 04-NDLA-013
Project Name: DFSP Norwalk GW Sampling

AA Project No: A5334727
Date Received: 11/08/22
Date Reported: 12/02/22

Sample ID	Laboratory ID	Matrix	TAT	Date Sampled	Date Received
8260B+OXY+TPHG					
QCTB-1	2K08012-01	Water	5	11/07/22 06:00	11/08/22 17:20
QCEB-1	2K08012-13	Water	5	11/07/22 13:50	11/08/22 17:20
8260B+OXYGENATES					
GW-8	2K08012-02	Water	5	11/07/22 08:20	11/08/22 17:20
TF-8	2K08012-03	Water	5	11/07/22 09:02	11/08/22 17:20
DUP-6	2K08012-04	Water	5	11/07/22 00:00	11/08/22 17:20
MW-27	2K08012-05	Water	5	11/07/22 09:40	11/08/22 17:20
GMW-41	2K08012-06	Water	5	11/07/22 10:12	11/08/22 17:20
GMW-18	2K08012-07	Water	5	11/07/22 10:45	11/08/22 17:20
GMW-15	2K08012-08	Water	5	11/07/22 11:17	11/08/22 17:20
GW-14R	2K08012-09	Water	5	11/07/22 11:50	11/08/22 17:20
TF-23	2K08012-10	Water	5	11/07/22 12:22	11/08/22 17:20
TF-21	2K08012-11	Water	5	11/07/22 12:55	11/08/22 17:20
MW-13	2K08012-12	Water	5	11/07/22 13:40	11/08/22 17:20
Diesel Range Organics 8015M					
GW-8	2K08012-02	Water	5	11/07/22 08:20	11/08/22 17:20
TF-8	2K08012-03	Water	5	11/07/22 09:02	11/08/22 17:20
DUP-6	2K08012-04	Water	5	11/07/22 00:00	11/08/22 17:20

Viorel Vasile
Operations Manager

LABORATORY ANALYSIS RESULTS

Client: The Source Group, Inc. (SH)
Project No: 04-NDLA-013
Project Name: DFSP Norwalk GW Sampling

AA Project No: A5334727
Date Received: 11/08/22
Date Reported: 12/02/22

Sample ID	Laboratory ID	Matrix	TAT	Date Sampled	Date Received
MW-27	2K08012-05	Water	5	11/07/22 09:40	11/08/22 17:20
GMW-41	2K08012-06	Water	5	11/07/22 10:12	11/08/22 17:20
GMW-18	2K08012-07	Water	5	11/07/22 10:45	11/08/22 17:20
GMW-15	2K08012-08	Water	5	11/07/22 11:17	11/08/22 17:20
GW-14R	2K08012-09	Water	5	11/07/22 11:50	11/08/22 17:20
TF-23	2K08012-10	Water	5	11/07/22 12:22	11/08/22 17:20
TF-21	2K08012-11	Water	5	11/07/22 12:55	11/08/22 17:20
MW-13	2K08012-12	Water	5	11/07/22 13:40	11/08/22 17:20
QCEB-1	2K08012-13	Water	5	11/07/22 13:50	11/08/22 17:20
Gasoline Range Organics 8015M					
GW-8	2K08012-02	Water	5	11/07/22 08:20	11/08/22 17:20
TF-8	2K08012-03	Water	5	11/07/22 09:02	11/08/22 17:20
DUP-6	2K08012-04	Water	5	11/07/22 00:00	11/08/22 17:20
MW-27	2K08012-05	Water	5	11/07/22 09:40	11/08/22 17:20
GMW-41	2K08012-06	Water	5	11/07/22 10:12	11/08/22 17:20
GMW-18	2K08012-07	Water	5	11/07/22 10:45	11/08/22 17:20
GMW-15	2K08012-08	Water	5	11/07/22 11:17	11/08/22 17:20
GW-14R	2K08012-09	Water	5	11/07/22 11:50	11/08/22 17:20
TF-23	2K08012-10	Water	5	11/07/22 12:22	11/08/22 17:20
TF-21	2K08012-11	Water	5	11/07/22 12:55	11/08/22 17:20

Viorel Vasile
Operations Manager

LABORATORY ANALYSIS RESULTS

Client: The Source Group, Inc. (SH)
Project No: 04-NDLA-013
Project Name: DFSP Norwalk GW Sampling

AA Project No: A5334727
Date Received: 11/08/22
Date Reported: 12/02/22

Sample ID	Laboratory ID	Matrix	TAT	Date Sampled	Date Received
MW-13	2K08012-12	Water	5	11/07/22 13:40	11/08/22 17:20

Viorel Vasile
Operations Manager

LABORATORY ANALYSIS RESULTS

Client:	The Source Group, Inc. (SH)	**AA Project No:**	A5334727
Project No:	04-NDLA-013	**Date Received:**	11/08/22
Project Name:	DFSP Norwalk GW Sampling	**Date Reported:**	12/02/22
Method:	VOCs, OXY & TPH Gasoline by GC/MS	**Units:**	ug/L

Date Sampled:	11/07/22	11/07/22	
Date Prepared:	11/10/22	11/10/22	
Date Analyzed:	11/10/22	11/10/22	
AA ID No:	2K08012-01	2K08012-13	
Client ID No:	QCTB-1	QCEB-1	
Matrix:	Water	Water	
Dilution Factor:	1	1	MRL
8260B+OXY+TPHG (EPA 8260B)			
Acetone	**13**	**13**	10
tert-Amyl-Methyl Ether (TAME)	<2.0	<2.0	2.0
Benzene	<0.50	<0.50	0.50
Bromobenzene	<0.50	<0.50	0.50
Bromochloromethane	<0.50	<0.50	0.50
Bromodichloromethane	<0.50	<0.50	0.50
Bromoform	<0.50	<0.50	0.50
Bromomethane	<0.50	<0.50	0.50
2-Butanone (MEK)	<10	<10	10
tert-Butyl Alcohol (TBA)	<10	<10	10
sec-Butylbenzene	<0.50	<0.50	0.50
tert-Butylbenzene	<0.50	<0.50	0.50
n-Butylbenzene	<0.50	<0.50	0.50
Carbon Disulfide	<0.50	<0.50	0.50
Carbon Tetrachloride	<0.50	<0.50	0.50
Chlorobenzene	<0.50	<0.50	0.50
Chloroethane	<0.50	<0.50	0.50
Chloroform	<0.50	<0.50	0.50
Chloromethane	<0.50	<0.50	0.50
2-Chlorotoluene	<0.50	<0.50	0.50
4-Chlorotoluene	<0.50	<0.50	0.50
1,2-Dibromo-3-chloropropane	<1.0	<1.0	1.0
Dibromochloromethane	<0.50	<0.50	0.50
1,2-Dibromoethane (EDB)	<0.50	<0.50	0.50
Dibromomethane	<0.50	<0.50	0.50
1,3-Dichlorobenzene	<0.50	<0.50	0.50
1,2-Dichlorobenzene	<0.50	<0.50	0.50

Viorel Vasile
Operations Manager

LABORATORY ANALYSIS RESULTS

Client: The Source Group, Inc. (SH)
Project No: 04-NDLA-013
Project Name: DFSP Norwalk GW Sampling
Method: VOCs, OXY & TPH Gasoline by GC/MS

AA Project No: A5334727
Date Received: 11/08/22
Date Reported: 12/02/22
Units: ug/L

Date Sampled:	11/07/22	11/07/22	
Date Prepared:	11/10/22	11/10/22	
Date Analyzed:	11/10/22	11/10/22	
AA ID No:	2K08012-01	2K08012-13	
Client ID No:	QCTB-1	QCEB-1	
Matrix:	Water	Water	
Dilution Factor:	1	1	MRL
8260B+OXY+TPHG (EPA 8260B) (continued)			
1,4-Dichlorobenzene	<0.50	<0.50	0.50
Dichlorodifluoromethane (R12)	<0.50	<0.50	0.50
1,1-Dichloroethane	<0.50	<0.50	0.50
1,2-Dichloroethane (EDC)	<0.50	<0.50	0.50
1,1-Dichloroethylene	<0.50	<0.50	0.50
trans-1,2-Dichloroethylene	<0.50	<0.50	0.50
cis-1,2-Dichloroethylene	<0.50	<0.50	0.50
1,2-Dichloropropane	<0.50	<0.50	0.50
2,2-Dichloropropane	<0.50	<0.50	0.50
1,3-Dichloropropane	<0.50	<0.50	0.50
cis-1,3-Dichloropropylene	<0.50	<0.50	0.50
trans-1,3-Dichloropropylene	<0.50	<0.50	0.50
1,1-Dichloropropylene	<0.50	<0.50	0.50
Diisopropyl ether (DIPE)	<2.0	<2.0	2.0
Ethylbenzene	<0.50	<0.50	0.50
Ethyl-tert-Butyl Ether (ETBE)	<2.0	<2.0	2.0
Gasoline Range Organics (GRO)	<100	<100	100
Hexachlorobutadiene	<1.0	<1.0	1.0
2-Hexanone (MBK)	<10	<10	10
Isopropylbenzene	<0.50	<0.50	0.50
4-Isopropyltoluene	<1.0	<1.0	1.0
Methyl-tert-Butyl Ether (MTBE)	<1.2	<1.2	1.2
Methylene Chloride	<5.0	<5.0	5.0
4-Methyl-2-pentanone (MIBK)	<10	<10	10
Naphthalene	<2.0	<2.0	2.0
n-Propylbenzene	<0.50	<0.50	0.50

Viorel Vasile
Operations Manager

LABORATORY ANALYSIS RESULTS

Client:	The Source Group, Inc. (SH)	**AA Project No:**	A5334727
Project No:	04-NDLA-013	**Date Received:**	11/08/22
Project Name:	DFSP Norwalk GW Sampling	**Date Reported:**	12/02/22
Method:	VOCs, OXY & TPH Gasoline by GC/MS	**Units:**	ug/L

Date Sampled:	11/07/22	11/07/22	
Date Prepared:	11/10/22	11/10/22	
Date Analyzed:	11/10/22	11/10/22	
AA ID No:	2K08012-01	2K08012-13	
Client ID No:	QCTB-1	QCEB-1	
Matrix:	Water	Water	
Dilution Factor:	1	1	MRL
8260B+OXY+TPHG (EPA 8260B) (continued)			
Styrene	<0.50	<0.50	0.50
1,1,1,2-Tetrachloroethane	<0.50	<0.50	0.50
1,1,2,2-Tetrachloroethane	<0.50	<0.50	0.50
Tetrachloroethylene (PCE)	<0.50	<0.50	0.50
Toluene	<0.50	<0.50	0.50
1,2,3-Trichlorobenzene	<0.50	<0.50	0.50
1,2,4-Trichlorobenzene	<0.50	<0.50	0.50
1,1,1-Trichloroethane	<0.50	<0.50	0.50
1,1,2-Trichloroethane	<0.50	<0.50	0.50
Trichloroethylene (TCE)	<0.50	<0.50	0.50
Trichlorofluoromethane (R11)	<0.50	<0.50	0.50
1,2,3-Trichloropropane	<0.50	<0.50	0.50
1,1,2-Trichloro-1,2,2-trifluoroethane (R113)	<0.50	<0.50	0.50
1,3,5-Trimethylbenzene	<0.50	<0.50	0.50
1,2,4-Trimethylbenzene	<0.50	<0.50	0.50
Vinyl chloride	<0.50	<0.50	0.50
o-Xylene	<0.50	<0.50	0.50
m,p-Xylenes	<1.0	<1.0	1.0
Surrogates			**%REC Limits**
4-Bromofluorobenzene	97%	96%	80-129
Dibromofluoromethane	130%	127%	68-137
Toluene-d8	101%	99%	83-134

Viorel Vasile
Operations Manager

LABORATORY ANALYSIS RESULTS

Client:	The Source Group, Inc. (SH)	**AA Project No:**	A5334727
Project No:	04-NDLA-013	**Date Received:**	11/08/22
Project Name:	DFSP Norwalk GW Sampling	**Date Reported:**	12/02/22
Method:	VOCs & OXYGENATES by GC/MS	**Units:**	ug/L

Date Sampled:	11/07/22	11/07/22	11/07/22	11/07/22	
Date Prepared:	11/10/22	11/10/22	11/10/22	11/10/22	
Date Analyzed:	11/10/22	11/10/22	11/10/22	11/10/22	
AA ID No:	2K08012-02	2K08012-03	2K08012-04	2K08012-05	
Client ID No:	GW-8	TF-8	DUP-6	MW-27	
Matrix:	Water	Water	Water	Water	
Dilution Factor:	1	1	1	1	MRL
8260B+OXYGENATES (EPA 8260B)					
Acetone	**13**	**17**	**19**	**14**	10
tert-Amyl-Methyl Ether (TAME)	<2.0	<2.0	<2.0	<2.0	2.0
Benzene	<0.50	<0.50	<0.50	<0.50	0.50
Bromobenzene	<0.50	<0.50	<0.50	<0.50	0.50
Bromochloromethane	<0.50	<0.50	<0.50	<0.50	0.50
Bromodichloromethane	<0.50	<0.50	<0.50	<0.50	0.50
Bromoform	<0.50	<0.50	<0.50	<0.50	0.50
Bromomethane	<0.50	<0.50	<0.50	<0.50	0.50
2-Butanone (MEK)	<10	<10	<10	<10	10
tert-Butyl Alcohol (TBA)	<10	<10	<10	**12**	10
sec-Butylbenzene	<0.50	<0.50	<0.50	<0.50	0.50
tert-Butylbenzene	<0.50	<0.50	<0.50	<0.50	0.50
n-Butylbenzene	<0.50	<0.50	<0.50	<0.50	0.50
Carbon Disulfide	**0.58**	<0.50	<0.50	<0.50	0.50
Carbon Tetrachloride	<0.50	<0.50	<0.50	<0.50	0.50
Chlorobenzene	<0.50	<0.50	<0.50	<0.50	0.50
Chloroethane	<0.50	<0.50	<0.50	<0.50	0.50
Chloroform	<0.50	<0.50	<0.50	<0.50	0.50
Chloromethane	<0.50	<0.50	<0.50	<0.50	0.50
2-Chlorotoluene	<0.50	<0.50	<0.50	<0.50	0.50
4-Chlorotoluene	<0.50	<0.50	<0.50	<0.50	0.50
1,2-Dibromo-3-chloropropane	<1.0	<1.0	<1.0	<1.0	1.0
Dibromochloromethane	<0.50	<0.50	<0.50	<0.50	0.50
1,2-Dibromoethane (EDB)	<0.50	<0.50	<0.50	<0.50	0.50
Dibromomethane	<0.50	<0.50	<0.50	<0.50	0.50
1,3-Dichlorobenzene	<0.50	<0.50	<0.50	<0.50	0.50
1,2-Dichlorobenzene	<0.50	<0.50	<0.50	<0.50	0.50

Viorel Vasile
Operations Manager

LABORATORY ANALYSIS RESULTS

Client:	The Source Group, Inc. (SH)	**AA Project No:**	A5334727
Project No:	04-NDLA-013	**Date Received:**	11/08/22
Project Name:	DFSP Norwalk GW Sampling	**Date Reported:**	12/02/22
Method:	VOCs & OXYGENATES by GC/MS	**Units:**	ug/L

Date Sampled:	11/07/22	11/07/22	11/07/22	11/07/22	
Date Prepared:	11/10/22	11/10/22	11/10/22	11/10/22	
Date Analyzed:	11/10/22	11/10/22	11/10/22	11/10/22	
AA ID No:	2K08012-02	2K08012-03	2K08012-04	2K08012-05	
Client ID No:	GW-8	TF-8	DUP-6	MW-27	
Matrix:	Water	Water	Water	Water	
Dilution Factor:	1	1	1	1	MRL
8260B+OXYGENATES (EPA 8260B) (continued)					
1,4-Dichlorobenzene	<0.50	<0.50	<0.50	<0.50	0.50
Dichlorodifluoromethane (R12)	<0.50	<0.50	<0.50	<0.50	0.50
1,1-Dichloroethane	<0.50	<0.50	<0.50	<0.50	0.50
1,2-Dichloroethane (EDC)	<0.50	<0.50	<0.50	<0.50	0.50
1,1-Dichloroethylene	<0.50	<0.50	<0.50	<0.50	0.50
trans-1,2-Dichloroethylene	<0.50	<0.50	<0.50	<0.50	0.50
cis-1,2-Dichloroethylene	<0.50	<0.50	<0.50	<0.50	0.50
1,2-Dichloropropane	<0.50	<0.50	<0.50	<0.50	0.50
2,2-Dichloropropane	<0.50	<0.50	<0.50	<0.50	0.50
1,3-Dichloropropane	<0.50	<0.50	<0.50	<0.50	0.50
cis-1,3-Dichloropropylene	<0.50	<0.50	<0.50	<0.50	0.50
trans-1,3-Dichloropropylene	<0.50	<0.50	<0.50	<0.50	0.50
1,1-Dichloropropylene	<0.50	<0.50	<0.50	<0.50	0.50
Diisopropyl ether (DIPE)	<2.0	<2.0	<2.0	<2.0	2.0
Ethylbenzene	<0.50	<0.50	<0.50	<0.50	0.50
Ethyl-tert-Butyl Ether (ETBE)	<2.0	<2.0	<2.0	<2.0	2.0
Hexachlorobutadiene	<1.0	<1.0	<1.0	<1.0	1.0
2-Hexanone (MBK)	<10	<10	<10	<10	10
Isopropylbenzene	<0.50	<0.50	<0.50	<0.50	0.50
4-Isopropyltoluene	<1.0	<1.0	<1.0	<1.0	1.0
Methyl-tert-Butyl Ether (MTBE)	<1.2	<1.2	<1.2	<1.2	1.2
Methylene Chloride	<5.0	<5.0	<5.0	<5.0	5.0
4-Methyl-2-pentanone (MIBK)	<10	<10	<10	<10	10
Naphthalene	<2.0	<2.0	<2.0	<2.0	2.0
n-Propylbenzene	<0.50	<0.50	<0.50	<0.50	0.50
Styrene	<0.50	<0.50	<0.50	<0.50	0.50
1,1,1,2-Tetrachloroethane	<0.50	<0.50	<0.50	<0.50	0.50

Viorel Vasile
Operations Manager

LABORATORY ANALYSIS RESULTS

Client:	The Source Group, Inc. (SH)	**AA Project No:**	A5334727
Project No:	04-NDLA-013	**Date Received:**	11/08/22
Project Name:	DFSP Norwalk GW Sampling	**Date Reported:**	12/02/22
Method:	VOCs & OXYGENATES by GC/MS	**Units:**	ug/L

Date Sampled:	11/07/22	11/07/22	11/07/22	11/07/22	
Date Prepared:	11/10/22	11/10/22	11/10/22	11/10/22	
Date Analyzed:	11/10/22	11/10/22	11/10/22	11/10/22	
AA ID No:	2K08012-02	2K08012-03	2K08012-04	2K08012-05	
Client ID No:	GW-8	TF-8	DUP-6	MW-27	
Matrix:	Water	Water	Water	Water	
Dilution Factor:	1	1	1	1	MRL
8260B+OXYGENATES (EPA 8260B) (continued)					
1,1,2,2-Tetrachloroethane	<0.50	<0.50	<0.50	<0.50	0.50
Tetrachloroethylene (PCE)	<0.50	<0.50	<0.50	<0.50	0.50
Toluene	<0.50	<0.50	<0.50	<0.50	0.50
1,2,3-Trichlorobenzene	<0.50	<0.50	<0.50	<0.50	0.50
1,2,4-Trichlorobenzene	<0.50	<0.50	<0.50	<0.50	0.50
1,1,1-Trichloroethane	<0.50	<0.50	<0.50	<0.50	0.50
1,1,2-Trichloroethane	<0.50	<0.50	<0.50	<0.50	0.50
Trichloroethylene (TCE)	<0.50	<0.50	<0.50	<0.50	0.50
Trichlorofluoromethane (R11)	<0.50	<0.50	<0.50	<0.50	0.50
1,2,3-Trichloropropane	<0.50	<0.50	<0.50	<0.50	0.50
1,1,2-Trichloro-1,2,2-trifluoroethane (R113)	<0.50	<0.50	<0.50	<0.50	0.50
1,3,5-Trimethylbenzene	<0.50	<0.50	<0.50	<0.50	0.50
1,2,4-Trimethylbenzene	<0.50	<0.50	<0.50	<0.50	0.50
Vinyl chloride	<0.50	<0.50	<0.50	<0.50	0.50
o-Xylene	<0.50	<0.50	<0.50	<0.50	0.50
m,p-Xylenes	<1.0	<1.0	<1.0	<1.0	1.0
Surrogates					**%REC Limits**
4-Bromofluorobenzene	93%	93%	93%	92%	80-129
Dibromofluoromethane	121%	120%	122%	119%	68-137
Toluene-d8	100%	98%	101%	97%	83-134

Viorel Vasile
Operations Manager

LABORATORY ANALYSIS RESULTS

Client: The Source Group, Inc. (SH)
Project No: 04-NDLA-013
Project Name: DFSP Norwalk GW Sampling
Method: VOCs & OXYGENATES by GC/MS

AA Project No: A5334727
Date Received: 11/08/22
Date Reported: 12/02/22
Units: ug/L

Date Sampled:	11/07/22	11/07/22	11/07/22	11/07/22	
Date Prepared:	11/10/22	11/10/22	11/10/22	11/10/22	
Date Analyzed:	11/10/22	11/10/22	11/10/22	11/10/22	
AA ID No:	2K08012-06	2K08012-07	2K08012-08	2K08012-09	
Client ID No:	GMW-41	GMW-18	GMW-15	GW-14R	
Matrix:	Water	Water	Water	Water	
Dilution Factor:	1	1	1	1	MRL
8260B+OXYGENATES (EPA 8260B)					
Acetone	**17**	**16**	**20**	**17**	10
tert-Amyl-Methyl Ether (TAME)	<2.0	<2.0	<2.0	<2.0	2.0
Benzene	<0.50	<0.50	<0.50	<0.50	0.50
Bromobenzene	<0.50	<0.50	<0.50	<0.50	0.50
Bromochloromethane	<0.50	<0.50	<0.50	<0.50	0.50
Bromodichloromethane	<0.50	<0.50	<0.50	<0.50	0.50
Bromoform	<0.50	<0.50	<0.50	<0.50	0.50
Bromomethane	<0.50	<0.50	<0.50	<0.50	0.50
2-Butanone (MEK)	<10	<10	<10	<10	10
tert-Butyl Alcohol (TBA)	<10	<10	<10	<10	10
sec-Butylbenzene	<0.50	<0.50	<0.50	<0.50	0.50
tert-Butylbenzene	<0.50	<0.50	<0.50	<0.50	0.50
n-Butylbenzene	<0.50	<0.50	<0.50	<0.50	0.50
Carbon Disulfide	<0.50	<0.50	<0.50	**1.2**	0.50
Carbon Tetrachloride	<0.50	<0.50	<0.50	<0.50	0.50
Chlorobenzene	<0.50	<0.50	<0.50	<0.50	0.50
Chloroethane	<0.50	<0.50	<0.50	<0.50	0.50
Chloroform	<0.50	<0.50	<0.50	<0.50	0.50
Chloromethane	<0.50	<0.50	<0.50	<0.50	0.50
2-Chlorotoluene	<0.50	<0.50	<0.50	<0.50	0.50
4-Chlorotoluene	<0.50	<0.50	<0.50	<0.50	0.50
1,2-Dibromo-3-chloropropane	<1.0	<1.0	<1.0	<1.0	1.0
Dibromochloromethane	<0.50	<0.50	<0.50	<0.50	0.50
1,2-Dibromoethane (EDB)	<0.50	<0.50	<0.50	<0.50	0.50
Dibromomethane	<0.50	<0.50	<0.50	<0.50	0.50
1,3-Dichlorobenzene	<0.50	<0.50	<0.50	<0.50	0.50
1,2-Dichlorobenzene	<0.50	<0.50	<0.50	<0.50	0.50

Viorel Vasile
Operations Manager

LABORATORY ANALYSIS RESULTS

Client: The Source Group, Inc. (SH)
Project No: 04-NDLA-013
Project Name: DFSP Norwalk GW Sampling
Method: VOCs & OXYGENATES by GC/MS

AA Project No: A5334727
Date Received: 11/08/22
Date Reported: 12/02/22
Units: ug/L

Date Sampled:	11/07/22	11/07/22	11/07/22	11/07/22	
Date Prepared:	11/10/22	11/10/22	11/10/22	11/10/22	
Date Analyzed:	11/10/22	11/10/22	11/10/22	11/10/22	
AA ID No:	2K08012-06	2K08012-07	2K08012-08	2K08012-09	
Client ID No:	GMW-41	GMW-18	GMW-15	GW-14R	
Matrix:	Water	Water	Water	Water	
Dilution Factor:	1	1	1	1	MRL
8260B+OXYGENATES (EPA 8260B) (continued)					
1,4-Dichlorobenzene	<0.50	<0.50	<0.50	<0.50	0.50
Dichlorodifluoromethane (R12)	<0.50	<0.50	<0.50	<0.50	0.50
1,1-Dichloroethane	<0.50	<0.50	<0.50	<0.50	0.50
1,2-Dichloroethane (EDC)	<0.50	<0.50	<0.50	<0.50	0.50
1,1-Dichloroethylene	<0.50	<0.50	<0.50	<0.50	0.50
trans-1,2-Dichloroethylene	<0.50	<0.50	<0.50	<0.50	0.50
cis-1,2-Dichloroethylene	<0.50	<0.50	<0.50	<0.50	0.50
1,2-Dichloropropane	<0.50	<0.50	<0.50	<0.50	0.50
2,2-Dichloropropane	<0.50	<0.50	<0.50	<0.50	0.50
1,3-Dichloropropane	<0.50	<0.50	<0.50	<0.50	0.50
cis-1,3-Dichloropropylene	<0.50	<0.50	<0.50	<0.50	0.50
trans-1,3-Dichloropropylene	<0.50	<0.50	<0.50	<0.50	0.50
1,1-Dichloropropylene	<0.50	<0.50	<0.50	<0.50	0.50
Diisopropyl ether (DIPE)	<2.0	<2.0	<2.0	<2.0	2.0
Ethylbenzene	<0.50	<0.50	<0.50	<0.50	0.50
Ethyl-tert-Butyl Ether (ETBE)	<2.0	<2.0	<2.0	<2.0	2.0
Hexachlorobutadiene	<1.0	<1.0	<1.0	<1.0	1.0
2-Hexanone (MBK)	<10	<10	<10	<10	10
Isopropylbenzene	<0.50	<0.50	<0.50	**0.90**	0.50
4-Isopropyltoluene	<1.0	<1.0	<1.0	<1.0	1.0
Methyl-tert-Butyl Ether (MTBE)	<1.2	<1.2	<1.2	<1.2	1.2
Methylene Chloride	<5.0	<5.0	<5.0	<5.0	5.0
4-Methyl-2-pentanone (MIBK)	<10	<10	<10	<10	10
Naphthalene	<2.0	<2.0	<2.0	<2.0	2.0
n-Propylbenzene	<0.50	<0.50	<0.50	**0.58**	0.50
Styrene	<0.50	<0.50	<0.50	<0.50	0.50
1,1,1,2-Tetrachloroethane	<0.50	<0.50	<0.50	<0.50	0.50

Viorel Vasile
Operations Manager

LABORATORY ANALYSIS RESULTS

Client: The Source Group, Inc. (SH)
Project No: 04-NDLA-013
Project Name: DFSP Norwalk GW Sampling
Method: VOCs & OXYGENATES by GC/MS

AA Project No: A5334727
Date Received: 11/08/22
Date Reported: 12/02/22
Units: ug/L

Date Sampled:	11/07/22	11/07/22	11/07/22	11/07/22	
Date Prepared:	11/10/22	11/10/22	11/10/22	11/10/22	
Date Analyzed:	11/10/22	11/10/22	11/10/22	11/10/22	
AA ID No:	2K08012-06	2K08012-07	2K08012-08	2K08012-09	
Client ID No:	GMW-41	GMW-18	GMW-15	GW-14R	
Matrix:	Water	Water	Water	Water	
Dilution Factor:	1	1	1	1	MRL
8260B+OXYGENATES (EPA 8260B) (continued)					
1,1,2,2-Tetrachloroethane	<0.50	<0.50	<0.50	<0.50	0.50
Tetrachloroethylene (PCE)	<0.50	<0.50	<0.50	<0.50	0.50
Toluene	<0.50	<0.50	<0.50	<0.50	0.50
1,2,3-Trichlorobenzene	<0.50	<0.50	<0.50	<0.50	0.50
1,2,4-Trichlorobenzene	<0.50	<0.50	<0.50	<0.50	0.50
1,1,1-Trichloroethane	<0.50	<0.50	<0.50	<0.50	0.50
1,1,2-Trichloroethane	<0.50	<0.50	<0.50	<0.50	0.50
Trichloroethylene (TCE)	<0.50	<0.50	<0.50	<0.50	0.50
Trichlorofluoromethane (R11)	<0.50	<0.50	<0.50	<0.50	0.50
1,2,3-Trichloropropane	<0.50	<0.50	<0.50	<0.50	0.50
1,1,2-Trichloro-1,2,2-trifluoroethane (R113)	<0.50	<0.50	<0.50	<0.50	0.50
1,3,5-Trimethylbenzene	<0.50	<0.50	<0.50	<0.50	0.50
1,2,4-Trimethylbenzene	<0.50	<0.50	<0.50	<0.50	0.50
Vinyl chloride	<0.50	<0.50	<0.50	<0.50	0.50
o-Xylene	<0.50	<0.50	<0.50	<0.50	0.50
m,p-Xylenes	<1.0	<1.0	<1.0	<1.0	1.0
Surrogates					**%REC Limits**
4-Bromofluorobenzene	92%	92%	94%	96%	80-129
Dibromofluoromethane	119%	120%	119%	120%	68-137
Toluene-d8	100%	100%	99%	98%	83-134

Viorel Vasile
Operations Manager

LABORATORY ANALYSIS RESULTS

Client: The Source Group, Inc. (SH)
Project No: 04-NDLA-013
Project Name: DFSP Norwalk GW Sampling
Method: VOCs & OXYGENATES by GC/MS

AA Project No: A5334727
Date Received: 11/08/22
Date Reported: 12/02/22
Units: ug/L

Date Sampled:	11/07/22	11/07/22	11/07/22	
Date Prepared:	11/10/22	11/10/22	11/10/22	
Date Analyzed:	11/10/22	11/10/22	11/10/22	
AA ID No:	2K08012-10	2K08012-11	2K08012-12	
Client ID No:	TF-23	TF-21	MW-13	
Matrix:	Water	Water	Water	
Dilution Factor:	5	1	1	MRL
8260B+OXYGENATES (EPA 8260B)				
Acetone	<50	<10	**13**	10
tert-Amyl-Methyl Ether (TAME)	<10	<2.0	<2.0	2.0
Benzene	<2.5	<0.50	<0.50	0.50
Bromobenzene	<2.5	<0.50	<0.50	0.50
Bromochloromethane	<2.5	<0.50	<0.50	0.50
Bromodichloromethane	<2.5	<0.50	<0.50	0.50
Bromoform	<2.5	<0.50	<0.50	0.50
Bromomethane	<2.5	<0.50	<0.50	0.50
2-Butanone (MEK)	<50	<10	<10	10
tert-Butyl Alcohol (TBA)	<50	<10	<10	10
sec-Butylbenzene	<2.5	<0.50	<0.50	0.50
tert-Butylbenzene	<2.5	<0.50	<0.50	0.50
n-Butylbenzene	<2.5	<0.50	<0.50	0.50
Carbon Disulfide	**8.0**	**0.56**	<0.50	0.50
Carbon Tetrachloride	<2.5	<0.50	<0.50	0.50
Chlorobenzene	<2.5	<0.50	<0.50	0.50
Chloroethane	<2.5	<0.50	<0.50	0.50
Chloroform	<2.5	<0.50	<0.50	0.50
Chloromethane	<2.5	<0.50	<0.50	0.50
2-Chlorotoluene	<2.5	<0.50	<0.50	0.50
4-Chlorotoluene	<2.5	<0.50	<0.50	0.50
1,2-Dibromo-3-chloropropane	<5.0	<1.0	<1.0	1.0
Dibromochloromethane	<2.5	<0.50	<0.50	0.50
1,2-Dibromoethane (EDB)	<2.5	<0.50	<0.50	0.50
Dibromomethane	<2.5	<0.50	<0.50	0.50
1,3-Dichlorobenzene	<2.5	<0.50	<0.50	0.50
1,2-Dichlorobenzene	<2.5	<0.50	<0.50	0.50

Viorel Vasile
Operations Manager

LABORATORY ANALYSIS RESULTS

Client: The Source Group, Inc. (SH)
Project No: 04-NDLA-013
Project Name: DFSP Norwalk GW Sampling
Method: VOCs & OXYGENATES by GC/MS

AA Project No: A5334727
Date Received: 11/08/22
Date Reported: 12/02/22
Units: ug/L

Date Sampled:	11/07/22	11/07/22	11/07/22	
Date Prepared:	11/10/22	11/10/22	11/10/22	
Date Analyzed:	11/10/22	11/10/22	11/10/22	
AA ID No:	2K08012-10	2K08012-11	2K08012-12	
Client ID No:	TF-23	TF-21	MW-13	
Matrix:	Water	Water	Water	
Dilution Factor:	5	1	1	MRL
8260B+OXYGENATES (EPA 8260B) (continued)				
1,4-Dichlorobenzene	<2.5	<0.50	<0.50	0.50
Dichlorodifluoromethane (R12)	<2.5	<0.50	<0.50	0.50
1,1-Dichloroethane	<2.5	<0.50	<0.50	0.50
1,2-Dichloroethane (EDC)	<2.5	<0.50	<0.50	0.50
1,1-Dichloroethylene	<2.5	<0.50	<0.50	0.50
trans-1,2-Dichloroethylene	<2.5	<0.50	<0.50	0.50
cis-1,2-Dichloroethylene	<2.5	<0.50	<0.50	0.50
1,2-Dichloropropane	<2.5	<0.50	<0.50	0.50
2,2-Dichloropropane	<2.5	<0.50	<0.50	0.50
1,3-Dichloropropane	<2.5	<0.50	<0.50	0.50
cis-1,3-Dichloropropylene	<2.5	<0.50	<0.50	0.50
trans-1,3-Dichloropropylene	<2.5	<0.50	<0.50	0.50
1,1-Dichloropropylene	<2.5	<0.50	<0.50	0.50
Diisopropyl ether (DIPE)	<10	<2.0	<2.0	2.0
Ethylbenzene	<2.5	<0.50	<0.50	0.50
Ethyl-tert-Butyl Ether (ETBE)	<10	<2.0	<2.0	2.0
Hexachlorobutadiene	<5.0	<1.0	<1.0	1.0
2-Hexanone (MBK)	<50	<10	<10	10
Isopropylbenzene	<2.5	<0.50	<0.50	0.50
4-Isopropyltoluene	<5.0	<1.0	<1.0	1.0
Methyl-tert-Butyl Ether (MTBE)	<6.0	<1.2	<1.2	1.2
Methylene Chloride	<25	<5.0	<5.0	5.0
4-Methyl-2-pentanone (MIBK)	<50	<10	<10	10
Naphthalene	<10	<2.0	<2.0	2.0
n-Propylbenzene	<2.5	<0.50	<0.50	0.50
Styrene	<2.5	<0.50	<0.50	0.50
1,1,1,2-Tetrachloroethane	<2.5	<0.50	<0.50	0.50

Viorel Vasile
Operations Manager

LABORATORY ANALYSIS RESULTS

Client: The Source Group, Inc. (SH)
Project No: 04-NDLA-013
Project Name: DFSP Norwalk GW Sampling
Method: VOCs & OXYGENATES by GC/MS

AA Project No: A5334727
Date Received: 11/08/22
Date Reported: 12/02/22
Units: ug/L

Date Sampled:	11/07/22	11/07/22	11/07/22	
Date Prepared:	11/10/22	11/10/22	11/10/22	
Date Analyzed:	11/10/22	11/10/22	11/10/22	
AA ID No:	2K08012-10	2K08012-11	2K08012-12	
Client ID No:	TF-23	TF-21	MW-13	
Matrix:	Water	Water	Water	
Dilution Factor:	5	1	1	MRL
8260B+OXYGENATES (EPA 8260B) (continued)				
1,1,2,2-Tetrachloroethane	<2.5	<0.50	<0.50	0.50
Tetrachloroethylene (PCE)	<2.5	<0.50	<0.50	0.50
Toluene	<2.5	<0.50	<0.50	0.50
1,2,3-Trichlorobenzene	<2.5	<0.50	<0.50	0.50
1,2,4-Trichlorobenzene	<2.5	<0.50	<0.50	0.50
1,1,1-Trichloroethane	<2.5	<0.50	<0.50	0.50
1,1,2-Trichloroethane	<2.5	<0.50	<0.50	0.50
Trichloroethylene (TCE)	<2.5	<0.50	<0.50	0.50
Trichlorofluoromethane (R11)	<2.5	<0.50	<0.50	0.50
1,2,3-Trichloropropane	<2.5	<0.50	<0.50	0.50
1,1,2-Trichloro-1,2,2-trifluoroethane (R113)	<2.5	<0.50	<0.50	0.50
1,3,5-Trimethylbenzene	<2.5	<0.50	<0.50	0.50
1,2,4-Trimethylbenzene	<2.5	<0.50	<0.50	0.50
Vinyl chloride	<2.5	<0.50	<0.50	0.50
o-Xylene	<2.5	<0.50	<0.50	0.50
m,p-Xylenes	<5.0	<1.0	<1.0	1.0
Surrogates				**%REC Limits**
4-Bromofluorobenzene	95%	104%	99%	80-129
Dibromofluoromethane	128%	128%	128%	68-137
Toluene-d8	97%	96%	96%	83-134

Viorel Vasile
Operations Manager

LABORATORY ANALYSIS RESULTS

Client:	The Source Group, Inc. (SH)	**AA Project No:**	A5334727
Project No:	04-NDLA-013	**Date Received:**	11/08/22
Project Name:	DFSP Norwalk GW Sampling	**Date Reported:**	12/02/22
Method:	Diesel Range Organics by GC/FID	**Units:**	mg/L

Date Sampled:	11/07/22	11/07/22	11/07/22	11/07/22	
Date Prepared:	11/09/22	11/09/22	11/09/22	11/09/22	
Date Analyzed:	11/15/22	11/15/22	11/15/22	11/15/22	
AA ID No:	2K08012-02	2K08012-03	2K08012-04	2K08012-05	
Client ID No:	GW-8	TF-8	DUP-6	MW-27	
Matrix:	Water	Water	Water	Water	
Dilution Factor:	1	1	1	1	MRL
Diesel Range Organics 8015M (EPA 8015M)					
Diesel Range Organics as Diesel	<0.10	**0.21**	**0.31**	**0.11**	0.10
Surrogates					**%REC Limits**
o-Terphenyl	73%	46% [2]	79%	64%	50-150

Viorel Vasile
Operations Manager

LABORATORY ANALYSIS RESULTS

Client:	The Source Group, Inc. (SH)	**AA Project No:**	A5334727
Project No:	04-NDLA-013	**Date Received:**	11/08/22
Project Name:	DFSP Norwalk GW Sampling	**Date Reported:**	12/02/22
Method:	Diesel Range Organics by GC/FID	**Units:**	mg/L

Date Sampled:	11/07/22	11/07/22	11/07/22	11/07/22	
Date Prepared:	11/09/22	11/09/22	11/09/22	11/14/22	
Date Analyzed:	11/15/22	11/15/22	11/15/22	11/22/22	
AA ID No:	2K08012-06	2K08012-07	2K08012-08	2K08012-09	
Client ID No:	GMW-41	GMW-18	GMW-15	GW-14R	
Matrix:	Water	Water	Water	Water	
Dilution Factor:	1	1	1	10	MRL
Diesel Range Organics 8015M (EPA 8015M)					
Diesel Range Organics as Diesel	<0.10	**0.14**	**0.49**	**2.5**	0.10
Surrogates					**%REC Limits**
o-Terphenyl	76%	73%	78%	86%	50-150

Viorel Vasile
Operations Manager

LABORATORY ANALYSIS RESULTS

Client:	The Source Group, Inc. (SH)	**AA Project No:**	A5334727
Project No:	04-NDLA-013	**Date Received:**	11/08/22
Project Name:	DFSP Norwalk GW Sampling	**Date Reported:**	12/02/22
Method:	Diesel Range Organics by GC/FID	**Units:**	mg/L

Date Sampled:	11/07/22	11/07/22	11/07/22	11/07/22	
Date Prepared:	11/14/22	11/14/22	11/14/22	11/14/22	
Date Analyzed:	11/22/22	11/21/22	11/21/22	11/21/22	
AA ID No:	2K08012-10	2K08012-11	2K08012-12	2K08012-13	
Client ID No:	TF-23	TF-21	MW-13	QCEB-1	
Matrix:	Water	Water	Water	Water	
Dilution Factor:	20	1	1	1	MRL
Diesel Range Organics 8015M (EPA 8015M)					
Diesel Range Organics as Diesel	**110**	**0.66**	**0.17**	<0.10	0.10
Surrogates					**%REC Limits**
o-Terphenyl	74%	64%	79%	60%	50-150

Viorel Vasile
Operations Manager

LABORATORY ANALYSIS RESULTS

Client: The Source Group, Inc. (SH)
Project No: 04-NDLA-013
Project Name: DFSP Norwalk GW Sampling
Method: Gasoline Range Organics by GC/FID

AA Project No: A5334727
Date Received: 11/08/22
Date Reported: 12/02/22
Units: ug/L

Date Sampled:	11/07/22	11/07/22	11/07/22	11/07/22	
Date Prepared:	11/10/22	11/10/22	11/10/22	11/10/22	
Date Analyzed:	11/10/22	11/10/22	11/10/22	11/10/22	
AA ID No:	2K08012-02	2K08012-03	2K08012-04	2K08012-05	
Client ID No:	GW-8	TF-8	DUP-6	MW-27	
Matrix:	Water	Water	Water	Water	
Dilution Factor:	1	1	1	1	MRL
Gasoline Range Organics 8015M (EPA 8015M)					
Gasoline Range Organics (GRO)	<100	<100	<100	<100	100
Surrogates					**%REC Limits**
a,a,a-Trifluorotoluene	83%	98%	93%	97%	80-120

Viorel Vasile
Operations Manager

LABORATORY ANALYSIS RESULTS

Client:	The Source Group, Inc. (SH)	**AA Project No:**	A5334727
Project No:	04-NDLA-013	**Date Received:**	11/08/22
Project Name:	DFSP Norwalk GW Sampling	**Date Reported:**	12/02/22
Method:	Gasoline Range Organics by GC/FID	**Units:**	ug/L

Date Sampled:	11/07/22	11/07/22	11/07/22	11/07/22	
Date Prepared:	11/10/22	11/10/22	11/10/22	11/10/22	
Date Analyzed:	11/10/22	11/10/22	11/10/22	11/10/22	
AA ID No:	2K08012-06	2K08012-07	2K08012-08	2K08012-09	
Client ID No:	GMW-41	GMW-18	GMW-15	GW-14R	
Matrix:	Water	Water	Water	Water	
Dilution Factor:	1	1	1	1	MRL
Gasoline Range Organics 8015M (EPA 8015M)					
Gasoline Range Organics (GRO)	<100	<100	<100	<100	100
Surrogates					**%REC Limits**
a,a,a-Trifluorotoluene	102%	91%	99%	83%	80-120

Viorel Vasile
Operations Manager

LABORATORY ANALYSIS RESULTS

Client: The Source Group, Inc. (SH)
Project No: 04-NDLA-013
Project Name: DFSP Norwalk GW Sampling
Method: Gasoline Range Organics by GC/FID

AA Project No: A5334727
Date Received: 11/08/22
Date Reported: 12/02/22
Units: ug/L

Date Sampled:	11/07/22	11/07/22	11/07/22	
Date Prepared:	11/10/22	11/10/22	11/10/22	
Date Analyzed:	11/10/22	11/10/22	11/10/22	
AA ID No:	2K08012-10	2K08012-11	2K08012-12	
Client ID No:	TF-23	TF-21	MW-13	
Matrix:	Water	Water	Water	
Dilution Factor:	1	1	1	MRL
Gasoline Range Organics 8015M (EPA 8015M)				
Gasoline Range Organics (GRO)	**1900**	<100	<100	100
Surrogates				**%REC Limits**
a,a,a-Trifluorotoluene	95%	93%	98%	80-120

Viorel Vasile
Operations Manager

LABORATORY ANALYSIS RESULTS

Client: The Source Group, Inc. (SH)
Project No: 04-NDLA-013
Project Name: DFSP Norwalk GW Sampling

AA Project No: A5334727
Date Received: 11/08/22
Date Reported: 12/02/22

Analyte	Result	Reporting Limit	Units	Spike Level	Source Result	%REC	%REC Limits	RPD	RPD Limit	Notes
VOCs, OXY & TPH Gasoline by GC/MS - Quality Control										
Batch B2K1002 - EPA 5030B										
Blank (B2K1002-BLK1)				Prepared & Analyzed: 11/10/22						
Acetone	<10	10	ug/L							
tert-Amyl-Methyl Ether (TAME)	<2.0	2.0	ug/L							
Benzene	<0.50	0.50	ug/L							
Bromobenzene	<0.50	0.50	ug/L							
Bromochloromethane	<0.50	0.50	ug/L							
Bromodichloromethane	<0.50	0.50	ug/L							
Bromoform	<0.50	0.50	ug/L							
Bromomethane	<0.50	0.50	ug/L							
2-Butanone (MEK)	<10	10	ug/L							
tert-Butyl Alcohol (TBA)	<10	10	ug/L							
sec-Butylbenzene	<0.50	0.50	ug/L							
tert-Butylbenzene	<0.50	0.50	ug/L							
n-Butylbenzene	<0.50	0.50	ug/L							
Carbon Disulfide	<0.50	0.50	ug/L							
Carbon Tetrachloride	<0.50	0.50	ug/L							
Chlorobenzene	<0.50	0.50	ug/L							
Chloroethane	<0.50	0.50	ug/L							
Chloroform	<0.50	0.50	ug/L							
Chloromethane	<0.50	0.50	ug/L							
2-Chlorotoluene	<0.50	0.50	ug/L							
4-Chlorotoluene	<0.50	0.50	ug/L							
1,2-Dibromo-3-chloropropane	<1.0	1.0	ug/L							
Dibromochloromethane	<0.50	0.50	ug/L							
1,2-Dibromoethane (EDB)	<0.50	0.50	ug/L							
Dibromomethane	<0.50	0.50	ug/L							
1,3-Dichlorobenzene	<0.50	0.50	ug/L							
1,2-Dichlorobenzene	<0.50	0.50	ug/L							
1,4-Dichlorobenzene	<0.50	0.50	ug/L							
Dichlorodifluoromethane (R12)	<0.50	0.50	ug/L							
1,1-Dichloroethane	<0.50	0.50	ug/L							
1,2-Dichloroethane (EDC)	<0.50	0.50	ug/L							
1,1-Dichloroethylene	<0.50	0.50	ug/L							

Viorel Vasile
Operations Manager

LABORATORY ANALYSIS RESULTS

Client: The Source Group, Inc. (SH)
Project No: 04-NDLA-013
Project Name: DFSP Norwalk GW Sampling

AA Project No: A5334727
Date Received: 11/08/22
Date Reported: 12/02/22

Analyte	Result	Reporting Limit	Units	Spike Level	Source Result	%REC	%REC Limits	RPD	RPD Limit	Notes
VOCs, OXY & TPH Gasoline by GC/MS - Quality Control										
Batch B2K1002 - EPA 5030B										
Blank (B2K1002-BLK1) Continued				Prepared & Analyzed: 11/10/22						
trans-1,2-Dichloroethylene	<0.50	0.50	ug/L							
cis-1,2-Dichloroethylene	<0.50	0.50	ug/L							
1,2-Dichloropropane	<0.50	0.50	ug/L							
2,2-Dichloropropane	<0.50	0.50	ug/L							
1,3-Dichloropropane	<0.50	0.50	ug/L							
cis-1,3-Dichloropropylene	<0.50	0.50	ug/L							
trans-1,3-Dichloropropylene	<0.50	0.50	ug/L							
1,1-Dichloropropylene	<0.50	0.50	ug/L							
Diisopropyl ether (DIPE)	<2.0	2.0	ug/L							
Ethylbenzene	<0.50	0.50	ug/L							
Ethyl-tert-Butyl Ether (ETBE)	<2.0	2.0	ug/L							
Gasoline Range Organics (GRO)	<100	100	ug/L							
Hexachlorobutadiene	<1.0	1.0	ug/L							
2-Hexanone (MBK)	<10	10	ug/L							
Isopropylbenzene	<0.50	0.50	ug/L							
4-Isopropyltoluene	<1.0	1.0	ug/L							
Methyl-tert-Butyl Ether (MTBE)	<1.2	1.2	ug/L							
Methylene Chloride	<5.0	5.0	ug/L							
4-Methyl-2-pentanone (MIBK)	<10	10	ug/L							
Naphthalene	<2.0	2.0	ug/L							
n-Propylbenzene	<0.50	0.50	ug/L							
Styrene	<0.50	0.50	ug/L							
1,1,1,2-Tetrachloroethane	<0.50	0.50	ug/L							
1,1,2,2-Tetrachloroethane	<0.50	0.50	ug/L							
Tetrachloroethylene (PCE)	<0.50	0.50	ug/L							
Toluene	<0.50	0.50	ug/L							
1,2,3-Trichlorobenzene	<0.50	0.50	ug/L							
1,2,4-Trichlorobenzene	<0.50	0.50	ug/L							
1,1,1-Trichloroethane	<0.50	0.50	ug/L							
1,1,2-Trichloroethane	<0.50	0.50	ug/L							
Trichloroethylene (TCE)	<0.50	0.50	ug/L							
Trichlorofluoromethane (R11)	<0.50	0.50	ug/L							

Viorel Vasile
Operations Manager

LABORATORY ANALYSIS RESULTS

Client: The Source Group, Inc. (SH)
Project No: 04-NDLA-013
Project Name: DFSP Norwalk GW Sampling

AA Project No: A5334727
Date Received: 11/08/22
Date Reported: 12/02/22

Analyte	Result	Reporting Limit	Units	Spike Level	Source Result	%REC	%REC Limits	RPD	RPD Limit	Notes
VOCs, OXY & TPH Gasoline by GC/MS - Quality Control										
Batch B2K1002 - EPA 5030B										
Blank (B2K1002-BLK1) Continued				Prepared & Analyzed: 11/10/22						
1,2,3-Trichloropropane	<0.50	0.50	ug/L							
1,1,2-Trichloro-1,2,2-trifluoroethane (R113)	<0.50	0.50	ug/L							
1,3,5-Trimethylbenzene	<0.50	0.50	ug/L							
1,2,4-Trimethylbenzene	<0.50	0.50	ug/L							
Vinyl chloride	<0.50	0.50	ug/L							
o-Xylene	<0.50	0.50	ug/L							
m,p-Xylenes	<1.0	1.0	ug/L							
Surrogate: 4-Bromofluorobenzene	*47.1*		*ug/L*	*50.0*		*94.3*	*80-129*			
Surrogate: Dibromofluoromethane	*62.0*		*ug/L*	*50.0*		*124*	*68-137*			
Surrogate: Toluene-d8	*49.8*		*ug/L*	*50.0*		*99.6*	*83-134*			
LCS (B2K1002-BS1)				Prepared: 11/10/22 Analyzed: 11/11/22						
Acetone	**19.4**	10	ug/L	20.0		96.9	27-123			
tert-Amyl-Methyl Ether (TAME)	**18.0**	2.0	ug/L	20.0		89.8	58-133			
Benzene	**24.3**	0.50	ug/L	20.0		122	60-134			
Bromobenzene	**19.9**	0.50	ug/L	20.0		99.3	70-130			
Bromochloromethane	**21.7**	0.50	ug/L	20.0		109	78-121			
Bromodichloromethane	**20.7**	0.50	ug/L	20.0		103	74-135			
Bromoform	**15.2**	0.50	ug/L	20.0		76.2	68-132			
Bromomethane	**19.5**	0.50	ug/L	20.0		97.4	58-142			
2-Butanone (MEK)	**17.8**	10	ug/L	20.0		88.8	62-138			
tert-Butyl Alcohol (TBA)	**85.8**	10	ug/L	100		85.8	65-148			
sec-Butylbenzene	**23.0**	0.50	ug/L	20.0		115	84-142			
tert-Butylbenzene	**23.0**	0.50	ug/L	20.0		115	70-130			
n-Butylbenzene	**22.4**	0.50	ug/L	20.0		112	70-130			
Carbon Disulfide	**22.4**	0.50	ug/L	20.0		112	17-177			
Carbon Tetrachloride	**19.1**	0.50	ug/L	20.0		95.6	66-155			
Chlorobenzene	**19.6**	0.50	ug/L	20.0		98.2	70-130			
Chloroethane	**22.3**	0.50	ug/L	20.0		111	45-166			
Chloroform	**20.4**	0.50	ug/L	20.0		102	71-131			
Chloromethane	**22.8**	0.50	ug/L	20.0		114	48-152			

Viorel Vasile
Operations Manager

LABORATORY ANALYSIS RESULTS

Client: The Source Group, Inc. (SH)
Project No: 04-NDLA-013
Project Name: DFSP Norwalk GW Sampling

AA Project No: A5334727
Date Received: 11/08/22
Date Reported: 12/02/22

Analyte	Result	Reporting Limit	Units	Spike Level	Source Result	%REC	%REC Limits	RPD	RPD Limit	Notes
VOCs, OXY & TPH Gasoline by GC/MS - Quality Control										
Batch B2K1002 - EPA 5030B										
LCS (B2K1002-BS1) Continued				Prepared: 11/10/22 Analyzed: 11/11/22						
2-Chlorotoluene	**20.6**	0.50	ug/L	20.0		103	70-130			
4-Chlorotoluene	**20.0**	0.50	ug/L	20.0		99.8	70-130			
1,2-Dibromo-3-chloropropane	**15.4**	1.0	ug/L	20.0		77.0	53-145			
Dibromochloromethane	**17.2**	0.50	ug/L	20.0		86.2	72-133			
1,2-Dibromoethane (EDB)	**17.2**	0.50	ug/L	20.0		85.8	79-120			
Dibromomethane	**20.2**	0.50	ug/L	20.0		101	68-124			
1,3-Dichlorobenzene	**19.5**	0.50	ug/L	20.0		97.5	70-130			
1,2-Dichlorobenzene	**20.0**	0.50	ug/L	20.0		100	70-130			
1,4-Dichlorobenzene	**19.0**	0.50	ug/L	20.0		95.0	70-130			
Dichlorodifluoromethane (R12)	**18.2**	0.50	ug/L	20.0		91.1	16-148			
1,1-Dichloroethane	**23.5**	0.50	ug/L	20.0		117	67-120			
1,2-Dichloroethane (EDC)	**16.8**	0.50	ug/L	20.0		84.2	57-156			
1,1-Dichloroethylene	**21.4**	0.50	ug/L	20.0		107	50-149			
trans-1,2-Dichloroethylene	**21.9**	0.50	ug/L	20.0		109	66-126			
cis-1,2-Dichloroethylene	**23.7**	0.50	ug/L	20.0		118	70-124			
1,2-Dichloropropane	**24.9**	0.50	ug/L	20.0		124	53-139			
2,2-Dichloropropane	**18.9**	0.50	ug/L	20.0		94.4	44-162			
1,3-Dichloropropane	**17.3**	0.50	ug/L	20.0		86.4	79-113			
cis-1,3-Dichloropropylene	**21.9**	0.50	ug/L	20.0		110	67-127			
trans-1,3-Dichloropropylene	**16.5**	0.50	ug/L	20.0		82.6	76-121			
1,1-Dichloropropylene	**21.7**	0.50	ug/L	20.0		109	84-124			
Diisopropyl ether (DIPE)	**23.6**	2.0	ug/L	20.0		118	51-136			
Ethylbenzene	**19.9**	0.50	ug/L	20.0		99.7	86-124			
Ethyl-tert-Butyl Ether (ETBE)	**19.8**	2.0	ug/L	20.0		99.2	62-136			
Gasoline Range Organics (GRO)	**505**	100	ug/L	500		101	60-123			
Hexachlorobutadiene	**15.2**	1.0	ug/L	20.0		76.2	76-140			
2-Hexanone (MBK)	**11.4**	10	ug/L	20.0		56.8	52-123			
Isopropylbenzene	**22.9**	0.50	ug/L	20.0		115	70-130			
4-Isopropyltoluene	**21.6**	1.0	ug/L	20.0		108	70-130			
Methyl-tert-Butyl Ether (MTBE)	**36.1**	1.2	ug/L	40.0		90.4	58-144			
Methylene Chloride	**23.8**	5.0	ug/L	20.0		119	50-135			
4-Methyl-2-pentanone (MIBK)	**15.0**	10	ug/L	20.0		74.9	49-139			

Viorel Vasile
Operations Manager

LABORATORY ANALYSIS RESULTS

Client: The Source Group, Inc. (SH)
Project No: 04-NDLA-013
Project Name: DFSP Norwalk GW Sampling

AA Project No: A5334727
Date Received: 11/08/22
Date Reported: 12/02/22

Analyte	Result	Reporting Limit	Units	Spike Level	Source Result	%REC	%REC Limits	RPD	RPD Limit	Notes
VOCs, OXY & TPH Gasoline by GC/MS - Quality Control										
Batch B2K1002 - EPA 5030B										
LCS (B2K1002-BS1) Continued				Prepared: 11/10/22 Analyzed: 11/11/22						
Naphthalene	**18.4**	2.0	ug/L	20.0		91.8	74-128			
n-Propylbenzene	**22.5**	0.50	ug/L	20.0		113	70-130			
Styrene	**19.5**	0.50	ug/L	20.0		97.7	84-123			
1,1,1,2-Tetrachloroethane	**18.3**	0.50	ug/L	20.0		91.5	70-130			
1,1,2,2-Tetrachloroethane	**18.2**	0.50	ug/L	20.0		90.8	58-126			
Tetrachloroethylene (PCE)	**17.2**	0.50	ug/L	20.0		86.2	70-130			
Toluene	**20.6**	0.50	ug/L	20.0		103	83-118			
1,2,3-Trichlorobenzene	**16.6**	0.50	ug/L	20.0		82.8	77-134			
1,2,4-Trichlorobenzene	**16.8**	0.50	ug/L	20.0		84.1	84-128			
1,1,1-Trichloroethane	**19.7**	0.50	ug/L	20.0		98.6	66-158			
1,1,2-Trichloroethane	**18.8**	0.50	ug/L	20.0		94.0	75-115			
Trichloroethylene (TCE)	**22.1**	0.50	ug/L	20.0		110	82-128			
Trichlorofluoromethane (R11)	**18.4**	0.50	ug/L	20.0		92.0	65-137			
1,2,3-Trichloropropane	**14.8**	0.50	ug/L	20.0		74.0	68-123			
1,1,2-Trichloro-1,2,2-trifluoroethane (R113)	**22.8**	0.50	ug/L	20.0		114	62-130			
1,3,5-Trimethylbenzene	**21.6**	0.50	ug/L	20.0		108	70-130			
1,2,4-Trimethylbenzene	**21.1**	0.50	ug/L	20.0		106	70-130			
Vinyl chloride	**22.6**	0.50	ug/L	20.0		113	51-151			
o-Xylene	**21.7**	0.50	ug/L	20.0		108	70-130			
m,p-Xylenes	**41.9**	1.0	ug/L	40.0		105	70-130			
Surrogate: 4-Bromofluorobenzene	*51.2*		*ug/L*	*50.0*		*102*	*80-129*			
Surrogate: Dibromofluoromethane	*61.4*		*ug/L*	*50.0*		*123*	*68-137*			
Surrogate: Toluene-d8	*51.2*		*ug/L*	*50.0*		*102*	*83-134*			
LCS Dup (B2K1002-BSD1)				Prepared & Analyzed: 11/10/22						
Acetone	**23.8**	10	ug/L	20.0		119	27-123	20.3	30	
tert-Amyl-Methyl Ether (TAME)	**20.2**	2.0	ug/L	20.0		101	58-133	11.6	30	
Benzene	**23.2**	0.50	ug/L	20.0		116	60-134	4.75	30	
Bromobenzene	**20.9**	0.50	ug/L	20.0		104	70-130	5.06	30	
Bromochloromethane	**22.2**	0.50	ug/L	20.0		111	78-121	2.18	30	
Bromodichloromethane	**21.1**	0.50	ug/L	20.0		105	74-135	1.82	30	

Viorel Vasile
Operations Manager

LABORATORY ANALYSIS RESULTS

Client: The Source Group, Inc. (SH)
Project No: 04-NDLA-013
Project Name: DFSP Norwalk GW Sampling

AA Project No: A5334727
Date Received: 11/08/22
Date Reported: 12/02/22

Analyte	Result	Reporting Limit	Units	Spike Level	Source Result	%REC	%REC Limits	RPD	RPD Limit	Notes
VOCs, OXY & TPH Gasoline by GC/MS - Quality Control										
Batch B2K1002 - EPA 5030B										
LCS Dup (B2K1002-BSD1) Continued				Prepared & Analyzed: 11/10/22						
Bromoform	**19.5**	0.50	ug/L	20.0		97.7	68-132	24.7	30	
Bromomethane	**17.6**	0.50	ug/L	20.0		88.0	58-142	10.2	30	
2-Butanone (MEK)	**22.2**	10	ug/L	20.0		111	62-138	22.3	30	
tert-Butyl Alcohol (TBA)	**91.8**	10	ug/L	100		91.8	65-148	6.71	30	
sec-Butylbenzene	**22.1**	0.50	ug/L	20.0		110	84-142	4.17	30	
tert-Butylbenzene	**22.5**	0.50	ug/L	20.0		112	70-130	2.11	30	
n-Butylbenzene	**22.6**	0.50	ug/L	20.0		113	70-130	0.667	30	
Carbon Disulfide	**21.6**	0.50	ug/L	20.0		108	17-177	3.73	30	
Carbon Tetrachloride	**19.2**	0.50	ug/L	20.0		95.8	66-155	0.313	30	
Chlorobenzene	**20.5**	0.50	ug/L	20.0		102	70-130	4.23	30	
Chloroethane	**19.8**	0.50	ug/L	20.0		99.0	45-166	11.9	30	
Chloroform	**19.9**	0.50	ug/L	20.0		99.6	71-131	2.18	30	
Chloromethane	**19.0**	0.50	ug/L	20.0		95.0	48-152	18.3	30	
2-Chlorotoluene	**20.3**	0.50	ug/L	20.0		102	70-130	1.37	30	
4-Chlorotoluene	**20.4**	0.50	ug/L	20.0		102	70-130	1.98	30	
1,2-Dibromo-3-chloropropane	**19.6**	1.0	ug/L	20.0		98.2	53-145	24.2	30	
Dibromochloromethane	**20.9**	0.50	ug/L	20.0		104	72-133	19.1	30	
1,2-Dibromoethane (EDB)	**21.5**	0.50	ug/L	20.0		107	79-120	22.3	30	
Dibromomethane	**21.8**	0.50	ug/L	20.0		109	68-124	7.24	30	
1,3-Dichlorobenzene	**20.5**	0.50	ug/L	20.0		102	70-130	5.00	30	
1,2-Dichlorobenzene	**21.6**	0.50	ug/L	20.0		108	70-130	7.26	30	
1,4-Dichlorobenzene	**20.4**	0.50	ug/L	20.0		102	70-130	7.21	30	
Dichlorodifluoromethane (R12)	**16.5**	0.50	ug/L	20.0		82.6	16-148	9.79	30	
1,1-Dichloroethane	**21.7**	0.50	ug/L	20.0		109	67-120	7.75	30	
1,2-Dichloroethane (EDC)	**17.9**	0.50	ug/L	20.0		89.5	57-156	6.16	30	
1,1-Dichloroethylene	**20.9**	0.50	ug/L	20.0		105	50-149	2.41	30	
trans-1,2-Dichloroethylene	**21.8**	0.50	ug/L	20.0		109	66-126	0.412	30	
cis-1,2-Dichloroethylene	**23.0**	0.50	ug/L	20.0		115	70-124	2.61	30	
1,2-Dichloropropane	**23.8**	0.50	ug/L	20.0		119	53-139	4.65	30	
2,2-Dichloropropane	**18.0**	0.50	ug/L	20.0		89.8	44-162	4.89	30	
1,3-Dichloropropane	**20.6**	0.50	ug/L	20.0		103	79-113	17.6	30	
cis-1,3-Dichloropropylene	**22.6**	0.50	ug/L	20.0		113	67-127	3.10	30	

Viorel Vasile
Operations Manager

LABORATORY ANALYSIS RESULTS

Client: The Source Group, Inc. (SH)
Project No: 04-NDLA-013
Project Name: DFSP Norwalk GW Sampling

AA Project No: A5334727
Date Received: 11/08/22
Date Reported: 12/02/22

Analyte	Result	Reporting Limit	Units	Spike Level	Source Result	%REC	%REC Limits	RPD	RPD Limit	Notes
VOCs, OXY & TPH Gasoline by GC/MS - Quality Control										
Batch B2K1002 - EPA 5030B										
LCS Dup (B2K1002-BSD1) Continued				Prepared & Analyzed: 11/10/22						
trans-1,3-Dichloropropylene	**19.0**	0.50	ug/L	20.0		95.2	76-121	14.2	30	
1,1-Dichloropropylene	**21.1**	0.50	ug/L	20.0		106	84-124	2.75	30	
Diisopropyl ether (DIPE)	**23.6**	2.0	ug/L	20.0		118	51-136	0.169	30	
Ethylbenzene	**20.8**	0.50	ug/L	20.0		104	86-124	4.41	30	
Ethyl-tert-Butyl Ether (ETBE)	**20.3**	2.0	ug/L	20.0		102	62-136	2.24	30	
Gasoline Range Organics (GRO)	**489**	100	ug/L	500		97.8	60-123	3.16	30	
Hexachlorobutadiene	**15.2**	1.0	ug/L	20.0		76.0	76-140	0.197	30	
2-Hexanone (MBK)	**16.4**	10	ug/L	20.0		82.2	52-123	36.5	30	QR-02
Isopropylbenzene	**21.8**	0.50	ug/L	20.0		109	70-130	5.28	30	
4-Isopropyltoluene	**21.6**	1.0	ug/L	20.0		108	70-130	0.185	30	
Methyl-tert-Butyl Ether (MTBE)	**40.5**	1.2	ug/L	40.0		101	58-144	11.4	30	
Methylene Chloride	**24.3**	5.0	ug/L	20.0		121	50-135	1.75	30	
4-Methyl-2-pentanone (MIBK)	**20.0**	10	ug/L	20.0		100	49-139	28.8	30	
Naphthalene	**23.0**	2.0	ug/L	20.0		115	74-128	22.5	30	
n-Propylbenzene	**21.5**	0.50	ug/L	20.0		108	70-130	4.63	30	
Styrene	**21.7**	0.50	ug/L	20.0		108	84-123	10.4	30	
1,1,1,2-Tetrachloroethane	**20.0**	0.50	ug/L	20.0		99.8	70-130	8.68	30	
1,1,2,2-Tetrachloroethane	**22.8**	0.50	ug/L	20.0		114	58-126	22.8	30	
Tetrachloroethylene (PCE)	**18.3**	0.50	ug/L	20.0		91.6	70-130	6.07	30	
Toluene	**20.9**	0.50	ug/L	20.0		105	83-118	1.64	30	
1,2,3-Trichlorobenzene	**19.4**	0.50	ug/L	20.0		96.9	77-134	15.8	30	
1,2,4-Trichlorobenzene	**19.6**	0.50	ug/L	20.0		98.1	84-128	15.4	30	
1,1,1-Trichloroethane	**19.0**	0.50	ug/L	20.0		95.2	66-158	3.46	30	
1,1,2-Trichloroethane	**21.4**	0.50	ug/L	20.0		107	75-115	12.8	30	
Trichloroethylene (TCE)	**21.7**	0.50	ug/L	20.0		109	82-128	1.60	30	
Trichlorofluoromethane (R11)	**16.7**	0.50	ug/L	20.0		83.5	65-137	9.63	30	
1,2,3-Trichloropropane	**19.5**	0.50	ug/L	20.0		97.6	68-123	27.6	30	
1,1,2-Trichloro-1,2,2-trifluoroethane (R113)	**20.9**	0.50	ug/L	20.0		104	62-130	8.76	30	
1,3,5-Trimethylbenzene	**21.3**	0.50	ug/L	20.0		106	70-130	1.31	30	
1,2,4-Trimethylbenzene	**20.9**	0.50	ug/L	20.0		105	70-130	0.904	30	
Vinyl chloride	**21.2**	0.50	ug/L	20.0		106	51-151	6.40	30	

Viorel Vasile
Operations Manager

LABORATORY ANALYSIS RESULTS

Client: The Source Group, Inc. (SH)
Project No: 04-NDLA-013
Project Name: DFSP Norwalk GW Sampling

AA Project No: A5334727
Date Received: 11/08/22
Date Reported: 12/02/22

Analyte	Result	Reporting Limit	Units	Spike Level	Source Result	%REC	%REC Limits	RPD	RPD Limit	Notes
VOCs, OXY & TPH Gasoline by GC/MS - Quality Control										
Batch B2K1002 - EPA 5030B										
LCS Dup (B2K1002-BSD1) Continued				Prepared & Analyzed: 11/10/22						
o-Xylene	**23.0**	0.50	ug/L	20.0		115	70-130	6.17	30	
m,p-Xylenes	**43.8**	1.0	ug/L	40.0		109	70-130	4.41	30	
Surrogate: 4-Bromofluorobenzene	*49.1*		*ug/L*	*50.0*		*98.2*	*80-129*			
Surrogate: Dibromofluoromethane	*58.9*		*ug/L*	*50.0*		*118*	*68-137*			
Surrogate: Toluene-d8	*50.1*		*ug/L*	*50.0*		*100*	*83-134*			
Matrix Spike (B2K1002-MS1)		**Source: 2K08012-02**		Prepared & Analyzed: 11/10/22						
Acetone	**36.4**	10	ug/L	20.0	12.8	118	11-169			
tert-Amyl-Methyl Ether (TAME)	**20.2**	2.0	ug/L	20.0		101	66-133			
Benzene	**24.1**	0.50	ug/L	20.0		120	56-135			
Bromobenzene	**21.2**	0.50	ug/L	20.0		106	70-130			
Bromochloromethane	**22.6**	0.50	ug/L	20.0		113	74-125			
Bromodichloromethane	**21.2**	0.50	ug/L	20.0		106	68-144			
Bromoform	**19.6**	0.50	ug/L	20.0		98.2	68-151			
Bromomethane	**17.2**	0.50	ug/L	20.0		85.8	54-142			
2-Butanone (MEK)	**23.6**	10	ug/L	20.0		118	62-145			
tert-Butyl Alcohol (TBA)	**86.6**	10	ug/L	100		86.6	73-162			
sec-Butylbenzene	**22.2**	0.50	ug/L	20.0		111	84-145			
tert-Butylbenzene	**22.9**	0.50	ug/L	20.0		114	70-130			
n-Butylbenzene	**23.1**	0.50	ug/L	20.0		115	70-130			
Carbon Disulfide	**23.5**	0.50	ug/L	20.0	0.580	114	28-151			
Carbon Tetrachloride	**20.2**	0.50	ug/L	20.0		101	58-164			
Chlorobenzene	**21.5**	0.50	ug/L	20.0		107	70-130			
Chloroethane	**20.6**	0.50	ug/L	20.0		103	42-164			
Chloroform	**20.6**	0.50	ug/L	20.0		103	65-138			
Chloromethane	**20.9**	0.50	ug/L	20.0		105	50-152			
2-Chlorotoluene	**20.9**	0.50	ug/L	20.0		104	70-130			
4-Chlorotoluene	**20.8**	0.50	ug/L	20.0		104	70-130			
1,2-Dibromo-3-chloropropane	**18.7**	1.0	ug/L	20.0		93.6	53-161			
Dibromochloromethane	**20.4**	0.50	ug/L	20.0		102	70-130			
1,2-Dibromoethane (EDB)	**20.4**	0.50	ug/L	20.0		102	76-130			
Dibromomethane	**21.0**	0.50	ug/L	20.0		105	62-135			

Viorel Vasile
Operations Manager

LABORATORY ANALYSIS RESULTS

Client: The Source Group, Inc. (SH)
Project No: 04-NDLA-013
Project Name: DFSP Norwalk GW Sampling

AA Project No: A5334727
Date Received: 11/08/22
Date Reported: 12/02/22

Analyte	Result	Reporting Limit	Units	Spike Level	Source Result	%REC	%REC Limits	RPD	RPD Limit	Notes
VOCs, OXY & TPH Gasoline by GC/MS - Quality Control										
Batch B2K1002 - EPA 5030B										
Matrix Spike (B2K1002-MS1) Continued Source: 2K08012-02 Prepared & Analyzed: 11/10/22										
1,3-Dichlorobenzene	**20.8**	0.50	ug/L	20.0		104	70-130			
1,2-Dichlorobenzene	**21.6**	0.50	ug/L	20.0		108	70-130			
1,4-Dichlorobenzene	**20.7**	0.50	ug/L	20.0		103	70-130			
Dichlorodifluoromethane (R12)	**17.6**	0.50	ug/L	20.0		87.9	17-153			
1,1-Dichloroethane	**22.4**	0.50	ug/L	20.0		112	55-131			
1,2-Dichloroethane (EDC)	**18.1**	0.50	ug/L	20.0		90.6	52-168			
1,1-Dichloroethylene	**23.0**	0.50	ug/L	20.0		115	51-140			
trans-1,2-Dichloroethylene	**23.1**	0.50	ug/L	20.0		116	59-127			
cis-1,2-Dichloroethylene	**24.5**	0.50	ug/L	20.0		122	70-130			
1,2-Dichloropropane	**23.8**	0.50	ug/L	20.0		119	52-142			
2,2-Dichloropropane	**18.6**	0.50	ug/L	20.0		93.0	36-168			
1,3-Dichloropropane	**19.7**	0.50	ug/L	20.0		98.6	80-121			
cis-1,3-Dichloropropylene	**22.4**	0.50	ug/L	20.0		112	66-130			
trans-1,3-Dichloropropylene	**18.6**	0.50	ug/L	20.0		93.2	78-130			
1,1-Dichloropropylene	**22.3**	0.50	ug/L	20.0		112	76-132			
Diisopropyl ether (DIPE)	**23.9**	2.0	ug/L	20.0		120	52-138			
Ethylbenzene	**21.7**	0.50	ug/L	20.0		108	86-128			
Ethyl-tert-Butyl Ether (ETBE)	**21.0**	2.0	ug/L	20.0		105	64-137			
Hexachlorobutadiene	**16.3**	1.0	ug/L	20.0		81.3	70-130			
2-Hexanone (MBK)	**15.3**	10	ug/L	20.0		76.6	52-141			
Isopropylbenzene	**22.2**	0.50	ug/L	20.0		111	70-130			
4-Isopropyltoluene	**21.9**	1.0	ug/L	20.0		110	83-149			
Methyl-tert-Butyl Ether (MTBE)	**40.6**	1.2	ug/L	40.0		102	56-150			
Methylene Chloride	**24.4**	5.0	ug/L	20.0		122	70-130			
4-Methyl-2-pentanone (MIBK)	**19.1**	10	ug/L	20.0		95.6	60-148			
Naphthalene	**22.0**	2.0	ug/L	20.0		110	70-130			
n-Propylbenzene	**22.1**	0.50	ug/L	20.0		111	70-130			
Styrene	**21.5**	0.50	ug/L	20.0		108	65-141			
1,1,1,2-Tetrachloroethane	**20.5**	0.50	ug/L	20.0		103	70-130			
1,1,2,2-Tetrachloroethane	**21.7**	0.50	ug/L	20.0		108	62-134			
Tetrachloroethylene (PCE)	**20.1**	0.50	ug/L	20.0		100	70-130			
Toluene	**21.6**	0.50	ug/L	20.0		108	81-123			

Viorel Vasile
Operations Manager

LABORATORY ANALYSIS RESULTS

Client: The Source Group, Inc. (SH)
Project No: 04-NDLA-013
Project Name: DFSP Norwalk GW Sampling

AA Project No: A5334727
Date Received: 11/08/22
Date Reported: 12/02/22

Analyte	Result	Reporting Limit	Units	Spike Level	Source Result	%REC	%REC Limits	RPD	RPD Limit	Notes
VOCs, OXY & TPH Gasoline by GC/MS - Quality Control										
Batch B2K1002 - EPA 5030B										
Matrix Spike (B2K1002-MS1) Continued Source: 2K08012-02 Prepared & Analyzed: 11/10/22										
1,2,3-Trichlorobenzene	**19.2**	0.50	ug/L	20.0		96.2	73-144			
1,2,4-Trichlorobenzene	**20.2**	0.50	ug/L	20.0		101	80-137			
1,1,1-Trichloroethane	**20.5**	0.50	ug/L	20.0		102	62-164			
1,1,2-Trichloroethane	**21.6**	0.50	ug/L	20.0		108	76-122			
Trichloroethylene (TCE)	**22.5**	0.50	ug/L	20.0		112	72-136			
Trichlorofluoromethane (R11)	**18.1**	0.50	ug/L	20.0		90.6	59-144			
1,2,3-Trichloropropane	**18.4**	0.50	ug/L	20.0		92.2	69-135			
1,1,2-Trichloro-1,2,2-trifluoroethane (R113)	**21.8**	0.50	ug/L	20.0		109	62-126			
1,3,5-Trimethylbenzene	**21.5**	0.50	ug/L	20.0		107	70-130			
1,2,4-Trimethylbenzene	**21.3**	0.50	ug/L	20.0		106	89-134			
Vinyl chloride	**23.0**	0.50	ug/L	20.0		115	54-150			
o-Xylene	**23.3**	0.50	ug/L	20.0		116	70-130			
m,p-Xylenes	**45.1**	1.0	ug/L	40.0		113	70-130			
Surrogate: 4-Bromofluorobenzene	*49.1*		*ug/L*	*50.0*		*98.3*	*80-129*			
Surrogate: Dibromofluoromethane	*57.8*		*ug/L*	*50.0*		*116*	*68-137*			
Surrogate: Toluene-d8	*50.7*		*ug/L*	*50.0*		*101*	*83-134*			
Matrix Spike Dup (B2K1002-MSD1) **Source: 2K08012-02** Prepared & Analyzed: 11/10/22										
Acetone	**32.1**	10	ug/L	20.0	12.8	96.7	11-169	12.5	30	
tert-Amyl-Methyl Ether (TAME)	**20.7**	2.0	ug/L	20.0		104	66-133	2.74	30	
Benzene	**23.6**	0.50	ug/L	20.0		118	56-135	2.14	30	
Bromobenzene	**21.6**	0.50	ug/L	20.0		108	70-130	1.50	30	
Bromochloromethane	**23.5**	0.50	ug/L	20.0		117	74-125	3.64	30	
Bromodichloromethane	**21.4**	0.50	ug/L	20.0		107	68-144	0.658	30	
Bromoform	**20.9**	0.50	ug/L	20.0		104	68-151	6.22	30	
Bromomethane	**17.7**	0.50	ug/L	20.0		88.4	54-142	2.98	30	
2-Butanone (MEK)	**23.0**	10	ug/L	20.0		115	62-145	2.49	30	
tert-Butyl Alcohol (TBA)	**102**	10	ug/L	100		102	73-162	16.0	30	
sec-Butylbenzene	**22.3**	0.50	ug/L	20.0		112	84-145	0.494	30	
tert-Butylbenzene	**23.0**	0.50	ug/L	20.0		115	70-130	0.697	30	
n-Butylbenzene	**23.1**	0.50	ug/L	20.0		115	70-130	0.0867	30	

Viorel Vasile
Operations Manager

LABORATORY ANALYSIS RESULTS

Client: The Source Group, Inc. (SH)
Project No: 04-NDLA-013
Project Name: DFSP Norwalk GW Sampling

AA Project No: A5334727
Date Received: 11/08/22
Date Reported: 12/02/22

Analyte	Result	Reporting Limit	Units	Spike Level	Source Result	%REC	%REC Limits	RPD	RPD Limit	Notes
VOCs, OXY & TPH Gasoline by GC/MS - Quality Control										
Batch B2K1002 - EPA 5030B										
Matrix Spike Dup (B2K1002-MSD1) Continued	**Source: 2K08012-02** Prepared & Analyzed: 11/10/22									
Carbon Disulfide	**23.1**	0.50	ug/L	20.0	0.580	113	28-151	1.55	30	
Carbon Tetrachloride	**19.7**	0.50	ug/L	20.0		98.4	58-164	2.66	30	
Chlorobenzene	**21.4**	0.50	ug/L	20.0		107	70-130	0.513	30	
Chloroethane	**20.3**	0.50	ug/L	20.0		101	42-164	1.81	30	
Chloroform	**20.3**	0.50	ug/L	20.0		101	65-138	1.52	30	
Chloromethane	**19.3**	0.50	ug/L	20.0		96.7	50-152	7.90	30	
2-Chlorotoluene	**21.1**	0.50	ug/L	20.0		106	70-130	1.09	30	
4-Chlorotoluene	**21.2**	0.50	ug/L	20.0		106	70-130	1.91	30	
1,2-Dibromo-3-chloropropane	**21.5**	1.0	ug/L	20.0		108	53-161	14.0	30	
Dibromochloromethane	**21.9**	0.50	ug/L	20.0		109	70-130	7.20	30	
1,2-Dibromoethane (EDB)	**22.5**	0.50	ug/L	20.0		112	76-130	9.66	30	
Dibromomethane	**22.2**	0.50	ug/L	20.0		111	62-135	5.46	30	
1,3-Dichlorobenzene	**21.4**	0.50	ug/L	20.0		107	70-130	2.84	30	
1,2-Dichlorobenzene	**22.6**	0.50	ug/L	20.0		113	70-130	4.39	30	
1,4-Dichlorobenzene	**20.9**	0.50	ug/L	20.0		105	70-130	1.20	30	
Dichlorodifluoromethane (R12)	**17.1**	0.50	ug/L	20.0		85.4	17-153	2.94	30	
1,1-Dichloroethane	**22.0**	0.50	ug/L	20.0		110	55-131	1.98	30	
1,2-Dichloroethane (EDC)	**18.1**	0.50	ug/L	20.0		90.6	52-168	0.110	30	
1,1-Dichloroethylene	**22.4**	0.50	ug/L	20.0		112	51-140	2.29	30	
trans-1,2-Dichloroethylene	**23.5**	0.50	ug/L	20.0		118	59-127	1.76	30	
cis-1,2-Dichloroethylene	**24.0**	0.50	ug/L	20.0		120	70-130	2.15	30	
1,2-Dichloropropane	**23.6**	0.50	ug/L	20.0		118	52-142	0.929	30	
2,2-Dichloropropane	**18.5**	0.50	ug/L	20.0		92.3	36-168	0.756	30	
1,3-Dichloropropane	**20.6**	0.50	ug/L	20.0		103	80-121	4.17	30	
cis-1,3-Dichloropropylene	**22.6**	0.50	ug/L	20.0		113	66-130	1.02	30	
trans-1,3-Dichloropropylene	**19.9**	0.50	ug/L	20.0		99.6	78-130	6.74	30	
1,1-Dichloropropylene	**22.2**	0.50	ug/L	20.0		111	76-132	0.269	30	
Diisopropyl ether (DIPE)	**24.1**	2.0	ug/L	20.0		121	52-138	0.916	30	
Ethylbenzene	**21.5**	0.50	ug/L	20.0		108	86-128	0.694	30	
Ethyl-tert-Butyl Ether (ETBE)	**21.4**	2.0	ug/L	20.0		107	64-137	1.56	30	
Hexachlorobutadiene	**16.5**	1.0	ug/L	20.0		82.3	70-130	1.22	30	

Viorel Vasile
Operations Manager

LABORATORY ANALYSIS RESULTS

Client: The Source Group, Inc. (SH)
Project No: 04-NDLA-013
Project Name: DFSP Norwalk GW Sampling

AA Project No: A5334727
Date Received: 11/08/22
Date Reported: 12/02/22

Analyte	Result	Reporting Limit	Units	Spike Level	Source Result	%REC	%REC Limits	RPD	RPD Limit	Notes
VOCs, OXY & TPH Gasoline by GC/MS - Quality Control										
Batch B2K1002 - EPA 5030B										
Matrix Spike Dup (B2K1002-MSD1) Continued	**Source: 2K08012-02** Prepared & Analyzed: 11/10/22									
2-Hexanone (MBK)	**17.5**	10	ug/L	20.0		87.4	52-141	13.1	30	
Isopropylbenzene	**22.3**	0.50	ug/L	20.0		111	70-130	0.540	30	
4-Isopropyltoluene	**22.2**	1.0	ug/L	20.0		111	83-149	1.36	30	
Methyl-tert-Butyl Ether (MTBE)	**43.1**	1.2	ug/L	40.0		108	56-150	5.83	30	
Methylene Chloride	**24.4**	5.0	ug/L	20.0		122	70-130	0.410	30	
4-Methyl-2-pentanone (MIBK)	**21.2**	10	ug/L	20.0		106	60-148	10.2	30	
Naphthalene	**25.3**	2.0	ug/L	20.0		126	70-130	13.7	30	
n-Propylbenzene	**22.3**	0.50	ug/L	20.0		112	70-130	0.855	30	
Styrene	**21.2**	0.50	ug/L	20.0		106	65-141	1.41	30	
1,1,1,2-Tetrachloroethane	**21.0**	0.50	ug/L	20.0		105	70-130	2.22	30	
1,1,2,2-Tetrachloroethane	**23.2**	0.50	ug/L	20.0		116	62-134	6.91	30	
Tetrachloroethylene (PCE)	**20.1**	0.50	ug/L	20.0		100	70-130	0.0997	30	
Toluene	**21.4**	0.50	ug/L	20.0		107	81-123	0.978	30	
1,2,3-Trichlorobenzene	**20.8**	0.50	ug/L	20.0		104	73-144	7.55	30	
1,2,4-Trichlorobenzene	**21.0**	0.50	ug/L	20.0		105	80-137	3.89	30	
1,1,1-Trichloroethane	**19.7**	0.50	ug/L	20.0		98.7	62-164	3.58	30	
1,1,2-Trichloroethane	**22.6**	0.50	ug/L	20.0		113	76-122	4.53	30	
Trichloroethylene (TCE)	**22.3**	0.50	ug/L	20.0		112	72-136	0.715	30	
Trichlorofluoromethane (R11)	**17.6**	0.50	ug/L	20.0		87.8	59-144	3.14	30	
1,2,3-Trichloropropane	**20.6**	0.50	ug/L	20.0		103	69-135	10.8	30	
1,1,2-Trichloro-1,2,2-trifluoroethane (R113)	**21.9**	0.50	ug/L	20.0		110	62-126	0.733	30	
1,3,5-Trimethylbenzene	**21.5**	0.50	ug/L	20.0		107	70-130	0.00	30	
1,2,4-Trimethylbenzene	**21.2**	0.50	ug/L	20.0		106	89-134	0.612	30	
Vinyl chloride	**21.4**	0.50	ug/L	20.0		107	54-150	7.39	30	
o-Xylene	**23.2**	0.50	ug/L	20.0		116	70-130	0.344	30	
m,p-Xylenes	**44.8**	1.0	ug/L	40.0		112	70-130	0.556	30	
Surrogate: 4-Bromofluorobenzene	*48.7*		*ug/L*	*50.0*		*97.4*	*80-129*			
Surrogate: Dibromofluoromethane	*55.8*		*ug/L*	*50.0*		*112*	*68-137*			
Surrogate: Toluene-d8	*49.0*		*ug/L*	*50.0*		*98.0*	*83-134*			

Viorel Vasile
Operations Manager

LABORATORY ANALYSIS RESULTS

Client: The Source Group, Inc. (SH)
Project No: 04-NDLA-013
Project Name: DFSP Norwalk GW Sampling

AA Project No: A5334727
Date Received: 11/08/22
Date Reported: 12/02/22

Analyte	Result	Reporting Limit	Units	Spike Level	Source Result	%REC	%REC Limits	RPD	RPD Limit	Notes
VOCs & OXYGENATES by GC/MS - Quality Control										
Batch B2K1002 - EPA 5030B										
Blank (B2K1002-BLK1)				Prepared & Analyzed: 11/10/22						
Acetone	<10	10	ug/L							
tert-Amyl-Methyl Ether (TAME)	<2.0	2.0	ug/L							
Benzene	<0.50	0.50	ug/L							
Bromobenzene	<0.50	0.50	ug/L							
Bromochloromethane	<0.50	0.50	ug/L							
Bromodichloromethane	<0.50	0.50	ug/L							
Bromoform	<0.50	0.50	ug/L							
Bromomethane	<0.50	0.50	ug/L							
2-Butanone (MEK)	<10	10	ug/L							
tert-Butyl Alcohol (TBA)	<10	10	ug/L							
sec-Butylbenzene	<0.50	0.50	ug/L							
tert-Butylbenzene	<0.50	0.50	ug/L							
n-Butylbenzene	<0.50	0.50	ug/L							
Carbon Disulfide	<0.50	0.50	ug/L							
Carbon Tetrachloride	<0.50	0.50	ug/L							
Chlorobenzene	<0.50	0.50	ug/L							
Chloroethane	<0.50	0.50	ug/L							
Chloroform	<0.50	0.50	ug/L							
Chloromethane	<0.50	0.50	ug/L							
2-Chlorotoluene	<0.50	0.50	ug/L							
4-Chlorotoluene	<0.50	0.50	ug/L							
1,2-Dibromo-3-chloropropane	<1.0	1.0	ug/L							
Dibromochloromethane	<0.50	0.50	ug/L							
1,2-Dibromoethane (EDB)	<0.50	0.50	ug/L							
Dibromomethane	<0.50	0.50	ug/L							
1,3-Dichlorobenzene	<0.50	0.50	ug/L							
1,2-Dichlorobenzene	<0.50	0.50	ug/L							
1,4-Dichlorobenzene	<0.50	0.50	ug/L							
Dichlorodifluoromethane (R12)	<0.50	0.50	ug/L							
1,1-Dichloroethane	<0.50	0.50	ug/L							
1,2-Dichloroethane (EDC)	<0.50	0.50	ug/L							
1,1-Dichloroethylene	<0.50	0.50	ug/L							

Viorel Vasile
Operations Manager

LABORATORY ANALYSIS RESULTS

Client: The Source Group, Inc. (SH)
Project No: 04-NDLA-013
Project Name: DFSP Norwalk GW Sampling

AA Project No: A5334727
Date Received: 11/08/22
Date Reported: 12/02/22

Analyte	Result	Reporting Limit	Units	Spike Level	Source Result	%REC	%REC Limits	RPD	RPD Limit	Notes
VOCs & OXYGENATES by GC/MS - Quality Control										
Batch B2K1002 - EPA 5030B										
Blank (B2K1002-BLK1) Continued				Prepared & Analyzed: 11/10/22						
trans-1,2-Dichloroethylene	<0.50	0.50	ug/L							
cis-1,2-Dichloroethylene	<0.50	0.50	ug/L							
1,2-Dichloropropane	<0.50	0.50	ug/L							
2,2-Dichloropropane	<0.50	0.50	ug/L							
1,3-Dichloropropane	<0.50	0.50	ug/L							
cis-1,3-Dichloropropylene	<0.50	0.50	ug/L							
trans-1,3-Dichloropropylene	<0.50	0.50	ug/L							
1,1-Dichloropropylene	<0.50	0.50	ug/L							
Diisopropyl ether (DIPE)	<2.0	2.0	ug/L							
Ethylbenzene	<0.50	0.50	ug/L							
Ethyl-tert-Butyl Ether (ETBE)	<2.0	2.0	ug/L							
Hexachlorobutadiene	<1.0	1.0	ug/L							
2-Hexanone (MBK)	<10	10	ug/L							
Isopropylbenzene	<0.50	0.50	ug/L							
4-Isopropyltoluene	<1.0	1.0	ug/L							
Methyl-tert-Butyl Ether (MTBE)	<1.2	1.2	ug/L							
Methylene Chloride	<5.0	5.0	ug/L							
4-Methyl-2-pentanone (MIBK)	<10	10	ug/L							
Naphthalene	<2.0	2.0	ug/L							
n-Propylbenzene	<0.50	0.50	ug/L							
Styrene	<0.50	0.50	ug/L							
1,1,1,2-Tetrachloroethane	<0.50	0.50	ug/L							
1,1,2,2-Tetrachloroethane	<0.50	0.50	ug/L							
Tetrachloroethylene (PCE)	<0.50	0.50	ug/L							
Toluene	<0.50	0.50	ug/L							
1,2,3-Trichlorobenzene	<0.50	0.50	ug/L							
1,2,4-Trichlorobenzene	<0.50	0.50	ug/L							
1,1,1-Trichloroethane	<0.50	0.50	ug/L							
1,1,2-Trichloroethane	<0.50	0.50	ug/L							
Trichloroethylene (TCE)	<0.50	0.50	ug/L							
Trichlorofluoromethane (R11)	<0.50	0.50	ug/L							
1,2,3-Trichloropropane	<0.50	0.50	ug/L							

Viorel Vasile
Operations Manager

LABORATORY ANALYSIS RESULTS

Client: The Source Group, Inc. (SH)
Project No: 04-NDLA-013
Project Name: DFSP Norwalk GW Sampling

AA Project No: A5334727
Date Received: 11/08/22
Date Reported: 12/02/22

Analyte	Result	Reporting Limit	Units	Spike Level	Source Result	%REC	%REC Limits	RPD	RPD Limit	Notes
VOCs & OXYGENATES by GC/MS - Quality Control										
Batch B2K1002 - EPA 5030B										
Blank (B2K1002-BLK1) Continued				Prepared & Analyzed: 11/10/22						
1,1,2-Trichloro-1,2,2-trifluoroethane (R113)	<0.50	0.50	ug/L							
1,3,5-Trimethylbenzene	<0.50	0.50	ug/L							
1,2,4-Trimethylbenzene	<0.50	0.50	ug/L							
Vinyl chloride	<0.50	0.50	ug/L							
o-Xylene	<0.50	0.50	ug/L							
m,p-Xylenes	<1.0	1.0	ug/L							
Surrogate: 4-Bromofluorobenzene	*47.1*		*ug/L*	*50.0*		*94.3*	*80-129*			
Surrogate: Dibromofluoromethane	*62.0*		*ug/L*	*50.0*		*124*	*68-137*			
Surrogate: Toluene-d8	*49.8*		*ug/L*	*50.0*		*99.6*	*83-134*			
LCS (B2K1002-BS1)				Prepared: 11/10/22 Analyzed: 11/11/22						
Acetone	**19.4**	10	ug/L	20.0		96.9	27-123			
tert-Amyl-Methyl Ether (TAME)	**18.0**	2.0	ug/L	20.0		89.8	58-133			
Benzene	**24.3**	0.50	ug/L	20.0		122	60-134			
Bromobenzene	**19.9**	0.50	ug/L	20.0		99.3	70-130			
Bromochloromethane	**21.7**	0.50	ug/L	20.0		109	78-121			
Bromodichloromethane	**20.7**	0.50	ug/L	20.0		103	74-135			
Bromoform	**15.2**	0.50	ug/L	20.0		76.2	68-132			
Bromomethane	**19.5**	0.50	ug/L	20.0		97.4	58-142			
2-Butanone (MEK)	**17.8**	10	ug/L	20.0		88.8	62-138			
tert-Butyl Alcohol (TBA)	**85.8**	10	ug/L	100		85.8	65-148			
sec-Butylbenzene	**23.0**	0.50	ug/L	20.0		115	84-142			
tert-Butylbenzene	**23.0**	0.50	ug/L	20.0		115	70-130			
n-Butylbenzene	**22.4**	0.50	ug/L	20.0		112	70-130			
Carbon Disulfide	**22.4**	0.50	ug/L	20.0		112	17-177			
Carbon Tetrachloride	**19.1**	0.50	ug/L	20.0		95.6	66-155			
Chlorobenzene	**19.6**	0.50	ug/L	20.0		98.2	70-130			
Chloroethane	**22.3**	0.50	ug/L	20.0		111	45-166			
Chloroform	**20.4**	0.50	ug/L	20.0		102	71-131			
Chloromethane	**22.8**	0.50	ug/L	20.0		114	48-152			
2-Chlorotoluene	**20.6**	0.50	ug/L	20.0		103	70-130			

Viorel Vasile
Operations Manager

LABORATORY ANALYSIS RESULTS

Client: The Source Group, Inc. (SH)
Project No: 04-NDLA-013
Project Name: DFSP Norwalk GW Sampling

AA Project No: A5334727
Date Received: 11/08/22
Date Reported: 12/02/22

Analyte	Result	Reporting Limit	Units	Spike Level	Source Result	%REC	%REC Limits	RPD	RPD Limit	Notes
VOCs & OXYGENATES by GC/MS - Quality Control										
Batch B2K1002 - EPA 5030B										
LCS (B2K1002-BS1) Continued				Prepared: 11/10/22 Analyzed: 11/11/22						
4-Chlorotoluene	**20.0**	0.50	ug/L	20.0		99.8	70-130			
1,2-Dibromo-3-chloropropane	**15.4**	1.0	ug/L	20.0		77.0	53-145			
Dibromochloromethane	**17.2**	0.50	ug/L	20.0		86.2	72-133			
1,2-Dibromoethane (EDB)	**17.2**	0.50	ug/L	20.0		85.8	79-120			
Dibromomethane	**20.2**	0.50	ug/L	20.0		101	68-124			
1,3-Dichlorobenzene	**19.5**	0.50	ug/L	20.0		97.5	70-130			
1,2-Dichlorobenzene	**20.0**	0.50	ug/L	20.0		100	70-130			
1,4-Dichlorobenzene	**19.0**	0.50	ug/L	20.0		95.0	70-130			
Dichlorodifluoromethane (R12)	**18.2**	0.50	ug/L	20.0		91.1	16-148			
1,1-Dichloroethane	**23.5**	0.50	ug/L	20.0		117	67-120			
1,2-Dichloroethane (EDC)	**16.8**	0.50	ug/L	20.0		84.2	57-156			
1,1-Dichloroethylene	**21.4**	0.50	ug/L	20.0		107	50-149			
trans-1,2-Dichloroethylene	**21.9**	0.50	ug/L	20.0		109	66-126			
cis-1,2-Dichloroethylene	**23.7**	0.50	ug/L	20.0		118	70-124			
1,2-Dichloropropane	**24.9**	0.50	ug/L	20.0		124	53-139			
2,2-Dichloropropane	**18.9**	0.50	ug/L	20.0		94.4	44-162			
1,3-Dichloropropane	**17.3**	0.50	ug/L	20.0		86.4	79-113			
cis-1,3-Dichloropropylene	**21.9**	0.50	ug/L	20.0		110	67-127			
trans-1,3-Dichloropropylene	**16.5**	0.50	ug/L	20.0		82.6	76-121			
1,1-Dichloropropylene	**21.7**	0.50	ug/L	20.0		109	84-124			
Diisopropyl ether (DIPE)	**23.6**	2.0	ug/L	20.0		118	51-136			
Ethylbenzene	**19.9**	0.50	ug/L	20.0		99.7	86-124			
Ethyl-tert-Butyl Ether (ETBE)	**19.8**	2.0	ug/L	20.0		99.2	62-136			
Hexachlorobutadiene	**15.2**	1.0	ug/L	20.0		76.2	76-140			
2-Hexanone (MBK)	**11.4**	10	ug/L	20.0		56.8	52-123			
Isopropylbenzene	**22.9**	0.50	ug/L	20.0		115	70-130			
4-Isopropyltoluene	**21.6**	1.0	ug/L	20.0		108	70-130			
Methyl-tert-Butyl Ether (MTBE)	**36.1**	1.2	ug/L	40.0		90.4	58-144			
Methylene Chloride	**23.8**	5.0	ug/L	20.0		119	50-135			
4-Methyl-2-pentanone (MIBK)	**15.0**	10	ug/L	20.0		74.9	49-139			
Naphthalene	**18.4**	2.0	ug/L	20.0		91.8	74-128			
n-Propylbenzene	**22.5**	0.50	ug/L	20.0		113	70-130			

Viorel Vasile
Operations Manager

LABORATORY ANALYSIS RESULTS

Client: The Source Group, Inc. (SH)
Project No: 04-NDLA-013
Project Name: DFSP Norwalk GW Sampling

AA Project No: A5334727
Date Received: 11/08/22
Date Reported: 12/02/22

Analyte	Result	Reporting Limit	Units	Spike Level	Source Result	%REC	%REC Limits	RPD	RPD Limit	Notes
VOCs & OXYGENATES by GC/MS - Quality Control										
Batch B2K1002 - EPA 5030B										
LCS (B2K1002-BS1) Continued				Prepared: 11/10/22 Analyzed: 11/11/22						
Styrene	**19.5**	0.50	ug/L	20.0		97.7	84-123			
1,1,1,2-Tetrachloroethane	**18.3**	0.50	ug/L	20.0		91.5	70-130			
1,1,2,2-Tetrachloroethane	**18.2**	0.50	ug/L	20.0		90.8	58-126			
Tetrachloroethylene (PCE)	**17.2**	0.50	ug/L	20.0		86.2	70-130			
Toluene	**20.6**	0.50	ug/L	20.0		103	83-118			
1,2,3-Trichlorobenzene	**16.6**	0.50	ug/L	20.0		82.8	77-134			
1,2,4-Trichlorobenzene	**16.8**	0.50	ug/L	20.0		84.1	84-128			
1,1,1-Trichloroethane	**19.7**	0.50	ug/L	20.0		98.6	66-158			
1,1,2-Trichloroethane	**18.8**	0.50	ug/L	20.0		94.0	75-115			
Trichloroethylene (TCE)	**22.1**	0.50	ug/L	20.0		110	82-128			
Trichlorofluoromethane (R11)	**18.4**	0.50	ug/L	20.0		92.0	65-137			
1,2,3-Trichloropropane	**14.8**	0.50	ug/L	20.0		74.0	68-123			
1,1,2-Trichloro-1,2,2-trifluoroethane (R113)	**22.8**	0.50	ug/L	20.0		114	62-130			
1,3,5-Trimethylbenzene	**21.6**	0.50	ug/L	20.0		108	70-130			
1,2,4-Trimethylbenzene	**21.1**	0.50	ug/L	20.0		106	70-130			
Vinyl chloride	**22.6**	0.50	ug/L	20.0		113	51-151			
o-Xylene	**21.7**	0.50	ug/L	20.0		108	70-130			
m,p-Xylenes	**41.9**	1.0	ug/L	40.0		105	70-130			
Surrogate: 4-Bromofluorobenzene	*51.2*		*ug/L*	*50.0*		*102*	*80-129*			
Surrogate: Dibromofluoromethane	*61.4*		*ug/L*	*50.0*		*123*	*68-137*			
Surrogate: Toluene-d8	*51.2*		*ug/L*	*50.0*		*102*	*83-134*			
LCS Dup (B2K1002-BSD1)				Prepared & Analyzed: 11/10/22						
Acetone	**23.8**	10	ug/L	20.0		119	27-123	20.3	30	
tert-Amyl-Methyl Ether (TAME)	**20.2**	2.0	ug/L	20.0		101	58-133	11.6	30	
Benzene	**23.2**	0.50	ug/L	20.0		116	60-134	4.75	30	
Bromobenzene	**20.9**	0.50	ug/L	20.0		104	70-130	5.06	30	
Bromochloromethane	**22.2**	0.50	ug/L	20.0		111	78-121	2.18	30	
Bromodichloromethane	**21.1**	0.50	ug/L	20.0		105	74-135	1.82	30	
Bromoform	**19.5**	0.50	ug/L	20.0		97.7	68-132	24.7	30	
Bromomethane	**17.6**	0.50	ug/L	20.0		88.0	58-142	10.2	30	

Viorel Vasile
Operations Manager

LABORATORY ANALYSIS RESULTS

Client: The Source Group, Inc. (SH)
Project No: 04-NDLA-013
Project Name: DFSP Norwalk GW Sampling

AA Project No: A5334727
Date Received: 11/08/22
Date Reported: 12/02/22

Analyte	Result	Reporting Limit	Units	Spike Level	Source Result	%REC	%REC Limits	RPD	RPD Limit	Notes
VOCs & OXYGENATES by GC/MS - Quality Control										
Batch B2K1002 - EPA 5030B										
LCS Dup (B2K1002-BSD1) Continued				Prepared & Analyzed: 11/10/22						
2-Butanone (MEK)	**22.2**	10	ug/L	20.0		111	62-138	22.3	30	
tert-Butyl Alcohol (TBA)	**91.8**	10	ug/L	100		91.8	65-148	6.71	30	
sec-Butylbenzene	**22.1**	0.50	ug/L	20.0		110	84-142	4.17	30	
tert-Butylbenzene	**22.5**	0.50	ug/L	20.0		112	70-130	2.11	30	
n-Butylbenzene	**22.6**	0.50	ug/L	20.0		113	70-130	0.667	30	
Carbon Disulfide	**21.6**	0.50	ug/L	20.0		108	17-177	3.73	30	
Carbon Tetrachloride	**19.2**	0.50	ug/L	20.0		95.8	66-155	0.313	30	
Chlorobenzene	**20.5**	0.50	ug/L	20.0		102	70-130	4.23	30	
Chloroethane	**19.8**	0.50	ug/L	20.0		99.0	45-166	11.9	30	
Chloroform	**19.9**	0.50	ug/L	20.0		99.6	71-131	2.18	30	
Chloromethane	**19.0**	0.50	ug/L	20.0		95.0	48-152	18.3	30	
2-Chlorotoluene	**20.3**	0.50	ug/L	20.0		102	70-130	1.37	30	
4-Chlorotoluene	**20.4**	0.50	ug/L	20.0		102	70-130	1.98	30	
1,2-Dibromo-3-chloropropane	**19.6**	1.0	ug/L	20.0		98.2	53-145	24.2	30	
Dibromochloromethane	**20.9**	0.50	ug/L	20.0		104	72-133	19.1	30	
1,2-Dibromoethane (EDB)	**21.5**	0.50	ug/L	20.0		107	79-120	22.3	30	
Dibromomethane	**21.8**	0.50	ug/L	20.0		109	68-124	7.24	30	
1,3-Dichlorobenzene	**20.5**	0.50	ug/L	20.0		102	70-130	5.00	30	
1,2-Dichlorobenzene	**21.6**	0.50	ug/L	20.0		108	70-130	7.26	30	
1,4-Dichlorobenzene	**20.4**	0.50	ug/L	20.0		102	70-130	7.21	30	
Dichlorodifluoromethane (R12)	**16.5**	0.50	ug/L	20.0		82.6	16-148	9.79	30	
1,1-Dichloroethane	**21.7**	0.50	ug/L	20.0		109	67-120	7.75	30	
1,2-Dichloroethane (EDC)	**17.9**	0.50	ug/L	20.0		89.5	57-156	6.16	30	
1,1-Dichloroethylene	**20.9**	0.50	ug/L	20.0		105	50-149	2.41	30	
trans-1,2-Dichloroethylene	**21.8**	0.50	ug/L	20.0		109	66-126	0.412	30	
cis-1,2-Dichloroethylene	**23.0**	0.50	ug/L	20.0		115	70-124	2.61	30	
1,2-Dichloropropane	**23.8**	0.50	ug/L	20.0		119	53-139	4.65	30	
2,2-Dichloropropane	**18.0**	0.50	ug/L	20.0		89.8	44-162	4.89	30	
1,3-Dichloropropane	**20.6**	0.50	ug/L	20.0		103	79-113	17.6	30	
cis-1,3-Dichloropropylene	**22.6**	0.50	ug/L	20.0		113	67-127	3.10	30	
trans-1,3-Dichloropropylene	**19.0**	0.50	ug/L	20.0		95.2	76-121	14.2	30	
1,1-Dichloropropylene	**21.1**	0.50	ug/L	20.0		106	84-124	2.75	30	

Viorel Vasile
Operations Manager

LABORATORY ANALYSIS RESULTS

Client: The Source Group, Inc. (SH)
Project No: 04-NDLA-013
Project Name: DFSP Norwalk GW Sampling

AA Project No: A5334727
Date Received: 11/08/22
Date Reported: 12/02/22

Analyte	Result	Reporting Limit	Units	Spike Level	Source Result	%REC	%REC Limits	RPD	RPD Limit	Notes
VOCs & OXYGENATES by GC/MS - Quality Control										
Batch B2K1002 - EPA 5030B										
LCS Dup (B2K1002-BSD1) Continued				Prepared & Analyzed: 11/10/22						
Diisopropyl ether (DIPE)	**23.6**	2.0	ug/L	20.0		118	51-136	0.169	30	
Ethylbenzene	**20.8**	0.50	ug/L	20.0		104	86-124	4.41	30	
Ethyl-tert-Butyl Ether (ETBE)	**20.3**	2.0	ug/L	20.0		102	62-136	2.24	30	
Hexachlorobutadiene	**15.2**	1.0	ug/L	20.0		76.0	76-140	0.197	30	
2-Hexanone (MBK)	**16.4**	10	ug/L	20.0		82.2	52-123	36.5	30	QR-02
Isopropylbenzene	**21.8**	0.50	ug/L	20.0		109	70-130	5.28	30	
4-Isopropyltoluene	**21.6**	1.0	ug/L	20.0		108	70-130	0.185	30	
Methyl-tert-Butyl Ether (MTBE)	**40.5**	1.2	ug/L	40.0		101	58-144	11.4	30	
Methylene Chloride	**24.3**	5.0	ug/L	20.0		121	50-135	1.75	30	
4-Methyl-2-pentanone (MIBK)	**20.0**	10	ug/L	20.0		100	49-139	28.8	30	
Naphthalene	**23.0**	2.0	ug/L	20.0		115	74-128	22.5	30	
n-Propylbenzene	**21.5**	0.50	ug/L	20.0		108	70-130	4.63	30	
Styrene	**21.7**	0.50	ug/L	20.0		108	84-123	10.4	30	
1,1,1,2-Tetrachloroethane	**20.0**	0.50	ug/L	20.0		99.8	70-130	8.68	30	
1,1,2,2-Tetrachloroethane	**22.8**	0.50	ug/L	20.0		114	58-126	22.8	30	
Tetrachloroethylene (PCE)	**18.3**	0.50	ug/L	20.0		91.6	70-130	6.07	30	
Toluene	**20.9**	0.50	ug/L	20.0		105	83-118	1.64	30	
1,2,3-Trichlorobenzene	**19.4**	0.50	ug/L	20.0		96.9	77-134	15.8	30	
1,2,4-Trichlorobenzene	**19.6**	0.50	ug/L	20.0		98.1	84-128	15.4	30	
1,1,1-Trichloroethane	**19.0**	0.50	ug/L	20.0		95.2	66-158	3.46	30	
1,1,2-Trichloroethane	**21.4**	0.50	ug/L	20.0		107	75-115	12.8	30	
Trichloroethylene (TCE)	**21.7**	0.50	ug/L	20.0		109	82-128	1.60	30	
Trichlorofluoromethane (R11)	**16.7**	0.50	ug/L	20.0		83.5	65-137	9.63	30	
1,2,3-Trichloropropane	**19.5**	0.50	ug/L	20.0		97.6	68-123	27.6	30	
1,1,2-Trichloro-1,2,2-trifluoroethane (R113)	**20.9**	0.50	ug/L	20.0		104	62-130	8.76	30	
1,3,5-Trimethylbenzene	**21.3**	0.50	ug/L	20.0		106	70-130	1.31	30	
1,2,4-Trimethylbenzene	**20.9**	0.50	ug/L	20.0		105	70-130	0.904	30	
Vinyl chloride	**21.2**	0.50	ug/L	20.0		106	51-151	6.40	30	
o-Xylene	**23.0**	0.50	ug/L	20.0		115	70-130	6.17	30	
m,p-Xylenes	**43.8**	1.0	ug/L	40.0		109	70-130	4.41	30	

Viorel Vasile
Operations Manager

LABORATORY ANALYSIS RESULTS

Client: The Source Group, Inc. (SH)
Project No: 04-NDLA-013
Project Name: DFSP Norwalk GW Sampling

AA Project No: A5334727
Date Received: 11/08/22
Date Reported: 12/02/22

Analyte	Result	Reporting Limit	Units	Spike Level	Source Result	%REC	%REC Limits	RPD	RPD Limit	Notes
VOCs & OXYGENATES by GC/MS - Quality Control										
Batch B2K1002 - EPA 5030B										
LCS Dup (B2K1002-BSD1) Continued				Prepared & Analyzed: 11/10/22						
Surrogate: 4-Bromofluorobenzene	*49.1*		*ug/L*	*50.0*		*98.2*	*80-129*			
Surrogate: Dibromofluoromethane	*58.9*		*ug/L*	*50.0*		*118*	*68-137*			
Surrogate: Toluene-d8	*50.1*		*ug/L*	*50.0*		*100*	*83-134*			
Matrix Spike (B2K1002-MS1)		**Source: 2K08012-02**		Prepared & Analyzed: 11/10/22						
Acetone	**36.4**	10	ug/L	20.0	12.8	118	11-169			
tert-Amyl-Methyl Ether (TAME)	**20.2**	2.0	ug/L	20.0	<2.0	101	66-133			
Benzene	**24.1**	0.50	ug/L	20.0	<0.50	120	56-135			
Bromobenzene	**21.2**	0.50	ug/L	20.0	<0.50	106	70-130			
Bromochloromethane	**22.6**	0.50	ug/L	20.0	<0.50	113	74-125			
Bromodichloromethane	**21.2**	0.50	ug/L	20.0	<0.50	106	68-144			
Bromoform	**19.6**	0.50	ug/L	20.0	<0.50	98.2	68-151			
Bromomethane	**17.2**	0.50	ug/L	20.0	<0.50	85.8	54-142			
2-Butanone (MEK)	**23.6**	10	ug/L	20.0	<10	118	62-145			
tert-Butyl Alcohol (TBA)	**86.6**	10	ug/L	100	<10	86.6	73-162			
sec-Butylbenzene	**22.2**	0.50	ug/L	20.0	<0.50	111	84-145			
tert-Butylbenzene	**22.9**	0.50	ug/L	20.0	<0.50	114	70-130			
n-Butylbenzene	**23.1**	0.50	ug/L	20.0	<0.50	115	70-130			
Carbon Disulfide	**23.5**	0.50	ug/L	20.0	0.580	114	28-151			
Carbon Tetrachloride	**20.2**	0.50	ug/L	20.0	<0.50	101	58-164			
Chlorobenzene	**21.5**	0.50	ug/L	20.0	<0.50	107	70-130			
Chloroethane	**20.6**	0.50	ug/L	20.0	<0.50	103	42-164			
Chloroform	**20.6**	0.50	ug/L	20.0	<0.50	103	65-138			
Chloromethane	**20.9**	0.50	ug/L	20.0	<0.50	105	50-152			
2-Chlorotoluene	**20.9**	0.50	ug/L	20.0	<0.50	104	70-130			
4-Chlorotoluene	**20.8**	0.50	ug/L	20.0	<0.50	104	70-130			
1,2-Dibromo-3-chloropropane	**18.7**	1.0	ug/L	20.0	<1.0	93.6	53-161			
Dibromochloromethane	**20.4**	0.50	ug/L	20.0	<0.50	102	70-130			
1,2-Dibromoethane (EDB)	**20.4**	0.50	ug/L	20.0	<0.50	102	76-130			
Dibromomethane	**21.0**	0.50	ug/L	20.0	<0.50	105	62-135			
1,3-Dichlorobenzene	**20.8**	0.50	ug/L	20.0	<0.50	104	70-130			
1,2-Dichlorobenzene	**21.6**	0.50	ug/L	20.0	<0.50	108	70-130			
1,4-Dichlorobenzene	**20.7**	0.50	ug/L	20.0	<0.50	103	70-130			

Viorel Vasile
Operations Manager

LABORATORY ANALYSIS RESULTS

Client: The Source Group, Inc. (SH)
Project No: 04-NDLA-013
Project Name: DFSP Norwalk GW Sampling

AA Project No: A5334727
Date Received: 11/08/22
Date Reported: 12/02/22

Analyte	Result	Reporting Limit	Units	Spike Level	Source Result	%REC	%REC Limits	RPD	RPD Limit	Notes
VOCs & OXYGENATES by GC/MS - Quality Control										
Batch B2K1002 - EPA 5030B										
Matrix Spike (B2K1002-MS1) Continued Source: 2K08012-02 Prepared & Analyzed: 11/10/22										
Dichlorodifluoromethane (R12)	**17.6**	0.50	ug/L	20.0	<0.50	87.9	17-153			
1,1-Dichloroethane	**22.4**	0.50	ug/L	20.0	<0.50	112	55-131			
1,2-Dichloroethane (EDC)	**18.1**	0.50	ug/L	20.0	<0.50	90.6	52-168			
1,1-Dichloroethylene	**23.0**	0.50	ug/L	20.0	<0.50	115	51-140			
trans-1,2-Dichloroethylene	**23.1**	0.50	ug/L	20.0	<0.50	116	59-127			
cis-1,2-Dichloroethylene	**24.5**	0.50	ug/L	20.0	<0.50	122	70-130			
1,2-Dichloropropane	**23.8**	0.50	ug/L	20.0	<0.50	119	52-142			
2,2-Dichloropropane	**18.6**	0.50	ug/L	20.0	<0.50	93.0	36-168			
1,3-Dichloropropane	**19.7**	0.50	ug/L	20.0	<0.50	98.6	80-121			
cis-1,3-Dichloropropylene	**22.4**	0.50	ug/L	20.0	<0.50	112	66-130			
trans-1,3-Dichloropropylene	**18.6**	0.50	ug/L	20.0	<0.50	93.2	78-130			
1,1-Dichloropropylene	**22.3**	0.50	ug/L	20.0	<0.50	112	76-132			
Diisopropyl ether (DIPE)	**23.9**	2.0	ug/L	20.0	<2.0	120	52-138			
Ethylbenzene	**21.7**	0.50	ug/L	20.0	<0.50	108	86-128			
Ethyl-tert-Butyl Ether (ETBE)	**21.0**	2.0	ug/L	20.0	<2.0	105	64-137			
Hexachlorobutadiene	**16.3**	1.0	ug/L	20.0	<1.0	81.3	70-130			
2-Hexanone (MBK)	**15.3**	10	ug/L	20.0	<10	76.6	52-141			
Isopropylbenzene	**22.2**	0.50	ug/L	20.0	<0.50	111	70-130			
4-Isopropyltoluene	**21.9**	1.0	ug/L	20.0	<1.0	110	83-149			
Methyl-tert-Butyl Ether (MTBE)	**40.6**	1.2	ug/L	40.0	<1.2	102	56-150			
Methylene Chloride	**24.4**	5.0	ug/L	20.0	<5.0	122	70-130			
4-Methyl-2-pentanone (MIBK)	**19.1**	10	ug/L	20.0	<10	95.6	60-148			
Naphthalene	**22.0**	2.0	ug/L	20.0	<2.0	110	70-130			
n-Propylbenzene	**22.1**	0.50	ug/L	20.0	<0.50	111	70-130			
Styrene	**21.5**	0.50	ug/L	20.0	<0.50	108	65-141			
1,1,1,2-Tetrachloroethane	**20.5**	0.50	ug/L	20.0	<0.50	103	70-130			
1,1,2,2-Tetrachloroethane	**21.7**	0.50	ug/L	20.0	<0.50	108	62-134			
Tetrachloroethylene (PCE)	**20.1**	0.50	ug/L	20.0	<0.50	100	70-130			
Toluene	**21.6**	0.50	ug/L	20.0	<0.50	108	81-123			
1,2,3-Trichlorobenzene	**19.2**	0.50	ug/L	20.0	<0.50	96.2	73-144			
1,2,4-Trichlorobenzene	**20.2**	0.50	ug/L	20.0	<0.50	101	80-137			
1,1,1-Trichloroethane	**20.5**	0.50	ug/L	20.0	<0.50	102	62-164			

Viorel Vasile
Operations Manager

LABORATORY ANALYSIS RESULTS

Client: The Source Group, Inc. (SH)
Project No: 04-NDLA-013
Project Name: DFSP Norwalk GW Sampling

AA Project No: A5334727
Date Received: 11/08/22
Date Reported: 12/02/22

Analyte	Result	Reporting Limit	Units	Spike Level	Source Result	%REC	%REC Limits	RPD	RPD Limit	Notes
VOCs & OXYGENATES by GC/MS - Quality Control										
Batch B2K1002 - EPA 5030B										
Matrix Spike (B2K1002-MS1) Continued Source: 2K08012-02 Prepared & Analyzed: 11/10/22										
1,1,2-Trichloroethane	**21.6**	0.50	ug/L	20.0	<0.50	108	76-122			
Trichloroethylene (TCE)	**22.5**	0.50	ug/L	20.0	<0.50	112	72-136			
Trichlorofluoromethane (R11)	**18.1**	0.50	ug/L	20.0	<0.50	90.6	59-144			
1,2,3-Trichloropropane	**18.4**	0.50	ug/L	20.0	<0.50	92.2	69-135			
1,1,2-Trichloro-1,2,2-trifluoroethane (R113)	**21.8**	0.50	ug/L	20.0	<0.50	109	62-126			
1,3,5-Trimethylbenzene	**21.5**	0.50	ug/L	20.0	<0.50	107	70-130			
1,2,4-Trimethylbenzene	**21.3**	0.50	ug/L	20.0	<0.50	106	89-134			
Vinyl chloride	**23.0**	0.50	ug/L	20.0	<0.50	115	54-150			
o-Xylene	**23.3**	0.50	ug/L	20.0	<0.50	116	70-130			
m,p-Xylenes	**45.1**	1.0	ug/L	40.0	<1.0	113	70-130			
Surrogate: 4-Bromofluorobenzene	*49.1*		*ug/L*	*50.0*		*98.3*	*80-129*			
Surrogate: Dibromofluoromethane	*57.8*		*ug/L*	*50.0*		*116*	*68-137*			
Surrogate: Toluene-d8	*50.7*		*ug/L*	*50.0*		*101*	*83-134*			
Matrix Spike Dup (B2K1002-MSD1) Source: 2K08012-02 Prepared & Analyzed: 11/10/22										
Acetone	**32.1**	10	ug/L	20.0	12.8	96.7	11-169	12.5	30	
tert-Amyl-Methyl Ether (TAME)	**20.7**	2.0	ug/L	20.0	<2.0	104	66-133	2.74	30	
Benzene	**23.6**	0.50	ug/L	20.0	<0.50	118	56-135	2.14	30	
Bromobenzene	**21.6**	0.50	ug/L	20.0	<0.50	108	70-130	1.50	30	
Bromochloromethane	**23.5**	0.50	ug/L	20.0	<0.50	117	74-125	3.64	30	
Bromodichloromethane	**21.4**	0.50	ug/L	20.0	<0.50	107	68-144	0.658	30	
Bromoform	**20.9**	0.50	ug/L	20.0	<0.50	104	68-151	6.22	30	
Bromomethane	**17.7**	0.50	ug/L	20.0	<0.50	88.4	54-142	2.98	30	
2-Butanone (MEK)	**23.0**	10	ug/L	20.0	<10	115	62-145	2.49	30	
tert-Butyl Alcohol (TBA)	**102**	10	ug/L	100	<10	102	73-162	16.0	30	
sec-Butylbenzene	**22.3**	0.50	ug/L	20.0	<0.50	112	84-145	0.494	30	
tert-Butylbenzene	**23.0**	0.50	ug/L	20.0	<0.50	115	70-130	0.697	30	
n-Butylbenzene	**23.1**	0.50	ug/L	20.0	<0.50	115	70-130	0.0867	30	
Carbon Disulfide	**23.1**	0.50	ug/L	20.0	0.580	113	28-151	1.55	30	
Carbon Tetrachloride	**19.7**	0.50	ug/L	20.0	<0.50	98.4	58-164	2.66	30	
Chlorobenzene	**21.4**	0.50	ug/L	20.0	<0.50	107	70-130	0.513	30	

Viorel Vasile
Operations Manager

LABORATORY ANALYSIS RESULTS

Client: The Source Group, Inc. (SH)
Project No: 04-NDLA-013
Project Name: DFSP Norwalk GW Sampling

AA Project No: A5334727
Date Received: 11/08/22
Date Reported: 12/02/22

Analyte	Result	Reporting Limit	Units	Spike Level	Source Result	%REC	%REC Limits	RPD	RPD Limit	Notes
VOCs & OXYGENATES by GC/MS - Quality Control										
Batch B2K1002 - EPA 5030B										
Matrix Spike Dup (B2K1002-MSD1) Continued	**Source: 2K08012-02** Prepared & Analyzed: 11/10/22									
Chloroethane	**20.3**	0.50	ug/L	20.0	<0.50	101	42-164	1.81	30	
Chloroform	**20.3**	0.50	ug/L	20.0	<0.50	101	65-138	1.52	30	
Chloromethane	**19.3**	0.50	ug/L	20.0	<0.50	96.7	50-152	7.90	30	
2-Chlorotoluene	**21.1**	0.50	ug/L	20.0	<0.50	106	70-130	1.09	30	
4-Chlorotoluene	**21.2**	0.50	ug/L	20.0	<0.50	106	70-130	1.91	30	
1,2-Dibromo-3-chloropropane	**21.5**	1.0	ug/L	20.0	<1.0	108	53-161	14.0	30	
Dibromochloromethane	**21.9**	0.50	ug/L	20.0	<0.50	109	70-130	7.20	30	
1,2-Dibromoethane (EDB)	**22.5**	0.50	ug/L	20.0	<0.50	112	76-130	9.66	30	
Dibromomethane	**22.2**	0.50	ug/L	20.0	<0.50	111	62-135	5.46	30	
1,3-Dichlorobenzene	**21.4**	0.50	ug/L	20.0	<0.50	107	70-130	2.84	30	
1,2-Dichlorobenzene	**22.6**	0.50	ug/L	20.0	<0.50	113	70-130	4.39	30	
1,4-Dichlorobenzene	**20.9**	0.50	ug/L	20.0	<0.50	105	70-130	1.20	30	
Dichlorodifluoromethane (R12)	**17.1**	0.50	ug/L	20.0	<0.50	85.4	17-153	2.94	30	
1,1-Dichloroethane	**22.0**	0.50	ug/L	20.0	<0.50	110	55-131	1.98	30	
1,2-Dichloroethane (EDC)	**18.1**	0.50	ug/L	20.0	<0.50	90.6	52-168	0.110	30	
1,1-Dichloroethylene	**22.4**	0.50	ug/L	20.0	<0.50	112	51-140	2.29	30	
trans-1,2-Dichloroethylene	**23.5**	0.50	ug/L	20.0	<0.50	118	59-127	1.76	30	
cis-1,2-Dichloroethylene	**24.0**	0.50	ug/L	20.0	<0.50	120	70-130	2.15	30	
1,2-Dichloropropane	**23.6**	0.50	ug/L	20.0	<0.50	118	52-142	0.929	30	
2,2-Dichloropropane	**18.5**	0.50	ug/L	20.0	<0.50	92.3	36-168	0.756	30	
1,3-Dichloropropane	**20.6**	0.50	ug/L	20.0	<0.50	103	80-121	4.17	30	
cis-1,3-Dichloropropylene	**22.6**	0.50	ug/L	20.0	<0.50	113	66-130	1.02	30	
trans-1,3-Dichloropropylene	**19.9**	0.50	ug/L	20.0	<0.50	99.6	78-130	6.74	30	
1,1-Dichloropropylene	**22.2**	0.50	ug/L	20.0	<0.50	111	76-132	0.269	30	
Diisopropyl ether (DIPE)	**24.1**	2.0	ug/L	20.0	<2.0	121	52-138	0.916	30	
Ethylbenzene	**21.5**	0.50	ug/L	20.0	<0.50	108	86-128	0.694	30	
Ethyl-tert-Butyl Ether (ETBE)	**21.4**	2.0	ug/L	20.0	<2.0	107	64-137	1.56	30	
Hexachlorobutadiene	**16.5**	1.0	ug/L	20.0	<1.0	82.3	70-130	1.22	30	
2-Hexanone (MBK)	**17.5**	10	ug/L	20.0	<10	87.4	52-141	13.1	30	
Isopropylbenzene	**22.3**	0.50	ug/L	20.0	<0.50	111	70-130	0.540	30	
4-Isopropyltoluene	**22.2**	1.0	ug/L	20.0	<1.0	111	83-149	1.36	30	

Viorel Vasile
Operations Manager

LABORATORY ANALYSIS RESULTS

Client: The Source Group, Inc. (SH)
Project No: 04-NDLA-013
Project Name: DFSP Norwalk GW Sampling

AA Project No: A5334727
Date Received: 11/08/22
Date Reported: 12/02/22

Analyte	Result	Reporting Limit	Units	Spike Level	Source Result	%REC	%REC Limits	RPD	RPD Limit	Notes
VOCs & OXYGENATES by GC/MS - Quality Control										
Batch B2K1002 - EPA 5030B										
Matrix Spike Dup (B2K1002-MSD1) Continued				**Source: 2K08012-02**	Prepared & Analyzed: 11/10/22					
Methyl-tert-Butyl Ether (MTBE)	**43.1**	1.2	ug/L	40.0	<1.2	108	56-150	5.83	30	
Methylene Chloride	**24.4**	5.0	ug/L	20.0	<5.0	122	70-130	0.410	30	
4-Methyl-2-pentanone (MIBK)	**21.2**	10	ug/L	20.0	<10	106	60-148	10.2	30	
Naphthalene	**25.3**	2.0	ug/L	20.0	<2.0	126	70-130	13.7	30	
n-Propylbenzene	**22.3**	0.50	ug/L	20.0	<0.50	112	70-130	0.855	30	
Styrene	**21.2**	0.50	ug/L	20.0	<0.50	106	65-141	1.41	30	
1,1,1,2-Tetrachloroethane	**21.0**	0.50	ug/L	20.0	<0.50	105	70-130	2.22	30	
1,1,2,2-Tetrachloroethane	**23.2**	0.50	ug/L	20.0	<0.50	116	62-134	6.91	30	
Tetrachloroethylene (PCE)	**20.1**	0.50	ug/L	20.0	<0.50	100	70-130	0.0997	30	
Toluene	**21.4**	0.50	ug/L	20.0	<0.50	107	81-123	0.978	30	
1,2,3-Trichlorobenzene	**20.8**	0.50	ug/L	20.0	<0.50	104	73-144	7.55	30	
1,2,4-Trichlorobenzene	**21.0**	0.50	ug/L	20.0	<0.50	105	80-137	3.89	30	
1,1,1-Trichloroethane	**19.7**	0.50	ug/L	20.0	<0.50	98.7	62-164	3.58	30	
1,1,2-Trichloroethane	**22.6**	0.50	ug/L	20.0	<0.50	113	76-122	4.53	30	
Trichloroethylene (TCE)	**22.3**	0.50	ug/L	20.0	<0.50	112	72-136	0.715	30	
Trichlorofluoromethane (R11)	**17.6**	0.50	ug/L	20.0	<0.50	87.8	59-144	3.14	30	
1,2,3-Trichloropropane	**20.6**	0.50	ug/L	20.0	<0.50	103	69-135	10.8	30	
1,1,2-Trichloro-1,2,2-trifluoroethane (R113)	**21.9**	0.50	ug/L	20.0	<0.50	110	62-126	0.733	30	
1,3,5-Trimethylbenzene	**21.5**	0.50	ug/L	20.0	<0.50	107	70-130	0.00	30	
1,2,4-Trimethylbenzene	**21.2**	0.50	ug/L	20.0	<0.50	106	89-134	0.612	30	
Vinyl chloride	**21.4**	0.50	ug/L	20.0	<0.50	107	54-150	7.39	30	
o-Xylene	**23.2**	0.50	ug/L	20.0	<0.50	116	70-130	0.344	30	
m,p-Xylenes	**44.8**	1.0	ug/L	40.0	<1.0	112	70-130	0.556	30	
Surrogate: 4-Bromofluorobenzene	*48.7*		*ug/L*	*50.0*		*97.4*	*80-129*			
Surrogate: Dibromofluoromethane	*55.8*		*ug/L*	*50.0*		*112*	*68-137*			
Surrogate: Toluene-d8	*49.0*		*ug/L*	*50.0*		*98.0*	*83-134*			
Diesel Range Organics by GC/FID - Quality Control										
Batch B2K0920 - EPA 3510C										
Blank (B2K0920-BLK1)					Prepared: 11/09/22 Analyzed: 11/15/22					

Viorel Vasile
Operations Manager

LABORATORY ANALYSIS RESULTS

Client: The Source Group, Inc. (SH)
Project No: 04-NDLA-013
Project Name: DFSP Norwalk GW Sampling

AA Project No: A5334727
Date Received: 11/08/22
Date Reported: 12/02/22

Analyte	Result	Reporting Limit	Units	Spike Level	Source Result	%REC	%REC Limits	RPD	RPD Limit	Notes
Diesel Range Organics by GC/FID - Quality Control										
Batch B2K0920 - EPA 3510C										
Blank (B2K0920-BLK1) Continued				Prepared: 11/09/22 Analyzed: 11/15/22						
Diesel Range Organics as Diesel	<0.10	0.10	mg/L							
Surrogate: o-Terphenyl	*0.0271*		*mg/L*	*0.0400*		*67.7*	*50-150*			
LCS (B2K0920-BS1)				Prepared: 11/09/22 Analyzed: 11/15/22						
Diesel Range Organics as Diesel	**0.717**	0.10	mg/L	0.800		89.7	36-132			
Surrogate: o-Terphenyl	*0.0334*		*mg/L*	*0.0400*		*83.5*	*50-150*			
LCS Dup (B2K0920-BSD1)				Prepared: 11/09/22 Analyzed: 11/15/22						
Diesel Range Organics as Diesel	**0.693**	0.10	mg/L	0.800		86.6	36-132	3.44	30	
Surrogate: o-Terphenyl	*0.0318*		*mg/L*	*0.0400*		*79.6*	*50-150*			
Batch B2K1425 - EPA 3510C										
Blank (B2K1425-BLK1)				Prepared: 11/14/22 Analyzed: 11/21/22						
Diesel Range Organics as Diesel	<0.10	0.10	mg/L							
Surrogate: o-Terphenyl	*0.0250*		*mg/L*	*0.0400*		*62.4*	*50-150*			
LCS (B2K1425-BS1)				Prepared: 11/14/22 Analyzed: 11/21/22						
Diesel Range Organics as Diesel	**0.655**	0.10	mg/L	0.800		81.9	36-132			
Surrogate: o-Terphenyl	*0.0292*		*mg/L*	*0.0400*		*73.0*	*50-150*			
LCS Dup (B2K1425-BSD1)				Prepared: 11/14/22 Analyzed: 11/21/22						
Diesel Range Organics as Diesel	**0.748**	0.10	mg/L	0.800		93.5	36-132	13.3	30	
Surrogate: o-Terphenyl	*0.0339*		*mg/L*	*0.0400*		*84.9*	*50-150*			
Gasoline Range Organics by GC/FID - Quality Control										
*Batch B2K1001 - *** DEFAULT PREP ****										
Blank (B2K1001-BLK1)				Prepared & Analyzed: 11/10/22						
Gasoline Range Organics (GRO)	<100	100	ug/L							
Surrogate: a,a,a-Trifluorotoluene	*47.5*		*ug/L*	*50.0*		*95.1*	*80-120*			
LCS (B2K1001-BS1)				Prepared & Analyzed: 11/10/22						
Gasoline Range Organics (GRO)	**538**	100	ug/L	500		108	75-125		30	
Surrogate: a,a,a-Trifluorotoluene	*59.9*		*ug/L*	*50.0*		*120*	*80-120*			
LCS Dup (B2K1001-BSD1)				Prepared & Analyzed: 11/10/22						

Viorel Vasile
Operations Manager

LABORATORY ANALYSIS RESULTS

Client: The Source Group, Inc. (SH)
Project No: 04-NDLA-013
Project Name: DFSP Norwalk GW Sampling

AA Project No: A5334727
Date Received: 11/08/22
Date Reported: 12/02/22

Analyte	Result	Reporting Limit	Units	Spike Level	Source Result	%REC	%REC Limits	RPD	RPD Limit	Notes
Gasoline Range Organics by GC/FID - Quality Control										
*Batch B2K1001 - *** DEFAULT PREP ****										
LCS Dup (B2K1001-BSD1) Continued				Prepared & Analyzed: 11/10/22						
Gasoline Range Organics (GRO)	**486**	100	ug/L	500		97.3	75-125	10.0	30	
Surrogate: a,a,a-Trifluorotoluene	*50.2*		*ug/L*	*50.0*		*100*	*80-120*			
Matrix Spike (B2K1001-MS1)			**Source: 2K08013-08**	Prepared & Analyzed: 11/10/22						
Gasoline Range Organics (GRO)	**435**	100	ug/L	500		87.0	70-130		30	
Surrogate: a,a,a-Trifluorotoluene	*56.3*		*ug/L*	*50.0*		*113*	*80-120*			
Matrix Spike Dup (B2K1001-MSD1)			**Source: 2K08013-08**	Prepared & Analyzed: 11/10/22						
Gasoline Range Organics (GRO)	**545**	100	ug/L	500		109	70-130	22.4	30	
Surrogate: a,a,a-Trifluorotoluene	*50.1*		*ug/L*	*50.0*		*100*	*80-120*			

Viorel Vasile
Operations Manager

LABORATORY ANALYSIS RESULTS

Client:	The Source Group, Inc. (SH)	**AA Project No:**	A5334727
Project No:	04-NDLA-013	**Date Received:**	11/08/22
Project Name:	DFSP Norwalk GW Sampling	**Date Reported:**	12/02/22

Special Notes

[1] = **QR-02** : The RPD result exceeded the QC control limits; however, both percent recoveries were acceptable. Sample results for the QC batch were accepted based on percent recoveries and completeness of QC data.

[2] = **S-09** : Surrogate recovery is slightly outside of the lower control limit, therefore the reported concentration may be biased low.

Viorel Vasile
Operations Manager

AMERICAN ANALYTICS CHAIN-OF-CUSTODY RECORD

9765 ETON AVE., CHATSWORTH, CA 91311
Tel: 818-998-5547 FAX: 818-998-7258

A.A. COC No.: 2565
20201321
Page 1 of 1

Client: APEX	**Project Name / No.:** DFSP Norwalk	**Sampler's Name:** DAWN Webber
Project Manager: DAN SWENSSON	**Site Address:** 15306 Norwalk Blvd	**Sampler's Signature:**
Phone: 562-597-1055	**City:** Norwalk	**P.O. No.:** —
Fax: 562-797-1070	**State & Zip:** CA 90650	**Quote No.:** —

TAT Turnaround Codes **

(1) = Same Day Rush
(2) = 24 Hour Rush
(3) = 48 Hour Rush
(4) = 72 Hour Rush
(5) = 5 Day Rush
X = 10 Working Days (Standard TAT)

ANALYSIS REQUESTED (Test Name)

Client I.D.	A.A. I.D.	Date	Time	Sample Matrix	No. of Cont	8260B	8015m D	8015 TPH-G								Special Instructions
						Please enter the TAT Turnaround Codes ** below										
QCTB-1	2K08012-01	11-7-22	600	GW	2	X										
GW-8	-02	11-7-22	820	GW	6	X	X	X								
TF-3	-03	11-7-22	902	GW	6	X	X	X								
DUP-1	-04	11-7-22	[illegible]	GW	6	X	X	X								
MW-27	-05	11-7-22	940	GW	6	X	X	X								
GMW-41	-06	11-7-22	1012	GW	6	X	X	X								
GMW-18	-07	11-7-22	1045	GW	6	X	X	X								
GMW-15	-08	11-7-22	1117	GW	6	X	X	X								
GW-14R	-09	11-7-22	1150	GW	6	X	X	X								
TF-23	-10	11-7-22	1222	GW	6	X	X	X								'22 NOV 8 17:20
TF-21	-11	11-7-22	1255	GW	6	X	X	X								
MW-13	-12	11-7-22	140	GW	6	X	X	X								
QCEB-1	-13	11-7-22	150	GW	3	X	X									

For Laboratory Use

REVIEWED
Date 11/9/22 Time 1000
TAT N Days Sign:

A.A. Project No.: AS334727 / 2K08012

Relinquished by	Date	Time	Received by
	11-8-22	1346	
Relinquished by	Date	Time	Received by
	11/8/22	1620	
Relinquished by	Date	Time	Received by

Note: By relinquishing samples to American Analytics, client agrees to pay for the services requested on this chain of custody form and any additional client-requested analyses performed on this project. Payment for services is due within 30 days from the date of invoice. Sample(s) will be disposed of after 45 days following the submittal of the sample(s) to American Analytics.

AMERICAN ANALYTICS

9765 Eton Avenue
Chatsworth
California 91311
Tel: (818) 998-5547
Fax: (818) 998-7258

December 02, 2022

Neil Irish

The Source Group, Inc. (SH)

1962 Freeman Ave.

Signal Hill, CA 90755

Re : DFSP Norwalk GW Sampling / 04-NDLA-013

A5334728 / 2K08013

Enclosed is an analytical report for the above-referenced project. The samples included in this report were received on 11/08/22 17:20 and analyzed in accordance with the attached chain-of-custody.

Unless otherwise noted, all analytical testing was accomplished in accordance with the guidelines established in our Quality Assurance Program Manual, applicable standard operating procedures, and other related documentation. The results in this analytical report are limited to the samples tested and any reproduction thereof must be made in its entirety.

If you have any questions regarding this report or require additional information please call me at American Analytics.

Sincerely,

Viorel Vasile

Operations Manager

LABORATORY ANALYSIS RESULTS

Client: The Source Group, Inc. (SH)
Project No: 04-NDLA-013
Project Name: DFSP Norwalk GW Sampling

AA Project No: A5334728
Date Received: 11/08/22
Date Reported: 12/02/22

Sample ID	Laboratory ID	Matrix	TAT	Date Sampled	Date Received
8260B+OXY+TPHG					
QCTB-1	2K08013-01	Water	5	11/08/22 06:00	11/08/22 17:20
QCEB-1	2K08013-07	Water	5	11/08/22 11:45	11/08/22 17:20
8260B+OXYGENATES					
GW-16	2K08013-02	Water	5	11/08/22 08:40	11/08/22 17:20
GMW-47	2K08013-03	Water	5	11/08/22 09:30	11/08/22 17:20
DUP-7	2K08013-04	Water	5	11/08/22 00:00	11/08/22 17:20
GMW-45	2K08013-05	Water	5	11/08/22 10:09	11/08/22 17:20
TF-15	2K08013-06	Water	5	11/08/22 11:50	11/08/22 17:20
TF-24	2K08013-08	Water	5	11/08/22 10:50	11/08/22 17:20
Diesel Range Organics 8015M					
GW-16	2K08013-02	Water	5	11/08/22 08:40	11/08/22 17:20
GMW-47	2K08013-03	Water	5	11/08/22 09:30	11/08/22 17:20
DUP-7	2K08013-04	Water	5	11/08/22 00:00	11/08/22 17:20
GMW-45	2K08013-05	Water	5	11/08/22 10:09	11/08/22 17:20
TF-15	2K08013-06	Water	5	11/08/22 11:50	11/08/22 17:20
QCEB-1	2K08013-07	Water	5	11/08/22 11:45	11/08/22 17:20
TF-24	2K08013-08	Water	5	11/08/22 10:50	11/08/22 17:20

Viorel Vasile
Operations Manager

LABORATORY ANALYSIS RESULTS

Client: The Source Group, Inc. (SH)
Project No: 04-NDLA-013
Project Name: DFSP Norwalk GW Sampling

AA Project No: A5334728
Date Received: 11/08/22
Date Reported: 12/02/22

Sample ID	Laboratory ID	Matrix	TAT	Date Sampled	Date Received
Gasoline Range Organics 8015M					
GW-16	2K08013-02	Water	5	11/08/22 08:40	11/08/22 17:20
GMW-47	2K08013-03	Water	5	11/08/22 09:30	11/08/22 17:20
DUP-7	2K08013-04	Water	5	11/08/22 00:00	11/08/22 17:20
GMW-45	2K08013-05	Water	5	11/08/22 10:09	11/08/22 17:20
TF-15	2K08013-06	Water	5	11/08/22 11:50	11/08/22 17:20
TF-24	2K08013-08	Water	5	11/08/22 10:50	11/08/22 17:20

Viorel Vasile
Operations Manager

LABORATORY ANALYSIS RESULTS

Client:	The Source Group, Inc. (SH)	**AA Project No:**	A5334728
Project No:	04-NDLA-013	**Date Received:**	11/08/22
Project Name:	DFSP Norwalk GW Sampling	**Date Reported:**	12/02/22
Method:	VOCs, OXY & TPH Gasoline by GC/MS	**Units:**	ug/L

Date Sampled:	11/08/22	11/08/22	
Date Prepared:	11/11/22	11/11/22	
Date Analyzed:	11/11/22	11/11/22	
AA ID No:	2K08013-01	2K08013-07	
Client ID No:	QCTB-1	QCEB-1	
Matrix:	Water	Water	
Dilution Factor:	1	1	MRL
8260B+OXY+TPHG (EPA 8260B)			
Acetone	<10	**46**	10
tert-Amyl-Methyl Ether (TAME)	<2.0	<2.0	2.0
Benzene	<0.50	<0.50	0.50
Bromobenzene	<0.50	<0.50	0.50
Bromochloromethane	<0.50	<0.50	0.50
Bromodichloromethane	<0.50	<0.50	0.50
Bromoform	<0.50	<0.50	0.50
Bromomethane	<0.50	<0.50	0.50
2-Butanone (MEK)	<10	<10	10
tert-Butyl Alcohol (TBA)	<10	**95**	10
sec-Butylbenzene	<0.50	<0.50	0.50
tert-Butylbenzene	<0.50	<0.50	0.50
n-Butylbenzene	<0.50	<0.50	0.50
Carbon Disulfide	<0.50	<0.50	0.50
Carbon Tetrachloride	<0.50	<0.50	0.50
Chlorobenzene	<0.50	<0.50	0.50
Chloroethane	<0.50	<0.50	0.50
Chloroform	<0.50	<0.50	0.50
Chloromethane	<0.50	<0.50	0.50
2-Chlorotoluene	<0.50	<0.50	0.50
4-Chlorotoluene	<0.50	<0.50	0.50
1,2-Dibromo-3-chloropropane	<1.0	<1.0	1.0
Dibromochloromethane	<0.50	<0.50	0.50
1,2-Dibromoethane (EDB)	<0.50	<0.50	0.50
Dibromomethane	<0.50	<0.50	0.50
1,3-Dichlorobenzene	<0.50	<0.50	0.50
1,2-Dichlorobenzene	<0.50	<0.50	0.50

Viorel Vasile
Operations Manager

LABORATORY ANALYSIS RESULTS

Client: The Source Group, Inc. (SH)
Project No: 04-NDLA-013
Project Name: DFSP Norwalk GW Sampling
Method: VOCs, OXY & TPH Gasoline by GC/MS

AA Project No: A5334728
Date Received: 11/08/22
Date Reported: 12/02/22
Units: ug/L

Date Sampled:	11/08/22	11/08/22	
Date Prepared:	11/11/22	11/11/22	
Date Analyzed:	11/11/22	11/11/22	
AA ID No:	2K08013-01	2K08013-07	
Client ID No:	QCTB-1	QCEB-1	
Matrix:	Water	Water	
Dilution Factor:	1	1	MRL
8260B+OXY+TPHG (EPA 8260B) (continued)			
1,4-Dichlorobenzene	<0.50	<0.50	0.50
Dichlorodifluoromethane (R12)	<0.50	<0.50	0.50
1,1-Dichloroethane	<0.50	<0.50	0.50
1,2-Dichloroethane (EDC)	<0.50	<0.50	0.50
1,1-Dichloroethylene	<0.50	<0.50	0.50
trans-1,2-Dichloroethylene	<0.50	<0.50	0.50
cis-1,2-Dichloroethylene	<0.50	<0.50	0.50
1,2-Dichloropropane	<0.50	<0.50	0.50
2,2-Dichloropropane	<0.50	<0.50	0.50
1,3-Dichloropropane	<0.50	<0.50	0.50
cis-1,3-Dichloropropylene	<0.50	<0.50	0.50
trans-1,3-Dichloropropylene	<0.50	<0.50	0.50
1,1-Dichloropropylene	<0.50	<0.50	0.50
Diisopropyl ether (DIPE)	<2.0	<2.0	2.0
Ethylbenzene	<0.50	<0.50	0.50
Ethyl-tert-Butyl Ether (ETBE)	<2.0	<2.0	2.0
Gasoline Range Organics (GRO)	<100	<100	100
Hexachlorobutadiene	<1.0	<1.0	1.0
2-Hexanone (MBK)	<10	<10	10
Isopropylbenzene	<0.50	<0.50	0.50
4-Isopropyltoluene	<1.0	<1.0	1.0
Methyl-tert-Butyl Ether (MTBE)	<1.2	<1.2	1.2
Methylene Chloride	<5.0	<5.0	5.0
4-Methyl-2-pentanone (MIBK)	<10	<10	10
Naphthalene	<2.0	<2.0	2.0
n-Propylbenzene	<0.50	<0.50	0.50

Viorel Vasile
Operations Manager

LABORATORY ANALYSIS RESULTS

Client: The Source Group, Inc. (SH)
Project No: 04-NDLA-013
Project Name: DFSP Norwalk GW Sampling
Method: VOCs, OXY & TPH Gasoline by GC/MS

AA Project No: A5334728
Date Received: 11/08/22
Date Reported: 12/02/22
Units: ug/L

Date Sampled:	11/08/22	11/08/22	
Date Prepared:	11/11/22	11/11/22	
Date Analyzed:	11/11/22	11/11/22	
AA ID No:	2K08013-01	2K08013-07	
Client ID No:	QCTB-1	QCEB-1	
Matrix:	Water	Water	
Dilution Factor:	1	1	MRL
8260B+OXY+TPHG (EPA 8260B) (continued)			
Styrene	<0.50	<0.50	0.50
1,1,1,2-Tetrachloroethane	<0.50	<0.50	0.50
1,1,2,2-Tetrachloroethane	<0.50	<0.50	0.50
Tetrachloroethylene (PCE)	<0.50	<0.50	0.50
Toluene	<0.50	<0.50	0.50
1,2,3-Trichlorobenzene	<0.50	<0.50	0.50
1,2,4-Trichlorobenzene	<0.50	<0.50	0.50
1,1,1-Trichloroethane	<0.50	<0.50	0.50
1,1,2-Trichloroethane	<0.50	<0.50	0.50
Trichloroethylene (TCE)	<0.50	<0.50	0.50
Trichlorofluoromethane (R11)	<0.50	<0.50	0.50
1,2,3-Trichloropropane	<0.50	<0.50	0.50
1,1,2-Trichloro-1,2,2-trifluoroethane (R113)	<0.50	<0.50	0.50
1,3,5-Trimethylbenzene	<0.50	<0.50	0.50
1,2,4-Trimethylbenzene	<0.50	<0.50	0.50
Vinyl chloride	<0.50	<0.50	0.50
o-Xylene	<0.50	<0.50	0.50
m,p-Xylenes	<1.0	<1.0	1.0
Surrogates			**%REC Limits**
4-Bromofluorobenzene	113%	111%	80-129
Dibromofluoromethane	83%	84%	68-137
Toluene-d8	120%	118%	83-134

Viorel Vasile
Operations Manager

LABORATORY ANALYSIS RESULTS

Client:	The Source Group, Inc. (SH)	**AA Project No:**	A5334728
Project No:	04-NDLA-013	**Date Received:**	11/08/22
Project Name:	DFSP Norwalk GW Sampling	**Date Reported:**	12/02/22
Method:	VOCs & OXYGENATES by GC/MS	**Units:**	ug/L

Date Sampled:	11/08/22	11/08/22	11/08/22	11/08/22	
Date Prepared:	11/11/22	11/11/22	11/11/22	11/11/22	
Date Analyzed:	11/11/22	11/11/22	11/11/22	11/11/22	
AA ID No:	2K08013-02	2K08013-03	2K08013-04	2K08013-05	
Client ID No:	GW-16	GMW-47	DUP-7	GMW-45	
Matrix:	Water	Water	Water	Water	
Dilution Factor:	1	1	1	1	MRL
8260B+OXYGENATES (EPA 8260B)					
Acetone	<10	<10	**20**	<10	10
tert-Amyl-Methyl Ether (TAME)	<2.0	<2.0	<2.0	<2.0	2.0
Benzene	<0.50	**5.2**	**6.8**	<0.50	0.50
Bromobenzene	<0.50	<0.50	<0.50	<0.50	0.50
Bromochloromethane	<0.50	<0.50	<0.50	<0.50	0.50
Bromodichloromethane	<0.50	<0.50	<0.50	<0.50	0.50
Bromoform	<0.50	<0.50	<0.50	<0.50	0.50
Bromomethane	<0.50	<0.50	<0.50	<0.50	0.50
2-Butanone (MEK)	<10	<10	<10	<10	10
tert-Butyl Alcohol (TBA)	<10	<10	**15**	<10	10
sec-Butylbenzene	<0.50	<0.50	<0.50	<0.50	0.50
tert-Butylbenzene	<0.50	**0.68**	**0.64**	<0.50	0.50
n-Butylbenzene	<0.50	<0.50	<0.50	<0.50	0.50
Carbon Disulfide	<0.50	<0.50	<0.50	<0.50	0.50
Carbon Tetrachloride	<0.50	<0.50	<0.50	<0.50	0.50
Chlorobenzene	<0.50	<0.50	<0.50	<0.50	0.50
Chloroethane	<0.50	<0.50	<0.50	<0.50	0.50
Chloroform	<0.50	<0.50	<0.50	<0.50	0.50
Chloromethane	<0.50	<0.50	<0.50	<0.50	0.50
2-Chlorotoluene	<0.50	<0.50	<0.50	<0.50	0.50
4-Chlorotoluene	<0.50	<0.50	<0.50	<0.50	0.50
1,2-Dibromo-3-chloropropane	<1.0	<1.0	<1.0	<1.0	1.0
Dibromochloromethane	<0.50	<0.50	<0.50	<0.50	0.50
1,2-Dibromoethane (EDB)	<0.50	<0.50	<0.50	<0.50	0.50
Dibromomethane	<0.50	<0.50	<0.50	<0.50	0.50
1,3-Dichlorobenzene	<0.50	<0.50	<0.50	<0.50	0.50
1,2-Dichlorobenzene	<0.50	<0.50	<0.50	<0.50	0.50

Viorel Vasile
Operations Manager

LABORATORY ANALYSIS RESULTS

Client: The Source Group, Inc. (SH)
Project No: 04-NDLA-013
Project Name: DFSP Norwalk GW Sampling
Method: VOCs & OXYGENATES by GC/MS

AA Project No: A5334728
Date Received: 11/08/22
Date Reported: 12/02/22
Units: ug/L

Date Sampled:	11/08/22	11/08/22	11/08/22	11/08/22	
Date Prepared:	11/11/22	11/11/22	11/11/22	11/11/22	
Date Analyzed:	11/11/22	11/11/22	11/11/22	11/11/22	
AA ID No:	2K08013-02	2K08013-03	2K08013-04	2K08013-05	
Client ID No:	GW-16	GMW-47	DUP-7	GMW-45	
Matrix:	Water	Water	Water	Water	
Dilution Factor:	1	1	1	1	MRL
8260B+OXYGENATES (EPA 8260B) (continued)					
1,4-Dichlorobenzene	<0.50	<0.50	<0.50	<0.50	0.50
Dichlorodifluoromethane (R12)	<0.50	<0.50	<0.50	<0.50	0.50
1,1-Dichloroethane	<0.50	<0.50	<0.50	<0.50	0.50
1,2-Dichloroethane (EDC)	<0.50	<0.50	<0.50	<0.50	0.50
1,1-Dichloroethylene	<0.50	<0.50	<0.50	<0.50	0.50
trans-1,2-Dichloroethylene	<0.50	<0.50	<0.50	<0.50	0.50
cis-1,2-Dichloroethylene	<0.50	<0.50	<0.50	<0.50	0.50
1,2-Dichloropropane	<0.50	<0.50	<0.50	<0.50	0.50
2,2-Dichloropropane	<0.50	<0.50	<0.50	<0.50	0.50
1,3-Dichloropropane	<0.50	<0.50	<0.50	<0.50	0.50
cis-1,3-Dichloropropylene	<0.50	<0.50	<0.50	<0.50	0.50
trans-1,3-Dichloropropylene	<0.50	<0.50	<0.50	<0.50	0.50
1,1-Dichloropropylene	<0.50	<0.50	<0.50	<0.50	0.50
Diisopropyl ether (DIPE)	<2.0	<2.0	<2.0	<2.0	2.0
Ethylbenzene	<0.50	<0.50	<0.50	<0.50	0.50
Ethyl-tert-Butyl Ether (ETBE)	<2.0	<2.0	<2.0	<2.0	2.0
Hexachlorobutadiene	<1.0	<1.0	<1.0	<1.0	1.0
2-Hexanone (MBK)	<10	<10	<10	<10	10
Isopropylbenzene	<0.50	**2.6**	**2.4**	<0.50	0.50
4-Isopropyltoluene	<1.0	<1.0	<1.0	<1.0	1.0
Methyl-tert-Butyl Ether (MTBE)	<1.2	<1.2	<1.2	<1.2	1.2
Methylene Chloride	<5.0	<5.0	<5.0	<5.0	5.0
4-Methyl-2-pentanone (MIBK)	<10	<10	<10	<10	10
Naphthalene	<2.0	<2.0	<2.0	<2.0	2.0
n-Propylbenzene	<0.50	**0.97**	**0.79**	<0.50	0.50
Styrene	<0.50	<0.50	<0.50	<0.50	0.50
1,1,1,2-Tetrachloroethane	<0.50	<0.50	<0.50	<0.50	0.50

Viorel Vasile
Operations Manager

LABORATORY ANALYSIS RESULTS

Client:	The Source Group, Inc. (SH)	**AA Project No:**	A5334728
Project No:	04-NDLA-013	**Date Received:**	11/08/22
Project Name:	DFSP Norwalk GW Sampling	**Date Reported:**	12/02/22
Method:	VOCs & OXYGENATES by GC/MS	**Units:**	ug/L

Date Sampled:	11/08/22	11/08/22	11/08/22	11/08/22	
Date Prepared:	11/11/22	11/11/22	11/11/22	11/11/22	
Date Analyzed:	11/11/22	11/11/22	11/11/22	11/11/22	
AA ID No:	2K08013-02	2K08013-03	2K08013-04	2K08013-05	
Client ID No:	GW-16	GMW-47	DUP-7	GMW-45	
Matrix:	Water	Water	Water	Water	
Dilution Factor:	1	1	1	1	MRL
8260B+OXYGENATES (EPA 8260B) (continued)					
1,1,2,2-Tetrachloroethane	<0.50	<0.50	<0.50	<0.50	0.50
Tetrachloroethylene (PCE)	<0.50	<0.50	<0.50	<0.50	0.50
Toluene	<0.50	<0.50	<0.50	<0.50	0.50
1,2,3-Trichlorobenzene	<0.50	<0.50	<0.50	<0.50	0.50
1,2,4-Trichlorobenzene	<0.50	<0.50	<0.50	<0.50	0.50
1,1,1-Trichloroethane	<0.50	<0.50	<0.50	<0.50	0.50
1,1,2-Trichloroethane	<0.50	<0.50	<0.50	<0.50	0.50
Trichloroethylene (TCE)	<0.50	<0.50	<0.50	<0.50	0.50
Trichlorofluoromethane (R11)	<0.50	<0.50	<0.50	<0.50	0.50
1,2,3-Trichloropropane	<0.50	<0.50	<0.50	<0.50	0.50
1,1,2-Trichloro-1,2,2-trifluoroethane (R113)	<0.50	<0.50	<0.50	<0.50	0.50
1,3,5-Trimethylbenzene	<0.50	<0.50	<0.50	<0.50	0.50
1,2,4-Trimethylbenzene	<0.50	<0.50	<0.50	<0.50	0.50
Vinyl chloride	<0.50	<0.50	<0.50	<0.50	0.50
o-Xylene	<0.50	<0.50	<0.50	<0.50	0.50
m,p-Xylenes	<1.0	<1.0	<1.0	<1.0	1.0
Surrogates					**%REC Limits**
4-Bromofluorobenzene	107%	111%	112%	108%	80-129
Dibromofluoromethane	87%	64%	87%	88%	68-137
Toluene-d8	111%	121%	110%	115%	83-134

Viorel Vasile
Operations Manager

LABORATORY ANALYSIS RESULTS

Client:	The Source Group, Inc. (SH)	**AA Project No:**	A5334728
Project No:	04-NDLA-013	**Date Received:**	11/08/22
Project Name:	DFSP Norwalk GW Sampling	**Date Reported:**	12/02/22
Method:	VOCs & OXYGENATES by GC/MS	**Units:**	ug/L

Date Sampled:	11/08/22	11/08/22	
Date Prepared:	11/11/22	11/11/22	
Date Analyzed:	11/11/22	11/11/22	
AA ID No:	2K08013-06	2K08013-08	
Client ID No:	TF-15	TF-24	
Matrix:	Water	Water	
Dilution Factor:	1	1	MRL
8260B+OXYGENATES (EPA 8260B)			
Acetone	<10	<10	10
tert-Amyl-Methyl Ether (TAME)	<2.0	<2.0	2.0
Benzene	**3.8**	<0.50	0.50
Bromobenzene	<0.50	<0.50	0.50
Bromochloromethane	<0.50	<0.50	0.50
Bromodichloromethane	<0.50	<0.50	0.50
Bromoform	<0.50	<0.50	0.50
Bromomethane	<0.50	<0.50	0.50
2-Butanone (MEK)	<10	<10	10
tert-Butyl Alcohol (TBA)	<10	<10	10
sec-Butylbenzene	**8.1**	<0.50	0.50
tert-Butylbenzene	<0.50	<0.50	0.50
n-Butylbenzene	**8.2**	<0.50	0.50
Carbon Disulfide	**0.77**	<0.50	0.50
Carbon Tetrachloride	<0.50	<0.50	0.50
Chlorobenzene	<0.50	<0.50	0.50
Chloroethane	<0.50	<0.50	0.50
Chloroform	<0.50	<0.50	0.50
Chloromethane	<0.50	<0.50	0.50
2-Chlorotoluene	<0.50	<0.50	0.50
4-Chlorotoluene	<0.50	<0.50	0.50
1,2-Dibromo-3-chloropropane	<1.0	<1.0	1.0
Dibromochloromethane	<0.50	<0.50	0.50
1,2-Dibromoethane (EDB)	<0.50	<0.50	0.50
Dibromomethane	<0.50	<0.50	0.50
1,3-Dichlorobenzene	<0.50	<0.50	0.50
1,2-Dichlorobenzene	<0.50	<0.50	0.50

Viorel Vasile
Operations Manager

LABORATORY ANALYSIS RESULTS

Client: The Source Group, Inc. (SH)
Project No: 04-NDLA-013
Project Name: DFSP Norwalk GW Sampling
Method: VOCs & OXYGENATES by GC/MS

AA Project No: A5334728
Date Received: 11/08/22
Date Reported: 12/02/22
Units: ug/L

Date Sampled:	11/08/22	11/08/22	
Date Prepared:	11/11/22	11/11/22	
Date Analyzed:	11/11/22	11/11/22	
AA ID No:	2K08013-06	2K08013-08	
Client ID No:	TF-15	TF-24	
Matrix:	Water	Water	
Dilution Factor:	1	1	MRL
8260B+OXYGENATES (EPA 8260B) (continued)			
1,4-Dichlorobenzene	<0.50	<0.50	0.50
Dichlorodifluoromethane (R12)	<0.50	<0.50	0.50
1,1-Dichloroethane	<0.50	<0.50	0.50
1,2-Dichloroethane (EDC)	<0.50	<0.50	0.50
1,1-Dichloroethylene	<0.50	<0.50	0.50
trans-1,2-Dichloroethylene	<0.50	<0.50	0.50
cis-1,2-Dichloroethylene	<0.50	<0.50	0.50
1,2-Dichloropropane	<0.50	<0.50	0.50
2,2-Dichloropropane	<0.50	<0.50	0.50
1,3-Dichloropropane	<0.50	<0.50	0.50
cis-1,3-Dichloropropylene	<0.50	<0.50	0.50
trans-1,3-Dichloropropylene	<0.50	<0.50	0.50
1,1-Dichloropropylene	<0.50	<0.50	0.50
Diisopropyl ether (DIPE)	<2.0	<2.0	2.0
Ethylbenzene	**18**	<0.50	0.50
Ethyl-tert-Butyl Ether (ETBE)	<2.0	<2.0	2.0
Hexachlorobutadiene	<1.0	<1.0	1.0
2-Hexanone (MBK)	<10	<10	10
Isopropylbenzene	**42**	<0.50	0.50
4-Isopropyltoluene	**4.7**	<1.0	1.0
Methyl-tert-Butyl Ether (MTBE)	<1.2	<1.2	1.2
Methylene Chloride	<5.0	<5.0	5.0
4-Methyl-2-pentanone (MIBK)	<10	<10	10
Naphthalene	**39**	**3.0**	2.0
n-Propylbenzene	**41**	<0.50	0.50
Styrene	<0.50	<0.50	0.50
1,1,1,2-Tetrachloroethane	<0.50	<0.50	0.50

Viorel Vasile
Operations Manager

LABORATORY ANALYSIS RESULTS

Client:	The Source Group, Inc. (SH)	**AA Project No:**	A5334728
Project No:	04-NDLA-013	**Date Received:**	11/08/22
Project Name:	DFSP Norwalk GW Sampling	**Date Reported:**	12/02/22
Method:	VOCs & OXYGENATES by GC/MS	**Units:**	ug/L

Date Sampled:	11/08/22	11/08/22	
Date Prepared:	11/11/22	11/11/22	
Date Analyzed:	11/11/22	11/11/22	
AA ID No:	2K08013-06	2K08013-08	
Client ID No:	TF-15	TF-24	
Matrix:	Water	Water	
Dilution Factor:	1	1	MRL
8260B+OXYGENATES (EPA 8260B) (continued)			
1,1,2,2-Tetrachloroethane	<0.50	<0.50	0.50
Tetrachloroethylene (PCE)	<0.50	<0.50	0.50
Toluene	<0.50	<0.50	0.50
1,2,3-Trichlorobenzene	<0.50	<0.50	0.50
1,2,4-Trichlorobenzene	<0.50	<0.50	0.50
1,1,1-Trichloroethane	<0.50	<0.50	0.50
1,1,2-Trichloroethane	<0.50	<0.50	0.50
Trichloroethylene (TCE)	<0.50	<0.50	0.50
Trichlorofluoromethane (R11)	<0.50	<0.50	0.50
1,2,3-Trichloropropane	<0.50	<0.50	0.50
1,1,2-Trichloro-1,2,2-trifluoroethane (R113)	<0.50	<0.50	0.50
1,3,5-Trimethylbenzene	<0.50	<0.50	0.50
1,2,4-Trimethylbenzene	**5.5**	<0.50	0.50
Vinyl chloride	<0.50	<0.50	0.50
o-Xylene	<0.50	<0.50	0.50
m,p-Xylenes	<1.0	<1.0	1.0
Surrogates			**%REC Limits**
4-Bromofluorobenzene	113%	113%	80-129
Dibromofluoromethane	92%	82%	68-137
Toluene-d8	109%	114%	83-134

Viorel Vasile
Operations Manager

LABORATORY ANALYSIS RESULTS

Client: The Source Group, Inc. (SH)
Project No: 04-NDLA-013
Project Name: DFSP Norwalk GW Sampling
Method: Diesel Range Organics by GC/FID

AA Project No: A5334728
Date Received: 11/08/22
Date Reported: 12/02/22
Units: mg/L

Date Sampled:	11/08/22	11/08/22	11/08/22	11/08/22	
Date Prepared:	11/14/22	11/14/22	11/14/22	11/14/22	
Date Analyzed:	11/21/22	11/21/22	11/21/22	11/21/22	
AA ID No:	2K08013-02	2K08013-03	2K08013-04	2K08013-05	
Client ID No:	GW-16	GMW-47	DUP-7	GMW-45	
Matrix:	Water	Water	Water	Water	
Dilution Factor:	1	1	1	1	MRL
Diesel Range Organics 8015M (EPA 8015M)					
Diesel Range Organics as Diesel	**0.18**	**0.32**	**0.32**	**0.72**	0.10
Surrogates					**%REC Limits**
o-Terphenyl	53%	59%	58%	74%	50-150

Viorel Vasile
Operations Manager

LABORATORY ANALYSIS RESULTS

Client: The Source Group, Inc. (SH)
Project No: 04-NDLA-013
Project Name: DFSP Norwalk GW Sampling
Method: Diesel Range Organics by GC/FID

AA Project No: A5334728
Date Received: 11/08/22
Date Reported: 12/02/22
Units: mg/L

Date Sampled:	11/08/22	11/08/22	11/08/22	
Date Prepared:	11/14/22	11/14/22	11/14/22	
Date Analyzed:	11/21/22	11/21/22	11/21/22	
AA ID No:	2K08013-06	2K08013-07	2K08013-08	
Client ID No:	TF-15	QCEB-1	TF-24	
Matrix:	Water	Water	Water	
Dilution Factor:	1	1	1	MRL
Diesel Range Organics 8015M (EPA 8015M)				
Diesel Range Organics as Diesel	**1.4**	<0.10	**0.18**	0.10
Surrogates				**%REC Limits**
o-Terphenyl	56%	81%	63%	50-150

Viorel Vasile
Operations Manager

LABORATORY ANALYSIS RESULTS

Client:	The Source Group, Inc. (SH)	**AA Project No:**	A5334728
Project No:	04-NDLA-013	**Date Received:**	11/08/22
Project Name:	DFSP Norwalk GW Sampling	**Date Reported:**	12/02/22
Method:	Gasoline Range Organics by GC/FID	**Units:**	ug/L

Date Sampled:	11/08/22	11/08/22	11/08/22	11/08/22	
Date Prepared:	11/10/22	11/10/22	11/10/22	11/10/22	
Date Analyzed:	11/10/22	11/10/22	11/10/22	11/10/22	
AA ID No:	2K08013-02	2K08013-03	2K08013-04	2K08013-05	
Client ID No:	GW-16	GMW-47	DUP-7	GMW-45	
Matrix:	Water	Water	Water	Water	
Dilution Factor:	1	1	1	1	MRL
Gasoline Range Organics 8015M (EPA 8015M)					
Gasoline Range Organics (GRO)	<100	**160**	**130**	<100	100
Surrogates					**%REC Limits**
a,a,a-Trifluorotoluene	78%	87%	97%	92%	80-120

Viorel Vasile
Operations Manager

LABORATORY ANALYSIS RESULTS

Client:	The Source Group, Inc. (SH)	**AA Project No:**	A5334728
Project No:	04-NDLA-013	**Date Received:**	11/08/22
Project Name:	DFSP Norwalk GW Sampling	**Date Reported:**	12/02/22
Method:	Gasoline Range Organics by GC/FID	**Units:**	ug/L

Date Sampled:	11/08/22	11/08/22	
Date Prepared:	11/10/22	11/10/22	
Date Analyzed:	11/10/22	11/10/22	
AA ID No:	2K08013-06	2K08013-08	
Client ID No:	TF-15	TF-24	
Matrix:	Water	Water	
Dilution Factor:	1	1	MRL
Gasoline Range Organics 8015M (EPA 8015M)			
Gasoline Range Organics (GRO)	**2300**	<100	100
Surrogates			**%REC Limits**
a,a,a-Trifluorotoluene	115%	91%	80-120

Viorel Vasile
Operations Manager

LABORATORY ANALYSIS RESULTS

Client: The Source Group, Inc. (SH)
Project No: 04-NDLA-013
Project Name: DFSP Norwalk GW Sampling

AA Project No: A5334728
Date Received: 11/08/22
Date Reported: 12/02/22

Analyte	Result	Reporting Limit	Units	Spike Level	Source Result	%REC	%REC Limits	RPD	RPD Limit	Notes
VOCs, OXY & TPH Gasoline by GC/MS - Quality Control										
Batch B2K1110 - EPA 5030B										
Blank (B2K1110-BLK1)				Prepared & Analyzed: 11/11/22						
Acetone	<10	10	ug/L							
tert-Amyl-Methyl Ether (TAME)	<2.0	2.0	ug/L							
Benzene	<0.50	0.50	ug/L							
Bromobenzene	<0.50	0.50	ug/L							
Bromochloromethane	<0.50	0.50	ug/L							
Bromodichloromethane	<0.50	0.50	ug/L							
Bromoform	<0.50	0.50	ug/L							
Bromomethane	<0.50	0.50	ug/L							
2-Butanone (MEK)	<10	10	ug/L							
tert-Butyl Alcohol (TBA)	<10	10	ug/L							
sec-Butylbenzene	<0.50	0.50	ug/L							
tert-Butylbenzene	<0.50	0.50	ug/L							
n-Butylbenzene	<0.50	0.50	ug/L							
Carbon Disulfide	<0.50	0.50	ug/L							
Carbon Tetrachloride	<0.50	0.50	ug/L							
Chlorobenzene	<0.50	0.50	ug/L							
Chloroethane	<0.50	0.50	ug/L							
Chloroform	<0.50	0.50	ug/L							
Chloromethane	<0.50	0.50	ug/L							
2-Chlorotoluene	<0.50	0.50	ug/L							
4-Chlorotoluene	<0.50	0.50	ug/L							
1,2-Dibromo-3-chloropropane	<1.0	1.0	ug/L							
Dibromochloromethane	<0.50	0.50	ug/L							
1,2-Dibromoethane (EDB)	<0.50	0.50	ug/L							
Dibromomethane	<0.50	0.50	ug/L							
1,3-Dichlorobenzene	<0.50	0.50	ug/L							
1,2-Dichlorobenzene	<0.50	0.50	ug/L							
1,4-Dichlorobenzene	<0.50	0.50	ug/L							
Dichlorodifluoromethane (R12)	<0.50	0.50	ug/L							
1,1-Dichloroethane	<0.50	0.50	ug/L							
1,2-Dichloroethane (EDC)	<0.50	0.50	ug/L							
1,1-Dichloroethylene	<0.50	0.50	ug/L							

Viorel Vasile
Operations Manager

LABORATORY ANALYSIS RESULTS

Client: The Source Group, Inc. (SH)
Project No: 04-NDLA-013
Project Name: DFSP Norwalk GW Sampling

AA Project No: A5334728
Date Received: 11/08/22
Date Reported: 12/02/22

Analyte	Result	Reporting Limit	Units	Spike Level	Source Result	%REC	%REC Limits	RPD	RPD Limit	Notes
VOCs, OXY & TPH Gasoline by GC/MS - Quality Control										
Batch B2K1110 - EPA 5030B										
Blank (B2K1110-BLK1) Continued				Prepared & Analyzed: 11/11/22						
trans-1,2-Dichloroethylene	<0.50	0.50	ug/L							
cis-1,2-Dichloroethylene	<0.50	0.50	ug/L							
1,2-Dichloropropane	<0.50	0.50	ug/L							
2,2-Dichloropropane	<0.50	0.50	ug/L							
1,3-Dichloropropane	<0.50	0.50	ug/L							
cis-1,3-Dichloropropylene	<0.50	0.50	ug/L							
trans-1,3-Dichloropropylene	<0.50	0.50	ug/L							
1,1-Dichloropropylene	<0.50	0.50	ug/L							
Diisopropyl ether (DIPE)	<2.0	2.0	ug/L							
Ethylbenzene	<0.50	0.50	ug/L							
Ethyl-tert-Butyl Ether (ETBE)	<2.0	2.0	ug/L							
Gasoline Range Organics (GRO)	<100	100	ug/L							
Hexachlorobutadiene	<1.0	1.0	ug/L							
2-Hexanone (MBK)	<10	10	ug/L							
Isopropylbenzene	<0.50	0.50	ug/L							
4-Isopropyltoluene	<1.0	1.0	ug/L							
Methyl-tert-Butyl Ether (MTBE)	<1.2	1.2	ug/L							
Methylene Chloride	<5.0	5.0	ug/L							
4-Methyl-2-pentanone (MIBK)	<10	10	ug/L							
Naphthalene	<2.0	2.0	ug/L							
n-Propylbenzene	<0.50	0.50	ug/L							
Styrene	<0.50	0.50	ug/L							
1,1,1,2-Tetrachloroethane	<0.50	0.50	ug/L							
1,1,2,2-Tetrachloroethane	<0.50	0.50	ug/L							
Tetrachloroethylene (PCE)	<0.50	0.50	ug/L							
Toluene	<0.50	0.50	ug/L							
1,2,3-Trichlorobenzene	<0.50	0.50	ug/L							
1,2,4-Trichlorobenzene	<0.50	0.50	ug/L							
1,1,1-Trichloroethane	<0.50	0.50	ug/L							
1,1,2-Trichloroethane	<0.50	0.50	ug/L							
Trichloroethylene (TCE)	<0.50	0.50	ug/L							
Trichlorofluoromethane (R11)	<0.50	0.50	ug/L							

Viorel Vasile
Operations Manager

LABORATORY ANALYSIS RESULTS

Client: The Source Group, Inc. (SH)
Project No: 04-NDLA-013
Project Name: DFSP Norwalk GW Sampling

AA Project No: A5334728
Date Received: 11/08/22
Date Reported: 12/02/22

Analyte	Result	Reporting Limit	Units	Spike Level	Source Result	%REC	%REC Limits	RPD	RPD Limit	Notes
VOCs, OXY & TPH Gasoline by GC/MS - Quality Control										
Batch B2K1110 - EPA 5030B										
Blank (B2K1110-BLK1) Continued				Prepared & Analyzed: 11/11/22						
1,2,3-Trichloropropane	<0.50	0.50	ug/L							
1,1,2-Trichloro-1,2,2-trifluoroethane (R113)	<0.50	0.50	ug/L							
1,3,5-Trimethylbenzene	<0.50	0.50	ug/L							
1,2,4-Trimethylbenzene	<0.50	0.50	ug/L							
Vinyl chloride	<0.50	0.50	ug/L							
o-Xylene	<0.50	0.50	ug/L							
m,p-Xylenes	<1.0	1.0	ug/L							
Surrogate: 4-Bromofluorobenzene	*53.1*		*ug/L*	*50.0*		*106*	*80-129*			
Surrogate: Dibromofluoromethane	*41.8*		*ug/L*	*50.0*		*83.6*	*68-137*			
Surrogate: Toluene-d8	*58.8*		*ug/L*	*50.0*		*118*	*83-134*			
LCS (B2K1110-BS1)				Prepared & Analyzed: 11/11/22						
Acetone	**17.7**	10	ug/L	20.0		88.5	27-123			
tert-Amyl-Methyl Ether (TAME)	**11.3**	2.0	ug/L	20.0		56.6	58-133			QL-02
Benzene	**16.0**	0.50	ug/L	20.0		80.2	60-134			
Bromobenzene	**23.4**	0.50	ug/L	20.0		117	70-130			
Bromochloromethane	**17.4**	0.50	ug/L	20.0		87.0	78-121			
Bromodichloromethane	**16.0**	0.50	ug/L	20.0		79.8	74-135			
Bromoform	**22.0**	0.50	ug/L	20.0		110	68-132			
Bromomethane	**15.6**	0.50	ug/L	20.0		78.0	58-142			
2-Butanone (MEK)	**16.9**	10	ug/L	20.0		84.7	62-138			
tert-Butyl Alcohol (TBA)	**78.5**	10	ug/L	100		78.5	65-148			
sec-Butylbenzene	**23.8**	0.50	ug/L	20.0		119	84-142			
tert-Butylbenzene	**24.2**	0.50	ug/L	20.0		121	70-130			
n-Butylbenzene	**25.0**	0.50	ug/L	20.0		125	70-130			
Carbon Disulfide	**19.8**	0.50	ug/L	20.0		99.2	17-177			
Carbon Tetrachloride	**18.8**	0.50	ug/L	20.0		94.0	66-155			
Chlorobenzene	**21.9**	0.50	ug/L	20.0		110	70-130			
Chloroethane	**11.4**	0.50	ug/L	20.0		56.8	45-166			
Chloroform	**18.3**	0.50	ug/L	20.0		91.6	71-131			
Chloromethane	**19.2**	0.50	ug/L	20.0		95.8	48-152			

Viorel Vasile
Operations Manager

LABORATORY ANALYSIS RESULTS

Client: The Source Group, Inc. (SH)
Project No: 04-NDLA-013
Project Name: DFSP Norwalk GW Sampling

AA Project No: A5334728
Date Received: 11/08/22
Date Reported: 12/02/22

Analyte	Result	Reporting Limit	Units	Spike Level	Source Result	%REC	%REC Limits	RPD	RPD Limit	Notes
VOCs, OXY & TPH Gasoline by GC/MS - Quality Control										
Batch B2K1110 - EPA 5030B										
LCS (B2K1110-BS1) Continued				Prepared & Analyzed: 11/11/22						
2-Chlorotoluene	**25.4**	0.50	ug/L	20.0		127	70-130			
4-Chlorotoluene	**24.0**	0.50	ug/L	20.0		120	70-130			
1,2-Dibromo-3-chloropropane	**19.0**	1.0	ug/L	20.0		95.2	53-145			
Dibromochloromethane	**22.6**	0.50	ug/L	20.0		113	72-133			
1,2-Dibromoethane (EDB)	**20.2**	0.50	ug/L	20.0		101	79-120			
Dibromomethane	**15.4**	0.50	ug/L	20.0		77.1	68-124			
1,3-Dichlorobenzene	**22.2**	0.50	ug/L	20.0		111	70-130			
1,2-Dichlorobenzene	**22.7**	0.50	ug/L	20.0		114	70-130			
1,4-Dichlorobenzene	**22.4**	0.50	ug/L	20.0		112	70-130			
Dichlorodifluoromethane (R12)	**17.6**	0.50	ug/L	20.0		88.0	16-148			
1,1-Dichloroethane	**18.9**	0.50	ug/L	20.0		94.7	67-120			
1,2-Dichloroethane (EDC)	**19.4**	0.50	ug/L	20.0		96.9	57-156			
1,1-Dichloroethylene	**18.8**	0.50	ug/L	20.0		94.0	50-149			
trans-1,2-Dichloroethylene	**19.1**	0.50	ug/L	20.0		95.6	66-126			
cis-1,2-Dichloroethylene	**16.9**	0.50	ug/L	20.0		84.4	70-124			
1,2-Dichloropropane	**15.8**	0.50	ug/L	20.0		79.2	53-139			
2,2-Dichloropropane	**20.4**	0.50	ug/L	20.0		102	44-162			
1,3-Dichloropropane	**23.6**	0.50	ug/L	20.0		118	79-113			QL-06
cis-1,3-Dichloropropylene	**17.9**	0.50	ug/L	20.0		89.4	67-127			
trans-1,3-Dichloropropylene	**25.7**	0.50	ug/L	20.0		129	76-121			QL-02
1,1-Dichloropropylene	**17.6**	0.50	ug/L	20.0		88.0	84-124			
Diisopropyl ether (DIPE)	**18.7**	2.0	ug/L	20.0		93.4	51-136			
Ethylbenzene	**22.8**	0.50	ug/L	20.0		114	86-124			
Ethyl-tert-Butyl Ether (ETBE)	**17.8**	2.0	ug/L	20.0		89.0	62-136			
Gasoline Range Organics (GRO)	**594**	100	ug/L	500		119	60-123			
Hexachlorobutadiene	**26.4**	1.0	ug/L	20.0		132	76-140			
2-Hexanone (MBK)	**22.8**	10	ug/L	20.0		114	52-123			
Isopropylbenzene	**24.6**	0.50	ug/L	20.0		123	70-130			
4-Isopropyltoluene	**24.1**	1.0	ug/L	20.0		120	70-130			
Methyl-tert-Butyl Ether (MTBE)	**34.1**	1.2	ug/L	40.0		85.4	58-144			
Methylene Chloride	**16.5**	5.0	ug/L	20.0		82.4	50-135			
4-Methyl-2-pentanone (MIBK)	**12.4**	10	ug/L	20.0		62.2	49-139			

Viorel Vasile
Operations Manager

LABORATORY ANALYSIS RESULTS

Client: The Source Group, Inc. (SH)
Project No: 04-NDLA-013
Project Name: DFSP Norwalk GW Sampling

AA Project No: A5334728
Date Received: 11/08/22
Date Reported: 12/02/22

Analyte	Result	Reporting Limit	Units	Spike Level	Source Result	%REC	%REC Limits	RPD	RPD Limit	Notes
VOCs, OXY & TPH Gasoline by GC/MS - Quality Control										
Batch B2K1110 - EPA 5030B										
LCS (B2K1110-BS1) Continued				Prepared & Analyzed: 11/11/22						
Naphthalene	**20.3**	2.0	ug/L	20.0		101	74-128			
n-Propylbenzene	**25.1**	0.50	ug/L	20.0		126	70-130			
Styrene	**24.5**	0.50	ug/L	20.0		122	84-123			
1,1,1,2-Tetrachloroethane	**23.0**	0.50	ug/L	20.0		115	70-130			
1,1,2,2-Tetrachloroethane	**20.0**	0.50	ug/L	20.0		99.8	58-126			
Tetrachloroethylene (PCE)	**26.8**	0.50	ug/L	20.0		134	70-130			QL-02
Toluene	**24.3**	0.50	ug/L	20.0		121	83-118			QL-06
1,2,3-Trichlorobenzene	**23.0**	0.50	ug/L	20.0		115	77-134			
1,2,4-Trichlorobenzene	**22.8**	0.50	ug/L	20.0		114	84-128			
1,1,1-Trichloroethane	**18.5**	0.50	ug/L	20.0		92.4	66-158			
1,1,2-Trichloroethane	**22.2**	0.50	ug/L	20.0		111	75-115			
Trichloroethylene (TCE)	**16.2**	0.50	ug/L	20.0		81.2	82-128			QL-02
Trichlorofluoromethane (R11)	**24.5**	0.50	ug/L	20.0		123	65-137			
1,2,3-Trichloropropane	**21.0**	0.50	ug/L	20.0		105	68-123			
1,1,2-Trichloro-1,2,2-trifluoroethane (R113)	**21.8**	0.50	ug/L	20.0		109	62-130			
1,3,5-Trimethylbenzene	**24.1**	0.50	ug/L	20.0		121	70-130			
1,2,4-Trimethylbenzene	**24.3**	0.50	ug/L	20.0		121	70-130			
Vinyl chloride	**20.8**	0.50	ug/L	20.0		104	51-151			
o-Xylene	**23.2**	0.50	ug/L	20.0		116	70-130			
m,p-Xylenes	**48.0**	1.0	ug/L	40.0		120	70-130			
Surrogate: 4-Bromofluorobenzene	*53.7*		*ug/L*	*50.0*		*107*	*80-129*			
Surrogate: Dibromofluoromethane	*43.9*		*ug/L*	*50.0*		*87.9*	*68-137*			
Surrogate: Toluene-d8	*57.2*		*ug/L*	*50.0*		*114*	*83-134*			
LCS Dup (B2K1110-BSD1)				Prepared & Analyzed: 11/11/22						
Acetone	**20.7**	10	ug/L	20.0		104	27-123	15.7	30	
tert-Amyl-Methyl Ether (TAME)	**15.0**	2.0	ug/L	20.0		74.8	58-133	27.6	30	
Benzene	**15.7**	0.50	ug/L	20.0		78.4	60-134	2.27	30	
Bromobenzene	**23.0**	0.50	ug/L	20.0		115	70-130	1.68	30	
Bromochloromethane	**16.8**	0.50	ug/L	20.0		84.0	78-121	3.51	30	
Bromodichloromethane	**15.6**	0.50	ug/L	20.0		78.2	74-135	2.02	30	

Viorel Vasile
Operations Manager

LABORATORY ANALYSIS RESULTS

Client: The Source Group, Inc. (SH)
Project No: 04-NDLA-013
Project Name: DFSP Norwalk GW Sampling

AA Project No: A5334728
Date Received: 11/08/22
Date Reported: 12/02/22

Analyte	Result	Reporting Limit	Units	Spike Level	Source Result	%REC	%REC Limits	RPD	RPD Limit	Notes
VOCs, OXY & TPH Gasoline by GC/MS - Quality Control										
Batch B2K1110 - EPA 5030B										
LCS Dup (B2K1110-BSD1) Continued				Prepared & Analyzed: 11/11/22						
Bromoform	**21.0**	0.50	ug/L	20.0		105	68-132	4.71	30	
Bromomethane	**11.8**	0.50	ug/L	20.0		58.8	58-142	28.1	30	
2-Butanone (MEK)	**15.3**	10	ug/L	20.0		76.4	62-138	10.3	30	
tert-Butyl Alcohol (TBA)	**114**	10	ug/L	100		114	65-148	36.8	30	QL-03
sec-Butylbenzene	**23.5**	0.50	ug/L	20.0		118	84-142	0.930	30	
tert-Butylbenzene	**24.3**	0.50	ug/L	20.0		121	70-130	0.454	30	
n-Butylbenzene	**24.3**	0.50	ug/L	20.0		121	70-130	2.92	30	
Carbon Disulfide	**23.7**	0.50	ug/L	20.0		119	17-177	17.9	30	
Carbon Tetrachloride	**16.7**	0.50	ug/L	20.0		83.6	66-155	11.6	30	
Chlorobenzene	**21.7**	0.50	ug/L	20.0		109	70-130	0.779	30	
Chloroethane	**6.32**	0.50	ug/L	20.0		31.6	45-166	57.1	30	QL-03
Chloroform	**17.5**	0.50	ug/L	20.0		87.6	71-131	4.47	30	
Chloromethane	**17.8**	0.50	ug/L	20.0		88.8	48-152	7.53	30	
2-Chlorotoluene	**24.9**	0.50	ug/L	20.0		125	70-130	2.11	30	
4-Chlorotoluene	**24.5**	0.50	ug/L	20.0		122	70-130	2.23	30	
1,2-Dibromo-3-chloropropane	**21.6**	1.0	ug/L	20.0		108	53-145	12.5	30	
Dibromochloromethane	**21.6**	0.50	ug/L	20.0		108	72-133	4.61	30	
1,2-Dibromoethane (EDB)	**19.4**	0.50	ug/L	20.0		96.8	79-120	4.45	30	
Dibromomethane	**14.6**	0.50	ug/L	20.0		73.0	68-124	5.39	30	
1,3-Dichlorobenzene	**21.9**	0.50	ug/L	20.0		110	70-130	1.49	30	
1,2-Dichlorobenzene	**22.3**	0.50	ug/L	20.0		112	70-130	1.73	30	
1,4-Dichlorobenzene	**22.3**	0.50	ug/L	20.0		111	70-130	0.492	30	
Dichlorodifluoromethane (R12)	**16.4**	0.50	ug/L	20.0		82.0	16-148	7.06	30	
1,1-Dichloroethane	**18.5**	0.50	ug/L	20.0		92.6	67-120	2.19	30	
1,2-Dichloroethane (EDC)	**19.0**	0.50	ug/L	20.0		95.1	57-156	1.87	30	
1,1-Dichloroethylene	**19.8**	0.50	ug/L	20.0		99.0	50-149	5.18	30	
trans-1,2-Dichloroethylene	**18.2**	0.50	ug/L	20.0		91.2	66-126	4.77	30	
cis-1,2-Dichloroethylene	**16.1**	0.50	ug/L	20.0		80.6	70-124	4.67	30	
1,2-Dichloropropane	**15.6**	0.50	ug/L	20.0		78.2	53-139	1.21	30	
2,2-Dichloropropane	**14.5**	0.50	ug/L	20.0		72.4	44-162	34.1	30	QR-02
1,3-Dichloropropane	**22.9**	0.50	ug/L	20.0		115	79-113	3.14	30	QL-06
cis-1,3-Dichloropropylene	**13.2**	0.50	ug/L	20.0		66.2	67-127	29.8	30	QL-03

Viorel Vasile
Operations Manager

LABORATORY ANALYSIS RESULTS

Client: The Source Group, Inc. (SH)
Project No: 04-NDLA-013
Project Name: DFSP Norwalk GW Sampling

AA Project No: A5334728
Date Received: 11/08/22
Date Reported: 12/02/22

Analyte	Result	Reporting Limit	Units	Spike Level	Source Result	%REC	%REC Limits	RPD	RPD Limit	Notes
VOCs, OXY & TPH Gasoline by GC/MS - Quality Control										
Batch B2K1110 - EPA 5030B										
LCS Dup (B2K1110-BSD1) Continued				Prepared & Analyzed: 11/11/22						
trans-1,3-Dichloropropylene	**19.4**	0.50	ug/L	20.0		97.2	76-121	27.8	30	
1,1-Dichloropropylene	**18.2**	0.50	ug/L	20.0		91.2	84-124	3.63	30	
Diisopropyl ether (DIPE)	**18.1**	2.0	ug/L	20.0		90.5	51-136	3.15	30	
Ethylbenzene	**22.6**	0.50	ug/L	20.0		113	86-124	0.704	30	
Ethyl-tert-Butyl Ether (ETBE)	**16.9**	2.0	ug/L	20.0		84.7	62-136	4.95	30	
Gasoline Range Organics (GRO)	**610**	100	ug/L	500		122	60-123	2.70	30	
Hexachlorobutadiene	**23.5**	1.0	ug/L	20.0		118	76-140	11.7	30	
2-Hexanone (MBK)	**18.0**	10	ug/L	20.0		89.8	52-123	24.0	30	
Isopropylbenzene	**25.2**	0.50	ug/L	20.0		126	70-130	2.21	30	
4-Isopropyltoluene	**23.9**	1.0	ug/L	20.0		120	70-130	0.750	30	
Methyl-tert-Butyl Ether (MTBE)	**32.4**	1.2	ug/L	40.0		80.9	58-144	5.32	30	
Methylene Chloride	**25.6**	5.0	ug/L	20.0		128	50-135	43.4	30	QR-02
4-Methyl-2-pentanone (MIBK)	**10.6**	10	ug/L	20.0		53.2	49-139	15.5	30	
Naphthalene	**17.1**	2.0	ug/L	20.0		85.5	74-128	16.9	30	
n-Propylbenzene	**25.5**	0.50	ug/L	20.0		128	70-130	1.62	30	
Styrene	**24.6**	0.50	ug/L	20.0		123	84-123	0.611	30	
1,1,1,2-Tetrachloroethane	**22.9**	0.50	ug/L	20.0		115	70-130	0.305	30	
1,1,2,2-Tetrachloroethane	**18.9**	0.50	ug/L	20.0		94.7	58-126	5.29	30	
Tetrachloroethylene (PCE)	**23.5**	0.50	ug/L	20.0		118	70-130	13.1	30	
Toluene	**24.1**	0.50	ug/L	20.0		120	83-118	0.869	30	QL-06
1,2,3-Trichlorobenzene	**19.5**	0.50	ug/L	20.0		97.3	77-134	16.5	30	
1,2,4-Trichlorobenzene	**20.4**	0.50	ug/L	20.0		102	84-128	10.6	30	
1,1,1-Trichloroethane	**18.9**	0.50	ug/L	20.0		94.5	66-158	2.19	30	
1,1,2-Trichloroethane	**21.8**	0.50	ug/L	20.0		109	75-115	1.96	30	
Trichloroethylene (TCE)	**16.8**	0.50	ug/L	20.0		84.2	82-128	3.75	30	
Trichlorofluoromethane (R11)	**25.8**	0.50	ug/L	20.0		129	65-137	5.28	30	
1,2,3-Trichloropropane	**19.7**	0.50	ug/L	20.0		98.6	68-123	6.38	30	
1,1,2-Trichloro-1,2,2-trifluoroethane (R113)	**23.7**	0.50	ug/L	20.0		119	62-130	8.48	30	
1,3,5-Trimethylbenzene	**24.5**	0.50	ug/L	20.0		123	70-130	1.56	30	
1,2,4-Trimethylbenzene	**23.4**	0.50	ug/L	20.0		117	70-130	3.48	30	
Vinyl chloride	**20.0**	0.50	ug/L	20.0		100	51-151	3.68	30	

Viorel Vasile
Operations Manager

LABORATORY ANALYSIS RESULTS

Client: The Source Group, Inc. (SH)
Project No: 04-NDLA-013
Project Name: DFSP Norwalk GW Sampling

AA Project No: A5334728
Date Received: 11/08/22
Date Reported: 12/02/22

Analyte	Result	Reporting Limit	Units	Spike Level	Source Result	%REC	%REC Limits	RPD	RPD Limit	Notes
VOCs, OXY & TPH Gasoline by GC/MS - Quality Control										
Batch B2K1110 - EPA 5030B										
LCS Dup (B2K1110-BSD1) Continued				Prepared & Analyzed: 11/11/22						
o-Xylene	**23.4**	0.50	ug/L	20.0		117	70-130	1.03	30	
m,p-Xylenes	**49.7**	1.0	ug/L	40.0		124	70-130	3.44	30	
Surrogate: 4-Bromofluorobenzene	*53.5*		*ug/L*	*50.0*		*107*	*80-129*			
Surrogate: Dibromofluoromethane	*42.4*		*ug/L*	*50.0*		*84.9*	*68-137*			
Surrogate: Toluene-d8	*57.3*		*ug/L*	*50.0*		*115*	*83-134*			
Matrix Spike (B2K1110-MS1)		**Source: 2K08013-08**		Prepared & Analyzed: 11/11/22						
Acetone	**25.5**	10	ug/L	20.0	8.88	83.0	11-169			
tert-Amyl-Methyl Ether (TAME)	**13.6**	2.0	ug/L	20.0		68.1	66-133			
Benzene	**14.9**	0.50	ug/L	20.0		74.6	56-135			
Bromobenzene	**25.6**	0.50	ug/L	20.0		128	70-130			
Bromochloromethane	**16.2**	0.50	ug/L	20.0		80.8	74-125			
Bromodichloromethane	**15.2**	0.50	ug/L	20.0		75.8	68-144			
Bromoform	**21.1**	0.50	ug/L	20.0		106	68-151			
Bromomethane	**9.92**	0.50	ug/L	20.0		49.6	54-142			QM-07
2-Butanone (MEK)	**14.6**	10	ug/L	20.0		73.0	62-145			
tert-Butyl Alcohol (TBA)	**86.6**	10	ug/L	100		86.6	73-162			
sec-Butylbenzene	**23.4**	0.50	ug/L	20.0		117	84-145			
tert-Butylbenzene	**21.8**	0.50	ug/L	20.0		109	70-130			
n-Butylbenzene	**22.7**	0.50	ug/L	20.0		113	70-130			
Carbon Disulfide	**18.0**	0.50	ug/L	20.0		90.2	28-151			
Carbon Tetrachloride	**16.3**	0.50	ug/L	20.0		81.4	58-164			
Chlorobenzene	**21.1**	0.50	ug/L	20.0		106	70-130			
Chloroethane	**8.86**	0.50	ug/L	20.0		44.3	42-164			
Chloroform	**17.0**	0.50	ug/L	20.0		84.9	65-138			
Chloromethane	**17.4**	0.50	ug/L	20.0		86.9	50-152			
2-Chlorotoluene	**26.8**	0.50	ug/L	20.0		134	70-130			QM-07
4-Chlorotoluene	**25.2**	0.50	ug/L	20.0		126	70-130			
1,2-Dibromo-3-chloropropane	**17.8**	1.0	ug/L	20.0		89.2	53-161			
Dibromochloromethane	**21.5**	0.50	ug/L	20.0		107	70-130			
1,2-Dibromoethane (EDB)	**19.4**	0.50	ug/L	20.0		97.2	76-130			
Dibromomethane	**15.3**	0.50	ug/L	20.0		76.4	62-135			

Viorel Vasile
Operations Manager

LABORATORY ANALYSIS RESULTS

Client: The Source Group, Inc. (SH)
Project No: 04-NDLA-013
Project Name: DFSP Norwalk GW Sampling

AA Project No: A5334728
Date Received: 11/08/22
Date Reported: 12/02/22

Analyte	Result	Reporting Limit	Units	Spike Level	Source Result	%REC	%REC Limits	RPD	RPD Limit	Notes
VOCs, OXY & TPH Gasoline by GC/MS - Quality Control										
Batch B2K1110 - EPA 5030B										
Matrix Spike (B2K1110-MS1) Continued Source: 2K08013-08 Prepared & Analyzed: 11/11/22										
1,3-Dichlorobenzene	**20.9**	0.50	ug/L	20.0		105	70-130			
1,2-Dichlorobenzene	**20.3**	0.50	ug/L	20.0		102	70-130			
1,4-Dichlorobenzene	**21.0**	0.50	ug/L	20.0		105	70-130			
Dichlorodifluoromethane (R12)	**15.8**	0.50	ug/L	20.0		79.0	17-153			
1,1-Dichloroethane	**17.0**	0.50	ug/L	20.0		84.8	55-131			
1,2-Dichloroethane (EDC)	**17.6**	0.50	ug/L	20.0		88.0	52-168			
1,1-Dichloroethylene	**17.7**	0.50	ug/L	20.0		88.4	51-140			
trans-1,2-Dichloroethylene	**17.0**	0.50	ug/L	20.0		85.2	59-127			
cis-1,2-Dichloroethylene	**15.3**	0.50	ug/L	20.0		76.6	70-130			
1,2-Dichloropropane	**15.3**	0.50	ug/L	20.0		76.7	52-142			
2,2-Dichloropropane	**13.1**	0.50	ug/L	20.0		65.6	36-168			
1,3-Dichloropropane	**23.1**	0.50	ug/L	20.0		116	80-121			
cis-1,3-Dichloropropylene	**11.2**	0.50	ug/L	20.0		55.8	66-130			QM-07
trans-1,3-Dichloropropylene	**14.5**	0.50	ug/L	20.0		72.7	78-130			QM-07
1,1-Dichloropropylene	**16.8**	0.50	ug/L	20.0		83.9	76-132			
Diisopropyl ether (DIPE)	**17.8**	2.0	ug/L	20.0		89.2	52-138			
Ethylbenzene	**21.3**	0.50	ug/L	20.0		107	86-128			
Ethyl-tert-Butyl Ether (ETBE)	**16.7**	2.0	ug/L	20.0		83.5	64-137			
Hexachlorobutadiene	**16.2**	1.0	ug/L	20.0		80.9	70-130			
2-Hexanone (MBK)	**20.7**	10	ug/L	20.0		103	52-141			
Isopropylbenzene	**23.8**	0.50	ug/L	20.0		119	70-130			
4-Isopropyltoluene	**23.2**	1.0	ug/L	20.0		116	83-149			
Methyl-tert-Butyl Ether (MTBE)	**33.0**	1.2	ug/L	40.0		82.5	56-150			
Methylene Chloride	**14.8**	5.0	ug/L	20.0		73.8	70-130			
4-Methyl-2-pentanone (MIBK)	**11.6**	10	ug/L	20.0		58.2	60-148			QM-07
Naphthalene	**9.68**	2.0	ug/L	20.0	2.99	33.4	70-130			QM-07
n-Propylbenzene	**24.1**	0.50	ug/L	20.0		121	70-130			
Styrene	**22.2**	0.50	ug/L	20.0		111	65-141			
1,1,1,2-Tetrachloroethane	**21.2**	0.50	ug/L	20.0		106	70-130			
1,1,2,2-Tetrachloroethane	**19.4**	0.50	ug/L	20.0		96.8	62-134			
Tetrachloroethylene (PCE)	**26.5**	0.50	ug/L	20.0		133	70-130			QM-07
Toluene	**22.7**	0.50	ug/L	20.0		113	81-123			

Viorel Vasile
Operations Manager

LABORATORY ANALYSIS RESULTS

Client: The Source Group, Inc. (SH)
Project No: 04-NDLA-013
Project Name: DFSP Norwalk GW Sampling

AA Project No: A5334728
Date Received: 11/08/22
Date Reported: 12/02/22

Analyte	Result	Reporting Limit	Units	Spike Level	Source Result	%REC	%REC Limits	RPD	RPD Limit	Notes
VOCs, OXY & TPH Gasoline by GC/MS - Quality Control										
Batch B2K1110 - EPA 5030B										
Matrix Spike (B2K1110-MS1) Continued	**Source: 2K08013-08**			Prepared & Analyzed: 11/11/22						
1,2,3-Trichlorobenzene	**9.32**	0.50	ug/L	20.0		46.6	73-144			QM-07
1,2,4-Trichlorobenzene	**11.7**	0.50	ug/L	20.0		58.6	80-137			QM-07
1,1,1-Trichloroethane	**17.6**	0.50	ug/L	20.0		88.0	62-164			
1,1,2-Trichloroethane	**22.2**	0.50	ug/L	20.0		111	76-122			
Trichloroethylene (TCE)	**15.9**	0.50	ug/L	20.0		79.4	72-136			
Trichlorofluoromethane (R11)	**25.6**	0.50	ug/L	20.0		128	59-144			
1,2,3-Trichloropropane	**20.0**	0.50	ug/L	20.0		100	69-135			
1,1,2-Trichloro-1,2,2-trifluoroethane (R113)	**25.1**	0.50	ug/L	20.0		126	62-126			
1,3,5-Trimethylbenzene	**24.4**	0.50	ug/L	20.0		122	70-130			
1,2,4-Trimethylbenzene	**23.4**	0.50	ug/L	20.0		117	89-134			
Vinyl chloride	**18.5**	0.50	ug/L	20.0		92.4	54-150			
o-Xylene	**21.1**	0.50	ug/L	20.0		106	70-130			
m,p-Xylenes	**45.2**	1.0	ug/L	40.0		113	70-130			
Surrogate: 4-Bromofluorobenzene	*58.7*		*ug/L*	*50.0*		*117*	*80-129*			
Surrogate: Dibromofluoromethane	*41.0*		*ug/L*	*50.0*		*82.0*	*68-137*			
Surrogate: Toluene-d8	*55.6*		*ug/L*	*50.0*		*111*	*83-134*			
Matrix Spike Dup (B2K1110-MSD1)	**Source: 2K08013-08**			Prepared & Analyzed: 11/11/22						
Acetone	**25.6**	10	ug/L	20.0	8.88	83.4	11-169	0.274	30	
tert-Amyl-Methyl Ether (TAME)	**9.60**	2.0	ug/L	20.0		48.0	66-133	34.6	30	QM-07
Benzene	**14.2**	0.50	ug/L	20.0		71.1	56-135	4.87	30	
Bromobenzene	**21.4**	0.50	ug/L	20.0		107	70-130	17.6	30	
Bromochloromethane	**14.8**	0.50	ug/L	20.0		74.2	74-125	8.39	30	
Bromodichloromethane	**14.0**	0.50	ug/L	20.0		69.8	68-144	8.31	30	
Bromoform	**17.8**	0.50	ug/L	20.0		88.9	68-151	17.1	30	
Bromomethane	**25.0**	0.50	ug/L	20.0		125	54-142	86.4	30	
2-Butanone (MEK)	**13.4**	10	ug/L	20.0		66.9	62-145	8.79	30	
tert-Butyl Alcohol (TBA)	**72.0**	10	ug/L	100		72.0	73-162	18.5	30	QM-07
sec-Butylbenzene	**22.5**	0.50	ug/L	20.0		112	84-145	4.05	30	
tert-Butylbenzene	**20.4**	0.50	ug/L	20.0		102	70-130	6.55	30	
n-Butylbenzene	**23.4**	0.50	ug/L	20.0		117	70-130	3.04	30	

Viorel Vasile
Operations Manager

LABORATORY ANALYSIS RESULTS

Client: The Source Group, Inc. (SH)
Project No: 04-NDLA-013
Project Name: DFSP Norwalk GW Sampling

AA Project No: A5334728
Date Received: 11/08/22
Date Reported: 12/02/22

Analyte	Result	Reporting Limit	Units	Spike Level	Source Result	%REC	%REC Limits	RPD	RPD Limit	Notes
VOCs, OXY & TPH Gasoline by GC/MS - Quality Control										
Batch B2K1110 - EPA 5030B										
Matrix Spike Dup (B2K1110-MSD1) Continued				**Source: 2K08013-08**		Prepared & Analyzed: 11/11/22				
Carbon Disulfide	**18.5**	0.50	ug/L	20.0		92.5	28-151	2.46	30	
Carbon Tetrachloride	**16.3**	0.50	ug/L	20.0		81.3	58-164	0.0615	30	
Chlorobenzene	**20.8**	0.50	ug/L	20.0		104	70-130	1.34	30	
Chloroethane	**16.8**	0.50	ug/L	20.0		84.0	42-164	61.9	30	
Chloroform	**16.4**	0.50	ug/L	20.0		81.8	65-138	3.72	30	
Chloromethane	**18.5**	0.50	ug/L	20.0		92.5	50-152	6.24	30	
2-Chlorotoluene	**25.2**	0.50	ug/L	20.0		126	70-130	6.50	30	
4-Chlorotoluene	**23.0**	0.50	ug/L	20.0		115	70-130	8.79	30	
1,2-Dibromo-3-chloropropane	**17.2**	1.0	ug/L	20.0		86.2	53-161	3.42	30	
Dibromochloromethane	**17.8**	0.50	ug/L	20.0		88.9	70-130	18.9	30	
1,2-Dibromoethane (EDB)	**16.4**	0.50	ug/L	20.0		82.0	76-130	17.0	30	
Dibromomethane	**12.3**	0.50	ug/L	20.0		61.7	62-135	21.2	30	QM-07
1,3-Dichlorobenzene	**20.9**	0.50	ug/L	20.0		104	70-130	0.144	30	
1,2-Dichlorobenzene	**21.4**	0.50	ug/L	20.0		107	70-130	5.41	30	
1,4-Dichlorobenzene	**20.6**	0.50	ug/L	20.0		103	70-130	1.83	30	
Dichlorodifluoromethane (R12)	**16.3**	0.50	ug/L	20.0		81.3	17-153	2.87	30	
1,1-Dichloroethane	**16.6**	0.50	ug/L	20.0		82.8	55-131	2.39	30	
1,2-Dichloroethane (EDC)	**16.5**	0.50	ug/L	20.0		82.3	52-168	6.69	30	
1,1-Dichloroethylene	**18.8**	0.50	ug/L	20.0		94.1	51-140	6.25	30	
trans-1,2-Dichloroethylene	**17.2**	0.50	ug/L	20.0		85.9	59-127	0.877	30	
cis-1,2-Dichloroethylene	**15.0**	0.50	ug/L	20.0		75.2	70-130	1.78	30	
1,2-Dichloropropane	**14.2**	0.50	ug/L	20.0		71.2	52-142	7.44	30	
2,2-Dichloropropane	**7.76**	0.50	ug/L	20.0		38.8	36-168	51.3	30	
1,3-Dichloropropane	**18.8**	0.50	ug/L	20.0		94.2	80-121	20.4	30	
cis-1,3-Dichloropropylene	**6.19**	0.50	ug/L	20.0		31.0	66-130	57.3	30	QM-07
trans-1,3-Dichloropropylene	**6.11**	0.50	ug/L	20.0		30.6	78-130	81.6	30	QM-07
1,1-Dichloropropylene	**16.5**	0.50	ug/L	20.0		82.5	76-132	1.68	30	
Diisopropyl ether (DIPE)	**16.0**	2.0	ug/L	20.0		79.9	52-138	11.1	30	
Ethylbenzene	**21.5**	0.50	ug/L	20.0		108	86-128	1.03	30	
Ethyl-tert-Butyl Ether (ETBE)	**13.3**	2.0	ug/L	20.0		66.4	64-137	22.8	30	
Hexachlorobutadiene	**22.6**	1.0	ug/L	20.0		113	70-130	33.1	30	

Viorel Vasile
Operations Manager

LABORATORY ANALYSIS RESULTS

Client: The Source Group, Inc. (SH)
Project No: 04-NDLA-013
Project Name: DFSP Norwalk GW Sampling

AA Project No: A5334728
Date Received: 11/08/22
Date Reported: 12/02/22

Analyte	Result	Reporting Limit	Units	Spike Level	Source Result	%REC	%REC Limits	RPD	RPD Limit	Notes
VOCs, OXY & TPH Gasoline by GC/MS - Quality Control										
Batch B2K1110 - EPA 5030B										
Matrix Spike Dup (B2K1110-MSD1) Continued	**Source: 2K08013-08** Prepared & Analyzed: 11/11/22									
2-Hexanone (MBK)	**17.8**	10	ug/L	20.0		89.2	52-141	14.7	30	
Isopropylbenzene	**23.1**	0.50	ug/L	20.0		116	70-130	3.15	30	
4-Isopropyltoluene	**22.5**	1.0	ug/L	20.0		113	83-149	2.71	30	
Methyl-tert-Butyl Ether (MTBE)	**27.8**	1.2	ug/L	40.0		69.4	56-150	17.2	30	
Methylene Chloride	**14.4**	5.0	ug/L	20.0		72.0	70-130	2.54	30	
4-Methyl-2-pentanone (MIBK)	**13.7**	10	ug/L	20.0		68.3	60-148	15.9	30	
Naphthalene	**16.4**	2.0	ug/L	20.0	2.99	67.2	70-130	51.7	30	QM-07
n-Propylbenzene	**24.0**	0.50	ug/L	20.0		120	70-130	0.582	30	
Styrene	**23.0**	0.50	ug/L	20.0		115	65-141	3.67	30	
1,1,1,2-Tetrachloroethane	**20.0**	0.50	ug/L	20.0		100	70-130	5.68	30	
1,1,2,2-Tetrachloroethane	**19.1**	0.50	ug/L	20.0		95.6	62-134	1.20	30	
Tetrachloroethylene (PCE)	**25.4**	0.50	ug/L	20.0		127	70-130	4.20	30	
Toluene	**21.6**	0.50	ug/L	20.0		108	81-123	4.84	30	
1,2,3-Trichlorobenzene	**16.9**	0.50	ug/L	20.0		84.3	73-144	57.6	30	
1,2,4-Trichlorobenzene	**18.0**	0.50	ug/L	20.0		89.9	80-137	42.2	30	
1,1,1-Trichloroethane	**16.9**	0.50	ug/L	20.0		84.6	62-164	3.88	30	
1,1,2-Trichloroethane	**19.4**	0.50	ug/L	20.0		96.8	76-122	13.5	30	
Trichloroethylene (TCE)	**15.5**	0.50	ug/L	20.0		77.4	72-136	2.68	30	
Trichlorofluoromethane (R11)	**18.0**	0.50	ug/L	20.0		90.2	59-144	34.8	30	
1,2,3-Trichloropropane	**20.4**	0.50	ug/L	20.0		102	69-135	1.93	30	
1,1,2-Trichloro-1,2,2-trifluoroethane (R113)	**20.6**	0.50	ug/L	20.0		103	62-126	19.9	30	
1,3,5-Trimethylbenzene	**23.5**	0.50	ug/L	20.0		117	70-130	4.09	30	
1,2,4-Trimethylbenzene	**22.5**	0.50	ug/L	20.0		113	89-134	3.88	30	
Vinyl chloride	**18.6**	0.50	ug/L	20.0		92.8	54-150	0.432	30	
o-Xylene	**22.0**	0.50	ug/L	20.0		110	70-130	3.85	30	
m,p-Xylenes	**45.5**	1.0	ug/L	40.0		114	70-130	0.661	30	
Surrogate: 4-Bromofluorobenzene	*53.0*		*ug/L*	*50.0*		*106*	*80-129*			
Surrogate: Dibromofluoromethane	*40.8*		*ug/L*	*50.0*		*81.6*	*68-137*			
Surrogate: Toluene-d8	*54.4*		*ug/L*	*50.0*		*109*	*83-134*			

Viorel Vasile
Operations Manager

LABORATORY ANALYSIS RESULTS

Client: The Source Group, Inc. (SH)
Project No: 04-NDLA-013
Project Name: DFSP Norwalk GW Sampling

AA Project No: A5334728
Date Received: 11/08/22
Date Reported: 12/02/22

Analyte	Result	Reporting Limit	Units	Spike Level	Source Result	%REC	%REC Limits	RPD	RPD Limit	Notes
VOCs & OXYGENATES by GC/MS - Quality Control										
Batch B2K1110 - EPA 5030B										
Blank (B2K1110-BLK1)				Prepared & Analyzed: 11/11/22						
Acetone	<10	10	ug/L							
tert-Amyl-Methyl Ether (TAME)	<2.0	2.0	ug/L							
Benzene	<0.50	0.50	ug/L							
Bromobenzene	<0.50	0.50	ug/L							
Bromochloromethane	<0.50	0.50	ug/L							
Bromodichloromethane	<0.50	0.50	ug/L							
Bromoform	<0.50	0.50	ug/L							
Bromomethane	<0.50	0.50	ug/L							
2-Butanone (MEK)	<10	10	ug/L							
tert-Butyl Alcohol (TBA)	<10	10	ug/L							
sec-Butylbenzene	<0.50	0.50	ug/L							
tert-Butylbenzene	<0.50	0.50	ug/L							
n-Butylbenzene	<0.50	0.50	ug/L							
Carbon Disulfide	<0.50	0.50	ug/L							
Carbon Tetrachloride	<0.50	0.50	ug/L							
Chlorobenzene	<0.50	0.50	ug/L							
Chloroethane	<0.50	0.50	ug/L							
Chloroform	<0.50	0.50	ug/L							
Chloromethane	<0.50	0.50	ug/L							
2-Chlorotoluene	<0.50	0.50	ug/L							
4-Chlorotoluene	<0.50	0.50	ug/L							
1,2-Dibromo-3-chloropropane	<1.0	1.0	ug/L							
Dibromochloromethane	<0.50	0.50	ug/L							
1,2-Dibromoethane (EDB)	<0.50	0.50	ug/L							
Dibromomethane	<0.50	0.50	ug/L							
1,3-Dichlorobenzene	<0.50	0.50	ug/L							
1,2-Dichlorobenzene	<0.50	0.50	ug/L							
1,4-Dichlorobenzene	<0.50	0.50	ug/L							
Dichlorodifluoromethane (R12)	<0.50	0.50	ug/L							
1,1-Dichloroethane	<0.50	0.50	ug/L							
1,2-Dichloroethane (EDC)	<0.50	0.50	ug/L							
1,1-Dichloroethylene	<0.50	0.50	ug/L							

Viorel Vasile
Operations Manager

LABORATORY ANALYSIS RESULTS

Client: The Source Group, Inc. (SH)
Project No: 04-NDLA-013
Project Name: DFSP Norwalk GW Sampling

AA Project No: A5334728
Date Received: 11/08/22
Date Reported: 12/02/22

Analyte	Result	Reporting Limit	Units	Spike Level	Source Result	%REC	%REC Limits	RPD	RPD Limit	Notes
VOCs & OXYGENATES by GC/MS - Quality Control										
Batch B2K1110 - EPA 5030B										
Blank (B2K1110-BLK1) Continued				Prepared & Analyzed: 11/11/22						
trans-1,2-Dichloroethylene	<0.50	0.50	ug/L							
cis-1,2-Dichloroethylene	<0.50	0.50	ug/L							
1,2-Dichloropropane	<0.50	0.50	ug/L							
2,2-Dichloropropane	<0.50	0.50	ug/L							
1,3-Dichloropropane	<0.50	0.50	ug/L							
cis-1,3-Dichloropropylene	<0.50	0.50	ug/L							
trans-1,3-Dichloropropylene	<0.50	0.50	ug/L							
1,1-Dichloropropylene	<0.50	0.50	ug/L							
Diisopropyl ether (DIPE)	<2.0	2.0	ug/L							
Ethylbenzene	<0.50	0.50	ug/L							
Ethyl-tert-Butyl Ether (ETBE)	<2.0	2.0	ug/L							
Hexachlorobutadiene	<1.0	1.0	ug/L							
2-Hexanone (MBK)	<10	10	ug/L							
Isopropylbenzene	<0.50	0.50	ug/L							
4-Isopropyltoluene	<1.0	1.0	ug/L							
Methyl-tert-Butyl Ether (MTBE)	<1.2	1.2	ug/L							
Methylene Chloride	<5.0	5.0	ug/L							
4-Methyl-2-pentanone (MIBK)	<10	10	ug/L							
Naphthalene	<2.0	2.0	ug/L							
n-Propylbenzene	<0.50	0.50	ug/L							
Styrene	<0.50	0.50	ug/L							
1,1,1,2-Tetrachloroethane	<0.50	0.50	ug/L							
1,1,2,2-Tetrachloroethane	<0.50	0.50	ug/L							
Tetrachloroethylene (PCE)	<0.50	0.50	ug/L							
Toluene	<0.50	0.50	ug/L							
1,2,3-Trichlorobenzene	<0.50	0.50	ug/L							
1,2,4-Trichlorobenzene	<0.50	0.50	ug/L							
1,1,1-Trichloroethane	<0.50	0.50	ug/L							
1,1,2-Trichloroethane	<0.50	0.50	ug/L							
Trichloroethylene (TCE)	<0.50	0.50	ug/L							
Trichlorofluoromethane (R11)	<0.50	0.50	ug/L							
1,2,3-Trichloropropane	<0.50	0.50	ug/L							

Viorel Vasile
Operations Manager

LABORATORY ANALYSIS RESULTS

Client: The Source Group, Inc. (SH)
Project No: 04-NDLA-013
Project Name: DFSP Norwalk GW Sampling

AA Project No: A5334728
Date Received: 11/08/22
Date Reported: 12/02/22

Analyte	Result	Reporting Limit	Units	Spike Level	Source Result	%REC	%REC Limits	RPD	RPD Limit	Notes
VOCs & OXYGENATES by GC/MS - Quality Control										
Batch B2K1110 - EPA 5030B										
Blank (B2K1110-BLK1) Continued				Prepared & Analyzed: 11/11/22						
1,1,2-Trichloro-1,2,2-trifluoroethane (R113)	<0.50	0.50	ug/L							
1,3,5-Trimethylbenzene	<0.50	0.50	ug/L							
1,2,4-Trimethylbenzene	<0.50	0.50	ug/L							
Vinyl chloride	<0.50	0.50	ug/L							
o-Xylene	<0.50	0.50	ug/L							
m,p-Xylenes	<1.0	1.0	ug/L							
Surrogate: 4-Bromofluorobenzene	*53.1*		*ug/L*	*50.0*		*106*	*80-129*			
Surrogate: Dibromofluoromethane	*41.8*		*ug/L*	*50.0*		*83.6*	*68-137*			
Surrogate: Toluene-d8	*58.8*		*ug/L*	*50.0*		*118*	*83-134*			
LCS (B2K1110-BS1)				Prepared & Analyzed: 11/11/22						
Acetone	**17.7**	10	ug/L	20.0		88.5	27-123			
tert-Amyl-Methyl Ether (TAME)	**11.3**	2.0	ug/L	20.0		56.6	58-133			QL-02
Benzene	**16.0**	0.50	ug/L	20.0		80.2	60-134			
Bromobenzene	**23.4**	0.50	ug/L	20.0		117	70-130			
Bromochloromethane	**17.4**	0.50	ug/L	20.0		87.0	78-121			
Bromodichloromethane	**16.0**	0.50	ug/L	20.0		79.8	74-135			
Bromoform	**22.0**	0.50	ug/L	20.0		110	68-132			
Bromomethane	**15.6**	0.50	ug/L	20.0		78.0	58-142			
2-Butanone (MEK)	**16.9**	10	ug/L	20.0		84.7	62-138			
tert-Butyl Alcohol (TBA)	**78.5**	10	ug/L	100		78.5	65-148			
sec-Butylbenzene	**23.8**	0.50	ug/L	20.0		119	84-142			
tert-Butylbenzene	**24.2**	0.50	ug/L	20.0		121	70-130			
n-Butylbenzene	**25.0**	0.50	ug/L	20.0		125	70-130			
Carbon Disulfide	**19.8**	0.50	ug/L	20.0		99.2	17-177			
Carbon Tetrachloride	**18.8**	0.50	ug/L	20.0		94.0	66-155			
Chlorobenzene	**21.9**	0.50	ug/L	20.0		110	70-130			
Chloroethane	**11.4**	0.50	ug/L	20.0		56.8	45-166			
Chloroform	**18.3**	0.50	ug/L	20.0		91.6	71-131			
Chloromethane	**19.2**	0.50	ug/L	20.0		95.8	48-152			
2-Chlorotoluene	**25.4**	0.50	ug/L	20.0		127	70-130			

Viorel Vasile
Operations Manager

LABORATORY ANALYSIS RESULTS

Client: The Source Group, Inc. (SH)
Project No: 04-NDLA-013
Project Name: DFSP Norwalk GW Sampling

AA Project No: A5334728
Date Received: 11/08/22
Date Reported: 12/02/22

Analyte	Result	Reporting Limit	Units	Spike Level	Source Result	%REC	%REC Limits	RPD	RPD Limit	Notes
VOCs & OXYGENATES by GC/MS - Quality Control										
Batch B2K1110 - EPA 5030B										
LCS (B2K1110-BS1) Continued				Prepared & Analyzed: 11/11/22						
4-Chlorotoluene	**24.0**	0.50	ug/L	20.0		120	70-130			
1,2-Dibromo-3-chloropropane	**19.0**	1.0	ug/L	20.0		95.2	53-145			
Dibromochloromethane	**22.6**	0.50	ug/L	20.0		113	72-133			
1,2-Dibromoethane (EDB)	**20.2**	0.50	ug/L	20.0		101	79-120			
Dibromomethane	**15.4**	0.50	ug/L	20.0		77.1	68-124			
1,3-Dichlorobenzene	**22.2**	0.50	ug/L	20.0		111	70-130			
1,2-Dichlorobenzene	**22.7**	0.50	ug/L	20.0		114	70-130			
1,4-Dichlorobenzene	**22.4**	0.50	ug/L	20.0		112	70-130			
Dichlorodifluoromethane (R12)	**17.6**	0.50	ug/L	20.0		88.0	16-148			
1,1-Dichloroethane	**18.9**	0.50	ug/L	20.0		94.7	67-120			
1,2-Dichloroethane (EDC)	**19.4**	0.50	ug/L	20.0		96.9	57-156			
1,1-Dichloroethylene	**18.8**	0.50	ug/L	20.0		94.0	50-149			
trans-1,2-Dichloroethylene	**19.1**	0.50	ug/L	20.0		95.6	66-126			
cis-1,2-Dichloroethylene	**16.9**	0.50	ug/L	20.0		84.4	70-124			
1,2-Dichloropropane	**15.8**	0.50	ug/L	20.0		79.2	53-139			
2,2-Dichloropropane	**20.4**	0.50	ug/L	20.0		102	44-162			
1,3-Dichloropropane	**23.6**	0.50	ug/L	20.0		118	79-113			QL-06
cis-1,3-Dichloropropylene	**17.9**	0.50	ug/L	20.0		89.4	67-127			
trans-1,3-Dichloropropylene	**25.7**	0.50	ug/L	20.0		129	76-121			QL-02
1,1-Dichloropropylene	**17.6**	0.50	ug/L	20.0		88.0	84-124			
Diisopropyl ether (DIPE)	**18.7**	2.0	ug/L	20.0		93.4	51-136			
Ethylbenzene	**22.8**	0.50	ug/L	20.0		114	86-124			
Ethyl-tert-Butyl Ether (ETBE)	**17.8**	2.0	ug/L	20.0		89.0	62-136			
Hexachlorobutadiene	**26.4**	1.0	ug/L	20.0		132	76-140			
2-Hexanone (MBK)	**22.8**	10	ug/L	20.0		114	52-123			
Isopropylbenzene	**24.6**	0.50	ug/L	20.0		123	70-130			
4-Isopropyltoluene	**24.1**	1.0	ug/L	20.0		120	70-130			
Methyl-tert-Butyl Ether (MTBE)	**34.1**	1.2	ug/L	40.0		85.4	58-144			
Methylene Chloride	**16.5**	5.0	ug/L	20.0		82.4	50-135			
4-Methyl-2-pentanone (MIBK)	**12.4**	10	ug/L	20.0		62.2	49-139			
Naphthalene	**20.3**	2.0	ug/L	20.0		101	74-128			
n-Propylbenzene	**25.1**	0.50	ug/L	20.0		126	70-130			

Viorel Vasile
Operations Manager

LABORATORY ANALYSIS RESULTS

Client: The Source Group, Inc. (SH)
Project No: 04-NDLA-013
Project Name: DFSP Norwalk GW Sampling

AA Project No: A5334728
Date Received: 11/08/22
Date Reported: 12/02/22

Analyte	Result	Reporting Limit	Units	Spike Level	Source Result	%REC	%REC Limits	RPD	RPD Limit	Notes
VOCs & OXYGENATES by GC/MS - Quality Control										
Batch B2K1110 - EPA 5030B										
LCS (B2K1110-BS1) Continued				Prepared & Analyzed: 11/11/22						
Styrene	**24.5**	0.50	ug/L	20.0		122	84-123			
1,1,1,2-Tetrachloroethane	**23.0**	0.50	ug/L	20.0		115	70-130			
1,1,2,2-Tetrachloroethane	**20.0**	0.50	ug/L	20.0		99.8	58-126			
Tetrachloroethylene (PCE)	**26.8**	0.50	ug/L	20.0		134	70-130			QL-02
Toluene	**24.3**	0.50	ug/L	20.0		121	83-118			QL-06
1,2,3-Trichlorobenzene	**23.0**	0.50	ug/L	20.0		115	77-134			
1,2,4-Trichlorobenzene	**22.8**	0.50	ug/L	20.0		114	84-128			
1,1,1-Trichloroethane	**18.5**	0.50	ug/L	20.0		92.4	66-158			
1,1,2-Trichloroethane	**22.2**	0.50	ug/L	20.0		111	75-115			
Trichloroethylene (TCE)	**16.2**	0.50	ug/L	20.0		81.2	82-128			QL-02
Trichlorofluoromethane (R11)	**24.5**	0.50	ug/L	20.0		123	65-137			
1,2,3-Trichloropropane	**21.0**	0.50	ug/L	20.0		105	68-123			
1,1,2-Trichloro-1,2,2-trifluoroethane (R113)	**21.8**	0.50	ug/L	20.0		109	62-130			
1,3,5-Trimethylbenzene	**24.1**	0.50	ug/L	20.0		121	70-130			
1,2,4-Trimethylbenzene	**24.3**	0.50	ug/L	20.0		121	70-130			
Vinyl chloride	**20.8**	0.50	ug/L	20.0		104	51-151			
o-Xylene	**23.2**	0.50	ug/L	20.0		116	70-130			
m,p-Xylenes	**48.0**	1.0	ug/L	40.0		120	70-130			
Surrogate: 4-Bromofluorobenzene	*53.7*		*ug/L*	*50.0*		*107*	*80-129*			
Surrogate: Dibromofluoromethane	*43.9*		*ug/L*	*50.0*		*87.9*	*68-137*			
Surrogate: Toluene-d8	*57.2*		*ug/L*	*50.0*		*114*	*83-134*			
LCS Dup (B2K1110-BSD1)				Prepared & Analyzed: 11/11/22						
Acetone	**20.7**	10	ug/L	20.0		104	27-123	15.7	30	
tert-Amyl-Methyl Ether (TAME)	**15.0**	2.0	ug/L	20.0		74.8	58-133	27.6	30	
Benzene	**15.7**	0.50	ug/L	20.0		78.4	60-134	2.27	30	
Bromobenzene	**23.0**	0.50	ug/L	20.0		115	70-130	1.68	30	
Bromochloromethane	**16.8**	0.50	ug/L	20.0		84.0	78-121	3.51	30	
Bromodichloromethane	**15.6**	0.50	ug/L	20.0		78.2	74-135	2.02	30	
Bromoform	**21.0**	0.50	ug/L	20.0		105	68-132	4.71	30	
Bromomethane	**11.8**	0.50	ug/L	20.0		58.8	58-142	28.1	30	

Viorel Vasile
Operations Manager

LABORATORY ANALYSIS RESULTS

Client: The Source Group, Inc. (SH)
Project No: 04-NDLA-013
Project Name: DFSP Norwalk GW Sampling

AA Project No: A5334728
Date Received: 11/08/22
Date Reported: 12/02/22

Analyte	Result	Reporting Limit	Units	Spike Level	Source Result	%REC	%REC Limits	RPD	RPD Limit	Notes
VOCs & OXYGENATES by GC/MS - Quality Control										
Batch B2K1110 - EPA 5030B										
LCS Dup (B2K1110-BSD1) Continued				Prepared & Analyzed: 11/11/22						
2-Butanone (MEK)	**15.3**	10	ug/L	20.0		76.4	62-138	10.3	30	
tert-Butyl Alcohol (TBA)	**114**	10	ug/L	100		114	65-148	36.8	30	QR-02
sec-Butylbenzene	**23.5**	0.50	ug/L	20.0		118	84-142	0.930	30	
tert-Butylbenzene	**24.3**	0.50	ug/L	20.0		121	70-130	0.454	30	
n-Butylbenzene	**24.3**	0.50	ug/L	20.0		121	70-130	2.92	30	
Carbon Disulfide	**23.7**	0.50	ug/L	20.0		119	17-177	17.9	30	
Carbon Tetrachloride	**16.7**	0.50	ug/L	20.0		83.6	66-155	11.6	30	
Chlorobenzene	**21.7**	0.50	ug/L	20.0		109	70-130	0.779	30	
Chloroethane	**6.32**	0.50	ug/L	20.0		31.6	45-166	57.1	30	QL-03
Chloroform	**17.5**	0.50	ug/L	20.0		87.6	71-131	4.47	30	
Chloromethane	**17.8**	0.50	ug/L	20.0		88.8	48-152	7.53	30	
2-Chlorotoluene	**24.9**	0.50	ug/L	20.0		125	70-130	2.11	30	
4-Chlorotoluene	**24.5**	0.50	ug/L	20.0		122	70-130	2.23	30	
1,2-Dibromo-3-chloropropane	**21.6**	1.0	ug/L	20.0		108	53-145	12.5	30	
Dibromochloromethane	**21.6**	0.50	ug/L	20.0		108	72-133	4.61	30	
1,2-Dibromoethane (EDB)	**19.4**	0.50	ug/L	20.0		96.8	79-120	4.45	30	
Dibromomethane	**14.6**	0.50	ug/L	20.0		73.0	68-124	5.39	30	
1,3-Dichlorobenzene	**21.9**	0.50	ug/L	20.0		110	70-130	1.49	30	
1,2-Dichlorobenzene	**22.3**	0.50	ug/L	20.0		112	70-130	1.73	30	
1,4-Dichlorobenzene	**22.3**	0.50	ug/L	20.0		111	70-130	0.492	30	
Dichlorodifluoromethane (R12)	**16.4**	0.50	ug/L	20.0		82.0	16-148	7.06	30	
1,1-Dichloroethane	**18.5**	0.50	ug/L	20.0		92.6	67-120	2.19	30	
1,2-Dichloroethane (EDC)	**19.0**	0.50	ug/L	20.0		95.1	57-156	1.87	30	
1,1-Dichloroethylene	**19.8**	0.50	ug/L	20.0		99.0	50-149	5.18	30	
trans-1,2-Dichloroethylene	**18.2**	0.50	ug/L	20.0		91.2	66-126	4.77	30	
cis-1,2-Dichloroethylene	**16.1**	0.50	ug/L	20.0		80.6	70-124	4.67	30	
1,2-Dichloropropane	**15.6**	0.50	ug/L	20.0		78.2	53-139	1.21	30	
2,2-Dichloropropane	**14.5**	0.50	ug/L	20.0		72.4	44-162	34.1	30	QR-02
1,3-Dichloropropane	**22.9**	0.50	ug/L	20.0		115	79-113	3.14	30	QL-06
cis-1,3-Dichloropropylene	**13.2**	0.50	ug/L	20.0		66.2	67-127	29.8	30	QL-03
trans-1,3-Dichloropropylene	**19.4**	0.50	ug/L	20.0		97.2	76-121	27.8	30	
1,1-Dichloropropylene	**18.2**	0.50	ug/L	20.0		91.2	84-124	3.63	30	

Viorel Vasile
Operations Manager

LABORATORY ANALYSIS RESULTS

Client: The Source Group, Inc. (SH)
Project No: 04-NDLA-013
Project Name: DFSP Norwalk GW Sampling

AA Project No: A5334728
Date Received: 11/08/22
Date Reported: 12/02/22

Analyte	Result	Reporting Limit	Units	Spike Level	Source Result	%REC	%REC Limits	RPD	RPD Limit	Notes
VOCs & OXYGENATES by GC/MS - Quality Control										
Batch B2K1110 - EPA 5030B										
LCS Dup (B2K1110-BSD1) Continued				Prepared & Analyzed: 11/11/22						
Diisopropyl ether (DIPE)	**18.1**	2.0	ug/L	20.0		90.5	51-136	3.15	30	
Ethylbenzene	**22.6**	0.50	ug/L	20.0		113	86-124	0.704	30	
Ethyl-tert-Butyl Ether (ETBE)	**16.9**	2.0	ug/L	20.0		84.7	62-136	4.95	30	
Hexachlorobutadiene	**23.5**	1.0	ug/L	20.0		118	76-140	11.7	30	
2-Hexanone (MBK)	**18.0**	10	ug/L	20.0		89.8	52-123	24.0	30	
Isopropylbenzene	**25.2**	0.50	ug/L	20.0		126	70-130	2.21	30	
4-Isopropyltoluene	**23.9**	1.0	ug/L	20.0		120	70-130	0.750	30	
Methyl-tert-Butyl Ether (MTBE)	**32.4**	1.2	ug/L	40.0		80.9	58-144	5.32	30	
Methylene Chloride	**25.6**	5.0	ug/L	20.0		128	50-135	43.4	30	QR-02
4-Methyl-2-pentanone (MIBK)	**10.6**	10	ug/L	20.0		53.2	49-139	15.5	30	
Naphthalene	**17.1**	2.0	ug/L	20.0		85.5	74-128	16.9	30	
n-Propylbenzene	**25.5**	0.50	ug/L	20.0		128	70-130	1.62	30	
Styrene	**24.6**	0.50	ug/L	20.0		123	84-123	0.611	30	
1,1,1,2-Tetrachloroethane	**22.9**	0.50	ug/L	20.0		115	70-130	0.305	30	
1,1,2,2-Tetrachloroethane	**18.9**	0.50	ug/L	20.0		94.7	58-126	5.29	30	
Tetrachloroethylene (PCE)	**23.5**	0.50	ug/L	20.0		118	70-130	13.1	30	
Toluene	**24.1**	0.50	ug/L	20.0		120	83-118	0.869	30	QL-06
1,2,3-Trichlorobenzene	**19.5**	0.50	ug/L	20.0		97.3	77-134	16.5	30	
1,2,4-Trichlorobenzene	**20.4**	0.50	ug/L	20.0		102	84-128	10.6	30	
1,1,1-Trichloroethane	**18.9**	0.50	ug/L	20.0		94.5	66-158	2.19	30	
1,1,2-Trichloroethane	**21.8**	0.50	ug/L	20.0		109	75-115	1.96	30	
Trichloroethylene (TCE)	**16.8**	0.50	ug/L	20.0		84.2	82-128	3.75	30	
Trichlorofluoromethane (R11)	**25.8**	0.50	ug/L	20.0		129	65-137	5.28	30	
1,2,3-Trichloropropane	**19.7**	0.50	ug/L	20.0		98.6	68-123	6.38	30	
1,1,2-Trichloro-1,2,2-trifluoroethane (R113)	**23.7**	0.50	ug/L	20.0		119	62-130	8.48	30	
1,3,5-Trimethylbenzene	**24.5**	0.50	ug/L	20.0		123	70-130	1.56	30	
1,2,4-Trimethylbenzene	**23.4**	0.50	ug/L	20.0		117	70-130	3.48	30	
Vinyl chloride	**20.0**	0.50	ug/L	20.0		100	51-151	3.68	30	
o-Xylene	**23.4**	0.50	ug/L	20.0		117	70-130	1.03	30	
m,p-Xylenes	**49.7**	1.0	ug/L	40.0		124	70-130	3.44	30	

Viorel Vasile
Operations Manager

LABORATORY ANALYSIS RESULTS

Client: The Source Group, Inc. (SH)
Project No: 04-NDLA-013
Project Name: DFSP Norwalk GW Sampling

AA Project No: A5334728
Date Received: 11/08/22
Date Reported: 12/02/22

Analyte	Result	Reporting Limit	Units	Spike Level	Source Result	%REC	%REC Limits	RPD	RPD Limit	Notes
VOCs & OXYGENATES by GC/MS - Quality Control										
Batch B2K1110 - EPA 5030B										
LCS Dup (B2K1110-BSD1) Continued				Prepared & Analyzed: 11/11/22						
Surrogate: 4-Bromofluorobenzene	*53.5*		*ug/L*	*50.0*		*107*	*80-129*			
Surrogate: Dibromofluoromethane	*42.4*		*ug/L*	*50.0*		*84.9*	*68-137*			
Surrogate: Toluene-d8	*57.3*		*ug/L*	*50.0*		*115*	*83-134*			
Matrix Spike (B2K1110-MS1)		**Source: 2K08013-08**		Prepared & Analyzed: 11/11/22						
Acetone	**25.5**	10	ug/L	20.0	8.88	83.0	11-169			
tert-Amyl-Methyl Ether (TAME)	**13.6**	2.0	ug/L	20.0	<2.0	68.1	66-133			
Benzene	**14.9**	0.50	ug/L	20.0	<0.50	74.6	56-135			
Bromobenzene	**25.6**	0.50	ug/L	20.0	<0.50	128	70-130			
Bromochloromethane	**16.2**	0.50	ug/L	20.0	<0.50	80.8	74-125			
Bromodichloromethane	**15.2**	0.50	ug/L	20.0	<0.50	75.8	68-144			
Bromoform	**21.1**	0.50	ug/L	20.0	<0.50	106	68-151			
Bromomethane	**9.92**	0.50	ug/L	20.0	<0.50	49.6	54-142			QM-07
2-Butanone (MEK)	**14.6**	10	ug/L	20.0	<10	73.0	62-145			
tert-Butyl Alcohol (TBA)	**86.6**	10	ug/L	100	<10	86.6	73-162			
sec-Butylbenzene	**23.4**	0.50	ug/L	20.0	<0.50	117	84-145			
tert-Butylbenzene	**21.8**	0.50	ug/L	20.0	<0.50	109	70-130			
n-Butylbenzene	**22.7**	0.50	ug/L	20.0	<0.50	113	70-130			
Carbon Disulfide	**18.0**	0.50	ug/L	20.0	<0.50	90.2	28-151			
Carbon Tetrachloride	**16.3**	0.50	ug/L	20.0	<0.50	81.4	58-164			
Chlorobenzene	**21.1**	0.50	ug/L	20.0	<0.50	106	70-130			
Chloroethane	**8.86**	0.50	ug/L	20.0	<0.50	44.3	42-164			
Chloroform	**17.0**	0.50	ug/L	20.0	<0.50	84.9	65-138			
Chloromethane	**17.4**	0.50	ug/L	20.0	<0.50	86.9	50-152			
2-Chlorotoluene	**26.8**	0.50	ug/L	20.0	<0.50	134	70-130			QM-07
4-Chlorotoluene	**25.2**	0.50	ug/L	20.0	<0.50	126	70-130			
1,2-Dibromo-3-chloropropane	**17.8**	1.0	ug/L	20.0	<1.0	89.2	53-161			
Dibromochloromethane	**21.5**	0.50	ug/L	20.0	<0.50	107	70-130			
1,2-Dibromoethane (EDB)	**19.4**	0.50	ug/L	20.0	<0.50	97.2	76-130			
Dibromomethane	**15.3**	0.50	ug/L	20.0	<0.50	76.4	62-135			
1,3-Dichlorobenzene	**20.9**	0.50	ug/L	20.0	<0.50	105	70-130			
1,2-Dichlorobenzene	**20.3**	0.50	ug/L	20.0	<0.50	102	70-130			
1,4-Dichlorobenzene	**21.0**	0.50	ug/L	20.0	<0.50	105	70-130			

Viorel Vasile
Operations Manager

LABORATORY ANALYSIS RESULTS

Client: The Source Group, Inc. (SH)
Project No: 04-NDLA-013
Project Name: DFSP Norwalk GW Sampling

AA Project No: A5334728
Date Received: 11/08/22
Date Reported: 12/02/22

Analyte	Result	Reporting Limit	Units	Spike Level	Source Result	%REC	%REC Limits	RPD	RPD Limit	Notes
VOCs & OXYGENATES by GC/MS - Quality Control										
Batch B2K1110 - EPA 5030B										
Matrix Spike (B2K1110-MS1) Continued **Source: 2K08013-08** Prepared & Analyzed: 11/11/22										
Dichlorodifluoromethane (R12)	**15.8**	0.50	ug/L	20.0	<0.50	79.0	17-153			
1,1-Dichloroethane	**17.0**	0.50	ug/L	20.0	<0.50	84.8	55-131			
1,2-Dichloroethane (EDC)	**17.6**	0.50	ug/L	20.0	<0.50	88.0	52-168			
1,1-Dichloroethylene	**17.7**	0.50	ug/L	20.0	<0.50	88.4	51-140			
trans-1,2-Dichloroethylene	**17.0**	0.50	ug/L	20.0	<0.50	85.2	59-127			
cis-1,2-Dichloroethylene	**15.3**	0.50	ug/L	20.0	<0.50	76.6	70-130			
1,2-Dichloropropane	**15.3**	0.50	ug/L	20.0	<0.50	76.7	52-142			
2,2-Dichloropropane	**13.1**	0.50	ug/L	20.0	<0.50	65.6	36-168			
1,3-Dichloropropane	**23.1**	0.50	ug/L	20.0	<0.50	116	80-121			
cis-1,3-Dichloropropylene	**11.2**	0.50	ug/L	20.0	<0.50	55.8	66-130			QM-07
trans-1,3-Dichloropropylene	**14.5**	0.50	ug/L	20.0	<0.50	72.7	78-130			QM-07
1,1-Dichloropropylene	**16.8**	0.50	ug/L	20.0	<0.50	83.9	76-132			
Diisopropyl ether (DIPE)	**17.8**	2.0	ug/L	20.0	<2.0	89.2	52-138			
Ethylbenzene	**21.3**	0.50	ug/L	20.0	<0.50	107	86-128			
Ethyl-tert-Butyl Ether (ETBE)	**16.7**	2.0	ug/L	20.0	<2.0	83.5	64-137			
Hexachlorobutadiene	**16.2**	1.0	ug/L	20.0	<1.0	80.9	70-130			
2-Hexanone (MBK)	**20.7**	10	ug/L	20.0	<10	103	52-141			
Isopropylbenzene	**23.8**	0.50	ug/L	20.0	<0.50	119	70-130			
4-Isopropyltoluene	**23.2**	1.0	ug/L	20.0	<1.0	116	83-149			
Methyl-tert-Butyl Ether (MTBE)	**33.0**	1.2	ug/L	40.0	<1.2	82.5	56-150			
Methylene Chloride	**14.8**	5.0	ug/L	20.0	<5.0	73.8	70-130			
4-Methyl-2-pentanone (MIBK)	**11.6**	10	ug/L	20.0	<10	58.2	60-148			QM-07
Naphthalene	**9.68**	2.0	ug/L	20.0	2.99	33.4	70-130			QM-07
n-Propylbenzene	**24.1**	0.50	ug/L	20.0	<0.50	121	70-130			
Styrene	**22.2**	0.50	ug/L	20.0	<0.50	111	65-141			
1,1,1,2-Tetrachloroethane	**21.2**	0.50	ug/L	20.0	<0.50	106	70-130			
1,1,2,2-Tetrachloroethane	**19.4**	0.50	ug/L	20.0	<0.50	96.8	62-134			
Tetrachloroethylene (PCE)	**26.5**	0.50	ug/L	20.0	<0.50	133	70-130			QM-07
Toluene	**22.7**	0.50	ug/L	20.0	<0.50	113	81-123			
1,2,3-Trichlorobenzene	**9.32**	0.50	ug/L	20.0	<0.50	46.6	73-144			QM-07
1,2,4-Trichlorobenzene	**11.7**	0.50	ug/L	20.0	<0.50	58.6	80-137			QM-07
1,1,1-Trichloroethane	**17.6**	0.50	ug/L	20.0	<0.50	88.0	62-164			

Viorel Vasile
Operations Manager

LABORATORY ANALYSIS RESULTS

Client: The Source Group, Inc. (SH)
Project No: 04-NDLA-013
Project Name: DFSP Norwalk GW Sampling

AA Project No: A5334728
Date Received: 11/08/22
Date Reported: 12/02/22

Analyte	Result	Reporting Limit	Units	Spike Level	Source Result	%REC	%REC Limits	RPD	RPD Limit	Notes
VOCs & OXYGENATES by GC/MS - Quality Control										
Batch B2K1110 - EPA 5030B										
Matrix Spike (B2K1110-MS1) Continued	**Source: 2K08013-08**		Prepared & Analyzed: 11/11/22							
1,1,2-Trichloroethane	**22.2**	0.50	ug/L	20.0	<0.50	111	76-122			
Trichloroethylene (TCE)	**15.9**	0.50	ug/L	20.0	<0.50	79.4	72-136			
Trichlorofluoromethane (R11)	**25.6**	0.50	ug/L	20.0	<0.50	128	59-144			
1,2,3-Trichloropropane	**20.0**	0.50	ug/L	20.0	<0.50	100	69-135			
1,1,2-Trichloro-1,2,2-trifluoroethane (R113)	**25.1**	0.50	ug/L	20.0	<0.50	126	62-126			
1,3,5-Trimethylbenzene	**24.4**	0.50	ug/L	20.0	<0.50	122	70-130			
1,2,4-Trimethylbenzene	**23.4**	0.50	ug/L	20.0	<0.50	117	89-134			
Vinyl chloride	**18.5**	0.50	ug/L	20.0	<0.50	92.4	54-150			
o-Xylene	**21.1**	0.50	ug/L	20.0	<0.50	106	70-130			
m,p-Xylenes	**45.2**	1.0	ug/L	40.0	<1.0	113	70-130			
Surrogate: 4-Bromofluorobenzene	*58.7*		*ug/L*	*50.0*		*117*	*80-129*			
Surrogate: Dibromofluoromethane	*41.0*		*ug/L*	*50.0*		*82.0*	*68-137*			
Surrogate: Toluene-d8	*55.6*		*ug/L*	*50.0*		*111*	*83-134*			
Matrix Spike Dup (B2K1110-MSD1)	**Source: 2K08013-08**		Prepared & Analyzed: 11/11/22							
Acetone	**25.6**	10	ug/L	20.0	8.88	83.4	11-169	0.274	30	
tert-Amyl-Methyl Ether (TAME)	**9.60**	2.0	ug/L	20.0	<2.0	48.0	66-133	34.6	30	QM-07
Benzene	**14.2**	0.50	ug/L	20.0	<0.50	71.1	56-135	4.87	30	
Bromobenzene	**21.4**	0.50	ug/L	20.0	<0.50	107	70-130	17.6	30	
Bromochloromethane	**14.8**	0.50	ug/L	20.0	<0.50	74.2	74-125	8.39	30	
Bromodichloromethane	**14.0**	0.50	ug/L	20.0	<0.50	69.8	68-144	8.31	30	
Bromoform	**17.8**	0.50	ug/L	20.0	<0.50	88.9	68-151	17.1	30	
Bromomethane	**25.0**	0.50	ug/L	20.0	<0.50	125	54-142	86.4	30	
2-Butanone (MEK)	**13.4**	10	ug/L	20.0	<10	66.9	62-145	8.79	30	
tert-Butyl Alcohol (TBA)	**72.0**	10	ug/L	100	<10	72.0	73-162	18.5	30	QM-07
sec-Butylbenzene	**22.5**	0.50	ug/L	20.0	<0.50	112	84-145	4.05	30	
tert-Butylbenzene	**20.4**	0.50	ug/L	20.0	<0.50	102	70-130	6.55	30	
n-Butylbenzene	**23.4**	0.50	ug/L	20.0	<0.50	117	70-130	3.04	30	
Carbon Disulfide	**18.5**	0.50	ug/L	20.0	<0.50	92.5	28-151	2.46	30	
Carbon Tetrachloride	**16.3**	0.50	ug/L	20.0	<0.50	81.3	58-164	0.0615	30	
Chlorobenzene	**20.8**	0.50	ug/L	20.0	<0.50	104	70-130	1.34	30	

Viorel Vasile
Operations Manager

LABORATORY ANALYSIS RESULTS

Client: The Source Group, Inc. (SH)
Project No: 04-NDLA-013
Project Name: DFSP Norwalk GW Sampling

AA Project No: A5334728
Date Received: 11/08/22
Date Reported: 12/02/22

Analyte	Result	Reporting Limit	Units	Spike Level	Source Result	%REC	%REC Limits	RPD	RPD Limit	Notes
VOCs & OXYGENATES by GC/MS - Quality Control										
Batch B2K1110 - EPA 5030B										
Matrix Spike Dup (B2K1110-MSD1) Continued	**Source: 2K08013-08** Prepared & Analyzed: 11/11/22									
Chloroethane	**16.8**	0.50	ug/L	20.0	<0.50	84.0	42-164	61.9	30	
Chloroform	**16.4**	0.50	ug/L	20.0	<0.50	81.8	65-138	3.72	30	
Chloromethane	**18.5**	0.50	ug/L	20.0	<0.50	92.5	50-152	6.24	30	
2-Chlorotoluene	**25.2**	0.50	ug/L	20.0	<0.50	126	70-130	6.50	30	
4-Chlorotoluene	**23.0**	0.50	ug/L	20.0	<0.50	115	70-130	8.79	30	
1,2-Dibromo-3-chloropropane	**17.2**	1.0	ug/L	20.0	<1.0	86.2	53-161	3.42	30	
Dibromochloromethane	**17.8**	0.50	ug/L	20.0	<0.50	88.9	70-130	18.9	30	
1,2-Dibromoethane (EDB)	**16.4**	0.50	ug/L	20.0	<0.50	82.0	76-130	17.0	30	
Dibromomethane	**12.3**	0.50	ug/L	20.0	<0.50	61.7	62-135	21.2	30	QM-07
1,3-Dichlorobenzene	**20.9**	0.50	ug/L	20.0	<0.50	104	70-130	0.144	30	
1,2-Dichlorobenzene	**21.4**	0.50	ug/L	20.0	<0.50	107	70-130	5.41	30	
1,4-Dichlorobenzene	**20.6**	0.50	ug/L	20.0	<0.50	103	70-130	1.83	30	
Dichlorodifluoromethane (R12)	**16.3**	0.50	ug/L	20.0	<0.50	81.3	17-153	2.87	30	
1,1-Dichloroethane	**16.6**	0.50	ug/L	20.0	<0.50	82.8	55-131	2.39	30	
1,2-Dichloroethane (EDC)	**16.5**	0.50	ug/L	20.0	<0.50	82.3	52-168	6.69	30	
1,1-Dichloroethylene	**18.8**	0.50	ug/L	20.0	<0.50	94.1	51-140	6.25	30	
trans-1,2-Dichloroethylene	**17.2**	0.50	ug/L	20.0	<0.50	85.9	59-127	0.877	30	
cis-1,2-Dichloroethylene	**15.0**	0.50	ug/L	20.0	<0.50	75.2	70-130	1.78	30	
1,2-Dichloropropane	**14.2**	0.50	ug/L	20.0	<0.50	71.2	52-142	7.44	30	
2,2-Dichloropropane	**7.76**	0.50	ug/L	20.0	<0.50	38.8	36-168	51.3	30	
1,3-Dichloropropane	**18.8**	0.50	ug/L	20.0	<0.50	94.2	80-121	20.4	30	
cis-1,3-Dichloropropylene	**6.19**	0.50	ug/L	20.0	<0.50	31.0	66-130	57.3	30	QM-07
trans-1,3-Dichloropropylene	**6.11**	0.50	ug/L	20.0	<0.50	30.6	78-130	81.6	30	QM-07
1,1-Dichloropropylene	**16.5**	0.50	ug/L	20.0	<0.50	82.5	76-132	1.68	30	
Diisopropyl ether (DIPE)	**16.0**	2.0	ug/L	20.0	<2.0	79.9	52-138	11.1	30	
Ethylbenzene	**21.5**	0.50	ug/L	20.0	<0.50	108	86-128	1.03	30	
Ethyl-tert-Butyl Ether (ETBE)	**13.3**	2.0	ug/L	20.0	<2.0	66.4	64-137	22.8	30	
Hexachlorobutadiene	**22.6**	1.0	ug/L	20.0	<1.0	113	70-130	33.1	30	
2-Hexanone (MBK)	**17.8**	10	ug/L	20.0	<10	89.2	52-141	14.7	30	
Isopropylbenzene	**23.1**	0.50	ug/L	20.0	<0.50	116	70-130	3.15	30	
4-Isopropyltoluene	**22.5**	1.0	ug/L	20.0	<1.0	113	83-149	2.71	30	

Viorel Vasile
Operations Manager

LABORATORY ANALYSIS RESULTS

Client: The Source Group, Inc. (SH)
Project No: 04-NDLA-013
Project Name: DFSP Norwalk GW Sampling

AA Project No: A5334728
Date Received: 11/08/22
Date Reported: 12/02/22

Analyte	Result	Reporting Limit	Units	Spike Level	Source Result	%REC	%REC Limits	RPD	RPD Limit	Notes
VOCs & OXYGENATES by GC/MS - Quality Control										
Batch B2K1110 - EPA 5030B										
Matrix Spike Dup (B2K1110-MSD1) Continued			**Source: 2K08013-08**	Prepared & Analyzed: 11/11/22						
Methyl-tert-Butyl Ether (MTBE)	**27.8**	1.2	ug/L	40.0	<1.2	69.4	56-150	17.2	30	
Methylene Chloride	**14.4**	5.0	ug/L	20.0	<5.0	72.0	70-130	2.54	30	
4-Methyl-2-pentanone (MIBK)	**13.7**	10	ug/L	20.0	<10	68.3	60-148	15.9	30	
Naphthalene	**16.4**	2.0	ug/L	20.0	2.99	67.2	70-130	51.7	30	QM-07
n-Propylbenzene	**24.0**	0.50	ug/L	20.0	<0.50	120	70-130	0.582	30	
Styrene	**23.0**	0.50	ug/L	20.0	<0.50	115	65-141	3.67	30	
1,1,1,2-Tetrachloroethane	**20.0**	0.50	ug/L	20.0	<0.50	100	70-130	5.68	30	
1,1,2,2-Tetrachloroethane	**19.1**	0.50	ug/L	20.0	<0.50	95.6	62-134	1.20	30	
Tetrachloroethylene (PCE)	**25.4**	0.50	ug/L	20.0	<0.50	127	70-130	4.20	30	
Toluene	**21.6**	0.50	ug/L	20.0	<0.50	108	81-123	4.84	30	
1,2,3-Trichlorobenzene	**16.9**	0.50	ug/L	20.0	<0.50	84.3	73-144	57.6	30	
1,2,4-Trichlorobenzene	**18.0**	0.50	ug/L	20.0	<0.50	89.9	80-137	42.2	30	
1,1,1-Trichloroethane	**16.9**	0.50	ug/L	20.0	<0.50	84.6	62-164	3.88	30	
1,1,2-Trichloroethane	**19.4**	0.50	ug/L	20.0	<0.50	96.8	76-122	13.5	30	
Trichloroethylene (TCE)	**15.5**	0.50	ug/L	20.0	<0.50	77.4	72-136	2.68	30	
Trichlorofluoromethane (R11)	**18.0**	0.50	ug/L	20.0	<0.50	90.2	59-144	34.8	30	
1,2,3-Trichloropropane	**20.4**	0.50	ug/L	20.0	<0.50	102	69-135	1.93	30	
1,1,2-Trichloro-1,2,2-trifluoroethane (R113)	**20.6**	0.50	ug/L	20.0	<0.50	103	62-126	19.9	30	
1,3,5-Trimethylbenzene	**23.5**	0.50	ug/L	20.0	<0.50	117	70-130	4.09	30	
1,2,4-Trimethylbenzene	**22.5**	0.50	ug/L	20.0	<0.50	113	89-134	3.88	30	
Vinyl chloride	**18.6**	0.50	ug/L	20.0	<0.50	92.8	54-150	0.432	30	
o-Xylene	**22.0**	0.50	ug/L	20.0	<0.50	110	70-130	3.85	30	
m,p-Xylenes	**45.5**	1.0	ug/L	40.0	<1.0	114	70-130	0.661	30	
Surrogate: 4-Bromofluorobenzene	*53.0*		*ug/L*	*50.0*		*106*	*80-129*			
Surrogate: Dibromofluoromethane	*40.8*		*ug/L*	*50.0*		*81.6*	*68-137*			
Surrogate: Toluene-d8	*54.4*		*ug/L*	*50.0*		*109*	*83-134*			
Diesel Range Organics by GC/FID - Quality Control										
Batch B2K1425 - EPA 3510C										
Blank (B2K1425-BLK1)				Prepared: 11/14/22 Analyzed: 11/21/22						

Viorel Vasile
Operations Manager

LABORATORY ANALYSIS RESULTS

Client: The Source Group, Inc. (SH)
Project No: 04-NDLA-013
Project Name: DFSP Norwalk GW Sampling

AA Project No: A5334728
Date Received: 11/08/22
Date Reported: 12/02/22

Analyte	Result	Reporting Limit	Units	Spike Level	Source Result	%REC	%REC Limits	RPD	RPD Limit	Notes
Diesel Range Organics by GC/FID - Quality Control										
Batch B2K1425 - EPA 3510C										
Blank (B2K1425-BLK1) Continued				Prepared: 11/14/22 Analyzed: 11/21/22						
Diesel Range Organics as Diesel	<0.10	0.10	mg/L							
Surrogate: o-Terphenyl	*0.0250*		*mg/L*	*0.0400*		*62.4*	*50-150*			
LCS (B2K1425-BS1)				Prepared: 11/14/22 Analyzed: 11/21/22						
Diesel Range Organics as Diesel	**0.655**	0.10	mg/L	0.800		81.9	36-132			
Surrogate: o-Terphenyl	*0.0292*		*mg/L*	*0.0400*		*73.0*	*50-150*			
LCS Dup (B2K1425-BSD1)				Prepared: 11/14/22 Analyzed: 11/21/22						
Diesel Range Organics as Diesel	**0.748**	0.10	mg/L	0.800		93.5	36-132	13.3	30	
Surrogate: o-Terphenyl	*0.0339*		*mg/L*	*0.0400*		*84.9*	*50-150*			
Gasoline Range Organics by GC/FID - Quality Control										
*Batch B2K1001 - *** DEFAULT PREP ****										
Blank (B2K1001-BLK1)				Prepared & Analyzed: 11/10/22						
Gasoline Range Organics (GRO)	<100	100	ug/L							
Surrogate: a,a,a-Trifluorotoluene	*47.5*		*ug/L*	*50.0*		*95.1*	*80-120*			
LCS (B2K1001-BS1)				Prepared & Analyzed: 11/10/22						
Gasoline Range Organics (GRO)	**538**	100	ug/L	500		108	75-125		30	
Surrogate: a,a,a-Trifluorotoluene	*59.9*		*ug/L*	*50.0*		*120*	*80-120*			
LCS Dup (B2K1001-BSD1)				Prepared & Analyzed: 11/10/22						
Gasoline Range Organics (GRO)	**486**	100	ug/L	500		97.3	75-125	10.0	30	
Surrogate: a,a,a-Trifluorotoluene	*50.2*		*ug/L*	*50.0*		*100*	*80-120*			
Matrix Spike (B2K1001-MS1)			**Source: 2K08013-08**	Prepared & Analyzed: 11/10/22						
Gasoline Range Organics (GRO)	**435**	100	ug/L	500	<100	87.0	70-130		30	
Surrogate: a,a,a-Trifluorotoluene	*56.3*		*ug/L*	*50.0*		*113*	*80-120*			
Matrix Spike Dup (B2K1001-MSD1)			**Source: 2K08013-08**	Prepared & Analyzed: 11/10/22						
Gasoline Range Organics (GRO)	**545**	100	ug/L	500	<100	109	70-130	22.4	30	
Surrogate: a,a,a-Trifluorotoluene	*50.1*		*ug/L*	*50.0*		*100*	*80-120*			

Viorel Vasile
Operations Manager

LABORATORY ANALYSIS RESULTS

Client:	The Source Group, Inc. (SH)	**AA Project No:**	A5334728
Project No:	04-NDLA-013	**Date Received:**	11/08/22
Project Name:	DFSP Norwalk GW Sampling	**Date Reported:**	12/02/22

Special Notes

[1] = **QL-02** : The recovery for this analyte is outside of the acceptance control limits for the LCS. The data was validated based on the acceptable recovery for this analyte in the LCSD.

[2] = **QL-03** : The recovery for this analyte is outside of the acceptance control limits for the LCSD. The data was validated based on the acceptable recovery for this analyte in the LCS.

[3] = **QL-06** : The recovery for this analyte in the LCS and LCSD is marginally above the upper control limit, therefore the reported concentration for this analyte may be biased high.

[4] = **QM-07** : The spike recovery was outside acceptance limits for the MS and/or MSD. The batch was accepted based on acceptable LCS or LCSD recovery.

[5] = **QR-02** : The RPD result exceeded the QC control limits; however, both percent recoveries were acceptable. Sample results for the QC batch were accepted based on percent recoveries and completeness of QC data.

Viorel Vasile
Operations Manager

AMERICAN ANALYTICS CHAIN-OF-CUSTODY RECORD

9765 ETON AVE., CHATSWORTH, CA 91311
Tel: 818-998-5547 FAX: 818-998-7258

A.A. COC No.: 25654
20201322
Page 1 of 1

Client: APEX	**Project Name / No.:** DFSP ~~SAN Pedro~~ Norwalk V.V.	**Sampler's Name:** DAVID WEBER	
Project Manager: DAN SWENSSON	**Site Address:** 15306 Norwalk Blvd	**Sampler's Signature:**	
Phone: 562-597-1055	**City:** Norwalk	**P.O. No.:** —	
Fax: 562-597-1070	**State & Zip:** CA 90650	**Quote No.:** —	

TAT Turnaround Codes **

(1) = Same Day Rush
(2) = 24 Hour Rush
(3) = 48 Hour Rush
(4) = 72 Hour Rush
(5) = 5 Day Rush
X = 10 Working Days (Standard TAT)

ANALYSIS REQUESTED (Test Name)

Client I.D.	A.A. I.D.	Date	Time	Sample Matrix	No. of Cont	8260B	8015M D	CONSTITUENTS							Special Instructions
						Please enter the TAT Turnaround Codes ** below									
QCTB-1	2K08013-01	11-8-22	600	GW	2	x									
GW-16	-02	11-8-22	840	GW	6	x	x	x							
GMW-47	-03	11-8-22	930	GW	6	x	x	x							
DUP-7	-04	11-8-22	~~1002~~	GW	6	x	x	x							
GMW-45	-05	11-8-22	1009	GW	6	x	x	x							
TF-15	-06	11-8-22	1650	1130 GW	6	x	x	x							
QCEB-1	-07	11-8-22	1145	GW	3	x	x								
TF-24	-08	11-8-22	1080	1010 GW	6	x	x	x							
															'22 NOV 8 17:20

For Laboratory Use

REVIEWED
Date 11/9/22 Time 1000
TAT N Days Sign:

A.A. Project No.: A53472 / 2K08013

Relinquished by	Date	Time	Received by
	11/8/22	13:48	
Relinquished by	Date	Time	Received by
	11/8/22	16:20	
Relinquished by	Date	Time	Received by

Note: By relinquishing samples to American Analytics, client agrees to pay for the services requested on this chain of custody form and any additional client-requested analyses performed on this project. Payment for services is due within 30 days from the date of invoice. Sample(s) will be disposed of after 45 days following the submittal of the sample(s) to American Analytics.

AMERICAN ANALYTICS

9765 Eton Avenue
Chatsworth
California 91311
Tel: (818) 998-5547
Fax: (818) 998-7258

December 05, 2022

Neil Irish

The Source Group, Inc. (SH)

1962 Freeman Ave.

Signal Hill, CA 90755

Re : DFSP Norwalk GW Sampling / 04-NDLA-013

A5334733 / 2K10018

Enclosed is an analytical report for the above-referenced project. The samples included in this report were received on 11/10/22 19:13 and analyzed in accordance with the attached chain-of-custody.

Unless otherwise noted, all analytical testing was accomplished in accordance with the guidelines established in our Quality Assurance Program Manual, applicable standard operating procedures, and other related documentation. The results in this analytical report are limited to the samples tested and any reproduction thereof must be made in its entirety.

If you have any questions regarding this report or require additional information please call me at American Analytics.

Sincerely,

Viorel Vasile

Operations Manager

LABORATORY ANALYSIS RESULTS

Client: The Source Group, Inc. (SH)
Project No: 04-NDLA-013
Project Name: DFSP Norwalk GW Sampling

AA Project No: A5334733
Date Received: 11/10/22
Date Reported: 12/05/22

Sample ID	Laboratory ID	Matrix	TAT	Date Sampled	Date Received
8260B+OXY+TPHG					
QCTB-1	2K10018-01	Water	5	11/10/22 06:00	11/10/22 19:13
QCEB-1	2K10018-07	Water	5	11/10/22 11:05	11/10/22 19:13
8260B+OXYGENATES					
TF-16	2K10018-02	Water	5	11/10/22 08:22	11/10/22 19:13
TF-17R	2K10018-03	Water	5	11/10/22 09:00	11/10/22 19:13
TF-18	2K10018-04	Water	5	11/10/22 09:40	11/10/22 19:13
GMW-7	2K10018-05	Water	5	11/10/22 10:15	11/10/22 19:13
PZ-3	2K10018-06	Water	5	11/10/22 10:55	11/10/22 19:13
Diesel Range Organics 8015M					
TF-16	2K10018-02	Water	5	11/10/22 08:22	11/10/22 19:13
TF-17R	2K10018-03	Water	5	11/10/22 09:00	11/10/22 19:13
TF-18	2K10018-04	Water	5	11/10/22 09:40	11/10/22 19:13
GMW-7	2K10018-05	Water	5	11/10/22 10:15	11/10/22 19:13
PZ-3	2K10018-06	Water	5	11/10/22 10:55	11/10/22 19:13
QCEB-1	2K10018-07	Water	5	11/10/22 11:05	11/10/22 19:13
Gasoline Range Organics 8015M					
TF-16	2K10018-02	Water	5	11/10/22 08:22	11/10/22 19:13

Viorel Vasile
Operations Manager

LABORATORY ANALYSIS RESULTS

Client: The Source Group, Inc. (SH)
Project No: 04-NDLA-013
Project Name: DFSP Norwalk GW Sampling

AA Project No: A5334733
Date Received: 11/10/22
Date Reported: 12/05/22

Sample ID	Laboratory ID	Matrix	TAT	Date Sampled	Date Received
TF-17R	2K10018-03	Water	5	11/10/22 09:00	11/10/22 19:13
TF-18	2K10018-04	Water	5	11/10/22 09:40	11/10/22 19:13
GMW-7	2K10018-05	Water	5	11/10/22 10:15	11/10/22 19:13
PZ-3	2K10018-06	Water	5	11/10/22 10:55	11/10/22 19:13

Viorel Vasile
Operations Manager

LABORATORY ANALYSIS RESULTS

Client: The Source Group, Inc. (SH)
Project No: 04-NDLA-013
Project Name: DFSP Norwalk GW Sampling
Method: VOCs, OXY & TPH Gasoline by GC/MS

AA Project No: A5334733
Date Received: 11/10/22
Date Reported: 12/05/22
Units: ug/L

Date Sampled:	11/10/22	11/10/22	
Date Prepared:	11/16/22	11/16/22	
Date Analyzed:	11/16/22	11/16/22	
AA ID No:	2K10018-01	2K10018-07	
Client ID No:	QCTB-1	QCEB-1	
Matrix:	Water	Water	
Dilution Factor:	1	1	MRL
8260B+OXY+TPHG (EPA 8260B)			
Acetone	<10	<10	10
tert-Amyl-Methyl Ether (TAME)	<2.0	<2.0	2.0
Benzene	<0.50	<0.50	0.50
Bromobenzene	<0.50	<0.50	0.50
Bromochloromethane	<0.50	<0.50	0.50
Bromodichloromethane	<0.50	<0.50	0.50
Bromoform	<0.50	<0.50	0.50
Bromomethane	<0.50	<0.50	0.50
2-Butanone (MEK)	<10	<10	10
tert-Butyl Alcohol (TBA)	<10	<10	10
sec-Butylbenzene	<0.50	<0.50	0.50
tert-Butylbenzene	<0.50	<0.50	0.50
n-Butylbenzene	<0.50	<0.50	0.50
Carbon Disulfide	<0.50	<0.50	0.50
Carbon Tetrachloride	<0.50	<0.50	0.50
Chlorobenzene	<0.50	<0.50	0.50
Chloroethane	<0.50	<0.50	0.50
Chloroform	<0.50	<0.50	0.50
Chloromethane	<0.50	<0.50	0.50
2-Chlorotoluene	<0.50	<0.50	0.50
4-Chlorotoluene	<0.50	<0.50	0.50
1,2-Dibromo-3-chloropropane	<1.0	<1.0	1.0
Dibromochloromethane	<0.50	<0.50	0.50
1,2-Dibromoethane (EDB)	<0.50	<0.50	0.50
Dibromomethane	<0.50	<0.50	0.50
1,3-Dichlorobenzene	<0.50	<0.50	0.50
1,2-Dichlorobenzene	<0.50	<0.50	0.50

Viorel Vasile
Operations Manager

LABORATORY ANALYSIS RESULTS

Client: The Source Group, Inc. (SH)
Project No: 04-NDLA-013
Project Name: DFSP Norwalk GW Sampling
Method: VOCs, OXY & TPH Gasoline by GC/MS

AA Project No: A5334733
Date Received: 11/10/22
Date Reported: 12/05/22
Units: ug/L

Date Sampled:	11/10/22	11/10/22	
Date Prepared:	11/16/22	11/16/22	
Date Analyzed:	11/16/22	11/16/22	
AA ID No:	2K10018-01	2K10018-07	
Client ID No:	QCTB-1	QCEB-1	
Matrix:	Water	Water	
Dilution Factor:	1	1	MRL
8260B+OXY+TPHG (EPA 8260B) (continued)			
1,4-Dichlorobenzene	<0.50	<0.50	0.50
Dichlorodifluoromethane (R12)	<0.50	<0.50	0.50
1,1-Dichloroethane	<0.50	<0.50	0.50
1,2-Dichloroethane (EDC)	<0.50	<0.50	0.50
1,1-Dichloroethylene	<0.50	<0.50	0.50
trans-1,2-Dichloroethylene	<0.50	<0.50	0.50
cis-1,2-Dichloroethylene	<0.50	<0.50	0.50
1,2-Dichloropropane	<0.50	<0.50	0.50
2,2-Dichloropropane	<0.50	<0.50	0.50
1,3-Dichloropropane	<0.50	<0.50	0.50
cis-1,3-Dichloropropylene	<0.50	<0.50	0.50
trans-1,3-Dichloropropylene	<0.50	<0.50	0.50
1,1-Dichloropropylene	<0.50	<0.50	0.50
Diisopropyl ether (DIPE)	<2.0	<2.0	2.0
Ethylbenzene	<0.50	<0.50	0.50
Ethyl-tert-Butyl Ether (ETBE)	<2.0	<2.0	2.0
Gasoline Range Organics (GRO)	<100	<100	100
Hexachlorobutadiene	<1.0	<1.0	1.0
2-Hexanone (MBK)	<10	<10	10
Isopropylbenzene	<0.50	<0.50	0.50
4-Isopropyltoluene	<1.0	<1.0	1.0
Methyl-tert-Butyl Ether (MTBE)	<1.2	<1.2	1.2
Methylene Chloride	<5.0	<5.0	5.0
4-Methyl-2-pentanone (MIBK)	<10	<10	10
Naphthalene	<2.0	<2.0	2.0
n-Propylbenzene	<0.50	<0.50	0.50

Viorel Vasile
Operations Manager

LABORATORY ANALYSIS RESULTS

Client:	The Source Group, Inc. (SH)	**AA Project No:**	A5334733
Project No:	04-NDLA-013	**Date Received:**	11/10/22
Project Name:	DFSP Norwalk GW Sampling	**Date Reported:**	12/05/22
Method:	VOCs, OXY & TPH Gasoline by GC/MS	**Units:**	ug/L

Date Sampled:	11/10/22	11/10/22	
Date Prepared:	11/16/22	11/16/22	
Date Analyzed:	11/16/22	11/16/22	
AA ID No:	2K10018-01	2K10018-07	
Client ID No:	QCTB-1	QCEB-1	
Matrix:	Water	Water	
Dilution Factor:	1	1	MRL
8260B+OXY+TPHG (EPA 8260B) (continued)			
Styrene	<0.50	<0.50	0.50
1,1,1,2-Tetrachloroethane	<0.50	<0.50	0.50
1,1,2,2-Tetrachloroethane	<0.50	<0.50	0.50
Tetrachloroethylene (PCE)	<0.50	<0.50	0.50
Toluene	<0.50	<0.50	0.50
1,2,3-Trichlorobenzene	<0.50	<0.50	0.50
1,2,4-Trichlorobenzene	<0.50	<0.50	0.50
1,1,1-Trichloroethane	<0.50	<0.50	0.50
1,1,2-Trichloroethane	<0.50	<0.50	0.50
Trichloroethylene (TCE)	<0.50	<0.50	0.50
Trichlorofluoromethane (R11)	<0.50	<0.50	0.50
1,2,3-Trichloropropane	<0.50	<0.50	0.50
1,1,2-Trichloro-1,2,2-trifluoroethane (R113)	<0.50	<0.50	0.50
1,3,5-Trimethylbenzene	<0.50	<0.50	0.50
1,2,4-Trimethylbenzene	<0.50	<0.50	0.50
Vinyl chloride	<0.50	<0.50	0.50
o-Xylene	<0.50	<0.50	0.50
m,p-Xylenes	<1.0	<1.0	1.0

Surrogates			**%REC Limits**
4-Bromofluorobenzene	119%	112%	80-129
Dibromofluoromethane	84%	85%	68-137
Toluene-d8	117%	114%	83-134

Viorel Vasile
Operations Manager

LABORATORY ANALYSIS RESULTS

Client:	The Source Group, Inc. (SH)	**AA Project No:**	A5334733
Project No:	04-NDLA-013	**Date Received:**	11/10/22
Project Name:	DFSP Norwalk GW Sampling	**Date Reported:**	12/05/22
Method:	VOCs & OXYGENATES by GC/MS	**Units:**	ug/L

Date Sampled:	11/10/22	11/10/22	11/10/22	11/10/22	
Date Prepared:	11/16/22	11/16/22	11/16/22	11/16/22	
Date Analyzed:	11/16/22	11/16/22	11/16/22	11/16/22	
AA ID No:	2K10018-02	2K10018-03	2K10018-04	2K10018-05	
Client ID No:	TF-16	TF-17R	TF-18	GMW-7	
Matrix:	Water	Water	Water	Water	
Dilution Factor:	1	1	1	1	MRL
8260B+OXYGENATES (EPA 8260B)					
Acetone	<10	<10	<10	<10	10
tert-Amyl-Methyl Ether (TAME)	<2.0	<2.0	<2.0	<2.0	2.0
Benzene	<0.50	**3.8**	**1.2**	**59**	0.50
Bromobenzene	<0.50	<0.50	<0.50	<0.50	0.50
Bromochloromethane	<0.50	<0.50	<0.50	<0.50	0.50
Bromodichloromethane	<0.50	<0.50	<0.50	<0.50	0.50
Bromoform	<0.50	<0.50	<0.50	<0.50	0.50
Bromomethane	<0.50	<0.50	<0.50	<0.50	0.50
2-Butanone (MEK)	<10	<10	<10	<10	10
tert-Butyl Alcohol (TBA)	<10	**41**	<10	**20**	10
sec-Butylbenzene	**9.1**	**5.3**	<0.50	**4.0**	0.50
tert-Butylbenzene	**1.9**	<0.50	<0.50	**1.8**	0.50
n-Butylbenzene	<0.50	**7.5**	<0.50	<0.50	0.50
Carbon Disulfide	**0.53**	**1.6**	<0.50	**0.54**	0.50
Carbon Tetrachloride	<0.50	<0.50	<0.50	<0.50	0.50
Chlorobenzene	<0.50	<0.50	<0.50	<0.50	0.50
Chloroethane	<0.50	<0.50	<0.50	<0.50	0.50
Chloroform	<0.50	<0.50	<0.50	<0.50	0.50
Chloromethane	<0.50	<0.50	<0.50	<0.50	0.50
2-Chlorotoluene	<0.50	<0.50	<0.50	<0.50	0.50
4-Chlorotoluene	<0.50	<0.50	<0.50	<0.50	0.50
1,2-Dibromo-3-chloropropane	<1.0	<1.0	<1.0	<1.0	1.0
Dibromochloromethane	<0.50	<0.50	<0.50	<0.50	0.50
1,2-Dibromoethane (EDB)	<0.50	<0.50	<0.50	<0.50	0.50
Dibromomethane	<0.50	<0.50	<0.50	<0.50	0.50
1,3-Dichlorobenzene	<0.50	<0.50	<0.50	<0.50	0.50
1,2-Dichlorobenzene	<0.50	<0.50	<0.50	<0.50	0.50

Viorel Vasile
Operations Manager

LABORATORY ANALYSIS RESULTS

Client: The Source Group, Inc. (SH)
Project No: 04-NDLA-013
Project Name: DFSP Norwalk GW Sampling
Method: VOCs & OXYGENATES by GC/MS

AA Project No: A5334733
Date Received: 11/10/22
Date Reported: 12/05/22
Units: ug/L

Date Sampled:	11/10/22	11/10/22	11/10/22	11/10/22	
Date Prepared:	11/16/22	11/16/22	11/16/22	11/16/22	
Date Analyzed:	11/16/22	11/16/22	11/16/22	11/16/22	
AA ID No:	2K10018-02	2K10018-03	2K10018-04	2K10018-05	
Client ID No:	TF-16	TF-17R	TF-18	GMW-7	
Matrix:	Water	Water	Water	Water	
Dilution Factor:	1	1	1	1	MRL
8260B+OXYGENATES (EPA 8260B) (continued)					
1,4-Dichlorobenzene	<0.50	<0.50	<0.50	<0.50	0.50
Dichlorodifluoromethane (R12)	<0.50	<0.50	<0.50	<0.50	0.50
1,1-Dichloroethane	<0.50	<0.50	<0.50	<0.50	0.50
1,2-Dichloroethane (EDC)	<0.50	<0.50	<0.50	<0.50	0.50
1,1-Dichloroethylene	<0.50	<0.50	<0.50	<0.50	0.50
trans-1,2-Dichloroethylene	<0.50	<0.50	<0.50	<0.50	0.50
cis-1,2-Dichloroethylene	<0.50	<0.50	<0.50	**1.6**	0.50
1,2-Dichloropropane	<0.50	<0.50	<0.50	<0.50	0.50
2,2-Dichloropropane	<0.50	<0.50	<0.50	<0.50	0.50
1,3-Dichloropropane	<0.50	<0.50	<0.50	<0.50	0.50
cis-1,3-Dichloropropylene	<0.50	<0.50	<0.50	<0.50	0.50
trans-1,3-Dichloropropylene	<0.50	<0.50	<0.50	<0.50	0.50
1,1-Dichloropropylene	<0.50	<0.50	<0.50	<0.50	0.50
Diisopropyl ether (DIPE)	<2.0	<2.0	<2.0	<2.0	2.0
Ethylbenzene	**0.54**	**78**	<0.50	**1.1**	0.50
Ethyl-tert-Butyl Ether (ETBE)	<2.0	<2.0	<2.0	<2.0	2.0
Hexachlorobutadiene	<1.0	<1.0	<1.0	<1.0	1.0
2-Hexanone (MBK)	<10	<10	<10	<10	10
Isopropylbenzene	**33**	**29**	<0.50	**39**	0.50
4-Isopropyltoluene	<1.0	**3.8**	<1.0	<1.0	1.0
Methyl-tert-Butyl Ether (MTBE)	<1.2	<1.2	<1.2	<1.2	1.2
Methylene Chloride	<5.0	<5.0	<5.0	<5.0	5.0
4-Methyl-2-pentanone (MIBK)	<10	<10	<10	<10	10
Naphthalene	**9.2**	**78**	**14**	**7.9**	2.0
n-Propylbenzene	**41**	**31**	<0.50	**20**	0.50
Styrene	<0.50	<0.50	<0.50	<0.50	0.50
1,1,1,2-Tetrachloroethane	<0.50	<0.50	<0.50	<0.50	0.50

Viorel Vasile
Operations Manager

LABORATORY ANALYSIS RESULTS

Client: The Source Group, Inc. (SH)
Project No: 04-NDLA-013
Project Name: DFSP Norwalk GW Sampling
Method: VOCs & OXYGENATES by GC/MS

AA Project No: A5334733
Date Received: 11/10/22
Date Reported: 12/05/22
Units: ug/L

Date Sampled:	11/10/22	11/10/22	11/10/22	11/10/22	
Date Prepared:	11/16/22	11/16/22	11/16/22	11/16/22	
Date Analyzed:	11/16/22	11/16/22	11/16/22	11/16/22	
AA ID No:	2K10018-02	2K10018-03	2K10018-04	2K10018-05	
Client ID No:	TF-16	TF-17R	TF-18	GMW-7	
Matrix:	Water	Water	Water	Water	
Dilution Factor:	1	1	1	1	MRL
8260B+OXYGENATES (EPA 8260B) (continued)					
1,1,2,2-Tetrachloroethane	<0.50	<0.50	<0.50	<0.50	0.50
Tetrachloroethylene (PCE)	<0.50	<0.50	<0.50	<0.50	0.50
Toluene	<0.50	<0.50	<0.50	**0.70**	0.50
1,2,3-Trichlorobenzene	<0.50	<0.50	<0.50	<0.50	0.50
1,2,4-Trichlorobenzene	<0.50	<0.50	<0.50	<0.50	0.50
1,1,1-Trichloroethane	<0.50	<0.50	<0.50	<0.50	0.50
1,1,2-Trichloroethane	<0.50	<0.50	<0.50	<0.50	0.50
Trichloroethylene (TCE)	<0.50	<0.50	<0.50	<0.50	0.50
Trichlorofluoromethane (R11)	<0.50	<0.50	<0.50	<0.50	0.50
1,2,3-Trichloropropane	<0.50	<0.50	<0.50	<0.50	0.50
1,1,2-Trichloro-1,2,2-trifluoroethane (R113)	<0.50	<0.50	<0.50	<0.50	0.50
1,3,5-Trimethylbenzene	<0.50	**26**	**3.4**	<0.50	0.50
1,2,4-Trimethylbenzene	<0.50	**8.6**	<0.50	**0.53**	0.50
Vinyl chloride	<0.50	<0.50	<0.50	<0.50	0.50
o-Xylene	<0.50	**0.57**	<0.50	**0.50**	0.50
m,p-Xylenes	<1.0	<1.0	<1.0	<1.0	1.0
Surrogates					**%REC Limits**
4-Bromofluorobenzene	116%	98%	108%	108%	80-129
Dibromofluoromethane	82%	79%	76%	70%	68-137
Toluene-d8	107%	103%	107%	117%	83-134

Viorel Vasile
Operations Manager

LABORATORY ANALYSIS RESULTS

Client:	The Source Group, Inc. (SH)	**AA Project No:**	A5334733
Project No:	04-NDLA-013	**Date Received:**	11/10/22
Project Name:	DFSP Norwalk GW Sampling	**Date Reported:**	12/05/22
Method:	VOCs & OXYGENATES by GC/MS	**Units:**	ug/L

Date Sampled:	11/10/22	
Date Prepared:	11/16/22	
Date Analyzed:	11/16/22	
AA ID No:	2K10018-06	
Client ID No:	PZ-3	
Matrix:	Water	
Dilution Factor:	1	MRL

8260B+OXYGENATES (EPA 8260B)

Acetone	<10	10
tert-Amyl-Methyl Ether (TAME)	<2.0	2.0
Benzene	**0.55**	0.50
Bromobenzene	<0.50	0.50
Bromochloromethane	<0.50	0.50
Bromodichloromethane	<0.50	0.50
Bromoform	<0.50	0.50
Bromomethane	<0.50	0.50
2-Butanone (MEK)	<10	10
tert-Butyl Alcohol (TBA)	<10	10
sec-Butylbenzene	<0.50	0.50
tert-Butylbenzene	<0.50	0.50
n-Butylbenzene	<0.50	0.50
Carbon Disulfide	**0.78**	0.50
Carbon Tetrachloride	<0.50	0.50
Chlorobenzene	<0.50	0.50
Chloroethane	<0.50	0.50
Chloroform	<0.50	0.50
Chloromethane	<0.50	0.50
2-Chlorotoluene	<0.50	0.50
4-Chlorotoluene	<0.50	0.50
1,2-Dibromo-3-chloropropane	<1.0	1.0
Dibromochloromethane	<0.50	0.50
1,2-Dibromoethane (EDB)	<0.50	0.50
Dibromomethane	<0.50	0.50
1,3-Dichlorobenzene	<0.50	0.50
1,2-Dichlorobenzene	<0.50	0.50

Viorel Vasile
Operations Manager

LABORATORY ANALYSIS RESULTS

Client:	The Source Group, Inc. (SH)	**AA Project No:**	A5334733
Project No:	04-NDLA-013	**Date Received:**	11/10/22
Project Name:	DFSP Norwalk GW Sampling	**Date Reported:**	12/05/22
Method:	VOCs & OXYGENATES by GC/MS	**Units:**	ug/L

Date Sampled:	11/10/22	
Date Prepared:	11/16/22	
Date Analyzed:	11/16/22	
AA ID No:	2K10018-06	
Client ID No:	PZ-3	
Matrix:	Water	
Dilution Factor:	1	MRL

8260B+OXYGENATES (EPA 8260B) (continued)

1,4-Dichlorobenzene	<0.50	0.50
Dichlorodifluoromethane (R12)	<0.50	0.50
1,1-Dichloroethane	<0.50	0.50
1,2-Dichloroethane (EDC)	<0.50	0.50
1,1-Dichloroethylene	<0.50	0.50
trans-1,2-Dichloroethylene	<0.50	0.50
cis-1,2-Dichloroethylene	<0.50	0.50
1,2-Dichloropropane	<0.50	0.50
2,2-Dichloropropane	<0.50	0.50
1,3-Dichloropropane	<0.50	0.50
cis-1,3-Dichloropropylene	<0.50	0.50
trans-1,3-Dichloropropylene	<0.50	0.50
1,1-Dichloropropylene	<0.50	0.50
Diisopropyl ether (DIPE)	<2.0	2.0
Ethylbenzene	<0.50	0.50
Ethyl-tert-Butyl Ether (ETBE)	<2.0	2.0
Hexachlorobutadiene	<1.0	1.0
2-Hexanone (MBK)	<10	10
Isopropylbenzene	<0.50	0.50
4-Isopropyltoluene	<1.0	1.0
Methyl-tert-Butyl Ether (MTBE)	<1.2	1.2
Methylene Chloride	<5.0	5.0
4-Methyl-2-pentanone (MIBK)	<10	10
Naphthalene	<2.0	2.0
n-Propylbenzene	<0.50	0.50
Styrene	<0.50	0.50
1,1,1,2-Tetrachloroethane	<0.50	0.50

Viorel Vasile
Operations Manager

LABORATORY ANALYSIS RESULTS

Client:	The Source Group, Inc. (SH)	**AA Project No:**	A5334733
Project No:	04-NDLA-013	**Date Received:**	11/10/22
Project Name:	DFSP Norwalk GW Sampling	**Date Reported:**	12/05/22
Method:	VOCs & OXYGENATES by GC/MS	**Units:**	ug/L

Date Sampled:	11/10/22	
Date Prepared:	11/16/22	
Date Analyzed:	11/16/22	
AA ID No:	2K10018-06	
Client ID No:	PZ-3	
Matrix:	Water	
Dilution Factor:	1	MRL

8260B+OXYGENATES (EPA 8260B) (continued)

1,1,2,2-Tetrachloroethane	<0.50	0.50
Tetrachloroethylene (PCE)	<0.50	0.50
Toluene	<0.50	0.50
1,2,3-Trichlorobenzene	<0.50	0.50
1,2,4-Trichlorobenzene	<0.50	0.50
1,1,1-Trichloroethane	<0.50	0.50
1,1,2-Trichloroethane	<0.50	0.50
Trichloroethylene (TCE)	<0.50	0.50
Trichlorofluoromethane (R11)	<0.50	0.50
1,2,3-Trichloropropane	<0.50	0.50
1,1,2-Trichloro-1,2,2-trifluoroethane (R113)	<0.50	0.50
1,3,5-Trimethylbenzene	<0.50	0.50
1,2,4-Trimethylbenzene	<0.50	0.50
Vinyl chloride	<0.50	0.50
o-Xylene	<0.50	0.50
m,p-Xylenes	<1.0	1.0

Surrogates		**%REC Limits**
4-Bromofluorobenzene	112%	80-129
Dibromofluoromethane	92%	68-137
Toluene-d8	109%	83-134

Viorel Vasile
Operations Manager

LABORATORY ANALYSIS RESULTS

Client:	The Source Group, Inc. (SH)	**AA Project No:**	A5334733
Project No:	04-NDLA-013	**Date Received:**	11/10/22
Project Name:	DFSP Norwalk GW Sampling	**Date Reported:**	12/05/22
Method:	Diesel Range Organics by GC/FID	**Units:**	mg/L

Date Sampled:	11/10/22	11/10/22	11/10/22	11/10/22	
Date Prepared:	11/15/22	11/15/22	11/15/22	11/15/22	
Date Analyzed:	11/22/22	11/22/22	11/22/22	12/01/22	
AA ID No:	2K10018-02	2K10018-03	2K10018-04	2K10018-05	
Client ID No:	TF-16	TF-17R	TF-18	GMW-7	
Matrix:	Water	Water	Water	Water	
Dilution Factor:	1	1	1	5	MRL
Diesel Range Organics 8015M (EPA 8015M)					
Diesel Range Organics as Diesel	**1.4**	**2.1**	**3.3**	**10**	0.10
Surrogates					**%REC Limits**
o-Terphenyl	80%	38% [6]	44% [6]	88%	50-150

Viorel Vasile
Operations Manager

LABORATORY ANALYSIS RESULTS

Client:	The Source Group, Inc. (SH)	**AA Project No:**	A5334733
Project No:	04-NDLA-013	**Date Received:**	11/10/22
Project Name:	DFSP Norwalk GW Sampling	**Date Reported:**	12/05/22
Method:	Diesel Range Organics by GC/FID	**Units:**	mg/L

Date Sampled:	11/10/22	11/10/22	
Date Prepared:	11/15/22	11/15/22	
Date Analyzed:	11/22/22	11/22/22	
AA ID No:	2K10018-06	2K10018-07	
Client ID No:	PZ-3	QCEB-1	
Matrix:	Water	Water	
Dilution Factor:	1	1	MRL
Diesel Range Organics 8015M (EPA 8015M)			
Diesel Range Organics as Diesel	**1.2**	<0.10	0.10
Surrogates			**%REC Limits**
o-Terphenyl	34% [6]	82%	50-150

Viorel Vasile
Operations Manager

LABORATORY ANALYSIS RESULTS

Client: The Source Group, Inc. (SH)
Project No: 04-NDLA-013
Project Name: DFSP Norwalk GW Sampling
Method: Gasoline Range Organics by GC/FID

AA Project No: A5334733
Date Received: 11/10/22
Date Reported: 12/05/22
Units: ug/L

Date Sampled:	11/10/22	11/10/22	11/10/22	11/10/22	
Date Prepared:	11/15/22	11/15/22	11/15/22	11/15/22	
Date Analyzed:	11/15/22	11/15/22	11/15/22	11/15/22	
AA ID No:	2K10018-02	2K10018-03	2K10018-04	2K10018-05	
Client ID No:	TF-16	TF-17R	TF-18	GMW-7	
Matrix:	Water	Water	Water	Water	
Dilution Factor:	1	1	1	1	MRL
Gasoline Range Organics 8015M (EPA 8015M)					
Gasoline Range Organics (GRO)	**1200**	**1500**	<100	**790**	100
Surrogates					**%REC Limits**
a,a,a-Trifluorotoluene	96%	116%	103%	103%	80-120

Viorel Vasile
Operations Manager

LABORATORY ANALYSIS RESULTS

Client:	The Source Group, Inc. (SH)	**AA Project No:**	A5334733
Project No:	04-NDLA-013	**Date Received:**	11/10/22
Project Name:	DFSP Norwalk GW Sampling	**Date Reported:**	12/05/22
Method:	Gasoline Range Organics by GC/FID	**Units:**	ug/L

Date Sampled:	11/10/22	
Date Prepared:	11/15/22	
Date Analyzed:	11/15/22	
AA ID No:	2K10018-06	
Client ID No:	PZ-3	
Matrix:	Water	
Dilution Factor:	1	MRL
Gasoline Range Organics 8015M (EPA 8015M)		
Gasoline Range Organics (GRO)	<100	100
Surrogates		**%REC Limits**
a,a,a-Trifluorotoluene	105%	80-120

Viorel Vasile
Operations Manager

LABORATORY ANALYSIS RESULTS

Client: The Source Group, Inc. (SH)
Project No: 04-NDLA-013
Project Name: DFSP Norwalk GW Sampling

AA Project No: A5334733
Date Received: 11/10/22
Date Reported: 12/05/22

Analyte	Result	Reporting Limit	Units	Spike Level	Source Result	%REC	%REC Limits	RPD	RPD Limit	Notes
VOCs, OXY & TPH Gasoline by GC/MS - Quality Control										
Batch B2K1622 - EPA 5030B										
Blank (B2K1622-BLK1)				Prepared & Analyzed: 11/16/22						
Acetone	<10	10	ug/L							
tert-Amyl-Methyl Ether (TAME)	<2.0	2.0	ug/L							
Benzene	<0.50	0.50	ug/L							
Bromobenzene	<0.50	0.50	ug/L							
Bromochloromethane	<0.50	0.50	ug/L							
Bromodichloromethane	<0.50	0.50	ug/L							
Bromoform	<0.50	0.50	ug/L							
Bromomethane	<0.50	0.50	ug/L							
2-Butanone (MEK)	<10	10	ug/L							
tert-Butyl Alcohol (TBA)	<10	10	ug/L							
sec-Butylbenzene	<0.50	0.50	ug/L							
tert-Butylbenzene	<0.50	0.50	ug/L							
n-Butylbenzene	<0.50	0.50	ug/L							
Carbon Disulfide	<0.50	0.50	ug/L							
Carbon Tetrachloride	<0.50	0.50	ug/L							
Chlorobenzene	<0.50	0.50	ug/L							
Chloroethane	<0.50	0.50	ug/L							
Chloroform	<0.50	0.50	ug/L							
Chloromethane	<0.50	0.50	ug/L							
2-Chlorotoluene	<0.50	0.50	ug/L							
4-Chlorotoluene	<0.50	0.50	ug/L							
1,2-Dibromo-3-chloropropane	<1.0	1.0	ug/L							
Dibromochloromethane	<0.50	0.50	ug/L							
1,2-Dibromoethane (EDB)	<0.50	0.50	ug/L							
Dibromomethane	<0.50	0.50	ug/L							
1,3-Dichlorobenzene	<0.50	0.50	ug/L							
1,2-Dichlorobenzene	<0.50	0.50	ug/L							
1,4-Dichlorobenzene	<0.50	0.50	ug/L							
Dichlorodifluoromethane (R12)	<0.50	0.50	ug/L							
1,1-Dichloroethane	<0.50	0.50	ug/L							
1,2-Dichloroethane (EDC)	<0.50	0.50	ug/L							
1,1-Dichloroethylene	<0.50	0.50	ug/L							

Viorel Vasile
Operations Manager

LABORATORY ANALYSIS RESULTS

Client: The Source Group, Inc. (SH)
Project No: 04-NDLA-013
Project Name: DFSP Norwalk GW Sampling

AA Project No: A5334733
Date Received: 11/10/22
Date Reported: 12/05/22

Analyte	Result	Reporting Limit	Units	Spike Level	Source Result	%REC	%REC Limits	RPD	RPD Limit	Notes
VOCs, OXY & TPH Gasoline by GC/MS - Quality Control										
Batch B2K1622 - EPA 5030B										
Blank (B2K1622-BLK1) Continued				Prepared & Analyzed: 11/16/22						
trans-1,2-Dichloroethylene	<0.50	0.50	ug/L							
cis-1,2-Dichloroethylene	<0.50	0.50	ug/L							
1,2-Dichloropropane	<0.50	0.50	ug/L							
2,2-Dichloropropane	<0.50	0.50	ug/L							
1,3-Dichloropropane	<0.50	0.50	ug/L							
cis-1,3-Dichloropropylene	<0.50	0.50	ug/L							
trans-1,3-Dichloropropylene	<0.50	0.50	ug/L							
1,1-Dichloropropylene	<0.50	0.50	ug/L							
Diisopropyl ether (DIPE)	<2.0	2.0	ug/L							
Ethylbenzene	<0.50	0.50	ug/L							
Ethyl-tert-Butyl Ether (ETBE)	<2.0	2.0	ug/L							
Gasoline Range Organics (GRO)	<100	100	ug/L							
Hexachlorobutadiene	<1.0	1.0	ug/L							
2-Hexanone (MBK)	<10	10	ug/L							
Isopropylbenzene	<0.50	0.50	ug/L							
4-Isopropyltoluene	<1.0	1.0	ug/L							
Methyl-tert-Butyl Ether (MTBE)	<1.2	1.2	ug/L							
Methylene Chloride	<5.0	5.0	ug/L							
4-Methyl-2-pentanone (MIBK)	<10	10	ug/L							
Naphthalene	<2.0	2.0	ug/L							
n-Propylbenzene	<0.50	0.50	ug/L							
Styrene	<0.50	0.50	ug/L							
1,1,1,2-Tetrachloroethane	<0.50	0.50	ug/L							
1,1,2,2-Tetrachloroethane	<0.50	0.50	ug/L							
Tetrachloroethylene (PCE)	<0.50	0.50	ug/L							
Toluene	<0.50	0.50	ug/L							
1,2,3-Trichlorobenzene	<0.50	0.50	ug/L							
1,2,4-Trichlorobenzene	<0.50	0.50	ug/L							
1,1,1-Trichloroethane	<0.50	0.50	ug/L							
1,1,2-Trichloroethane	<0.50	0.50	ug/L							
Trichloroethylene (TCE)	<0.50	0.50	ug/L							
Trichlorofluoromethane (R11)	<0.50	0.50	ug/L							

Viorel Vasile
Operations Manager

LABORATORY ANALYSIS RESULTS

Client: The Source Group, Inc. (SH)
Project No: 04-NDLA-013
Project Name: DFSP Norwalk GW Sampling

AA Project No: A5334733
Date Received: 11/10/22
Date Reported: 12/05/22

Analyte	Result	Reporting Limit	Units	Spike Level	Source Result	%REC	%REC Limits	RPD	RPD Limit	Notes
VOCs, OXY & TPH Gasoline by GC/MS - Quality Control										
Batch B2K1622 - EPA 5030B										
Blank (B2K1622-BLK1) Continued				Prepared & Analyzed: 11/16/22						
1,2,3-Trichloropropane	<0.50	0.50	ug/L							
1,1,2-Trichloro-1,2,2-trifluoroethane (R113)	<0.50	0.50	ug/L							
1,3,5-Trimethylbenzene	<0.50	0.50	ug/L							
1,2,4-Trimethylbenzene	<0.50	0.50	ug/L							
Vinyl chloride	<0.50	0.50	ug/L							
o-Xylene	<0.50	0.50	ug/L							
m,p-Xylenes	<1.0	1.0	ug/L							
Surrogate: 4-Bromofluorobenzene	*57.3*		*ug/L*	*50.0*		*115*	*80-129*			
Surrogate: Dibromofluoromethane	*41.6*		*ug/L*	*50.0*		*83.2*	*68-137*			
Surrogate: Toluene-d8	*56.6*		*ug/L*	*50.0*		*113*	*83-134*			
LCS (B2K1622-BS1)				Prepared & Analyzed: 11/16/22						
Acetone	**21.8**	10	ug/L	20.0		109	27-123			
tert-Amyl-Methyl Ether (TAME)	**17.8**	2.0	ug/L	20.0		89.2	58-133			
Benzene	**17.9**	0.50	ug/L	20.0		89.7	60-134			
Bromobenzene	**25.6**	0.50	ug/L	20.0		128	70-130			
Bromochloromethane	**19.2**	0.50	ug/L	20.0		96.0	78-121			
Bromodichloromethane	**18.3**	0.50	ug/L	20.0		91.4	74-135			
Bromoform	**25.4**	0.50	ug/L	20.0		127	68-132			
Bromomethane	**16.0**	0.50	ug/L	20.0		80.2	58-142			
2-Butanone (MEK)	**18.6**	10	ug/L	20.0		93.0	62-138			
tert-Butyl Alcohol (TBA)	**96.7**	10	ug/L	100		96.7	65-148			
sec-Butylbenzene	**25.3**	0.50	ug/L	20.0		127	84-142			
tert-Butylbenzene	**25.7**	0.50	ug/L	20.0		128	70-130			
n-Butylbenzene	**26.0**	0.50	ug/L	20.0		130	70-130			
Carbon Disulfide	**25.2**	0.50	ug/L	20.0		126	17-177			
Carbon Tetrachloride	**20.7**	0.50	ug/L	20.0		104	66-155			
Chlorobenzene	**23.8**	0.50	ug/L	20.0		119	70-130			
Chloroethane	**9.55**	0.50	ug/L	20.0		47.8	45-166			
Chloroform	**19.8**	0.50	ug/L	20.0		98.8	71-131			
Chloromethane	**15.8**	0.50	ug/L	20.0		79.2	48-152			

Viorel Vasile
Operations Manager

LABORATORY ANALYSIS RESULTS

Client: The Source Group, Inc. (SH)
Project No: 04-NDLA-013
Project Name: DFSP Norwalk GW Sampling

AA Project No: A5334733
Date Received: 11/10/22
Date Reported: 12/05/22

Analyte	Result	Reporting Limit	Units	Spike Level	Source Result	%REC	%REC Limits	RPD	RPD Limit	Notes
VOCs, OXY & TPH Gasoline by GC/MS - Quality Control										
Batch B2K1622 - EPA 5030B										
LCS (B2K1622-BS1) Continued				Prepared & Analyzed: 11/16/22						
2-Chlorotoluene	**24.5**	0.50	ug/L	20.0		123	70-130			
4-Chlorotoluene	**23.2**	0.50	ug/L	20.0		116	70-130			
1,2-Dibromo-3-chloropropane	**22.3**	1.0	ug/L	20.0		112	53-145			
Dibromochloromethane	**25.6**	0.50	ug/L	20.0		128	72-133			
1,2-Dibromoethane (EDB)	**23.0**	0.50	ug/L	20.0		115	79-120			
Dibromomethane	**17.3**	0.50	ug/L	20.0		86.7	68-124			
1,3-Dichlorobenzene	**23.6**	0.50	ug/L	20.0		118	70-130			
1,2-Dichlorobenzene	**24.4**	0.50	ug/L	20.0		122	70-130			
1,4-Dichlorobenzene	**24.1**	0.50	ug/L	20.0		120	70-130			
Dichlorodifluoromethane (R12)	**12.2**	0.50	ug/L	20.0		60.8	16-148			
1,1-Dichloroethane	**20.6**	0.50	ug/L	20.0		103	67-120			
1,2-Dichloroethane (EDC)	**22.0**	0.50	ug/L	20.0		110	57-156			
1,1-Dichloroethylene	**23.4**	0.50	ug/L	20.0		117	50-149			
trans-1,2-Dichloroethylene	**20.7**	0.50	ug/L	20.0		104	66-126			
cis-1,2-Dichloroethylene	**18.2**	0.50	ug/L	20.0		91.2	70-124			
1,2-Dichloropropane	**17.5**	0.50	ug/L	20.0		87.3	53-139			
2,2-Dichloropropane	**21.6**	0.50	ug/L	20.0		108	44-162			
1,3-Dichloropropane	**25.3**	0.50	ug/L	20.0		126	79-113			QL-06
cis-1,3-Dichloropropylene	**19.2**	0.50	ug/L	20.0		96.2	67-127			
1,1-Dichloropropylene	**19.4**	0.50	ug/L	20.0		97.2	84-124			
Diisopropyl ether (DIPE)	**21.4**	2.0	ug/L	20.0		107	51-136			
Ethylbenzene	**24.4**	0.50	ug/L	20.0		122	86-124			
Ethyl-tert-Butyl Ether (ETBE)	**21.0**	2.0	ug/L	20.0		105	62-136			
Gasoline Range Organics (GRO)	**624**	100	ug/L	500		125	60-123			QL-02
Hexachlorobutadiene	**24.6**	1.0	ug/L	20.0		123	76-140			
2-Hexanone (MBK)	**24.7**	10	ug/L	20.0		124	52-123			QL-06
Isopropylbenzene	**26.6**	0.50	ug/L	20.0		133	70-130			QL-06
4-Isopropyltoluene	**25.7**	1.0	ug/L	20.0		129	70-130			
Methyl-tert-Butyl Ether (MTBE)	**40.3**	1.2	ug/L	40.0		101	58-144			
Methylene Chloride	**17.9**	5.0	ug/L	20.0		89.6	50-135			
4-Methyl-2-pentanone (MIBK)	**14.6**	10	ug/L	20.0		73.0	49-139			
Naphthalene	**19.0**	2.0	ug/L	20.0		95.0	74-128			

Viorel Vasile
Operations Manager

LABORATORY ANALYSIS RESULTS

Client: The Source Group, Inc. (SH)
Project No: 04-NDLA-013
Project Name: DFSP Norwalk GW Sampling

AA Project No: A5334733
Date Received: 11/10/22
Date Reported: 12/05/22

Analyte	Result	Reporting Limit	Units	Spike Level	Source Result	%REC	%REC Limits	RPD	RPD Limit	Notes
VOCs, OXY & TPH Gasoline by GC/MS - Quality Control										
Batch B2K1622 - EPA 5030B										
LCS (B2K1622-BS1) Continued				Prepared & Analyzed: 11/16/22						
n-Propylbenzene	**26.9**	0.50	ug/L	20.0		135	70-130			QL-06
Styrene	**24.1**	0.50	ug/L	20.0		120	84-123			
1,1,1,2-Tetrachloroethane	**24.7**	0.50	ug/L	20.0		124	70-130			
1,1,2,2-Tetrachloroethane	**22.4**	0.50	ug/L	20.0		112	58-126			
Tetrachloroethylene (PCE)	**23.7**	0.50	ug/L	20.0		118	70-130			
Toluene	**25.8**	0.50	ug/L	20.0		129	83-118			QL-06
1,2,3-Trichlorobenzene	**23.4**	0.50	ug/L	20.0		117	77-134			
1,2,4-Trichlorobenzene	**24.0**	0.50	ug/L	20.0		120	84-128			
1,1,1-Trichloroethane	**20.8**	0.50	ug/L	20.0		104	66-158			
1,1,2-Trichloroethane	**25.0**	0.50	ug/L	20.0		125	75-115			QL-02
Trichloroethylene (TCE)	**18.2**	0.50	ug/L	20.0		91.0	82-128			
Trichlorofluoromethane (R11)	**25.9**	0.50	ug/L	20.0		130	65-137			
1,2,3-Trichloropropane	**23.1**	0.50	ug/L	20.0		115	68-123			
1,1,2-Trichloro-1,2,2-trifluoroethane (R113)	**21.5**	0.50	ug/L	20.0		108	62-130			
1,3,5-Trimethylbenzene	**25.9**	0.50	ug/L	20.0		130	70-130			
1,2,4-Trimethylbenzene	**25.6**	0.50	ug/L	20.0		128	70-130			
Vinyl chloride	**11.4**	0.50	ug/L	20.0		57.0	51-151			
o-Xylene	**24.0**	0.50	ug/L	20.0		120	70-130			
m,p-Xylenes	**49.8**	1.0	ug/L	40.0		125	70-130			
Surrogate: 4-Bromofluorobenzene	*54.2*		*ug/L*	*50.0*		*108*	*80-129*			
Surrogate: Dibromofluoromethane	*43.6*		*ug/L*	*50.0*		*87.1*	*68-137*			
Surrogate: Toluene-d8	*56.7*		*ug/L*	*50.0*		*113*	*83-134*			
LCS Dup (B2K1622-BSD1)				Prepared & Analyzed: 11/16/22						
Acetone	**22.0**	10	ug/L	20.0		110	27-123	0.731	30	
tert-Amyl-Methyl Ether (TAME)	**16.2**	2.0	ug/L	20.0		81.0	58-133	9.69	30	
Benzene	**18.0**	0.50	ug/L	20.0		90.2	60-134	0.611	30	
Bromobenzene	**23.7**	0.50	ug/L	20.0		119	70-130	7.59	30	
Bromochloromethane	**20.5**	0.50	ug/L	20.0		102	78-121	6.55	30	
Bromodichloromethane	**17.7**	0.50	ug/L	20.0		88.6	74-135	3.22	30	
Bromoform	**23.4**	0.50	ug/L	20.0		117	68-132	8.25	30	

Viorel Vasile
Operations Manager

LABORATORY ANALYSIS RESULTS

Client: The Source Group, Inc. (SH)
Project No: 04-NDLA-013
Project Name: DFSP Norwalk GW Sampling

AA Project No: A5334733
Date Received: 11/10/22
Date Reported: 12/05/22

Analyte	Result	Reporting Limit	Units	Spike Level	Source Result	%REC	%REC Limits	RPD	RPD Limit	Notes
VOCs, OXY & TPH Gasoline by GC/MS - Quality Control										
Batch B2K1622 - EPA 5030B										
LCS Dup (B2K1622-BSD1) Continued				Prepared & Analyzed: 11/16/22						
Bromomethane	**18.8**	0.50	ug/L	20.0		93.8	58-142	15.6	30	
2-Butanone (MEK)	**18.7**	10	ug/L	20.0		93.6	62-138	0.589	30	
tert-Butyl Alcohol (TBA)	**134**	10	ug/L	100		134	65-148	32.0	30	
sec-Butylbenzene	**25.4**	0.50	ug/L	20.0		127	84-142	0.394	30	
tert-Butylbenzene	**26.3**	0.50	ug/L	20.0		131	70-130	2.31	30	QL-03
n-Butylbenzene	**23.6**	0.50	ug/L	20.0		118	70-130	9.85	30	
Carbon Disulfide	**30.3**	0.50	ug/L	20.0		152	17-177	18.5	30	
Carbon Tetrachloride	**14.4**	0.50	ug/L	20.0		72.2	66-155	35.7	30	QR-02
Chlorobenzene	**25.6**	0.50	ug/L	20.0		128	70-130	7.49	30	
Chloroethane	**15.0**	0.50	ug/L	20.0		75.1	45-166	44.5	30	QR-02
Chloroform	**20.2**	0.50	ug/L	20.0		101	71-131	2.20	30	
Chloromethane	**20.0**	0.50	ug/L	20.0		99.8	48-152	23.1	30	
2-Chlorotoluene	**25.0**	0.50	ug/L	20.0		125	70-130	1.90	30	
4-Chlorotoluene	**26.6**	0.50	ug/L	20.0		133	70-130	13.5	30	QL-03
1,2-Dibromo-3-chloropropane	**19.9**	1.0	ug/L	20.0		99.4	53-145	11.5	30	
Dibromochloromethane	**21.2**	0.50	ug/L	20.0		106	72-133	18.5	30	
1,2-Dibromoethane (EDB)	**24.2**	0.50	ug/L	20.0		121	79-120	5.01	30	QL-03
Dibromomethane	**19.0**	0.50	ug/L	20.0		94.8	68-124	8.87	30	
1,3-Dichlorobenzene	**25.3**	0.50	ug/L	20.0		127	70-130	7.32	30	
1,2-Dichlorobenzene	**26.5**	0.50	ug/L	20.0		133	70-130	8.40	30	QL-03
1,4-Dichlorobenzene	**24.6**	0.50	ug/L	20.0		123	70-130	2.30	30	
Dichlorodifluoromethane (R12)	**18.8**	0.50	ug/L	20.0		93.9	16-148	42.9	30	QR-02
1,1-Dichloroethane	**20.2**	0.50	ug/L	20.0		101	67-120	1.96	30	
1,2-Dichloroethane (EDC)	**23.8**	0.50	ug/L	20.0		119	57-156	7.98	30	
1,1-Dichloroethylene	**21.7**	0.50	ug/L	20.0		108	50-149	7.64	30	
trans-1,2-Dichloroethylene	**20.4**	0.50	ug/L	20.0		102	66-126	1.55	30	
cis-1,2-Dichloroethylene	**18.7**	0.50	ug/L	20.0		93.4	70-124	2.38	30	
1,2-Dichloropropane	**19.0**	0.50	ug/L	20.0		95.0	53-139	8.50	30	
2,2-Dichloropropane	**17.3**	0.50	ug/L	20.0		86.3	44-162	22.2	30	
1,3-Dichloropropane	**24.1**	0.50	ug/L	20.0		121	79-113	4.78	30	QL-06
cis-1,3-Dichloropropylene	**6.20**	0.50	ug/L	20.0		31.0	67-127	103	30	QL-03
1,1-Dichloropropylene	**19.8**	0.50	ug/L	20.0		98.8	84-124	1.63	30	

Viorel Vasile
Operations Manager

LABORATORY ANALYSIS RESULTS

Client: The Source Group, Inc. (SH)
Project No: 04-NDLA-013
Project Name: DFSP Norwalk GW Sampling

AA Project No: A5334733
Date Received: 11/10/22
Date Reported: 12/05/22

Analyte	Result	Reporting Limit	Units	Spike Level	Source Result	%REC	%REC Limits	RPD	RPD Limit	Notes
VOCs, OXY & TPH Gasoline by GC/MS - Quality Control										
Batch B2K1622 - EPA 5030B										
LCS Dup (B2K1622-BSD1) Continued				Prepared & Analyzed: 11/16/22						
Diisopropyl ether (DIPE)	**22.3**	2.0	ug/L	20.0		112	51-136	4.30	30	
Ethylbenzene	**25.7**	0.50	ug/L	20.0		129	86-124	5.35	30	QL-03
Ethyl-tert-Butyl Ether (ETBE)	**19.8**	2.0	ug/L	20.0		99.1	62-136	5.59	30	
Gasoline Range Organics (GRO)	**576**	100	ug/L	500		115	60-123	8.07	30	
Hexachlorobutadiene	**26.7**	1.0	ug/L	20.0		133	76-140	8.15	30	
2-Hexanone (MBK)	**26.0**	10	ug/L	20.0		130	52-123	4.81	30	QL-06
Isopropylbenzene	**26.7**	0.50	ug/L	20.0		133	70-130	0.451	30	QL-06
4-Isopropyltoluene	**26.6**	1.0	ug/L	20.0		133	70-130	3.48	30	QL-03
Methyl-tert-Butyl Ether (MTBE)	**43.3**	1.2	ug/L	40.0		108	58-144	7.18	30	
Methylene Chloride	**18.5**	5.0	ug/L	20.0		92.5	50-135	3.24	30	
4-Methyl-2-pentanone (MIBK)	**19.1**	10	ug/L	20.0		95.7	49-139	26.9	30	
Naphthalene	**23.7**	2.0	ug/L	20.0		118	74-128	21.9	30	
n-Propylbenzene	**26.9**	0.50	ug/L	20.0		134	70-130	0.260	30	QL-06
Styrene	**28.5**	0.50	ug/L	20.0		143	84-123	17.0	30	QL-03
1,1,1,2-Tetrachloroethane	**25.4**	0.50	ug/L	20.0		127	70-130	2.67	30	
1,1,2,2-Tetrachloroethane	**24.0**	0.50	ug/L	20.0		120	58-126	6.72	30	
Tetrachloroethylene (PCE)	**23.0**	0.50	ug/L	20.0		115	70-130	2.78	30	
Toluene	**26.1**	0.50	ug/L	20.0		130	83-118	1.08	30	QL-06
1,2,3-Trichlorobenzene	**25.1**	0.50	ug/L	20.0		126	77-134	7.01	30	
1,2,4-Trichlorobenzene	**24.7**	0.50	ug/L	20.0		124	84-128	2.75	30	
1,1,1-Trichloroethane	**21.0**	0.50	ug/L	20.0		105	66-158	1.00	30	
1,1,2-Trichloroethane	**22.5**	0.50	ug/L	20.0		113	75-115	10.4	30	
Trichloroethylene (TCE)	**19.2**	0.50	ug/L	20.0		96.1	82-128	5.51	30	
Trichlorofluoromethane (R11)	**20.8**	0.50	ug/L	20.0		104	65-137	22.0	30	
1,2,3-Trichloropropane	**26.6**	0.50	ug/L	20.0		133	68-123	14.4	30	QL-03
1,1,2-Trichloro-1,2,2-trifluoroethane (R113)	**20.4**	0.50	ug/L	20.0		102	62-130	5.44	30	
1,3,5-Trimethylbenzene	**24.4**	0.50	ug/L	20.0		122	70-130	5.88	30	
1,2,4-Trimethylbenzene	**26.2**	0.50	ug/L	20.0		131	70-130	1.97	30	QL-03
Vinyl chloride	**18.1**	0.50	ug/L	20.0		90.5	51-151	45.3	30	QR-02
o-Xylene	**26.8**	0.50	ug/L	20.0		134	70-130	11.1	30	QL-03
m,p-Xylenes	**50.7**	1.0	ug/L	40.0		127	70-130	1.71	30	

Viorel Vasile
Operations Manager

LABORATORY ANALYSIS RESULTS

Client: The Source Group, Inc. (SH)
Project No: 04-NDLA-013
Project Name: DFSP Norwalk GW Sampling

AA Project No: A5334733
Date Received: 11/10/22
Date Reported: 12/05/22

Analyte	Result	Reporting Limit	Units	Spike Level	Source Result	%REC	%REC Limits	RPD	RPD Limit	Notes
VOCs, OXY & TPH Gasoline by GC/MS - Quality Control										
Batch B2K1622 - EPA 5030B										
LCS Dup (B2K1622-BSD1) Continued				Prepared & Analyzed: 11/16/22						
Surrogate: 4-Bromofluorobenzene	*52.2*		*ug/L*	*50.0*		*104*	*80-129*			
Surrogate: Dibromofluoromethane	*42.1*		*ug/L*	*50.0*		*84.2*	*68-137*			
Surrogate: Toluene-d8	*52.1*		*ug/L*	*50.0*		*104*	*83-134*			
Matrix Spike (B2K1622-MS1)		**Source: 2K10018-02**		Prepared: 11/16/22			Analyzed: 11/17/22			
Acetone	**29.7**	10	ug/L	20.0		148	11-169			
tert-Amyl-Methyl Ether (TAME)	**11.3**	2.0	ug/L	20.0		56.7	66-133			QM-07
Benzene	**16.7**	0.50	ug/L	20.0		83.6	56-135			
Bromobenzene	**25.1**	0.50	ug/L	20.0		125	70-130			
Bromochloromethane	**20.8**	0.50	ug/L	20.0		104	74-125			
Bromodichloromethane	**16.4**	0.50	ug/L	20.0		82.0	68-144			
Bromoform	**21.6**	0.50	ug/L	20.0		108	68-151			
Bromomethane	**20.8**	0.50	ug/L	20.0		104	54-142			
2-Butanone (MEK)	**21.0**	10	ug/L	20.0		105	62-145			
tert-Butyl Alcohol (TBA)	**135**	10	ug/L	100		135	73-162			
sec-Butylbenzene	**26.3**	0.50	ug/L	20.0	9.13	85.7	84-145			
tert-Butylbenzene	**25.5**	0.50	ug/L	20.0	1.94	118	70-130			
n-Butylbenzene	**25.2**	0.50	ug/L	20.0		126	70-130			
Carbon Disulfide	**27.2**	0.50	ug/L	20.0	0.530	133	28-151			
Carbon Tetrachloride	**10.1**	0.50	ug/L	20.0		50.4	58-164			QM-07
Chlorobenzene	**21.7**	0.50	ug/L	20.0		109	70-130			
Chloroethane	**13.0**	0.50	ug/L	20.0		65.0	42-164			
Chloroform	**18.4**	0.50	ug/L	20.0		92.2	65-138			
Chloromethane	**16.5**	0.50	ug/L	20.0		82.7	50-152			
2-Chlorotoluene	**28.2**	0.50	ug/L	20.0		141	70-130			QM-07
4-Chlorotoluene	**26.5**	0.50	ug/L	20.0		132	70-130			QM-07
1,2-Dibromo-3-chloropropane	**29.0**	1.0	ug/L	20.0		145	53-161			
Dibromochloromethane	**19.2**	0.50	ug/L	20.0		96.2	70-130			
1,2-Dibromoethane (EDB)	**22.5**	0.50	ug/L	20.0		112	76-130			
Dibromomethane	**18.5**	0.50	ug/L	20.0		92.4	62-135			
1,3-Dichlorobenzene	**22.0**	0.50	ug/L	20.0		110	70-130			
1,2-Dichlorobenzene	**22.2**	0.50	ug/L	20.0		111	70-130			

Viorel Vasile
Operations Manager

LABORATORY ANALYSIS RESULTS

Client: The Source Group, Inc. (SH)
Project No: 04-NDLA-013
Project Name: DFSP Norwalk GW Sampling

AA Project No: A5334733
Date Received: 11/10/22
Date Reported: 12/05/22

Analyte	Result	Reporting Limit	Units	Spike Level	Source Result	%REC	%REC Limits	RPD	RPD Limit	Notes
VOCs, OXY & TPH Gasoline by GC/MS - Quality Control										
Batch B2K1622 - EPA 5030B										
Matrix Spike (B2K1622-MS1) Continued Source: 2K10018-02 Prepared: 11/16/22 Analyzed: 11/17/22										
1,4-Dichlorobenzene	**21.4**	0.50	ug/L	20.0		107	70-130			
Dichlorodifluoromethane (R12)	**16.5**	0.50	ug/L	20.0		82.6	17-153			
1,1-Dichloroethane	**18.2**	0.50	ug/L	20.0		91.2	55-131			
1,2-Dichloroethane (EDC)	**22.8**	0.50	ug/L	20.0		114	52-168			
1,1-Dichloroethylene	**19.6**	0.50	ug/L	20.0		98.1	51-140			
trans-1,2-Dichloroethylene	**18.0**	0.50	ug/L	20.0		90.2	59-127			
cis-1,2-Dichloroethylene	**16.9**	0.50	ug/L	20.0		84.6	70-130			
1,2-Dichloropropane	**18.0**	0.50	ug/L	20.0		90.2	52-142			
2,2-Dichloropropane	**14.7**	0.50	ug/L	20.0		73.7	36-168			
1,3-Dichloropropane	**25.2**	0.50	ug/L	20.0		126	80-121			
cis-1,3-Dichloropropylene	**3.70**	0.50	ug/L	20.0		18.5	66-130			QM-07
1,1-Dichloropropylene	**17.5**	0.50	ug/L	20.0		87.6	76-132			
Diisopropyl ether (DIPE)	**21.5**	2.0	ug/L	20.0		108	52-138			
Ethylbenzene	**21.8**	0.50	ug/L	20.0	0.540	106	86-128			
Ethyl-tert-Butyl Ether (ETBE)	**16.1**	2.0	ug/L	20.0		80.4	64-137			
Hexachlorobutadiene	**18.4**	1.0	ug/L	20.0		91.8	70-130			
2-Hexanone (MBK)	**26.4**	10	ug/L	20.0		132	52-141			
Isopropylbenzene	**50.0**	0.50	ug/L	20.0	33.3	83.4	70-130			
4-Isopropyltoluene	**22.6**	1.0	ug/L	20.0		113	83-149			
Methyl-tert-Butyl Ether (MTBE)	**41.0**	1.2	ug/L	40.0		102	56-150			
Methylene Chloride	**18.2**	5.0	ug/L	20.0		90.8	70-130			
4-Methyl-2-pentanone (MIBK)	**19.3**	10	ug/L	20.0		96.5	60-148			
Naphthalene	**21.7**	2.0	ug/L	20.0	9.17	62.8	70-130			QM-07
n-Propylbenzene	**54.0**	0.50	ug/L	20.0	40.9	65.4	70-130			
Styrene	**23.2**	0.50	ug/L	20.0		116	65-141			
1,1,1,2-Tetrachloroethane	**20.9**	0.50	ug/L	20.0		104	70-130			
1,1,2,2-Tetrachloroethane	**23.0**	0.50	ug/L	20.0		115	62-134			
Tetrachloroethylene (PCE)	**26.5**	0.50	ug/L	20.0		132	70-130			QM-07
Toluene	**22.0**	0.50	ug/L	20.0		110	81-123			
1,2,3-Trichlorobenzene	**12.4**	0.50	ug/L	20.0		61.8	73-144			QM-07
1,2,4-Trichlorobenzene	**14.6**	0.50	ug/L	20.0		72.8	80-137			QM-07
1,1,1-Trichloroethane	**18.9**	0.50	ug/L	20.0		94.5	62-164			

Viorel Vasile
Operations Manager

LABORATORY ANALYSIS RESULTS

Client: The Source Group, Inc. (SH)
Project No: 04-NDLA-013
Project Name: DFSP Norwalk GW Sampling

AA Project No: A5334733
Date Received: 11/10/22
Date Reported: 12/05/22

Analyte	Result	Reporting Limit	Units	Spike Level	Source Result	%REC	%REC Limits	RPD	RPD Limit	Notes
VOCs, OXY & TPH Gasoline by GC/MS - Quality Control										
Batch B2K1622 - EPA 5030B										
Matrix Spike (B2K1622-MS1) Continued Source: 2K10018-02 Prepared: 11/16/22 Analyzed: 11/17/22										
1,1,2-Trichloroethane	**23.6**	0.50	ug/L	20.0		118	76-122			
Trichloroethylene (TCE)	**17.2**	0.50	ug/L	20.0		86.2	72-136			
Trichlorofluoromethane (R11)	**24.4**	0.50	ug/L	20.0		122	59-144			
1,2,3-Trichloropropane	**21.9**	0.50	ug/L	20.0		110	69-135			
1,1,2-Trichloro-1,2,2-trifluoroethane (R113)	**18.5**	0.50	ug/L	20.0		92.4	62-126			
1,3,5-Trimethylbenzene	**24.6**	0.50	ug/L	20.0		123	70-130			
1,2,4-Trimethylbenzene	**23.8**	0.50	ug/L	20.0		119	89-134			
Vinyl chloride	**16.3**	0.50	ug/L	20.0		81.4	54-150			
o-Xylene	**21.8**	0.50	ug/L	20.0		109	70-130			
m,p-Xylenes	**32.2**	1.0	ug/L	40.0		80.5	70-130			
Surrogate: 4-Bromofluorobenzene	*62.2*		*ug/L*	*50.0*		*124*	*80-129*			
Surrogate: Dibromofluoromethane	*44.5*		*ug/L*	*50.0*		*89.0*	*68-137*			
Surrogate: Toluene-d8	*51.0*		*ug/L*	*50.0*		*102*	*83-134*			
Matrix Spike Dup (B2K1622-MSD1) **Source: 2K10018-02** Prepared & Analyzed: 11/16/22										
Acetone	**26.6**	10	ug/L	20.0		133	11-169	10.9	30	
tert-Amyl-Methyl Ether (TAME)	**3.02**	2.0	ug/L	20.0		15.1	66-133	116	30	QM-07
Benzene	**17.4**	0.50	ug/L	20.0		87.0	56-135	4.04	30	
Bromobenzene	**23.6**	0.50	ug/L	20.0		118	70-130	6.25	30	
Bromochloromethane	**18.0**	0.50	ug/L	20.0		89.8	74-125	14.9	30	
Bromodichloromethane	**16.1**	0.50	ug/L	20.0		80.6	68-144	1.72	30	
Bromoform	**15.4**	0.50	ug/L	20.0		76.8	68-151	33.6	30	
Bromomethane	**17.6**	0.50	ug/L	20.0		87.8	54-142	16.9	30	
2-Butanone (MEK)	**17.8**	10	ug/L	20.0		89.2	62-145	16.1	30	
tert-Butyl Alcohol (TBA)	**120**	10	ug/L	100		120	73-162	11.4	30	
sec-Butylbenzene	**28.4**	0.50	ug/L	20.0	9.13	96.6	84-145	7.93	30	
tert-Butylbenzene	**26.7**	0.50	ug/L	20.0	1.94	124	70-130	4.45	30	
n-Butylbenzene	**29.8**	0.50	ug/L	20.0		149	70-130	16.8	30	QM-07
Carbon Disulfide	**28.6**	0.50	ug/L	20.0	0.530	140	28-151	4.91	30	
Carbon Tetrachloride	**11.8**	0.50	ug/L	20.0		59.0	58-164	15.7	30	
Chlorobenzene	**24.5**	0.50	ug/L	20.0		123	70-130	12.2	30	

Viorel Vasile
Operations Manager

LABORATORY ANALYSIS RESULTS

Client: The Source Group, Inc. (SH)
Project No: 04-NDLA-013
Project Name: DFSP Norwalk GW Sampling

AA Project No: A5334733
Date Received: 11/10/22
Date Reported: 12/05/22

Analyte	Result	Reporting Limit	Units	Spike Level	Source Result	%REC	%REC Limits	RPD	RPD Limit	Notes
VOCs, OXY & TPH Gasoline by GC/MS - Quality Control										
Batch B2K1622 - EPA 5030B										
Matrix Spike Dup (B2K1622-MSD1) Continued				**Source: 2K10018-02**		Prepared & Analyzed: 11/16/22				
Chloroethane	**23.0**	0.50	ug/L	20.0		115	42-164	55.4	30	
Chloroform	**18.7**	0.50	ug/L	20.0		93.4	65-138	1.24	30	
Chloromethane	**16.0**	0.50	ug/L	20.0		80.2	50-152	3.01	30	
2-Chlorotoluene	**27.6**	0.50	ug/L	20.0		138	70-130	2.29	30	QM-07
4-Chlorotoluene	**25.1**	0.50	ug/L	20.0		126	70-130	5.31	30	
1,2-Dibromo-3-chloropropane	**30.6**	1.0	ug/L	20.0		153	53-161	5.20	30	
Dibromochloromethane	**13.3**	0.50	ug/L	20.0		66.4	70-130	36.7	30	QM-07
1,2-Dibromoethane (EDB)	**17.7**	0.50	ug/L	20.0		88.6	76-130	23.7	30	
Dibromomethane	**17.2**	0.50	ug/L	20.0		85.8	62-135	7.47	30	
1,3-Dichlorobenzene	**23.6**	0.50	ug/L	20.0		118	70-130	7.37	30	
1,2-Dichlorobenzene	**25.5**	0.50	ug/L	20.0		127	70-130	13.6	30	
1,4-Dichlorobenzene	**24.8**	0.50	ug/L	20.0		124	70-130	14.6	30	
Dichlorodifluoromethane (R12)	**12.5**	0.50	ug/L	20.0		62.6	17-153	27.7	30	
1,1-Dichloroethane	**19.2**	0.50	ug/L	20.0		96.0	55-131	5.24	30	
1,2-Dichloroethane (EDC)	**20.4**	0.50	ug/L	20.0		102	52-168	11.4	30	
1,1-Dichloroethylene	**22.3**	0.50	ug/L	20.0		112	51-140	12.9	30	
trans-1,2-Dichloroethylene	**18.0**	0.50	ug/L	20.0		89.9	59-127	0.389	30	
cis-1,2-Dichloroethylene	**18.1**	0.50	ug/L	20.0		90.4	70-130	6.63	30	
1,2-Dichloropropane	**18.0**	0.50	ug/L	20.0		90.2	52-142	0.0554	30	
2,2-Dichloropropane	**13.0**	0.50	ug/L	20.0		64.8	36-168	12.8	30	
1,3-Dichloropropane	**21.3**	0.50	ug/L	20.0		107	80-121	16.6	30	
cis-1,3-Dichloropropylene	**1.00**	0.50	ug/L	20.0		5.00	66-130	115	30	QM-07
1,1-Dichloropropylene	**19.0**	0.50	ug/L	20.0		95.2	76-132	8.32	30	
Diisopropyl ether (DIPE)	**20.8**	2.0	ug/L	20.0		104	52-138	3.35	30	
Ethylbenzene	**24.6**	0.50	ug/L	20.0	0.540	120	86-128	12.2	30	
Ethyl-tert-Butyl Ether (ETBE)	**5.76**	2.0	ug/L	20.0		28.8	64-137	94.5	30	QM-07
Hexachlorobutadiene	**32.8**	1.0	ug/L	20.0		164	70-130	56.5	30	QM-07
2-Hexanone (MBK)	**28.2**	10	ug/L	20.0		141	52-141	6.55	30	
Isopropylbenzene	**54.5**	0.50	ug/L	20.0	33.3	106	70-130	8.52	30	
4-Isopropyltoluene	**25.1**	1.0	ug/L	20.0		125	83-149	10.3	30	
Methyl-tert-Butyl Ether (MTBE)	**29.8**	1.2	ug/L	40.0		74.5	56-150	31.6	30	

Viorel Vasile
Operations Manager

LABORATORY ANALYSIS RESULTS

Client: The Source Group, Inc. (SH)
Project No: 04-NDLA-013
Project Name: DFSP Norwalk GW Sampling

AA Project No: A5334733
Date Received: 11/10/22
Date Reported: 12/05/22

Analyte	Result	Reporting Limit	Units	Spike Level	Source Result	%REC	%REC Limits	RPD	RPD Limit	Notes
VOCs, OXY & TPH Gasoline by GC/MS - Quality Control										
Batch B2K1622 - EPA 5030B										
Matrix Spike Dup (B2K1622-MSD1) Continued				**Source: 2K10018-02**		Prepared & Analyzed: 11/16/22				
Methylene Chloride	**17.5**	5.0	ug/L	20.0		87.3	70-130	3.93	30	
4-Methyl-2-pentanone (MIBK)	**16.6**	10	ug/L	20.0		83.2	60-148	14.9	30	
Naphthalene	**40.6**	2.0	ug/L	20.0	9.17	157	70-130	60.6	30	QM-07
n-Propylbenzene	**60.1**	0.50	ug/L	20.0	40.9	95.9	70-130	10.7	30	
Styrene	**24.2**	0.50	ug/L	20.0		121	65-141	4.31	30	
1,1,1,2-Tetrachloroethane	**18.2**	0.50	ug/L	20.0		91.2	70-130	13.4	30	
1,1,2,2-Tetrachloroethane	**23.9**	0.50	ug/L	20.0		120	62-134	3.87	30	
Tetrachloroethylene (PCE)	**23.7**	0.50	ug/L	20.0		119	70-130	10.9	30	
Toluene	**24.4**	0.50	ug/L	20.0		122	81-123	10.3	30	
1,2,3-Trichlorobenzene	**28.6**	0.50	ug/L	20.0		143	73-144	79.3	30	
1,2,4-Trichlorobenzene	**30.0**	0.50	ug/L	20.0		150	80-137	69.4	30	QM-07
1,1,1-Trichloroethane	**19.8**	0.50	ug/L	20.0		98.9	62-164	4.55	30	
1,1,2-Trichloroethane	**25.1**	0.50	ug/L	20.0		126	76-122	6.15	30	QM-07
Trichloroethylene (TCE)	**18.7**	0.50	ug/L	20.0		93.7	72-136	8.40	30	
Trichlorofluoromethane (R11)	**18.7**	0.50	ug/L	20.0		93.6	59-144	26.3	30	
1,2,3-Trichloropropane	**24.0**	0.50	ug/L	20.0		120	69-135	9.10	30	
1,1,2-Trichloro-1,2,2-trifluoroethane (R113)	**18.8**	0.50	ug/L	20.0		94.2	62-126	1.93	30	
1,3,5-Trimethylbenzene	**25.6**	0.50	ug/L	20.0		128	70-130	4.02	30	
1,2,4-Trimethylbenzene	**25.6**	0.50	ug/L	20.0		128	89-134	7.09	30	
Vinyl chloride	**13.6**	0.50	ug/L	20.0		68.2	54-150	17.7	30	
o-Xylene	**21.3**	0.50	ug/L	20.0		106	70-130	2.55	30	
m,p-Xylenes	**51.1**	1.0	ug/L	40.0		128	70-130	45.3	30	
Surrogate: 4-Bromofluorobenzene	*53.8*		*ug/L*	*50.0*		*108*	*80-129*			
Surrogate: Dibromofluoromethane	*41.2*		*ug/L*	*50.0*		*82.4*	*68-137*			
Surrogate: Toluene-d8	*49.3*		*ug/L*	*50.0*		*98.7*	*83-134*			
VOCs & OXYGENATES by GC/MS - Quality Control										
Batch B2K1622 - EPA 5030B										
Blank (B2K1622-BLK1)						Prepared & Analyzed: 11/16/22				
Acetone	<10	10	ug/L							

Viorel Vasile
Operations Manager

LABORATORY ANALYSIS RESULTS

Client: The Source Group, Inc. (SH)
Project No: 04-NDLA-013
Project Name: DFSP Norwalk GW Sampling

AA Project No: A5334733
Date Received: 11/10/22
Date Reported: 12/05/22

Analyte	Result	Reporting Limit	Units	Spike Level	Source Result	%REC	%REC Limits	RPD	RPD Limit	Notes
VOCs & OXYGENATES by GC/MS - Quality Control										
Batch B2K1622 - EPA 5030B										
Blank (B2K1622-BLK1) Continued				Prepared & Analyzed: 11/16/22						
tert-Amyl-Methyl Ether (TAME)	<2.0	2.0	ug/L							
Benzene	<0.50	0.50	ug/L							
Bromobenzene	<0.50	0.50	ug/L							
Bromochloromethane	<0.50	0.50	ug/L							
Bromodichloromethane	<0.50	0.50	ug/L							
Bromoform	<0.50	0.50	ug/L							
Bromomethane	<0.50	0.50	ug/L							
2-Butanone (MEK)	<10	10	ug/L							
tert-Butyl Alcohol (TBA)	<10	10	ug/L							
sec-Butylbenzene	<0.50	0.50	ug/L							
tert-Butylbenzene	<0.50	0.50	ug/L							
n-Butylbenzene	<0.50	0.50	ug/L							
Carbon Disulfide	<0.50	0.50	ug/L							
Carbon Tetrachloride	<0.50	0.50	ug/L							
Chlorobenzene	<0.50	0.50	ug/L							
Chloroethane	<0.50	0.50	ug/L							
Chloroform	<0.50	0.50	ug/L							
Chloromethane	<0.50	0.50	ug/L							
2-Chlorotoluene	<0.50	0.50	ug/L							
4-Chlorotoluene	<0.50	0.50	ug/L							
1,2-Dibromo-3-chloropropane	<1.0	1.0	ug/L							
Dibromochloromethane	<0.50	0.50	ug/L							
1,2-Dibromoethane (EDB)	<0.50	0.50	ug/L							
Dibromomethane	<0.50	0.50	ug/L							
1,3-Dichlorobenzene	<0.50	0.50	ug/L							
1,2-Dichlorobenzene	<0.50	0.50	ug/L							
1,4-Dichlorobenzene	<0.50	0.50	ug/L							
Dichlorodifluoromethane (R12)	<0.50	0.50	ug/L							
1,1-Dichloroethane	<0.50	0.50	ug/L							
1,2-Dichloroethane (EDC)	<0.50	0.50	ug/L							
1,1-Dichloroethylene	<0.50	0.50	ug/L							
trans-1,2-Dichloroethylene	<0.50	0.50	ug/L							

Viorel Vasile
Operations Manager

LABORATORY ANALYSIS RESULTS

Client: The Source Group, Inc. (SH)
Project No: 04-NDLA-013
Project Name: DFSP Norwalk GW Sampling

AA Project No: A5334733
Date Received: 11/10/22
Date Reported: 12/05/22

Analyte	Result	Reporting Limit	Units	Spike Level	Source Result	%REC	%REC Limits	RPD	RPD Limit	Notes
VOCs & OXYGENATES by GC/MS - Quality Control										
Batch B2K1622 - EPA 5030B										
Blank (B2K1622-BLK1) Continued				Prepared & Analyzed: 11/16/22						
cis-1,2-Dichloroethylene	<0.50	0.50	ug/L							
1,2-Dichloropropane	<0.50	0.50	ug/L							
2,2-Dichloropropane	<0.50	0.50	ug/L							
1,3-Dichloropropane	<0.50	0.50	ug/L							
cis-1,3-Dichloropropylene	<0.50	0.50	ug/L							
trans-1,3-Dichloropropylene	<0.50	0.50	ug/L							
1,1-Dichloropropylene	<0.50	0.50	ug/L							
Diisopropyl ether (DIPE)	<2.0	2.0	ug/L							
Ethylbenzene	<0.50	0.50	ug/L							
Ethyl-tert-Butyl Ether (ETBE)	<2.0	2.0	ug/L							
Hexachlorobutadiene	<1.0	1.0	ug/L							
2-Hexanone (MBK)	<10	10	ug/L							
Isopropylbenzene	<0.50	0.50	ug/L							
4-Isopropyltoluene	<1.0	1.0	ug/L							
Methyl-tert-Butyl Ether (MTBE)	<1.2	1.2	ug/L							
Methylene Chloride	<5.0	5.0	ug/L							
4-Methyl-2-pentanone (MIBK)	<10	10	ug/L							
Naphthalene	<2.0	2.0	ug/L							
n-Propylbenzene	<0.50	0.50	ug/L							
Styrene	<0.50	0.50	ug/L							
1,1,1,2-Tetrachloroethane	<0.50	0.50	ug/L							
1,1,2,2-Tetrachloroethane	<0.50	0.50	ug/L							
Tetrachloroethylene (PCE)	<0.50	0.50	ug/L							
Toluene	<0.50	0.50	ug/L							
1,2,3-Trichlorobenzene	<0.50	0.50	ug/L							
1,2,4-Trichlorobenzene	<0.50	0.50	ug/L							
1,1,1-Trichloroethane	<0.50	0.50	ug/L							
1,1,2-Trichloroethane	<0.50	0.50	ug/L							
Trichloroethylene (TCE)	<0.50	0.50	ug/L							
Trichlorofluoromethane (R11)	<0.50	0.50	ug/L							
1,2,3-Trichloropropane	<0.50	0.50	ug/L							

Viorel Vasile
Operations Manager

LABORATORY ANALYSIS RESULTS

Client: The Source Group, Inc. (SH)
Project No: 04-NDLA-013
Project Name: DFSP Norwalk GW Sampling

AA Project No: A5334733
Date Received: 11/10/22
Date Reported: 12/05/22

Analyte	Result	Reporting Limit	Units	Spike Level	Source Result	%REC	%REC Limits	RPD	RPD Limit	Notes
VOCs & OXYGENATES by GC/MS - Quality Control										
Batch B2K1622 - EPA 5030B										
Blank (B2K1622-BLK1) Continued				Prepared & Analyzed: 11/16/22						
1,1,2-Trichloro-1,2,2-trifluoroethane (R113)	<0.50	0.50	ug/L							
1,3,5-Trimethylbenzene	<0.50	0.50	ug/L							
1,2,4-Trimethylbenzene	<0.50	0.50	ug/L							
Vinyl chloride	<0.50	0.50	ug/L							
o-Xylene	<0.50	0.50	ug/L							
m,p-Xylenes	<1.0	1.0	ug/L							
Surrogate: 4-Bromofluorobenzene	*57.3*		*ug/L*	*50.0*		*115*	*80-129*			
Surrogate: Dibromofluoromethane	*41.6*		*ug/L*	*50.0*		*83.2*	*68-137*			
Surrogate: Toluene-d8	*56.6*		*ug/L*	*50.0*		*113*	*83-134*			
LCS (B2K1622-BS1)				Prepared & Analyzed: 11/16/22						
Acetone	**21.8**	10	ug/L	20.0		109	27-123			
tert-Amyl-Methyl Ether (TAME)	**17.8**	2.0	ug/L	20.0		89.2	58-133			
Benzene	**17.9**	0.50	ug/L	20.0		89.7	60-134			
Bromobenzene	**25.6**	0.50	ug/L	20.0		128	70-130			
Bromochloromethane	**19.2**	0.50	ug/L	20.0		96.0	78-121			
Bromodichloromethane	**18.3**	0.50	ug/L	20.0		91.4	74-135			
Bromoform	**25.4**	0.50	ug/L	20.0		127	68-132			
Bromomethane	**16.0**	0.50	ug/L	20.0		80.2	58-142			
2-Butanone (MEK)	**18.6**	10	ug/L	20.0		93.0	62-138			
tert-Butyl Alcohol (TBA)	**96.7**	10	ug/L	100		96.7	65-148			
sec-Butylbenzene	**25.3**	0.50	ug/L	20.0		127	84-142			
tert-Butylbenzene	**25.7**	0.50	ug/L	20.0		128	70-130			
n-Butylbenzene	**26.0**	0.50	ug/L	20.0		130	70-130			
Carbon Disulfide	**25.2**	0.50	ug/L	20.0		126	17-177			
Carbon Tetrachloride	**20.7**	0.50	ug/L	20.0		104	66-155			
Chlorobenzene	**23.8**	0.50	ug/L	20.0		119	70-130			
Chloroethane	**9.55**	0.50	ug/L	20.0		47.8	45-166			
Chloroform	**19.8**	0.50	ug/L	20.0		98.8	71-131			
Chloromethane	**15.8**	0.50	ug/L	20.0		79.2	48-152			
2-Chlorotoluene	**24.5**	0.50	ug/L	20.0		123	70-130			

Viorel Vasile
Operations Manager

LABORATORY ANALYSIS RESULTS

Client: The Source Group, Inc. (SH)
Project No: 04-NDLA-013
Project Name: DFSP Norwalk GW Sampling

AA Project No: A5334733
Date Received: 11/10/22
Date Reported: 12/05/22

Analyte	Result	Reporting Limit	Units	Spike Level	Source Result	%REC	%REC Limits	RPD	RPD Limit	Notes
VOCs & OXYGENATES by GC/MS - Quality Control										
Batch B2K1622 - EPA 5030B										
LCS (B2K1622-BS1) Continued				Prepared & Analyzed: 11/16/22						
4-Chlorotoluene	**23.2**	0.50	ug/L	20.0		116	70-130			
1,2-Dibromo-3-chloropropane	**22.3**	1.0	ug/L	20.0		112	53-145			
Dibromochloromethane	**25.6**	0.50	ug/L	20.0		128	72-133			
1,2-Dibromoethane (EDB)	**23.0**	0.50	ug/L	20.0		115	79-120			
Dibromomethane	**17.3**	0.50	ug/L	20.0		86.7	68-124			
1,3-Dichlorobenzene	**23.6**	0.50	ug/L	20.0		118	70-130			
1,2-Dichlorobenzene	**24.4**	0.50	ug/L	20.0		122	70-130			
1,4-Dichlorobenzene	**24.1**	0.50	ug/L	20.0		120	70-130			
Dichlorodifluoromethane (R12)	**12.2**	0.50	ug/L	20.0		60.8	16-148			
1,1-Dichloroethane	**20.6**	0.50	ug/L	20.0		103	67-120			
1,2-Dichloroethane (EDC)	**22.0**	0.50	ug/L	20.0		110	57-156			
1,1-Dichloroethylene	**23.4**	0.50	ug/L	20.0		117	50-149			
trans-1,2-Dichloroethylene	**20.7**	0.50	ug/L	20.0		104	66-126			
cis-1,2-Dichloroethylene	**18.2**	0.50	ug/L	20.0		91.2	70-124			
1,2-Dichloropropane	**17.5**	0.50	ug/L	20.0		87.3	53-139			
2,2-Dichloropropane	**21.6**	0.50	ug/L	20.0		108	44-162			
1,3-Dichloropropane	**25.3**	0.50	ug/L	20.0		126	79-113			QL-06
cis-1,3-Dichloropropylene	**19.2**	0.50	ug/L	20.0		96.2	67-127			
1,1-Dichloropropylene	**19.4**	0.50	ug/L	20.0		97.2	84-124			
Diisopropyl ether (DIPE)	**21.4**	2.0	ug/L	20.0		107	51-136			
Ethylbenzene	**24.4**	0.50	ug/L	20.0		122	86-124			
Ethyl-tert-Butyl Ether (ETBE)	**21.0**	2.0	ug/L	20.0		105	62-136			
Hexachlorobutadiene	**24.6**	1.0	ug/L	20.0		123	76-140			
2-Hexanone (MBK)	**24.7**	10	ug/L	20.0		124	52-123			QL-06
Isopropylbenzene	**26.6**	0.50	ug/L	20.0		133	70-130			QL-06
4-Isopropyltoluene	**25.7**	1.0	ug/L	20.0		129	70-130			
Methyl-tert-Butyl Ether (MTBE)	**40.3**	1.2	ug/L	40.0		101	58-144			
Methylene Chloride	**17.9**	5.0	ug/L	20.0		89.6	50-135			
4-Methyl-2-pentanone (MIBK)	**14.6**	10	ug/L	20.0		73.0	49-139			
Naphthalene	**19.0**	2.0	ug/L	20.0		95.0	74-128			
n-Propylbenzene	**26.9**	0.50	ug/L	20.0		135	70-130			QL-06
Styrene	**24.1**	0.50	ug/L	20.0		120	84-123			

Viorel Vasile
Operations Manager

LABORATORY ANALYSIS RESULTS

Client: The Source Group, Inc. (SH)
Project No: 04-NDLA-013
Project Name: DFSP Norwalk GW Sampling

AA Project No: A5334733
Date Received: 11/10/22
Date Reported: 12/05/22

Analyte	Result	Reporting Limit	Units	Spike Level	Source Result	%REC	%REC Limits	RPD	RPD Limit	Notes
VOCs & OXYGENATES by GC/MS - Quality Control										
Batch B2K1622 - EPA 5030B										
LCS (B2K1622-BS1) Continued				Prepared & Analyzed: 11/16/22						
1,1,1,2-Tetrachloroethane	**24.7**	0.50	ug/L	20.0		124	70-130			
1,1,2,2-Tetrachloroethane	**22.4**	0.50	ug/L	20.0		112	58-126			
Tetrachloroethylene (PCE)	**23.7**	0.50	ug/L	20.0		118	70-130			
Toluene	**25.8**	0.50	ug/L	20.0		129	83-118			QL-06
1,2,3-Trichlorobenzene	**23.4**	0.50	ug/L	20.0		117	77-134			
1,2,4-Trichlorobenzene	**24.0**	0.50	ug/L	20.0		120	84-128			
1,1,1-Trichloroethane	**20.8**	0.50	ug/L	20.0		104	66-158			
1,1,2-Trichloroethane	**25.0**	0.50	ug/L	20.0		125	75-115			QL-02
Trichloroethylene (TCE)	**18.2**	0.50	ug/L	20.0		91.0	82-128			
Trichlorofluoromethane (R11)	**25.9**	0.50	ug/L	20.0		130	65-137			
1,2,3-Trichloropropane	**23.1**	0.50	ug/L	20.0		115	68-123			
1,1,2-Trichloro-1,2,2-trifluoroethane (R113)	**21.5**	0.50	ug/L	20.0		108	62-130			
1,3,5-Trimethylbenzene	**25.9**	0.50	ug/L	20.0		130	70-130			
1,2,4-Trimethylbenzene	**25.6**	0.50	ug/L	20.0		128	70-130			
Vinyl chloride	**11.4**	0.50	ug/L	20.0		57.0	51-151			
o-Xylene	**24.0**	0.50	ug/L	20.0		120	70-130			
m,p-Xylenes	**49.8**	1.0	ug/L	40.0		125	70-130			
Surrogate: 4-Bromofluorobenzene	*54.2*		*ug/L*	*50.0*		*108*	*80-129*			
Surrogate: Dibromofluoromethane	*43.6*		*ug/L*	*50.0*		*87.1*	*68-137*			
Surrogate: Toluene-d8	*56.7*		*ug/L*	*50.0*		*113*	*83-134*			
LCS Dup (B2K1622-BSD1)				Prepared & Analyzed: 11/16/22						
Acetone	**22.0**	10	ug/L	20.0		110	27-123	0.731	30	
tert-Amyl-Methyl Ether (TAME)	**16.2**	2.0	ug/L	20.0		81.0	58-133	9.69	30	
Benzene	**18.0**	0.50	ug/L	20.0		90.2	60-134	0.611	30	
Bromobenzene	**23.7**	0.50	ug/L	20.0		119	70-130	7.59	30	
Bromochloromethane	**20.5**	0.50	ug/L	20.0		102	78-121	6.55	30	
Bromodichloromethane	**17.7**	0.50	ug/L	20.0		88.6	74-135	3.22	30	
Bromoform	**23.4**	0.50	ug/L	20.0		117	68-132	8.25	30	
Bromomethane	**18.8**	0.50	ug/L	20.0		93.8	58-142	15.6	30	
2-Butanone (MEK)	**18.7**	10	ug/L	20.0		93.6	62-138	0.589	30	

Viorel Vasile
Operations Manager

LABORATORY ANALYSIS RESULTS

Client: The Source Group, Inc. (SH)
Project No: 04-NDLA-013
Project Name: DFSP Norwalk GW Sampling

AA Project No: A5334733
Date Received: 11/10/22
Date Reported: 12/05/22

Analyte	Result	Reporting Limit	Units	Spike Level	Source Result	%REC	%REC Limits	RPD	RPD Limit	Notes
VOCs & OXYGENATES by GC/MS - Quality Control										
Batch B2K1622 - EPA 5030B										
LCS Dup (B2K1622-BSD1) Continued				Prepared & Analyzed: 11/16/22						
tert-Butyl Alcohol (TBA)	**134**	10	ug/L	100		134	65-148	32.0	30	QR-02
sec-Butylbenzene	**25.4**	0.50	ug/L	20.0		127	84-142	0.394	30	
tert-Butylbenzene	**26.3**	0.50	ug/L	20.0		131	70-130	2.31	30	QL-03
n-Butylbenzene	**23.6**	0.50	ug/L	20.0		118	70-130	9.85	30	
Carbon Disulfide	**30.3**	0.50	ug/L	20.0		152	17-177	18.5	30	
Carbon Tetrachloride	**14.4**	0.50	ug/L	20.0		72.2	66-155	35.7	30	QR-02
Chlorobenzene	**25.6**	0.50	ug/L	20.0		128	70-130	7.49	30	
Chloroethane	**15.0**	0.50	ug/L	20.0		75.1	45-166	44.5	30	QR-02
Chloroform	**20.2**	0.50	ug/L	20.0		101	71-131	2.20	30	
Chloromethane	**20.0**	0.50	ug/L	20.0		99.8	48-152	23.1	30	
2-Chlorotoluene	**25.0**	0.50	ug/L	20.0		125	70-130	1.90	30	
4-Chlorotoluene	**26.6**	0.50	ug/L	20.0		133	70-130	13.5	30	QL-03
1,2-Dibromo-3-chloropropane	**19.9**	1.0	ug/L	20.0		99.4	53-145	11.5	30	
Dibromochloromethane	**21.2**	0.50	ug/L	20.0		106	72-133	18.5	30	
1,2-Dibromoethane (EDB)	**24.2**	0.50	ug/L	20.0		121	79-120	5.01	30	QL-03
Dibromomethane	**19.0**	0.50	ug/L	20.0		94.8	68-124	8.87	30	
1,3-Dichlorobenzene	**25.3**	0.50	ug/L	20.0		127	70-130	7.32	30	
1,2-Dichlorobenzene	**26.5**	0.50	ug/L	20.0		133	70-130	8.40	30	QL-03
1,4-Dichlorobenzene	**24.6**	0.50	ug/L	20.0		123	70-130	2.30	30	
Dichlorodifluoromethane (R12)	**18.8**	0.50	ug/L	20.0		93.9	16-148	42.9	30	QR-02
1,1-Dichloroethane	**20.2**	0.50	ug/L	20.0		101	67-120	1.96	30	
1,2-Dichloroethane (EDC)	**23.8**	0.50	ug/L	20.0		119	57-156	7.98	30	
1,1-Dichloroethylene	**21.7**	0.50	ug/L	20.0		108	50-149	7.64	30	
trans-1,2-Dichloroethylene	**20.4**	0.50	ug/L	20.0		102	66-126	1.55	30	
cis-1,2-Dichloroethylene	**18.7**	0.50	ug/L	20.0		93.4	70-124	2.38	30	
1,2-Dichloropropane	**19.0**	0.50	ug/L	20.0		95.0	53-139	8.50	30	
2,2-Dichloropropane	**17.3**	0.50	ug/L	20.0		86.3	44-162	22.2	30	
1,3-Dichloropropane	**24.1**	0.50	ug/L	20.0		121	79-113	4.78	30	QL-06
cis-1,3-Dichloropropylene	**6.20**	0.50	ug/L	20.0		31.0	67-127	103	30	QL-03
1,1-Dichloropropylene	**19.8**	0.50	ug/L	20.0		98.8	84-124	1.63	30	
Diisopropyl ether (DIPE)	**22.3**	2.0	ug/L	20.0		112	51-136	4.30	30	
Ethylbenzene	**25.7**	0.50	ug/L	20.0		129	86-124	5.35	30	QL-03

Viorel Vasile
Operations Manager

LABORATORY ANALYSIS RESULTS

Client: The Source Group, Inc. (SH)
Project No: 04-NDLA-013
Project Name: DFSP Norwalk GW Sampling

AA Project No: A5334733
Date Received: 11/10/22
Date Reported: 12/05/22

Analyte	Result	Reporting Limit	Units	Spike Level	Source Result	%REC	%REC Limits	RPD	RPD Limit	Notes
VOCs & OXYGENATES by GC/MS - Quality Control										
Batch B2K1622 - EPA 5030B										
LCS Dup (B2K1622-BSD1) Continued				Prepared & Analyzed: 11/16/22						
Ethyl-tert-Butyl Ether (ETBE)	**19.8**	2.0	ug/L	20.0		99.1	62-136	5.59	30	
Hexachlorobutadiene	**26.7**	1.0	ug/L	20.0		133	76-140	8.15	30	
2-Hexanone (MBK)	**26.0**	10	ug/L	20.0		130	52-123	4.81	30	QL-06
Isopropylbenzene	**26.7**	0.50	ug/L	20.0		133	70-130	0.451	30	QL-06
4-Isopropyltoluene	**26.6**	1.0	ug/L	20.0		133	70-130	3.48	30	QL-03
Methyl-tert-Butyl Ether (MTBE)	**43.3**	1.2	ug/L	40.0		108	58-144	7.18	30	
Methylene Chloride	**18.5**	5.0	ug/L	20.0		92.5	50-135	3.24	30	
4-Methyl-2-pentanone (MIBK)	**19.1**	10	ug/L	20.0		95.7	49-139	26.9	30	
Naphthalene	**23.7**	2.0	ug/L	20.0		118	74-128	21.9	30	
n-Propylbenzene	**26.9**	0.50	ug/L	20.0		134	70-130	0.260	30	QL-06
Styrene	**28.5**	0.50	ug/L	20.0		143	84-123	17.0	30	QL-03
1,1,1,2-Tetrachloroethane	**25.4**	0.50	ug/L	20.0		127	70-130	2.67	30	
1,1,2,2-Tetrachloroethane	**24.0**	0.50	ug/L	20.0		120	58-126	6.72	30	
Tetrachloroethylene (PCE)	**23.0**	0.50	ug/L	20.0		115	70-130	2.78	30	
Toluene	**26.1**	0.50	ug/L	20.0		130	83-118	1.08	30	QL-06
1,2,3-Trichlorobenzene	**25.1**	0.50	ug/L	20.0		126	77-134	7.01	30	
1,2,4-Trichlorobenzene	**24.7**	0.50	ug/L	20.0		124	84-128	2.75	30	
1,1,1-Trichloroethane	**21.0**	0.50	ug/L	20.0		105	66-158	1.00	30	
1,1,2-Trichloroethane	**22.5**	0.50	ug/L	20.0		113	75-115	10.4	30	
Trichloroethylene (TCE)	**19.2**	0.50	ug/L	20.0		96.1	82-128	5.51	30	
Trichlorofluoromethane (R11)	**20.8**	0.50	ug/L	20.0		104	65-137	22.0	30	
1,2,3-Trichloropropane	**26.6**	0.50	ug/L	20.0		133	68-123	14.4	30	QL-03
1,1,2-Trichloro-1,2,2-trifluoroethane (R113)	**20.4**	0.50	ug/L	20.0		102	62-130	5.44	30	
1,3,5-Trimethylbenzene	**24.4**	0.50	ug/L	20.0		122	70-130	5.88	30	
1,2,4-Trimethylbenzene	**26.2**	0.50	ug/L	20.0		131	70-130	1.97	30	QL-03
Vinyl chloride	**18.1**	0.50	ug/L	20.0		90.5	51-151	45.3	30	QR-02
o-Xylene	**26.8**	0.50	ug/L	20.0		134	70-130	11.1	30	QL-03
m,p-Xylenes	**50.7**	1.0	ug/L	40.0		127	70-130	1.71	30	
Surrogate: 4-Bromofluorobenzene	*52.2*		*ug/L*	*50.0*		*104*	*80-129*			
Surrogate: Dibromofluoromethane	*42.1*		*ug/L*	*50.0*		*84.2*	*68-137*			

Viorel Vasile
Operations Manager

LABORATORY ANALYSIS RESULTS

Client: The Source Group, Inc. (SH)
Project No: 04-NDLA-013
Project Name: DFSP Norwalk GW Sampling

AA Project No: A5334733
Date Received: 11/10/22
Date Reported: 12/05/22

Analyte	Result	Reporting Limit	Units	Spike Level	Source Result	%REC	%REC Limits	RPD	RPD Limit	Notes
VOCs & OXYGENATES by GC/MS - Quality Control										
Batch B2K1622 - EPA 5030B										
LCS Dup (B2K1622-BSD1) Continued				Prepared & Analyzed: 11/16/22						
Surrogate: Toluene-d8	*52.1*		*ug/L*	*50.0*		*104*	*83-134*			
Matrix Spike (B2K1622-MS1)		**Source: 2K10018-02**		Prepared: 11/16/22			Analyzed: 11/17/22			
Acetone	**29.7**	10	ug/L	20.0	<10	148	11-169			
tert-Amyl-Methyl Ether (TAME)	**11.3**	2.0	ug/L	20.0	<2.0	56.7	66-133			QM-07
Benzene	**16.7**	0.50	ug/L	20.0	<0.50	83.6	56-135			
Bromobenzene	**25.1**	0.50	ug/L	20.0	<0.50	125	70-130			
Bromochloromethane	**20.8**	0.50	ug/L	20.0	<0.50	104	74-125			
Bromodichloromethane	**16.4**	0.50	ug/L	20.0	<0.50	82.0	68-144			
Bromoform	**21.6**	0.50	ug/L	20.0	<0.50	108	68-151			
Bromomethane	**20.8**	0.50	ug/L	20.0	<0.50	104	54-142			
2-Butanone (MEK)	**21.0**	10	ug/L	20.0	<10	105	62-145			
tert-Butyl Alcohol (TBA)	**135**	10	ug/L	100	<10	135	73-162			
sec-Butylbenzene	**26.3**	0.50	ug/L	20.0	9.13	85.7	84-145			
tert-Butylbenzene	**25.5**	0.50	ug/L	20.0	1.94	118	70-130			
n-Butylbenzene	**25.2**	0.50	ug/L	20.0	<0.50	126	70-130			
Carbon Disulfide	**27.2**	0.50	ug/L	20.0	0.530	133	28-151			
Carbon Tetrachloride	**10.1**	0.50	ug/L	20.0	<0.50	50.4	58-164			QM-07
Chlorobenzene	**21.7**	0.50	ug/L	20.0	<0.50	109	70-130			
Chloroethane	**13.0**	0.50	ug/L	20.0	<0.50	65.0	42-164			
Chloroform	**18.4**	0.50	ug/L	20.0	<0.50	92.2	65-138			
Chloromethane	**16.5**	0.50	ug/L	20.0	<0.50	82.7	50-152			
2-Chlorotoluene	**28.2**	0.50	ug/L	20.0	<0.50	141	70-130			QM-07
4-Chlorotoluene	**26.5**	0.50	ug/L	20.0	<0.50	132	70-130			QM-07
1,2-Dibromo-3-chloropropane	**29.0**	1.0	ug/L	20.0	<1.0	145	53-161			
Dibromochloromethane	**19.2**	0.50	ug/L	20.0	<0.50	96.2	70-130			
1,2-Dibromoethane (EDB)	**22.5**	0.50	ug/L	20.0	<0.50	112	76-130			
Dibromomethane	**18.5**	0.50	ug/L	20.0	<0.50	92.4	62-135			
1,3-Dichlorobenzene	**22.0**	0.50	ug/L	20.0	<0.50	110	70-130			
1,2-Dichlorobenzene	**22.2**	0.50	ug/L	20.0	<0.50	111	70-130			
1,4-Dichlorobenzene	**21.4**	0.50	ug/L	20.0	<0.50	107	70-130			
Dichlorodifluoromethane (R12)	**16.5**	0.50	ug/L	20.0	<0.50	82.6	17-153			
1,1-Dichloroethane	**18.2**	0.50	ug/L	20.0	<0.50	91.2	55-131			

Viorel Vasile
Operations Manager

LABORATORY ANALYSIS RESULTS

Client: The Source Group, Inc. (SH)
Project No: 04-NDLA-013
Project Name: DFSP Norwalk GW Sampling

AA Project No: A5334733
Date Received: 11/10/22
Date Reported: 12/05/22

Analyte	Result	Reporting Limit	Units	Spike Level	Source Result	%REC	%REC Limits	RPD	RPD Limit	Notes
VOCs & OXYGENATES by GC/MS - Quality Control										
Batch B2K1622 - EPA 5030B										
Matrix Spike (B2K1622-MS1) Continued Source: 2K10018-02 Prepared: 11/16/22 Analyzed: 11/17/22										
1,2-Dichloroethane (EDC)	**22.8**	0.50	ug/L	20.0	<0.50	114	52-168			
1,1-Dichloroethylene	**19.6**	0.50	ug/L	20.0	<0.50	98.1	51-140			
trans-1,2-Dichloroethylene	**18.0**	0.50	ug/L	20.0	<0.50	90.2	59-127			
cis-1,2-Dichloroethylene	**16.9**	0.50	ug/L	20.0	<0.50	84.6	70-130			
1,2-Dichloropropane	**18.0**	0.50	ug/L	20.0	<0.50	90.2	52-142			
2,2-Dichloropropane	**14.7**	0.50	ug/L	20.0	<0.50	73.7	36-168			
1,3-Dichloropropane	**25.2**	0.50	ug/L	20.0	<0.50	126	80-121			
cis-1,3-Dichloropropylene	**3.70**	0.50	ug/L	20.0	<0.50	18.5	66-130			QM-07
1,1-Dichloropropylene	**17.5**	0.50	ug/L	20.0	<0.50	87.6	76-132			
Diisopropyl ether (DIPE)	**21.5**	2.0	ug/L	20.0	<2.0	108	52-138			
Ethylbenzene	**21.8**	0.50	ug/L	20.0	0.540	106	86-128			
Ethyl-tert-Butyl Ether (ETBE)	**16.1**	2.0	ug/L	20.0	<2.0	80.4	64-137			
Hexachlorobutadiene	**18.4**	1.0	ug/L	20.0	<1.0	91.8	70-130			
2-Hexanone (MBK)	**26.4**	10	ug/L	20.0	<10	132	52-141			
Isopropylbenzene	**50.0**	0.50	ug/L	20.0	33.3	83.4	70-130			
4-Isopropyltoluene	**22.6**	1.0	ug/L	20.0	<1.0	113	83-149			
Methyl-tert-Butyl Ether (MTBE)	**41.0**	1.2	ug/L	40.0	<1.2	102	56-150			
Methylene Chloride	**18.2**	5.0	ug/L	20.0	<5.0	90.8	70-130			
4-Methyl-2-pentanone (MIBK)	**19.3**	10	ug/L	20.0	<10	96.5	60-148			
Naphthalene	**21.7**	2.0	ug/L	20.0	9.17	62.8	70-130			QM-07
n-Propylbenzene	**54.0**	0.50	ug/L	20.0	40.9	65.4	70-130			
Styrene	**23.2**	0.50	ug/L	20.0	<0.50	116	65-141			
1,1,1,2-Tetrachloroethane	**20.9**	0.50	ug/L	20.0	<0.50	104	70-130			
1,1,2,2-Tetrachloroethane	**23.0**	0.50	ug/L	20.0	<0.50	115	62-134			
Tetrachloroethylene (PCE)	**26.5**	0.50	ug/L	20.0	<0.50	132	70-130			QM-07
Toluene	**22.0**	0.50	ug/L	20.0	<0.50	110	81-123			
1,2,3-Trichlorobenzene	**12.4**	0.50	ug/L	20.0	<0.50	61.8	73-144			QM-07
1,2,4-Trichlorobenzene	**14.6**	0.50	ug/L	20.0	<0.50	72.8	80-137			QM-07
1,1,1-Trichloroethane	**18.9**	0.50	ug/L	20.0	<0.50	94.5	62-164			
1,1,2-Trichloroethane	**23.6**	0.50	ug/L	20.0	<0.50	118	76-122			
Trichloroethylene (TCE)	**17.2**	0.50	ug/L	20.0	<0.50	86.2	72-136			
Trichlorofluoromethane (R11)	**24.4**	0.50	ug/L	20.0	<0.50	122	59-144			

Viorel Vasile
Operations Manager

LABORATORY ANALYSIS RESULTS

Client: The Source Group, Inc. (SH)
Project No: 04-NDLA-013
Project Name: DFSP Norwalk GW Sampling

AA Project No: A5334733
Date Received: 11/10/22
Date Reported: 12/05/22

Analyte	Result	Reporting Limit	Units	Spike Level	Source Result	%REC	%REC Limits	RPD	RPD Limit	Notes
VOCs & OXYGENATES by GC/MS - Quality Control										
Batch B2K1622 - EPA 5030B										
Matrix Spike (B2K1622-MS1) Continued Source: 2K10018-02 Prepared: 11/16/22 Analyzed: 11/17/22										
1,2,3-Trichloropropane	**21.9**	0.50	ug/L	20.0	<0.50	110	69-135			
1,1,2-Trichloro-1,2,2-trifluoroethane (R113)	**18.5**	0.50	ug/L	20.0	<0.50	92.4	62-126			
1,3,5-Trimethylbenzene	**24.6**	0.50	ug/L	20.0	<0.50	123	70-130			
1,2,4-Trimethylbenzene	**23.8**	0.50	ug/L	20.0	<0.50	119	89-134			
Vinyl chloride	**16.3**	0.50	ug/L	20.0	<0.50	81.4	54-150			
o-Xylene	**21.8**	0.50	ug/L	20.0	<0.50	109	70-130			
m,p-Xylenes	**32.2**	1.0	ug/L	40.0	<1.0	80.5	70-130			
Surrogate: 4-Bromofluorobenzene	*62.2*		*ug/L*	*50.0*		*124*	*80-129*			
Surrogate: Dibromofluoromethane	*44.5*		*ug/L*	*50.0*		*89.0*	*68-137*			
Surrogate: Toluene-d8	*51.0*		*ug/L*	*50.0*		*102*	*83-134*			
Matrix Spike Dup (B2K1622-MSD1) **Source: 2K10018-02** Prepared & Analyzed: 11/16/22										
Acetone	**26.6**	10	ug/L	20.0	<10	133	11-169	10.9	30	
tert-Amyl-Methyl Ether (TAME)	**3.02**	2.0	ug/L	20.0	<2.0	15.1	66-133	116	30	QM-07
Benzene	**17.4**	0.50	ug/L	20.0	<0.50	87.0	56-135	4.04	30	
Bromobenzene	**23.6**	0.50	ug/L	20.0	<0.50	118	70-130	6.25	30	
Bromochloromethane	**18.0**	0.50	ug/L	20.0	<0.50	89.8	74-125	14.9	30	
Bromodichloromethane	**16.1**	0.50	ug/L	20.0	<0.50	80.6	68-144	1.72	30	
Bromoform	**15.4**	0.50	ug/L	20.0	<0.50	76.8	68-151	33.6	30	
Bromomethane	**17.6**	0.50	ug/L	20.0	<0.50	87.8	54-142	16.9	30	
2-Butanone (MEK)	**17.8**	10	ug/L	20.0	<10	89.2	62-145	16.1	30	
tert-Butyl Alcohol (TBA)	**120**	10	ug/L	100	<10	120	73-162	11.4	30	
sec-Butylbenzene	**28.4**	0.50	ug/L	20.0	9.13	96.6	84-145	7.93	30	
tert-Butylbenzene	**26.7**	0.50	ug/L	20.0	1.94	124	70-130	4.45	30	
n-Butylbenzene	**29.8**	0.50	ug/L	20.0	<0.50	149	70-130	16.8	30	QM-07
Carbon Disulfide	**28.6**	0.50	ug/L	20.0	0.530	140	28-151	4.91	30	
Carbon Tetrachloride	**11.8**	0.50	ug/L	20.0	<0.50	59.0	58-164	15.7	30	
Chlorobenzene	**24.5**	0.50	ug/L	20.0	<0.50	123	70-130	12.2	30	
Chloroethane	**23.0**	0.50	ug/L	20.0	<0.50	115	42-164	55.4	30	
Chloroform	**18.7**	0.50	ug/L	20.0	<0.50	93.4	65-138	1.24	30	
Chloromethane	**16.0**	0.50	ug/L	20.0	<0.50	80.2	50-152	3.01	30	

Viorel Vasile
Operations Manager

LABORATORY ANALYSIS RESULTS

Client: The Source Group, Inc. (SH)
Project No: 04-NDLA-013
Project Name: DFSP Norwalk GW Sampling

AA Project No: A5334733
Date Received: 11/10/22
Date Reported: 12/05/22

Analyte	Result	Reporting Limit	Units	Spike Level	Source Result	%REC	%REC Limits	RPD	RPD Limit	Notes
VOCs & OXYGENATES by GC/MS - Quality Control										
Batch B2K1622 - EPA 5030B										
Matrix Spike Dup (B2K1622-MSD1) Continued				**Source: 2K10018-02**	Prepared & Analyzed: 11/16/22					
2-Chlorotoluene	**27.6**	0.50	ug/L	20.0	<0.50	138	70-130	2.29	30	QM-07
4-Chlorotoluene	**25.1**	0.50	ug/L	20.0	<0.50	126	70-130	5.31	30	
1,2-Dibromo-3-chloropropane	**30.6**	1.0	ug/L	20.0	<1.0	153	53-161	5.20	30	
Dibromochloromethane	**13.3**	0.50	ug/L	20.0	<0.50	66.4	70-130	36.7	30	QM-07
1,2-Dibromoethane (EDB)	**17.7**	0.50	ug/L	20.0	<0.50	88.6	76-130	23.7	30	
Dibromomethane	**17.2**	0.50	ug/L	20.0	<0.50	85.8	62-135	7.47	30	
1,3-Dichlorobenzene	**23.6**	0.50	ug/L	20.0	<0.50	118	70-130	7.37	30	
1,2-Dichlorobenzene	**25.5**	0.50	ug/L	20.0	<0.50	127	70-130	13.6	30	
1,4-Dichlorobenzene	**24.8**	0.50	ug/L	20.0	<0.50	124	70-130	14.6	30	
Dichlorodifluoromethane (R12)	**12.5**	0.50	ug/L	20.0	<0.50	62.6	17-153	27.7	30	
1,1-Dichloroethane	**19.2**	0.50	ug/L	20.0	<0.50	96.0	55-131	5.24	30	
1,2-Dichloroethane (EDC)	**20.4**	0.50	ug/L	20.0	<0.50	102	52-168	11.4	30	
1,1-Dichloroethylene	**22.3**	0.50	ug/L	20.0	<0.50	112	51-140	12.9	30	
trans-1,2-Dichloroethylene	**18.0**	0.50	ug/L	20.0	<0.50	89.9	59-127	0.389	30	
cis-1,2-Dichloroethylene	**18.1**	0.50	ug/L	20.0	<0.50	90.4	70-130	6.63	30	
1,2-Dichloropropane	**18.0**	0.50	ug/L	20.0	<0.50	90.2	52-142	0.0554	30	
2,2-Dichloropropane	**13.0**	0.50	ug/L	20.0	<0.50	64.8	36-168	12.8	30	
1,3-Dichloropropane	**21.3**	0.50	ug/L	20.0	<0.50	107	80-121	16.6	30	
cis-1,3-Dichloropropylene	**1.00**	0.50	ug/L	20.0	<0.50	5.00	66-130	115	30	QM-07
1,1-Dichloropropylene	**19.0**	0.50	ug/L	20.0	<0.50	95.2	76-132	8.32	30	
Diisopropyl ether (DIPE)	**20.8**	2.0	ug/L	20.0	<2.0	104	52-138	3.35	30	
Ethylbenzene	**24.6**	0.50	ug/L	20.0	0.540	120	86-128	12.2	30	
Ethyl-tert-Butyl Ether (ETBE)	**5.76**	2.0	ug/L	20.0	<2.0	28.8	64-137	94.5	30	QM-07
Hexachlorobutadiene	**32.8**	1.0	ug/L	20.0	<1.0	164	70-130	56.5	30	QM-07
2-Hexanone (MBK)	**28.2**	10	ug/L	20.0	<10	141	52-141	6.55	30	
Isopropylbenzene	**54.5**	0.50	ug/L	20.0	33.3	106	70-130	8.52	30	
4-Isopropyltoluene	**25.1**	1.0	ug/L	20.0	<1.0	125	83-149	10.3	30	
Methyl-tert-Butyl Ether (MTBE)	**29.8**	1.2	ug/L	40.0	<1.2	74.5	56-150	31.6	30	
Methylene Chloride	**17.5**	5.0	ug/L	20.0	<5.0	87.3	70-130	3.93	30	
4-Methyl-2-pentanone (MIBK)	**16.6**	10	ug/L	20.0	<10	83.2	60-148	14.9	30	
Naphthalene	**40.6**	2.0	ug/L	20.0	9.17	157	70-130	60.6	30	QM-07

Viorel Vasile
Operations Manager

LABORATORY ANALYSIS RESULTS

Client: The Source Group, Inc. (SH)
Project No: 04-NDLA-013
Project Name: DFSP Norwalk GW Sampling

AA Project No: A5334733
Date Received: 11/10/22
Date Reported: 12/05/22

Analyte	Result	Reporting Limit	Units	Spike Level	Source Result	%REC	%REC Limits	RPD	RPD Limit	Notes
VOCs & OXYGENATES by GC/MS - Quality Control										
Batch B2K1622 - EPA 5030B										
Matrix Spike Dup (B2K1622-MSD1) Continued			**Source: 2K10018-02**	Prepared & Analyzed: 11/16/22						
n-Propylbenzene	**60.1**	0.50	ug/L	20.0	40.9	95.9	70-130	10.7	30	
Styrene	**24.2**	0.50	ug/L	20.0	<0.50	121	65-141	4.31	30	
1,1,1,2-Tetrachloroethane	**18.2**	0.50	ug/L	20.0	<0.50	91.2	70-130	13.4	30	
1,1,2,2-Tetrachloroethane	**23.9**	0.50	ug/L	20.0	<0.50	120	62-134	3.87	30	
Tetrachloroethylene (PCE)	**23.7**	0.50	ug/L	20.0	<0.50	119	70-130	10.9	30	
Toluene	**24.4**	0.50	ug/L	20.0	<0.50	122	81-123	10.3	30	
1,2,3-Trichlorobenzene	**28.6**	0.50	ug/L	20.0	<0.50	143	73-144	79.3	30	
1,2,4-Trichlorobenzene	**30.0**	0.50	ug/L	20.0	<0.50	150	80-137	69.4	30	QM-07
1,1,1-Trichloroethane	**19.8**	0.50	ug/L	20.0	<0.50	98.9	62-164	4.55	30	
1,1,2-Trichloroethane	**25.1**	0.50	ug/L	20.0	<0.50	126	76-122	6.15	30	QM-07
Trichloroethylene (TCE)	**18.7**	0.50	ug/L	20.0	<0.50	93.7	72-136	8.40	30	
Trichlorofluoromethane (R11)	**18.7**	0.50	ug/L	20.0	<0.50	93.6	59-144	26.3	30	
1,2,3-Trichloropropane	**24.0**	0.50	ug/L	20.0	<0.50	120	69-135	9.10	30	
1,1,2-Trichloro-1,2,2-trifluoroethane (R113)	**18.8**	0.50	ug/L	20.0	<0.50	94.2	62-126	1.93	30	
1,3,5-Trimethylbenzene	**25.6**	0.50	ug/L	20.0	<0.50	128	70-130	4.02	30	
1,2,4-Trimethylbenzene	**25.6**	0.50	ug/L	20.0	<0.50	128	89-134	7.09	30	
Vinyl chloride	**13.6**	0.50	ug/L	20.0	<0.50	68.2	54-150	17.7	30	
o-Xylene	**21.3**	0.50	ug/L	20.0	<0.50	106	70-130	2.55	30	
m,p-Xylenes	**51.1**	1.0	ug/L	40.0	<1.0	128	70-130	45.3	30	
Surrogate: 4-Bromofluorobenzene	*53.8*		*ug/L*	*50.0*		*108*	*80-129*			
Surrogate: Dibromofluoromethane	*41.2*		*ug/L*	*50.0*		*82.4*	*68-137*			
Surrogate: Toluene-d8	*49.3*		*ug/L*	*50.0*		*98.7*	*83-134*			
Diesel Range Organics by GC/FID - Quality Control										
Batch B2K1519 - EPA 3510C										
Blank (B2K1519-BLK1)				Prepared: 11/15/22 Analyzed: 11/22/22						
Diesel Range Organics as Diesel	<0.10	0.10	mg/L							
Surrogate: o-Terphenyl	*0.0287*		*mg/L*	*0.0400*		*71.8*	*50-150*			
LCS (B2K1519-BS1)				Prepared: 11/15/22 Analyzed: 11/22/22						

Viorel Vasile
Operations Manager

LABORATORY ANALYSIS RESULTS

Client: The Source Group, Inc. (SH)
Project No: 04-NDLA-013
Project Name: DFSP Norwalk GW Sampling

AA Project No: A5334733
Date Received: 11/10/22
Date Reported: 12/05/22

Analyte	Result	Reporting Limit	Units	Spike Level	Source Result	%REC	%REC Limits	RPD	RPD Limit	Notes
Diesel Range Organics by GC/FID - Quality Control										
Batch B2K1519 - EPA 3510C										
LCS (B2K1519-BS1) Continued				Prepared: 11/15/22 Analyzed: 11/22/22						
Diesel Range Organics as Diesel	**0.633**	0.10	mg/L	0.800		79.2	36-132			
Surrogate: o-Terphenyl	*0.0290*		*mg/L*	*0.0400*		*72.6*	*50-150*			
LCS Dup (B2K1519-BSD1)				Prepared: 11/15/22 Analyzed: 11/22/22						
Diesel Range Organics as Diesel	**0.778**	0.10	mg/L	0.800		97.2	36-132	20.5	30	
Surrogate: o-Terphenyl	*0.0348*		*mg/L*	*0.0400*		*87.0*	*50-150*			
Gasoline Range Organics by GC/FID - Quality Control										
*Batch B2K1521 - *** DEFAULT PREP ****										
Blank (B2K1521-BLK1)				Prepared & Analyzed: 11/15/22						
Gasoline Range Organics (GRO)	<100	100	ug/L							
Surrogate: a,a,a-Trifluorotoluene	*54.9*		*ug/L*	*50.0*		*110*	*80-120*			
LCS (B2K1521-BS1)				Prepared & Analyzed: 11/15/22						
Gasoline Range Organics (GRO)	**455**	100	ug/L	500		91.0	75-125		30	
Surrogate: a,a,a-Trifluorotoluene	*55.2*		*ug/L*	*50.0*		*110*	*80-120*			
Matrix Spike (B2K1521-MS1)			**Source: 2K10018-06**	Prepared & Analyzed: 11/15/22						
Gasoline Range Organics (GRO)	**490**	100	ug/L	500	51.5	87.8	70-130		30	
Surrogate: a,a,a-Trifluorotoluene	*53.5*		*ug/L*	*50.0*		*107*	*80-120*			
Matrix Spike Dup (B2K1521-MSD1)			**Source: 2K10018-06**	Prepared & Analyzed: 11/15/22						
Gasoline Range Organics (GRO)	**499**	100	ug/L	500	51.5	89.6	70-130	1.81	30	
Surrogate: a,a,a-Trifluorotoluene	*59.1*		*ug/L*	*50.0*		*118*	*80-120*			

Viorel Vasile
Operations Manager

LABORATORY ANALYSIS RESULTS

Client:	The Source Group, Inc. (SH)	**AA Project No:**	A5334733
Project No:	04-NDLA-013	**Date Received:**	11/10/22
Project Name:	DFSP Norwalk GW Sampling	**Date Reported:**	12/05/22

Special Notes

[1] = **QL-02** : The recovery for this analyte is outside of the acceptance control limits for the LCS. The data was validated based on the acceptable recovery for this analyte in the LCSD.

[2] = **QL-03** : The recovery for this analyte is outside of the acceptance control limits for the LCSD. The data was validated based on the acceptable recovery for this analyte in the LCS.

[3] = **QL-06** : The recovery for this analyte in the LCS and LCSD is marginally above the upper control limit, therefore the reported concentration for this analyte may be biased high.

[4] = **QM-07** : The spike recovery was outside acceptance limits for the MS and/or MSD. The batch was accepted based on acceptable LCS or LCSD recovery.

[5] = **QR-02** : The RPD result exceeded the QC control limits; however, both percent recoveries were acceptable. Sample results for the QC batch were accepted based on percent recoveries and completeness of QC data.

[6] = **S-09** : Surrogate recovery is slightly outside of the lower control limit, therefore the reported concentration may be biased low.

Viorel Vasile
Operations Manager

AMERICAN ANALYTICS CHAIN-OF-CUSTODY RECORD

9765 ETON AVE., CHATSWORTH, CA 91311
Tel: 818-998-5547 FAX: 818-998-7258

A.A. COC No.: 25673
20201323
Page 1 of

Client:	APEX	Project Name / No.:	DFSP Norwalk	Sampler's Name:	David Webber
Project Manager:	DAN SWENSSON	Site Address:	15306 Norwalk Blvd	Sampler's Signature:	[signature]
Phone:	562-597-1055	City:	Norwalk	P.O. No.:	—
Fax:	562-597-1070	State & Zip:	Ca 90650	Quote No.:	—

TAT Turnaround Codes **

1 = Same Day Rush
2 = 24 Hour Rush
3 = 48 Hour Rush
4 = 72 Hour Rush
5 = 5 Day Rush
X = 10 Working Days (Standard TAT)

ANALYSIS REQUESTED (Test Name)

Please enter the TAT Turnaround Codes ** below

Client I.D.	A.A. I.D.	Date	Time	Sample Matrix	No. of Cont	8260B	8015m-D	8015TPH-G								Special Instructions
QCTB-1	2K10018-01	11-10-22	6:00	GW	2											
TE16	-02	11-10-22	8:22	GW	6	x	x	x								
TF-17R	-03	11-10-22	9:00	GW	6	x	x	x								
~~GMW-32R~~		~~11-10-22~~		~~GW~~	~~6~~	~~x~~	~~x~~	~~x~~								
TF-18	-04	11-10-22	9:40	GW	6	x	x	x								
GMW-7	-05	11-10-22	10:15	GW	6	x	x	x								
PZ-3	-06	11-10-22	10:55	GW	6	x	x	x								
QCEB-1	-07	11-10-22	11:05	GW	3	x	x									
																'22 NOV 10 19:13

For Laboratory Use

REVIEWED
Date 11/11/22 Time 0800
TAT N Days Sign: [signature]

A.A. Project No.: A5334733/2K10018

Relinquished by	Date	Time	Received by
[signature]	11-10-22	x13:57	x [signature]
[signature]	11/10/22	1983	[signature]

Note: By relinquishing samples to American Analytics, client agrees to pay for the services requested on this chain of custody form and any additional client-requested analyses performed on this project. Payment for services is due within 30 days from the date of invoice. Sample(s) will be disposed of after 45 days following the submittal of the sample(s) to American Analytics.

Alpha Analytical, Inc.
255 Glendale Ave, #21
Sparks, Nevada 89431
TEL: (775) 355-1044 FAX: (775) 355-0406
Website: www.alpha-analytical.com

November 11, 2022

Eric Davis
CH2M Hill
1000 Wilshire Boulevard
Los Angeles, CA 90017
TEL: (949) 547-8969
FAX

RE: DFSP Norwalk

Order No.: CHH2211048

Dear Eric Davis:

The result of this report apply to the sample(s) as received.

There were no problems with the analytical events associated with this report unless noted.

Quality control data is within laboratory defined or method specified acceptance limits except if noted.

If you have any questions regarding these tests results, please feel free to call.

Sincerely,

Randy Gardner
Laboratory Director
255 Glendale Ave, #21
Sparks, Nevada 89431

ALPHA ANALYTICAL INC.

Alpha Analytical, Inc.
255 Glendale Ave, #21
Sparks, Nevada 89431
TEL: (775) 355-1044 FAX: (775) 355-0406
Website: www.alpha-analytical.com

Analytical Report

WO#: **CHH2211048**
Report Date: **11/11/2022**

CLIENT: CH2M Hill
Project: DFSP Norwalk
Lab ID: 2211048-01
Client Sample ID GMW-8

Collection Date: 11/1/2022 8:56:00 AM
Matrix: AQUEOUS

Analyses	Result	RL	Qual	Units	Date Analyzed	Method
TPH-E (DRO)	0.11	0.050	L	mg/L	11/7/2022	EPA 8015C
Surr: Nonane	95	63-125		%Rec	11/7/2022	EPA 8015C
TPH-P (GRO)	ND	0.050		mg/L	11/7/2022	EPA 8015C
Surr: 1,2-Dichloroethane-d4	122	70-130		%Rec	11/7/2022	EPA 8015C
Surr: Toluene-d8	94	70-130		%Rec	11/7/2022	EPA 8015C
Surr: 4-Bromofluorobenzene	100	70-130		%Rec	11/7/2022	EPA 8015C
Dichlorodifluoromethane	ND	1.0		µg/L	11/7/2022	EPA 8260
Chloromethane	ND	2.0		µg/L	11/7/2022	EPA 8260
Vinyl chloride	ND	0.50		µg/L	11/7/2022	EPA 8260
Chloroethane	ND	1.0		µg/L	11/7/2022	EPA 8260
Bromomethane	ND	2.0		µg/L	11/7/2022	EPA 8260
Trichlorofluoromethane	ND	10		µg/L	11/7/2022	EPA 8260
Acetone	ND	10		µg/L	11/7/2022	EPA 8260
1,1-Dichloroethene	ND	1.0		µg/L	11/7/2022	EPA 8260
Tertiary Butyl Alcohol (TBA)	ND	10		µg/L	11/7/2022	EPA 8260
Dichloromethane	ND	5.0		µg/L	11/7/2022	EPA 8260
Freon-113	ND	10		µg/L	11/7/2022	EPA 8260
Carbon disulfide	ND	2.5		µg/L	11/7/2022	EPA 8260
trans-1,2-Dichloroethene	ND	1.0		µg/L	11/7/2022	EPA 8260
Methyl tert-butyl ether (MTBE)	ND	0.50		µg/L	11/7/2022	EPA 8260
1,1-Dichloroethane	ND	1.0		µg/L	11/7/2022	EPA 8260
Vinyl acetate	ND	50		µg/L	11/7/2022	EPA 8260
2-Butanone (MEK)	ND	10		µg/L	11/7/2022	EPA 8260
Di-isopropyl Ether (DIPE)	ND	1.0		µg/L	11/7/2022	EPA 8260
cis-1,2-Dichloroethene	ND	1.0		µg/L	11/7/2022	EPA 8260
Bromochloromethane	ND	1.0		µg/L	11/7/2022	EPA 8260
Chloroform	ND	1.0		µg/L	11/7/2022	EPA 8260
Ethyl Tertiary Butyl Ether (ETBE)	ND	1.0		µg/L	11/7/2022	EPA 8260
2,2-Dichloropropane	ND	1.0		µg/L	11/7/2022	EPA 8260
1,2-Dichloroethane	ND	0.50		µg/L	11/7/2022	EPA 8260
1,1,1-Trichloroethane	ND	1.0		µg/L	11/7/2022	EPA 8260
1,1-Dichloropropene	ND	1.0		µg/L	11/7/2022	EPA 8260
Carbon tetrachloride	ND	1.0		µg/L	11/7/2022	EPA 8260
Benzene	ND	0.50		µg/L	11/7/2022	EPA 8260
Tertiary Amyl Methyl Ether (TAME)	ND	1.0		µg/L	11/7/2022	EPA 8260
Dibromomethane	ND	1.0		µg/L	11/7/2022	EPA 8260
1,2-Dichloropropane	ND	1.0		µg/L	11/7/2022	EPA 8260
Trichloroethene	ND	1.0		µg/L	11/7/2022	EPA 8260
Bromodichloromethane	ND	1.0		µg/L	11/7/2022	EPA 8260
4-Methyl-2-pentanone (MIBK)	ND	10		µg/L	11/7/2022	EPA 8260
cis-1,3-Dichloropropene	ND	0.50		µg/L	11/7/2022	EPA 8260
trans-1,3-Dichloropropene	ND	0.50		µg/L	11/7/2022	EPA 8260
1,1,2-Trichloroethane	ND	1.0		µg/L	11/7/2022	EPA 8260
Toluene	ND	0.50		µg/L	11/7/2022	EPA 8260
1,3-Dichloropropane	ND	1.0		µg/L	11/7/2022	EPA 8260
2-Hexanone	ND	5.0		µg/L	11/7/2022	EPA 8260
Dibromochloromethane	ND	1.0		µg/L	11/7/2022	EPA 8260

ALPHA ANALYTICAL INC.

Alpha Analytical, Inc.
255 Glendale Ave, #21
Sparks, Nevada 89431
TEL: (775) 355-1044 FAX: (775) 355-0406
Website: www.alpha-analytical.com

Analytical Report

WO#: **CHH2211048**
Report Date: **11/11/2022**

CLIENT: CH2M Hill
Project: DFSP Norwalk
Lab ID: 2211048-01
Client Sample ID GMW-8

Collection Date: 11/1/2022 8:56:00 AM
Matrix: AQUEOUS

Analyses	Result	RL	Qual	Units	Date Analyzed	Method
1,2-Dibromoethane (EDB)	ND	2.0		µg/L	11/7/2022	EPA 8260
Tetrachloroethene	ND	1.0		µg/L	11/7/2022	EPA 8260
1,1,1,2-Tetrachloroethane	ND	1.0		µg/L	11/7/2022	EPA 8260
Chlorobenzene	ND	1.0		µg/L	11/7/2022	EPA 8260
Ethylbenzene	ND	0.50		µg/L	11/7/2022	EPA 8260
m,p-Xylene	ND	0.50		µg/L	11/7/2022	EPA 8260
Bromoform	ND	1.0		µg/L	11/7/2022	EPA 8260
Xylenes, Total	ND	0.50		µg/L	11/7/2022	EPA 8260
Styrene	ND	1.0		µg/L	11/7/2022	EPA 8260
o-Xylene	ND	0.50		µg/L	11/7/2022	EPA 8260
1,1,2,2-Tetrachloroethane	ND	1.0		µg/L	11/7/2022	EPA 8260
1,2,3-Trichloropropane	ND	2.0		µg/L	11/7/2022	EPA 8260
Isopropylbenzene	ND	1.0		µg/L	11/7/2022	EPA 8260
Bromobenzene	ND	1.0		µg/L	11/7/2022	EPA 8260
n-Propylbenzene	ND	1.0		µg/L	11/7/2022	EPA 8260
4-Chlorotoluene	ND	1.0		µg/L	11/7/2022	EPA 8260
2-Chlorotoluene	ND	1.0		µg/L	11/7/2022	EPA 8260
1,3,5-Trimethylbenzene	ND	1.0		µg/L	11/7/2022	EPA 8260
tert-Butylbenzene	ND	1.0		µg/L	11/7/2022	EPA 8260
1,2,4-Trimethylbenzene	ND	1.0		µg/L	11/7/2022	EPA 8260
sec-Butylbenzene	ND	1.0		µg/L	11/7/2022	EPA 8260
1,3-Dichlorobenzene	ND	1.0		µg/L	11/7/2022	EPA 8260
1,4-Dichlorobenzene	ND	1.0		µg/L	11/7/2022	EPA 8260
4-Isopropyltoluene	ND	1.0		µg/L	11/7/2022	EPA 8260
1,2-Dichlorobenzene	ND	1.0		µg/L	11/7/2022	EPA 8260
n-Butylbenzene	ND	1.0		µg/L	11/7/2022	EPA 8260
1,2-Dibromo-3-chloropropane (DBCP)	ND	5.0		µg/L	11/7/2022	EPA 8260
1,2,4-Trichlorobenzene	ND	2.0		µg/L	11/7/2022	EPA 8260
Naphthalene	ND	10		µg/L	11/7/2022	EPA 8260
1,2,3-Trichlorobenzene	ND	2.0		µg/L	11/7/2022	EPA 8260
Surr: 1,2-Dichloroethane-d4	122	70-130		%Rec	11/7/2022	EPA 8260
Surr: Toluene-d8	94	70-130		%Rec	11/7/2022	EPA 8260
Surr: 4-Bromofluorobenzene	100	70-130		%Rec	11/7/2022	EPA 8260

ALPHA ANALYTICAL INC.

Alpha Analytical, Inc.
255 Glendale Ave, #21
Sparks, Nevada 89431
TEL: (775) 355-1044 FAX: (775) 355-0406
Website: www.alpha-analytical.com

Analytical Report

WO#: **CHH2211048**
Report Date: **11/11/2022**

CLIENT: CH2M Hill
Project: DFSP Norwalk
Lab ID: 2211048-02
Client Sample ID MW-20(MID)

Collection Date: 11/1/2022 9:38:00 AM
Matrix: AQUEOUS

Analyses	Result	RL	Qual	Units	Date Analyzed	Method
TPH-E (DRO)	ND	0.050		mg/L	11/7/2022	EPA 8015C
Surr: Nonane	85	63-125		%Rec	11/7/2022	EPA 8015C
TPH-P (GRO)	ND	0.050		mg/L	11/7/2022	EPA 8015C
Surr: 1,2-Dichloroethane-d4	122	70-130		%Rec	11/7/2022	EPA 8015C
Surr: Toluene-d8	91	70-130		%Rec	11/7/2022	EPA 8015C
Surr: 4-Bromofluorobenzene	96	70-130		%Rec	11/7/2022	EPA 8015C
Dichlorodifluoromethane	ND	1.0		µg/L	11/7/2022	EPA 8260
Chloromethane	ND	2.0		µg/L	11/7/2022	EPA 8260
Vinyl chloride	ND	0.50		µg/L	11/7/2022	EPA 8260
Chloroethane	ND	1.0		µg/L	11/7/2022	EPA 8260
Bromomethane	ND	2.0		µg/L	11/7/2022	EPA 8260
Trichlorofluoromethane	ND	10		µg/L	11/7/2022	EPA 8260
Acetone	ND	10		µg/L	11/7/2022	EPA 8260
1,1-Dichloroethene	ND	1.0		µg/L	11/7/2022	EPA 8260
Tertiary Butyl Alcohol (TBA)	20	10		µg/L	11/7/2022	EPA 8260
Dichloromethane	ND	5.0		µg/L	11/7/2022	EPA 8260
Freon-113	ND	10		µg/L	11/7/2022	EPA 8260
Carbon disulfide	ND	2.5		µg/L	11/7/2022	EPA 8260
trans-1,2-Dichloroethene	ND	1.0		µg/L	11/7/2022	EPA 8260
Methyl tert-butyl ether (MTBE)	10	0.50		µg/L	11/7/2022	EPA 8260
1,1-Dichloroethane	ND	1.0		µg/L	11/7/2022	EPA 8260
Vinyl acetate	ND	50		µg/L	11/7/2022	EPA 8260
2-Butanone (MEK)	ND	10		µg/L	11/7/2022	EPA 8260
Di-isopropyl Ether (DIPE)	5.6	1.0		µg/L	11/7/2022	EPA 8260
cis-1,2-Dichloroethene	ND	1.0		µg/L	11/7/2022	EPA 8260
Bromochloromethane	ND	1.0		µg/L	11/7/2022	EPA 8260
Chloroform	ND	1.0		µg/L	11/7/2022	EPA 8260
Ethyl Tertiary Butyl Ether (ETBE)	ND	1.0		µg/L	11/7/2022	EPA 8260
2,2-Dichloropropane	ND	1.0		µg/L	11/7/2022	EPA 8260
1,2-Dichloroethane	9.7	0.50		µg/L	11/7/2022	EPA 8260
1,1,1-Trichloroethane	ND	1.0		µg/L	11/7/2022	EPA 8260
1,1-Dichloropropene	ND	1.0		µg/L	11/7/2022	EPA 8260
Carbon tetrachloride	ND	1.0		µg/L	11/7/2022	EPA 8260
Benzene	ND	0.50		µg/L	11/7/2022	EPA 8260
Tertiary Amyl Methyl Ether (TAME)	ND	1.0		µg/L	11/7/2022	EPA 8260
Dibromomethane	ND	1.0		µg/L	11/7/2022	EPA 8260
1,2-Dichloropropane	ND	1.0		µg/L	11/7/2022	EPA 8260
Trichloroethene	ND	1.0		µg/L	11/7/2022	EPA 8260
Bromodichloromethane	ND	1.0		µg/L	11/7/2022	EPA 8260
4-Methyl-2-pentanone (MIBK)	ND	10		µg/L	11/7/2022	EPA 8260
cis-1,3-Dichloropropene	ND	0.50		µg/L	11/7/2022	EPA 8260
trans-1,3-Dichloropropene	ND	0.50		µg/L	11/7/2022	EPA 8260
1,1,2-Trichloroethane	ND	1.0		µg/L	11/7/2022	EPA 8260
Toluene	ND	0.50		µg/L	11/7/2022	EPA 8260
1,3-Dichloropropane	ND	1.0		µg/L	11/7/2022	EPA 8260
2-Hexanone	ND	5.0		µg/L	11/7/2022	EPA 8260
Dibromochloromethane	ND	1.0		µg/L	11/7/2022	EPA 8260

ALPHA ANALYTICAL INC.

Alpha Analytical, Inc.
255 Glendale Ave, #21
Sparks, Nevada 89431
TEL: (775) 355-1044 FAX: (775) 355-0406
Website: www.alpha-analytical.com

Analytical Report

WO#: **CHH2211048**
Report Date: **11/11/2022**

CLIENT: CH2M Hill
Project: DFSP Norwalk
Lab ID: 2211048-02
Client Sample ID MW-20(MID)

Collection Date: 11/1/2022 9:38:00 AM
Matrix: AQUEOUS

Analyses	Result	RL	Qual	Units	Date Analyzed	Method
1,2-Dibromoethane (EDB)	ND	2.0		µg/L	11/7/2022	EPA 8260
Tetrachloroethene	ND	1.0		µg/L	11/7/2022	EPA 8260
1,1,1,2-Tetrachloroethane	ND	1.0		µg/L	11/7/2022	EPA 8260
Chlorobenzene	ND	1.0		µg/L	11/7/2022	EPA 8260
Ethylbenzene	ND	0.50		µg/L	11/7/2022	EPA 8260
m,p-Xylene	ND	0.50		µg/L	11/7/2022	EPA 8260
Bromoform	ND	1.0		µg/L	11/7/2022	EPA 8260
Xylenes, Total	ND	0.50		µg/L	11/7/2022	EPA 8260
Styrene	ND	1.0		µg/L	11/7/2022	EPA 8260
o-Xylene	ND	0.50		µg/L	11/7/2022	EPA 8260
1,1,2,2-Tetrachloroethane	ND	1.0		µg/L	11/7/2022	EPA 8260
1,2,3-Trichloropropane	ND	2.0		µg/L	11/7/2022	EPA 8260
Isopropylbenzene	ND	1.0		µg/L	11/7/2022	EPA 8260
Bromobenzene	ND	1.0		µg/L	11/7/2022	EPA 8260
n-Propylbenzene	ND	1.0		µg/L	11/7/2022	EPA 8260
4-Chlorotoluene	ND	1.0		µg/L	11/7/2022	EPA 8260
2-Chlorotoluene	ND	1.0		µg/L	11/7/2022	EPA 8260
1,3,5-Trimethylbenzene	ND	1.0		µg/L	11/7/2022	EPA 8260
tert-Butylbenzene	ND	1.0		µg/L	11/7/2022	EPA 8260
1,2,4-Trimethylbenzene	ND	1.0		µg/L	11/7/2022	EPA 8260
sec-Butylbenzene	ND	1.0		µg/L	11/7/2022	EPA 8260
1,3-Dichlorobenzene	ND	1.0		µg/L	11/7/2022	EPA 8260
1,4-Dichlorobenzene	ND	1.0		µg/L	11/7/2022	EPA 8260
4-Isopropyltoluene	ND	1.0		µg/L	11/7/2022	EPA 8260
1,2-Dichlorobenzene	ND	1.0		µg/L	11/7/2022	EPA 8260
n-Butylbenzene	ND	1.0		µg/L	11/7/2022	EPA 8260
1,2-Dibromo-3-chloropropane (DBCP)	ND	5.0		µg/L	11/7/2022	EPA 8260
1,2,4-Trichlorobenzene	ND	2.0		µg/L	11/7/2022	EPA 8260
Naphthalene	ND	10		µg/L	11/7/2022	EPA 8260
1,2,3-Trichlorobenzene	ND	2.0		µg/L	11/7/2022	EPA 8260
Surr: 1,2-Dichloroethane-d4	122	70-130		%Rec	11/7/2022	EPA 8260
Surr: Toluene-d8	91	70-130		%Rec	11/7/2022	EPA 8260
Surr: 4-Bromofluorobenzene	96	70-130		%Rec	11/7/2022	EPA 8260

ALPHA ANALYTICAL INC.

Alpha Analytical, Inc.
255 Glendale Ave, #21
Sparks, Nevada 89431
TEL: (775) 355-1044 FAX: (775) 355-0406
Website: www.alpha-analytical.com

Analytical Report

WO#: **CHH2211048**
Report Date: **11/11/2022**

CLIENT: CH2M Hill
Collection Date: 11/1/2022 10:12:00 AM
Project: DFSP Norwalk
Lab ID: 2211048-03
Matrix: AQUEOUS
Client Sample ID MW-6

Analyses	Result	RL	Qual	Units	Date Analyzed	Method
TPH-E (DRO)	0.063	0.050	K	mg/L	11/7/2022	EPA 8015C
Surr: Nonane	85	63-125		%Rec	11/7/2022	EPA 8015C
TPH-P (GRO)	ND	0.050		mg/L	11/7/2022	EPA 8015C
Surr: 1,2-Dichloroethane-d4	124	70-130		%Rec	11/7/2022	EPA 8015C
Surr: Toluene-d8	86	70-130		%Rec	11/7/2022	EPA 8015C
Surr: 4-Bromofluorobenzene	97	70-130		%Rec	11/7/2022	EPA 8015C
Dichlorodifluoromethane	ND	1.0		µg/L	11/7/2022	EPA 8260
Chloromethane	ND	2.0		µg/L	11/7/2022	EPA 8260
Vinyl chloride	ND	0.50		µg/L	11/7/2022	EPA 8260
Chloroethane	ND	1.0		µg/L	11/7/2022	EPA 8260
Bromomethane	ND	2.0		µg/L	11/7/2022	EPA 8260
Trichlorofluoromethane	ND	10		µg/L	11/7/2022	EPA 8260
Acetone	ND	10		µg/L	11/7/2022	EPA 8260
1,1-Dichloroethene	ND	1.0		µg/L	11/7/2022	EPA 8260
Tertiary Butyl Alcohol (TBA)	ND	10		µg/L	11/7/2022	EPA 8260
Dichloromethane	ND	5.0		µg/L	11/7/2022	EPA 8260
Freon-113	ND	10		µg/L	11/7/2022	EPA 8260
Carbon disulfide	ND	2.5		µg/L	11/7/2022	EPA 8260
trans-1,2-Dichloroethene	ND	1.0		µg/L	11/7/2022	EPA 8260
Methyl tert-butyl ether (MTBE)	ND	0.50		µg/L	11/7/2022	EPA 8260
1,1-Dichloroethane	ND	1.0		µg/L	11/7/2022	EPA 8260
Vinyl acetate	ND	50		µg/L	11/7/2022	EPA 8260
2-Butanone (MEK)	ND	10		µg/L	11/7/2022	EPA 8260
Di-isopropyl Ether (DIPE)	ND	1.0		µg/L	11/7/2022	EPA 8260
cis-1,2-Dichloroethene	ND	1.0		µg/L	11/7/2022	EPA 8260
Bromochloromethane	ND	1.0		µg/L	11/7/2022	EPA 8260
Chloroform	ND	1.0		µg/L	11/7/2022	EPA 8260
Ethyl Tertiary Butyl Ether (ETBE)	ND	1.0		µg/L	11/7/2022	EPA 8260
2,2-Dichloropropane	ND	1.0		µg/L	11/7/2022	EPA 8260
1,2-Dichloroethane	0.80	0.50		µg/L	11/7/2022	EPA 8260
1,1,1-Trichloroethane	ND	1.0		µg/L	11/7/2022	EPA 8260
1,1-Dichloropropene	ND	1.0		µg/L	11/7/2022	EPA 8260
Carbon tetrachloride	ND	1.0		µg/L	11/7/2022	EPA 8260
Benzene	ND	0.50		µg/L	11/7/2022	EPA 8260
Tertiary Amyl Methyl Ether (TAME)	ND	1.0		µg/L	11/7/2022	EPA 8260
Dibromomethane	ND	1.0		µg/L	11/7/2022	EPA 8260
1,2-Dichloropropane	ND	1.0		µg/L	11/7/2022	EPA 8260
Trichloroethene	ND	1.0		µg/L	11/7/2022	EPA 8260
Bromodichloromethane	ND	1.0		µg/L	11/7/2022	EPA 8260
4-Methyl-2-pentanone (MIBK)	ND	10		µg/L	11/7/2022	EPA 8260
cis-1,3-Dichloropropene	ND	0.50		µg/L	11/7/2022	EPA 8260
trans-1,3-Dichloropropene	ND	0.50		µg/L	11/7/2022	EPA 8260
1,1,2-Trichloroethane	ND	1.0		µg/L	11/7/2022	EPA 8260
Toluene	ND	0.50		µg/L	11/7/2022	EPA 8260
1,3-Dichloropropane	ND	1.0		µg/L	11/7/2022	EPA 8260
2-Hexanone	ND	5.0		µg/L	11/7/2022	EPA 8260
Dibromochloromethane	ND	1.0		µg/L	11/7/2022	EPA 8260

ALPHA ANALYTICAL INC.

Alpha Analytical, Inc.
255 Glendale Ave, #21
Sparks, Nevada 89431
TEL: (775) 355-1044 FAX: (775) 355-0406
Website: www.alpha-analytical.com

Analytical Report

WO#: **CHH2211048**
Report Date: **11/11/2022**

CLIENT: CH2M Hill
Project: DFSP Norwalk
Lab ID: 2211048-03
Client Sample ID MW-6

Collection Date: 11/1/2022 10:12:00 AM
Matrix: AQUEOUS

Analyses	Result	RL	Qual	Units	Date Analyzed	Method
1,2-Dibromoethane (EDB)	ND	2.0		µg/L	11/7/2022	EPA 8260
Tetrachloroethene	ND	1.0		µg/L	11/7/2022	EPA 8260
1,1,1,2-Tetrachloroethane	ND	1.0		µg/L	11/7/2022	EPA 8260
Chlorobenzene	ND	1.0		µg/L	11/7/2022	EPA 8260
Ethylbenzene	ND	0.50		µg/L	11/7/2022	EPA 8260
m,p-Xylene	ND	0.50		µg/L	11/7/2022	EPA 8260
Bromoform	ND	1.0		µg/L	11/7/2022	EPA 8260
Xylenes, Total	ND	0.50		µg/L	11/7/2022	EPA 8260
Styrene	ND	1.0		µg/L	11/7/2022	EPA 8260
o-Xylene	ND	0.50		µg/L	11/7/2022	EPA 8260
1,1,2,2-Tetrachloroethane	ND	1.0		µg/L	11/7/2022	EPA 8260
1,2,3-Trichloropropane	ND	2.0		µg/L	11/7/2022	EPA 8260
Isopropylbenzene	ND	1.0		µg/L	11/7/2022	EPA 8260
Bromobenzene	ND	1.0		µg/L	11/7/2022	EPA 8260
n-Propylbenzene	ND	1.0		µg/L	11/7/2022	EPA 8260
4-Chlorotoluene	ND	1.0		µg/L	11/7/2022	EPA 8260
2-Chlorotoluene	ND	1.0		µg/L	11/7/2022	EPA 8260
1,3,5-Trimethylbenzene	ND	1.0		µg/L	11/7/2022	EPA 8260
tert-Butylbenzene	ND	1.0		µg/L	11/7/2022	EPA 8260
1,2,4-Trimethylbenzene	ND	1.0		µg/L	11/7/2022	EPA 8260
sec-Butylbenzene	ND	1.0		µg/L	11/7/2022	EPA 8260
1,3-Dichlorobenzene	ND	1.0		µg/L	11/7/2022	EPA 8260
1,4-Dichlorobenzene	ND	1.0		µg/L	11/7/2022	EPA 8260
4-Isopropyltoluene	ND	1.0		µg/L	11/7/2022	EPA 8260
1,2-Dichlorobenzene	ND	1.0		µg/L	11/7/2022	EPA 8260
n-Butylbenzene	ND	1.0		µg/L	11/7/2022	EPA 8260
1,2-Dibromo-3-chloropropane (DBCP)	ND	5.0		µg/L	11/7/2022	EPA 8260
1,2,4-Trichlorobenzene	ND	2.0		µg/L	11/7/2022	EPA 8260
Naphthalene	ND	10		µg/L	11/7/2022	EPA 8260
1,2,3-Trichlorobenzene	ND	2.0		µg/L	11/7/2022	EPA 8260
Surr: 1,2-Dichloroethane-d4	124	70-130		%Rec	11/7/2022	EPA 8260
Surr: Toluene-d8	86	70-130		%Rec	11/7/2022	EPA 8260
Surr: 4-Bromofluorobenzene	97	70-130		%Rec	11/7/2022	EPA 8260

ALPHA ANALYTICAL INC.

Alpha Analytical, Inc.
255 Glendale Ave, #21
Sparks, Nevada 89431
TEL: (775) 355-1044 FAX: (775) 355-0406
Website: www.alpha-analytical.com

Analytical Report

WO#: **CHH2211048**
Report Date: **11/11/2022**

CLIENT: CH2M Hill
Collection Date: 11/1/2022 11:00:00 AM
Project: DFSP Norwalk
Lab ID: 2211048-04
Matrix: AQUEOUS
Client Sample ID MW-19(MID)

Analyses	Result	RL	Qual	Units	Date Analyzed	Method
TPH-E (DRO)	ND	0.050		mg/L	11/7/2022	EPA 8015C
Surr: Nonane	92	63-125		%Rec	11/7/2022	EPA 8015C
TPH-P (GRO)	ND	0.050		mg/L	11/7/2022	EPA 8015C
Surr: 1,2-Dichloroethane-d4	127	70-130		%Rec	11/7/2022	EPA 8015C
Surr: Toluene-d8	90	70-130		%Rec	11/7/2022	EPA 8015C
Surr: 4-Bromofluorobenzene	96	70-130		%Rec	11/7/2022	EPA 8015C
Dichlorodifluoromethane	ND	1.0		µg/L	11/7/2022	EPA 8260
Chloromethane	ND	2.0		µg/L	11/7/2022	EPA 8260
Vinyl chloride	ND	0.50		µg/L	11/7/2022	EPA 8260
Chloroethane	ND	1.0		µg/L	11/7/2022	EPA 8260
Bromomethane	ND	2.0		µg/L	11/7/2022	EPA 8260
Trichlorofluoromethane	ND	10		µg/L	11/7/2022	EPA 8260
Acetone	ND	10		µg/L	11/7/2022	EPA 8260
1,1-Dichloroethene	ND	1.0		µg/L	11/7/2022	EPA 8260
Tertiary Butyl Alcohol (TBA)	16	10		µg/L	11/7/2022	EPA 8260
Dichloromethane	ND	5.0		µg/L	11/7/2022	EPA 8260
Freon-113	ND	10		µg/L	11/7/2022	EPA 8260
Carbon disulfide	ND	2.5		µg/L	11/7/2022	EPA 8260
trans-1,2-Dichloroethene	ND	1.0		µg/L	11/7/2022	EPA 8260
Methyl tert-butyl ether (MTBE)	ND	0.50		µg/L	11/7/2022	EPA 8260
1,1-Dichloroethane	ND	1.0		µg/L	11/7/2022	EPA 8260
Vinyl acetate	ND	50		µg/L	11/7/2022	EPA 8260
2-Butanone (MEK)	ND	10		µg/L	11/7/2022	EPA 8260
Di-isopropyl Ether (DIPE)	2.2	1.0		µg/L	11/7/2022	EPA 8260
cis-1,2-Dichloroethene	ND	1.0		µg/L	11/7/2022	EPA 8260
Bromochloromethane	ND	1.0		µg/L	11/7/2022	EPA 8260
Chloroform	ND	1.0		µg/L	11/7/2022	EPA 8260
Ethyl Tertiary Butyl Ether (ETBE)	ND	1.0		µg/L	11/7/2022	EPA 8260
2,2-Dichloropropane	ND	1.0		µg/L	11/7/2022	EPA 8260
1,2-Dichloroethane	1.3	0.50		µg/L	11/7/2022	EPA 8260
1,1,1-Trichloroethane	ND	1.0		µg/L	11/7/2022	EPA 8260
1,1-Dichloropropene	ND	1.0		µg/L	11/7/2022	EPA 8260
Carbon tetrachloride	ND	1.0		µg/L	11/7/2022	EPA 8260
Benzene	ND	0.50		µg/L	11/7/2022	EPA 8260
Tertiary Amyl Methyl Ether (TAME)	ND	1.0		µg/L	11/7/2022	EPA 8260
Dibromomethane	ND	1.0		µg/L	11/7/2022	EPA 8260
1,2-Dichloropropane	ND	1.0		µg/L	11/7/2022	EPA 8260
Trichloroethene	ND	1.0		µg/L	11/7/2022	EPA 8260
Bromodichloromethane	ND	1.0		µg/L	11/7/2022	EPA 8260
4-Methyl-2-pentanone (MIBK)	ND	10		µg/L	11/7/2022	EPA 8260
cis-1,3-Dichloropropene	ND	0.50		µg/L	11/7/2022	EPA 8260
trans-1,3-Dichloropropene	ND	0.50		µg/L	11/7/2022	EPA 8260
1,1,2-Trichloroethane	ND	1.0		µg/L	11/7/2022	EPA 8260
Toluene	ND	0.50		µg/L	11/7/2022	EPA 8260
1,3-Dichloropropane	ND	1.0		µg/L	11/7/2022	EPA 8260
2-Hexanone	ND	5.0		µg/L	11/7/2022	EPA 8260
Dibromochloromethane	ND	1.0		µg/L	11/7/2022	EPA 8260

Alpha Analytical, Inc.
255 Glendale Ave, #21
Sparks, Nevada 89431
TEL: (775) 355-1044 FAX: (775) 355-0406
Website: www.alpha-analytical.com

Analytical Report

WO#: **CHH2211048**
Report Date: **11/11/2022**

CLIENT: CH2M Hill
Collection Date: 11/1/2022 11:00:00 AM
Project: DFSP Norwalk
Lab ID: 2211048-04
Matrix: AQUEOUS
Client Sample ID MW-19(MID)

Analyses	Result	RL	Qual	Units	Date Analyzed	Method
1,2-Dibromoethane (EDB)	ND	2.0		µg/L	11/7/2022	EPA 8260
Tetrachloroethene	ND	1.0		µg/L	11/7/2022	EPA 8260
1,1,1,2-Tetrachloroethane	ND	1.0		µg/L	11/7/2022	EPA 8260
Chlorobenzene	ND	1.0		µg/L	11/7/2022	EPA 8260
Ethylbenzene	ND	0.50		µg/L	11/7/2022	EPA 8260
m,p-Xylene	ND	0.50		µg/L	11/7/2022	EPA 8260
Bromoform	ND	1.0		µg/L	11/7/2022	EPA 8260
Xylenes, Total	ND	0.50		µg/L	11/7/2022	EPA 8260
Styrene	ND	1.0		µg/L	11/7/2022	EPA 8260
o-Xylene	ND	0.50		µg/L	11/7/2022	EPA 8260
1,1,2,2-Tetrachloroethane	ND	1.0		µg/L	11/7/2022	EPA 8260
1,2,3-Trichloropropane	ND	2.0		µg/L	11/7/2022	EPA 8260
Isopropylbenzene	ND	1.0		µg/L	11/7/2022	EPA 8260
Bromobenzene	ND	1.0		µg/L	11/7/2022	EPA 8260
n-Propylbenzene	ND	1.0		µg/L	11/7/2022	EPA 8260
4-Chlorotoluene	ND	1.0		µg/L	11/7/2022	EPA 8260
2-Chlorotoluene	ND	1.0		µg/L	11/7/2022	EPA 8260
1,3,5-Trimethylbenzene	ND	1.0		µg/L	11/7/2022	EPA 8260
tert-Butylbenzene	ND	1.0		µg/L	11/7/2022	EPA 8260
1,2,4-Trimethylbenzene	ND	1.0		µg/L	11/7/2022	EPA 8260
sec-Butylbenzene	ND	1.0		µg/L	11/7/2022	EPA 8260
1,3-Dichlorobenzene	ND	1.0		µg/L	11/7/2022	EPA 8260
1,4-Dichlorobenzene	ND	1.0		µg/L	11/7/2022	EPA 8260
4-Isopropyltoluene	ND	1.0		µg/L	11/7/2022	EPA 8260
1,2-Dichlorobenzene	ND	1.0		µg/L	11/7/2022	EPA 8260
n-Butylbenzene	ND	1.0		µg/L	11/7/2022	EPA 8260
1,2-Dibromo-3-chloropropane (DBCP)	ND	5.0		µg/L	11/7/2022	EPA 8260
1,2,4-Trichlorobenzene	ND	2.0		µg/L	11/7/2022	EPA 8260
Naphthalene	ND	10		µg/L	11/7/2022	EPA 8260
1,2,3-Trichlorobenzene	ND	2.0		µg/L	11/7/2022	EPA 8260
Surr: 1,2-Dichloroethane-d4	127	70-130		%Rec	11/7/2022	EPA 8260
Surr: Toluene-d8	90	70-130		%Rec	11/7/2022	EPA 8260
Surr: 4-Bromofluorobenzene	96	70-130		%Rec	11/7/2022	EPA 8260

ALPHA ANALYTICAL INC.

Alpha Analytical, Inc.
255 Glendale Ave, #21
Sparks, Nevada 89431
TEL: (775) 355-1044 FAX: (775) 355-0406
Website: www.alpha-analytical.com

Analytical Report

WO#: **CHH2211048**
Report Date: **11/11/2022**

CLIENT: CH2M Hill
Collection Date: 11/1/2022 11:39:00 AM
Project: DFSP Norwalk
Lab ID: 2211048-05
Matrix: AQUEOUS
Client Sample ID MW-7

Analyses	Result	RL	Qual	Units	Date Analyzed	Method
TPH-E (DRO)	ND	0.050		mg/L	11/7/2022	EPA 8015C
Surr: Nonane	87	63-125		%Rec	11/7/2022	EPA 8015C
TPH-P (GRO)	ND	0.050		mg/L	11/7/2022	EPA 8015C
Surr: 1,2-Dichloroethane-d4	123	70-130		%Rec	11/7/2022	EPA 8015C
Surr: Toluene-d8	90	70-130		%Rec	11/7/2022	EPA 8015C
Surr: 4-Bromofluorobenzene	96	70-130		%Rec	11/7/2022	EPA 8015C
Dichlorodifluoromethane	ND	1.0		µg/L	11/7/2022	EPA 8260
Chloromethane	ND	2.0		µg/L	11/7/2022	EPA 8260
Vinyl chloride	ND	0.50		µg/L	11/7/2022	EPA 8260
Chloroethane	ND	1.0		µg/L	11/7/2022	EPA 8260
Bromomethane	ND	2.0		µg/L	11/7/2022	EPA 8260
Trichlorofluoromethane	ND	10		µg/L	11/7/2022	EPA 8260
Acetone	ND	10		µg/L	11/7/2022	EPA 8260
1,1-Dichloroethene	ND	1.0		µg/L	11/7/2022	EPA 8260
Tertiary Butyl Alcohol (TBA)	ND	10		µg/L	11/7/2022	EPA 8260
Dichloromethane	ND	5.0		µg/L	11/7/2022	EPA 8260
Freon-113	ND	10		µg/L	11/7/2022	EPA 8260
Carbon disulfide	ND	2.5		µg/L	11/7/2022	EPA 8260
trans-1,2-Dichloroethene	ND	1.0		µg/L	11/7/2022	EPA 8260
Methyl tert-butyl ether (MTBE)	ND	0.50		µg/L	11/7/2022	EPA 8260
1,1-Dichloroethane	ND	1.0		µg/L	11/7/2022	EPA 8260
Vinyl acetate	ND	50		µg/L	11/7/2022	EPA 8260
2-Butanone (MEK)	ND	10		µg/L	11/7/2022	EPA 8260
Di-isopropyl Ether (DIPE)	ND	1.0		µg/L	11/7/2022	EPA 8260
cis-1,2-Dichloroethene	ND	1.0		µg/L	11/7/2022	EPA 8260
Bromochloromethane	ND	1.0		µg/L	11/7/2022	EPA 8260
Chloroform	ND	1.0		µg/L	11/7/2022	EPA 8260
Ethyl Tertiary Butyl Ether (ETBE)	ND	1.0		µg/L	11/7/2022	EPA 8260
2,2-Dichloropropane	ND	1.0		µg/L	11/7/2022	EPA 8260
1,2-Dichloroethane	ND	0.50		µg/L	11/7/2022	EPA 8260
1,1,1-Trichloroethane	ND	1.0		µg/L	11/7/2022	EPA 8260
1,1-Dichloropropene	ND	1.0		µg/L	11/7/2022	EPA 8260
Carbon tetrachloride	ND	1.0		µg/L	11/7/2022	EPA 8260
Benzene	ND	0.50		µg/L	11/7/2022	EPA 8260
Tertiary Amyl Methyl Ether (TAME)	ND	1.0		µg/L	11/7/2022	EPA 8260
Dibromomethane	ND	1.0		µg/L	11/7/2022	EPA 8260
1,2-Dichloropropane	ND	1.0		µg/L	11/7/2022	EPA 8260
Trichloroethene	ND	1.0		µg/L	11/7/2022	EPA 8260
Bromodichloromethane	ND	1.0		µg/L	11/7/2022	EPA 8260
4-Methyl-2-pentanone (MIBK)	ND	10		µg/L	11/7/2022	EPA 8260
cis-1,3-Dichloropropene	ND	0.50		µg/L	11/7/2022	EPA 8260
trans-1,3-Dichloropropene	ND	0.50		µg/L	11/7/2022	EPA 8260
1,1,2-Trichloroethane	ND	1.0		µg/L	11/7/2022	EPA 8260
Toluene	ND	0.50		µg/L	11/7/2022	EPA 8260
1,3-Dichloropropane	ND	1.0		µg/L	11/7/2022	EPA 8260
2-Hexanone	ND	5.0		µg/L	11/7/2022	EPA 8260
Dibromochloromethane	ND	1.0		µg/L	11/7/2022	EPA 8260

ALPHA ANALYTICAL INC.

Alpha Analytical, Inc.
255 Glendale Ave, #21
Sparks, Nevada 89431
TEL: (775) 355-1044 FAX: (775) 355-0406
Website: www.alpha-analytical.com

Analytical Report

WO#: **CHH2211048**
Report Date: **11/11/2022**

CLIENT: CH2M Hill
Collection Date: 11/1/2022 11:39:00 AM
Project: DFSP Norwalk
Lab ID: 2211048-05
Matrix: AQUEOUS
Client Sample ID MW-7

Analyses	Result	RL	Qual	Units	Date Analyzed	Method
1,2-Dibromoethane (EDB)	ND	2.0		µg/L	11/7/2022	EPA 8260
Tetrachloroethene	ND	1.0		µg/L	11/7/2022	EPA 8260
1,1,1,2-Tetrachloroethane	ND	1.0		µg/L	11/7/2022	EPA 8260
Chlorobenzene	ND	1.0		µg/L	11/7/2022	EPA 8260
Ethylbenzene	ND	0.50		µg/L	11/7/2022	EPA 8260
m,p-Xylene	ND	0.50		µg/L	11/7/2022	EPA 8260
Bromoform	ND	1.0		µg/L	11/7/2022	EPA 8260
Xylenes, Total	ND	0.50		µg/L	11/7/2022	EPA 8260
Styrene	ND	1.0		µg/L	11/7/2022	EPA 8260
o-Xylene	ND	0.50		µg/L	11/7/2022	EPA 8260
1,1,2,2-Tetrachloroethane	ND	1.0		µg/L	11/7/2022	EPA 8260
1,2,3-Trichloropropane	ND	2.0		µg/L	11/7/2022	EPA 8260
Isopropylbenzene	ND	1.0		µg/L	11/7/2022	EPA 8260
Bromobenzene	ND	1.0		µg/L	11/7/2022	EPA 8260
n-Propylbenzene	ND	1.0		µg/L	11/7/2022	EPA 8260
4-Chlorotoluene	ND	1.0		µg/L	11/7/2022	EPA 8260
2-Chlorotoluene	ND	1.0		µg/L	11/7/2022	EPA 8260
1,3,5-Trimethylbenzene	ND	1.0		µg/L	11/7/2022	EPA 8260
tert-Butylbenzene	ND	1.0		µg/L	11/7/2022	EPA 8260
1,2,4-Trimethylbenzene	ND	1.0		µg/L	11/7/2022	EPA 8260
sec-Butylbenzene	ND	1.0		µg/L	11/7/2022	EPA 8260
1,3-Dichlorobenzene	ND	1.0		µg/L	11/7/2022	EPA 8260
1,4-Dichlorobenzene	ND	1.0		µg/L	11/7/2022	EPA 8260
4-Isopropyltoluene	ND	1.0		µg/L	11/7/2022	EPA 8260
1,2-Dichlorobenzene	ND	1.0		µg/L	11/7/2022	EPA 8260
n-Butylbenzene	ND	1.0		µg/L	11/7/2022	EPA 8260
1,2-Dibromo-3-chloropropane (DBCP)	ND	5.0		µg/L	11/7/2022	EPA 8260
1,2,4-Trichlorobenzene	ND	2.0		µg/L	11/7/2022	EPA 8260
Naphthalene	ND	10		µg/L	11/7/2022	EPA 8260
1,2,3-Trichlorobenzene	ND	2.0		µg/L	11/7/2022	EPA 8260
Surr: 1,2-Dichloroethane-d4	123	70-130		%Rec	11/7/2022	EPA 8260
Surr: Toluene-d8	90	70-130		%Rec	11/7/2022	EPA 8260
Surr: 4-Bromofluorobenzene	96	70-130		%Rec	11/7/2022	EPA 8260

ALPHA ANALYTICAL INC.

Alpha Analytical, Inc.
255 Glendale Ave, #21
Sparks, Nevada 89431
TEL: (775) 355-1044 FAX: (775) 355-0406
Website: www.alpha-analytical.com

Analytical Report

WO#: **CHH2211048**
Report Date: **11/11/2022**

CLIENT: CH2M Hill
Project: DFSP Norwalk
Lab ID: 2211048-06
Client Sample ID MW-21(MID)

Collection Date: 11/1/2022 12:20:00 PM
Matrix: AQUEOUS

Analyses	Result	RL	Qual	Units	Date Analyzed	Method
TPH-E (DRO)	0.10	0.050		mg/L	11/7/2022	EPA 8015C
Surr: Nonane	87	63-125		%Rec	11/7/2022	EPA 8015C
TPH-P (GRO)	ND	0.050		mg/L	11/7/2022	EPA 8015C
Surr: 1,2-Dichloroethane-d4	120	70-130		%Rec	11/7/2022	EPA 8015C
Surr: Toluene-d8	92	70-130		%Rec	11/7/2022	EPA 8015C
Surr: 4-Bromofluorobenzene	101	70-130		%Rec	11/7/2022	EPA 8015C
Dichlorodifluoromethane	ND	1.0		µg/L	11/7/2022	EPA 8260
Chloromethane	ND	2.0		µg/L	11/7/2022	EPA 8260
Vinyl chloride	ND	0.50		µg/L	11/7/2022	EPA 8260
Chloroethane	ND	1.0		µg/L	11/7/2022	EPA 8260
Bromomethane	ND	2.0		µg/L	11/7/2022	EPA 8260
Trichlorofluoromethane	ND	10		µg/L	11/7/2022	EPA 8260
Acetone	ND	10		µg/L	11/7/2022	EPA 8260
1,1-Dichloroethene	ND	1.0		µg/L	11/7/2022	EPA 8260
Tertiary Butyl Alcohol (TBA)	ND	10		µg/L	11/7/2022	EPA 8260
Dichloromethane	ND	5.0		µg/L	11/7/2022	EPA 8260
Freon-113	ND	10		µg/L	11/7/2022	EPA 8260
Carbon disulfide	ND	2.5		µg/L	11/7/2022	EPA 8260
trans-1,2-Dichloroethene	ND	1.0		µg/L	11/7/2022	EPA 8260
Methyl tert-butyl ether (MTBE)	0.66	0.50		µg/L	11/7/2022	EPA 8260
1,1-Dichloroethane	ND	1.0		µg/L	11/7/2022	EPA 8260
Vinyl acetate	ND	50		µg/L	11/7/2022	EPA 8260
2-Butanone (MEK)	ND	10		µg/L	11/7/2022	EPA 8260
Di-isopropyl Ether (DIPE)	ND	1.0		µg/L	11/7/2022	EPA 8260
cis-1,2-Dichloroethene	ND	1.0		µg/L	11/7/2022	EPA 8260
Bromochloromethane	ND	1.0		µg/L	11/7/2022	EPA 8260
Chloroform	ND	1.0		µg/L	11/7/2022	EPA 8260
Ethyl Tertiary Butyl Ether (ETBE)	ND	1.0		µg/L	11/7/2022	EPA 8260
2,2-Dichloropropane	ND	1.0		µg/L	11/7/2022	EPA 8260
1,2-Dichloroethane	0.64	0.50		µg/L	11/7/2022	EPA 8260
1,1,1-Trichloroethane	ND	1.0		µg/L	11/7/2022	EPA 8260
1,1-Dichloropropene	ND	1.0		µg/L	11/7/2022	EPA 8260
Carbon tetrachloride	ND	1.0		µg/L	11/7/2022	EPA 8260
Benzene	ND	0.50		µg/L	11/7/2022	EPA 8260
Tertiary Amyl Methyl Ether (TAME)	ND	1.0		µg/L	11/7/2022	EPA 8260
Dibromomethane	ND	1.0		µg/L	11/7/2022	EPA 8260
1,2-Dichloropropane	ND	1.0		µg/L	11/7/2022	EPA 8260
Trichloroethene	ND	1.0		µg/L	11/7/2022	EPA 8260
Bromodichloromethane	ND	1.0		µg/L	11/7/2022	EPA 8260
4-Methyl-2-pentanone (MIBK)	ND	10		µg/L	11/7/2022	EPA 8260
cis-1,3-Dichloropropene	ND	0.50		µg/L	11/7/2022	EPA 8260
trans-1,3-Dichloropropene	ND	0.50		µg/L	11/7/2022	EPA 8260
1,1,2-Trichloroethane	ND	1.0		µg/L	11/7/2022	EPA 8260
Toluene	ND	0.50		µg/L	11/7/2022	EPA 8260
1,3-Dichloropropane	ND	1.0		µg/L	11/7/2022	EPA 8260
2-Hexanone	ND	5.0		µg/L	11/7/2022	EPA 8260
Dibromochloromethane	ND	1.0		µg/L	11/7/2022	EPA 8260

ALPHA ANALYTICAL INC.

Alpha Analytical, Inc.
255 Glendale Ave, #21
Sparks, Nevada 89431
TEL: (775) 355-1044 FAX: (775) 355-0406
Website: www.alpha-analytical.com

Analytical Report

WO#: **CHH2211048**
Report Date: **11/11/2022**

CLIENT: CH2M Hill
Project: DFSP Norwalk
Lab ID: 2211048-06
Client Sample ID MW-21(MID)

Collection Date: 11/1/2022 12:20:00 PM
Matrix: AQUEOUS

Analyses	Result	RL	Qual	Units	Date Analyzed	Method
1,2-Dibromoethane (EDB)	ND	2.0		µg/L	11/7/2022	EPA 8260
Tetrachloroethene	ND	1.0		µg/L	11/7/2022	EPA 8260
1,1,1,2-Tetrachloroethane	ND	1.0		µg/L	11/7/2022	EPA 8260
Chlorobenzene	ND	1.0		µg/L	11/7/2022	EPA 8260
Ethylbenzene	ND	0.50		µg/L	11/7/2022	EPA 8260
m,p-Xylene	ND	0.50		µg/L	11/7/2022	EPA 8260
Bromoform	ND	1.0		µg/L	11/7/2022	EPA 8260
Xylenes, Total	ND	0.50		µg/L	11/7/2022	EPA 8260
Styrene	ND	1.0		µg/L	11/7/2022	EPA 8260
o-Xylene	ND	0.50		µg/L	11/7/2022	EPA 8260
1,1,2,2-Tetrachloroethane	ND	1.0		µg/L	11/7/2022	EPA 8260
1,2,3-Trichloropropane	ND	2.0		µg/L	11/7/2022	EPA 8260
Isopropylbenzene	ND	1.0		µg/L	11/7/2022	EPA 8260
Bromobenzene	ND	1.0		µg/L	11/7/2022	EPA 8260
n-Propylbenzene	ND	1.0		µg/L	11/7/2022	EPA 8260
4-Chlorotoluene	ND	1.0		µg/L	11/7/2022	EPA 8260
2-Chlorotoluene	ND	1.0		µg/L	11/7/2022	EPA 8260
1,3,5-Trimethylbenzene	ND	1.0		µg/L	11/7/2022	EPA 8260
tert-Butylbenzene	ND	1.0		µg/L	11/7/2022	EPA 8260
1,2,4-Trimethylbenzene	ND	1.0		µg/L	11/7/2022	EPA 8260
sec-Butylbenzene	ND	1.0		µg/L	11/7/2022	EPA 8260
1,3-Dichlorobenzene	ND	1.0		µg/L	11/7/2022	EPA 8260
1,4-Dichlorobenzene	ND	1.0		µg/L	11/7/2022	EPA 8260
4-Isopropyltoluene	ND	1.0		µg/L	11/7/2022	EPA 8260
1,2-Dichlorobenzene	ND	1.0		µg/L	11/7/2022	EPA 8260
n-Butylbenzene	ND	1.0		µg/L	11/7/2022	EPA 8260
1,2-Dibromo-3-chloropropane (DBCP)	ND	5.0		µg/L	11/7/2022	EPA 8260
1,2,4-Trichlorobenzene	ND	2.0		µg/L	11/7/2022	EPA 8260
Naphthalene	ND	10		µg/L	11/7/2022	EPA 8260
1,2,3-Trichlorobenzene	ND	2.0		µg/L	11/7/2022	EPA 8260
Surr: 1,2-Dichloroethane-d4	120	70-130		%Rec	11/7/2022	EPA 8260
Surr: Toluene-d8	92	70-130		%Rec	11/7/2022	EPA 8260
Surr: 4-Bromofluorobenzene	101	70-130		%Rec	11/7/2022	EPA 8260

ALPHA ANALYTICAL INC.

Alpha Analytical, Inc.
255 Glendale Ave, #21
Sparks, Nevada 89431
TEL: (775) 355-1044 FAX: (775) 355-0406
Website: www.alpha-analytical.com

Analytical Report

WO#: **CHH2211048**
Report Date: **11/11/2022**

CLIENT: CH2M Hill
Collection Date: 11/1/2022
Project: DFSP Norwalk
Lab ID: 2211048-07
Matrix: AQUEOUS
Client Sample ID DUP-1

Analyses	Result	RL	Qual	Units	Date Analyzed	Method
TPH-E (DRO)	0.092	0.050		mg/L	11/7/2022	EPA 8015C
Surr: Nonane	91	63-125		%Rec	11/7/2022	EPA 8015C
TPH-P (GRO)	ND	0.050		mg/L	11/7/2022	EPA 8015C
Surr: 1,2-Dichloroethane-d4	124	70-130		%Rec	11/7/2022	EPA 8015C
Surr: Toluene-d8	92	70-130		%Rec	11/7/2022	EPA 8015C
Surr: 4-Bromofluorobenzene	102	70-130		%Rec	11/7/2022	EPA 8015C
Dichlorodifluoromethane	ND	1.0		µg/L	11/7/2022	EPA 8260
Chloromethane	ND	2.0		µg/L	11/7/2022	EPA 8260
Vinyl chloride	ND	0.50		µg/L	11/7/2022	EPA 8260
Chloroethane	ND	1.0		µg/L	11/7/2022	EPA 8260
Bromomethane	ND	2.0		µg/L	11/7/2022	EPA 8260
Trichlorofluoromethane	ND	10		µg/L	11/7/2022	EPA 8260
Acetone	ND	10		µg/L	11/7/2022	EPA 8260
1,1-Dichloroethene	ND	1.0		µg/L	11/7/2022	EPA 8260
Tertiary Butyl Alcohol (TBA)	ND	10		µg/L	11/7/2022	EPA 8260
Dichloromethane	ND	5.0		µg/L	11/7/2022	EPA 8260
Freon-113	ND	10		µg/L	11/7/2022	EPA 8260
Carbon disulfide	ND	2.5		µg/L	11/7/2022	EPA 8260
trans-1,2-Dichloroethene	ND	1.0		µg/L	11/7/2022	EPA 8260
Methyl tert-butyl ether (MTBE)	0.72	0.50		µg/L	11/7/2022	EPA 8260
1,1-Dichloroethane	ND	1.0		µg/L	11/7/2022	EPA 8260
Vinyl acetate	ND	50		µg/L	11/7/2022	EPA 8260
2-Butanone (MEK)	ND	10		µg/L	11/7/2022	EPA 8260
Di-isopropyl Ether (DIPE)	ND	1.0		µg/L	11/7/2022	EPA 8260
cis-1,2-Dichloroethene	ND	1.0		µg/L	11/7/2022	EPA 8260
Bromochloromethane	ND	1.0		µg/L	11/7/2022	EPA 8260
Chloroform	ND	1.0		µg/L	11/7/2022	EPA 8260
Ethyl Tertiary Butyl Ether (ETBE)	ND	1.0		µg/L	11/7/2022	EPA 8260
2,2-Dichloropropane	ND	1.0		µg/L	11/7/2022	EPA 8260
1,2-Dichloroethane	0.63	0.50		µg/L	11/7/2022	EPA 8260
1,1,1-Trichloroethane	ND	1.0		µg/L	11/7/2022	EPA 8260
1,1-Dichloropropene	ND	1.0		µg/L	11/7/2022	EPA 8260
Carbon tetrachloride	ND	1.0		µg/L	11/7/2022	EPA 8260
Benzene	ND	0.50		µg/L	11/7/2022	EPA 8260
Tertiary Amyl Methyl Ether (TAME)	ND	1.0		µg/L	11/7/2022	EPA 8260
Dibromomethane	ND	1.0		µg/L	11/7/2022	EPA 8260
1,2-Dichloropropane	ND	1.0		µg/L	11/7/2022	EPA 8260
Trichloroethene	ND	1.0		µg/L	11/7/2022	EPA 8260
Bromodichloromethane	ND	1.0		µg/L	11/7/2022	EPA 8260
4-Methyl-2-pentanone (MIBK)	ND	10		µg/L	11/7/2022	EPA 8260
cis-1,3-Dichloropropene	ND	0.50		µg/L	11/7/2022	EPA 8260
trans-1,3-Dichloropropene	ND	0.50		µg/L	11/7/2022	EPA 8260
1,1,2-Trichloroethane	ND	1.0		µg/L	11/7/2022	EPA 8260
Toluene	ND	0.50		µg/L	11/7/2022	EPA 8260
1,3-Dichloropropane	ND	1.0		µg/L	11/7/2022	EPA 8260
2-Hexanone	ND	5.0		µg/L	11/7/2022	EPA 8260
Dibromochloromethane	ND	1.0		µg/L	11/7/2022	EPA 8260

Alpha Analytical, Inc.
255 Glendale Ave, #21
Sparks, Nevada 89431
TEL: (775) 355-1044 FAX: (775) 355-0406
Website: www.alpha-analytical.com

Analytical Report

WO#: **CHH2211048**
Report Date: **11/11/2022**

CLIENT: CH2M Hill
Collection Date: 11/1/2022
Project: DFSP Norwalk
Lab ID: 2211048-07
Matrix: AQUEOUS
Client Sample ID DUP-1

Analyses	Result	RL	Qual	Units	Date Analyzed	Method
1,2-Dibromoethane (EDB)	ND	2.0		µg/L	11/7/2022	EPA 8260
Tetrachloroethene	ND	1.0		µg/L	11/7/2022	EPA 8260
1,1,1,2-Tetrachloroethane	ND	1.0		µg/L	11/7/2022	EPA 8260
Chlorobenzene	ND	1.0		µg/L	11/7/2022	EPA 8260
Ethylbenzene	ND	0.50		µg/L	11/7/2022	EPA 8260
m,p-Xylene	ND	0.50		µg/L	11/7/2022	EPA 8260
Bromoform	ND	1.0		µg/L	11/7/2022	EPA 8260
Xylenes, Total	ND	0.50		µg/L	11/7/2022	EPA 8260
Styrene	ND	1.0		µg/L	11/7/2022	EPA 8260
o-Xylene	ND	0.50		µg/L	11/7/2022	EPA 8260
1,1,2,2-Tetrachloroethane	ND	1.0		µg/L	11/7/2022	EPA 8260
1,2,3-Trichloropropane	ND	2.0		µg/L	11/7/2022	EPA 8260
Isopropylbenzene	ND	1.0		µg/L	11/7/2022	EPA 8260
Bromobenzene	ND	1.0		µg/L	11/7/2022	EPA 8260
n-Propylbenzene	ND	1.0		µg/L	11/7/2022	EPA 8260
4-Chlorotoluene	ND	1.0		µg/L	11/7/2022	EPA 8260
2-Chlorotoluene	ND	1.0		µg/L	11/7/2022	EPA 8260
1,3,5-Trimethylbenzene	ND	1.0		µg/L	11/7/2022	EPA 8260
tert-Butylbenzene	ND	1.0		µg/L	11/7/2022	EPA 8260
1,2,4-Trimethylbenzene	ND	1.0		µg/L	11/7/2022	EPA 8260
sec-Butylbenzene	ND	1.0		µg/L	11/7/2022	EPA 8260
1,3-Dichlorobenzene	ND	1.0		µg/L	11/7/2022	EPA 8260
1,4-Dichlorobenzene	ND	1.0		µg/L	11/7/2022	EPA 8260
4-Isopropyltoluene	ND	1.0		µg/L	11/7/2022	EPA 8260
1,2-Dichlorobenzene	ND	1.0		µg/L	11/7/2022	EPA 8260
n-Butylbenzene	ND	1.0		µg/L	11/7/2022	EPA 8260
1,2-Dibromo-3-chloropropane (DBCP)	ND	5.0		µg/L	11/7/2022	EPA 8260
1,2,4-Trichlorobenzene	ND	2.0		µg/L	11/7/2022	EPA 8260
Naphthalene	ND	10		µg/L	11/7/2022	EPA 8260
1,2,3-Trichlorobenzene	ND	2.0		µg/L	11/7/2022	EPA 8260
Surr: 1,2-Dichloroethane-d4	124	70-130		%Rec	11/7/2022	EPA 8260
Surr: Toluene-d8	92	70-130		%Rec	11/7/2022	EPA 8260
Surr: 4-Bromofluorobenzene	102	70-130		%Rec	11/7/2022	EPA 8260

ALPHA ANALYTICAL INC.

Alpha Analytical, Inc.
255 Glendale Ave, #21
Sparks, Nevada 89431
TEL: (775) 355-1044 FAX: (775) 355-0406
Website: www.alpha-analytical.com

Analytical Report

WO#: **CHH2211048**
Report Date: **11/11/2022**

CLIENT: CH2M Hill
Collection Date: 11/1/2022 1:45:00 PM
Project: DFSP Norwalk
Lab ID: 2211048-08
Matrix: AQUEOUS
Client Sample ID EB-1

Analyses	Result	RL	Qual	Units	Date Analyzed	Method
TPH-E (DRO)	ND	0.050		mg/L	11/7/2022	EPA 8015C
Surr: Nonane	89	63-125		%Rec	11/7/2022	EPA 8015C
TPH-P (GRO)	ND	0.050		mg/L	11/7/2022	EPA 8015C
Surr: 1,2-Dichloroethane-d4	122	70-130		%Rec	11/7/2022	EPA 8015C
Surr: Toluene-d8	94	70-130		%Rec	11/7/2022	EPA 8015C
Surr: 4-Bromofluorobenzene	102	70-130		%Rec	11/7/2022	EPA 8015C
Dichlorodifluoromethane	ND	1.0		µg/L	11/7/2022	EPA 8260
Chloromethane	ND	2.0		µg/L	11/7/2022	EPA 8260
Vinyl chloride	ND	0.50		µg/L	11/7/2022	EPA 8260
Chloroethane	ND	1.0		µg/L	11/7/2022	EPA 8260
Bromomethane	ND	2.0		µg/L	11/7/2022	EPA 8260
Trichlorofluoromethane	ND	10		µg/L	11/7/2022	EPA 8260
Acetone	ND	10		µg/L	11/7/2022	EPA 8260
1,1-Dichloroethene	ND	1.0		µg/L	11/7/2022	EPA 8260
Tertiary Butyl Alcohol (TBA)	ND	10		µg/L	11/7/2022	EPA 8260
Dichloromethane	ND	5.0		µg/L	11/7/2022	EPA 8260
Freon-113	ND	10		µg/L	11/7/2022	EPA 8260
Carbon disulfide	ND	2.5		µg/L	11/7/2022	EPA 8260
trans-1,2-Dichloroethene	ND	1.0		µg/L	11/7/2022	EPA 8260
Methyl tert-butyl ether (MTBE)	ND	0.50		µg/L	11/7/2022	EPA 8260
1,1-Dichloroethane	ND	1.0		µg/L	11/7/2022	EPA 8260
Vinyl acetate	ND	50		µg/L	11/7/2022	EPA 8260
2-Butanone (MEK)	ND	10		µg/L	11/7/2022	EPA 8260
Di-isopropyl Ether (DIPE)	ND	1.0		µg/L	11/7/2022	EPA 8260
cis-1,2-Dichloroethene	ND	1.0		µg/L	11/7/2022	EPA 8260
Bromochloromethane	ND	1.0		µg/L	11/7/2022	EPA 8260
Chloroform	ND	1.0		µg/L	11/7/2022	EPA 8260
Ethyl Tertiary Butyl Ether (ETBE)	ND	1.0		µg/L	11/7/2022	EPA 8260
2,2-Dichloropropane	ND	1.0		µg/L	11/7/2022	EPA 8260
1,2-Dichloroethane	ND	0.50		µg/L	11/7/2022	EPA 8260
1,1,1-Trichloroethane	ND	1.0		µg/L	11/7/2022	EPA 8260
1,1-Dichloropropene	ND	1.0		µg/L	11/7/2022	EPA 8260
Carbon tetrachloride	ND	1.0		µg/L	11/7/2022	EPA 8260
Benzene	ND	0.50		µg/L	11/7/2022	EPA 8260
Tertiary Amyl Methyl Ether (TAME)	ND	1.0		µg/L	11/7/2022	EPA 8260
Dibromomethane	ND	1.0		µg/L	11/7/2022	EPA 8260
1,2-Dichloropropane	ND	1.0		µg/L	11/7/2022	EPA 8260
Trichloroethene	ND	1.0		µg/L	11/7/2022	EPA 8260
Bromodichloromethane	ND	1.0		µg/L	11/7/2022	EPA 8260
4-Methyl-2-pentanone (MIBK)	ND	10		µg/L	11/7/2022	EPA 8260
cis-1,3-Dichloropropene	ND	0.50		µg/L	11/7/2022	EPA 8260
trans-1,3-Dichloropropene	ND	0.50		µg/L	11/7/2022	EPA 8260
1,1,2-Trichloroethane	ND	1.0		µg/L	11/7/2022	EPA 8260
Toluene	ND	0.50		µg/L	11/7/2022	EPA 8260
1,3-Dichloropropane	ND	1.0		µg/L	11/7/2022	EPA 8260
2-Hexanone	ND	5.0		µg/L	11/7/2022	EPA 8260
Dibromochloromethane	ND	1.0		µg/L	11/7/2022	EPA 8260

ALPHA ANALYTICAL INC.

Alpha Analytical, Inc.
255 Glendale Ave, #21
Sparks, Nevada 89431
TEL: (775) 355-1044 FAX: (775) 355-0406
Website: www.alpha-analytical.com

Analytical Report

WO#: **CHH2211048**
Report Date: **11/11/2022**

CLIENT: CH2M Hill
Collection Date: 11/1/2022 1:45:00 PM
Project: DFSP Norwalk
Lab ID: 2211048-08
Matrix: AQUEOUS
Client Sample ID EB-1

Analyses	Result	RL	Qual	Units	Date Analyzed	Method
1,2-Dibromoethane (EDB)	ND	2.0		µg/L	11/7/2022	EPA 8260
Tetrachloroethene	ND	1.0		µg/L	11/7/2022	EPA 8260
1,1,1,2-Tetrachloroethane	ND	1.0		µg/L	11/7/2022	EPA 8260
Chlorobenzene	ND	1.0		µg/L	11/7/2022	EPA 8260
Ethylbenzene	ND	0.50		µg/L	11/7/2022	EPA 8260
m,p-Xylene	ND	0.50		µg/L	11/7/2022	EPA 8260
Bromoform	ND	1.0		µg/L	11/7/2022	EPA 8260
Xylenes, Total	ND	0.50		µg/L	11/7/2022	EPA 8260
Styrene	ND	1.0		µg/L	11/7/2022	EPA 8260
o-Xylene	ND	0.50		µg/L	11/7/2022	EPA 8260
1,1,2,2-Tetrachloroethane	ND	1.0		µg/L	11/7/2022	EPA 8260
1,2,3-Trichloropropane	ND	2.0		µg/L	11/7/2022	EPA 8260
Isopropylbenzene	ND	1.0		µg/L	11/7/2022	EPA 8260
Bromobenzene	ND	1.0		µg/L	11/7/2022	EPA 8260
n-Propylbenzene	ND	1.0		µg/L	11/7/2022	EPA 8260
4-Chlorotoluene	ND	1.0		µg/L	11/7/2022	EPA 8260
2-Chlorotoluene	ND	1.0		µg/L	11/7/2022	EPA 8260
1,3,5-Trimethylbenzene	ND	1.0		µg/L	11/7/2022	EPA 8260
tert-Butylbenzene	ND	1.0		µg/L	11/7/2022	EPA 8260
1,2,4-Trimethylbenzene	ND	1.0		µg/L	11/7/2022	EPA 8260
sec-Butylbenzene	ND	1.0		µg/L	11/7/2022	EPA 8260
1,3-Dichlorobenzene	ND	1.0		µg/L	11/7/2022	EPA 8260
1,4-Dichlorobenzene	ND	1.0		µg/L	11/7/2022	EPA 8260
4-Isopropyltoluene	ND	1.0		µg/L	11/7/2022	EPA 8260
1,2-Dichlorobenzene	ND	1.0		µg/L	11/7/2022	EPA 8260
n-Butylbenzene	ND	1.0		µg/L	11/7/2022	EPA 8260
1,2-Dibromo-3-chloropropane (DBCP)	ND	5.0		µg/L	11/7/2022	EPA 8260
1,2,4-Trichlorobenzene	ND	2.0		µg/L	11/7/2022	EPA 8260
Naphthalene	ND	10		µg/L	11/7/2022	EPA 8260
1,2,3-Trichlorobenzene	ND	2.0		µg/L	11/7/2022	EPA 8260
Surr: 1,2-Dichloroethane-d4	122	70-130		%Rec	11/7/2022	EPA 8260
Surr: Toluene-d8	94	70-130		%Rec	11/7/2022	EPA 8260
Surr: 4-Bromofluorobenzene	102	70-130		%Rec	11/7/2022	EPA 8260

ALPHA ANALYTICAL INC.

Alpha Analytical, Inc.
255 Glendale Ave, #21
Sparks, Nevada 89431
TEL: (775) 355-1044 FAX: (775) 355-0406
Website: www.alpha-analytical.com

Analytical Report

WO#: **CHH2211048**
Report Date: **11/11/2022**

CLIENT: CH2M Hill
Collection Date: 11/1/2022 7:00:00 AM
Project: DFSP Norwalk
Lab ID: 2211048-09
Matrix: AQUEOUS
Client Sample ID TB-1

Analyses	Result	RL	Qual	Units	Date Analyzed	Method
Dichlorodifluoromethane	ND	1.0		µg/L	11/7/2022	EPA 8260
Chloromethane	ND	2.0		µg/L	11/7/2022	EPA 8260
Vinyl chloride	ND	0.50		µg/L	11/7/2022	EPA 8260
Chloroethane	ND	1.0		µg/L	11/7/2022	EPA 8260
Bromomethane	ND	2.0		µg/L	11/7/2022	EPA 8260
Trichlorofluoromethane	ND	10		µg/L	11/7/2022	EPA 8260
Acetone	ND	10		µg/L	11/7/2022	EPA 8260
1,1-Dichloroethene	ND	1.0		µg/L	11/7/2022	EPA 8260
Tertiary Butyl Alcohol (TBA)	ND	10		µg/L	11/7/2022	EPA 8260
Dichloromethane	ND	5.0		µg/L	11/7/2022	EPA 8260
Freon-113	ND	10		µg/L	11/7/2022	EPA 8260
Carbon disulfide	ND	2.5		µg/L	11/7/2022	EPA 8260
trans-1,2-Dichloroethene	ND	1.0		µg/L	11/7/2022	EPA 8260
Methyl tert-butyl ether (MTBE)	ND	0.50		µg/L	11/7/2022	EPA 8260
1,1-Dichloroethane	ND	1.0		µg/L	11/7/2022	EPA 8260
Vinyl acetate	ND	50		µg/L	11/7/2022	EPA 8260
2-Butanone (MEK)	ND	10		µg/L	11/7/2022	EPA 8260
Di-isopropyl Ether (DIPE)	ND	1.0		µg/L	11/7/2022	EPA 8260
cis-1,2-Dichloroethene	ND	1.0		µg/L	11/7/2022	EPA 8260
Bromochloromethane	ND	1.0		µg/L	11/7/2022	EPA 8260
Chloroform	ND	1.0		µg/L	11/7/2022	EPA 8260
Ethyl Tertiary Butyl Ether (ETBE)	ND	1.0		µg/L	11/7/2022	EPA 8260
2,2-Dichloropropane	ND	1.0		µg/L	11/7/2022	EPA 8260
1,2-Dichloroethane	ND	0.50		µg/L	11/7/2022	EPA 8260
1,1,1-Trichloroethane	ND	1.0		µg/L	11/7/2022	EPA 8260
1,1-Dichloropropene	ND	1.0		µg/L	11/7/2022	EPA 8260
Carbon tetrachloride	ND	1.0		µg/L	11/7/2022	EPA 8260
Benzene	ND	0.50		µg/L	11/7/2022	EPA 8260
Tertiary Amyl Methyl Ether (TAME)	ND	1.0		µg/L	11/7/2022	EPA 8260
Dibromomethane	ND	1.0		µg/L	11/7/2022	EPA 8260
1,2-Dichloropropane	ND	1.0		µg/L	11/7/2022	EPA 8260
Trichloroethene	ND	1.0		µg/L	11/7/2022	EPA 8260
Bromodichloromethane	ND	1.0		µg/L	11/7/2022	EPA 8260
4-Methyl-2-pentanone (MIBK)	ND	10		µg/L	11/7/2022	EPA 8260
cis-1,3-Dichloropropene	ND	0.50		µg/L	11/7/2022	EPA 8260
trans-1,3-Dichloropropene	ND	0.50		µg/L	11/7/2022	EPA 8260
1,1,2-Trichloroethane	ND	1.0		µg/L	11/7/2022	EPA 8260
Toluene	ND	0.50		µg/L	11/7/2022	EPA 8260
1,3-Dichloropropane	ND	1.0		µg/L	11/7/2022	EPA 8260
2-Hexanone	ND	5.0		µg/L	11/7/2022	EPA 8260
Dibromochloromethane	ND	1.0		µg/L	11/7/2022	EPA 8260
1,2-Dibromoethane (EDB)	ND	2.0		µg/L	11/7/2022	EPA 8260
Tetrachloroethene	ND	1.0		µg/L	11/7/2022	EPA 8260
1,1,1,2-Tetrachloroethane	ND	1.0		µg/L	11/7/2022	EPA 8260
Chlorobenzene	ND	1.0		µg/L	11/7/2022	EPA 8260
Ethylbenzene	ND	0.50		µg/L	11/7/2022	EPA 8260
m,p-Xylene	ND	0.50		µg/L	11/7/2022	EPA 8260
Bromoform	ND	1.0		µg/L	11/7/2022	EPA 8260

ALPHA ANALYTICAL INC.

Alpha Analytical, Inc.
255 Glendale Ave, #21
Sparks, Nevada 89431
TEL: (775) 355-1044 FAX: (775) 355-0406
Website: www.alpha-analytical.com

Analytical Report

WO#: **CHH2211048**
Report Date: **11/11/2022**

CLIENT: CH2M Hill
Project: DFSP Norwalk
Lab ID: 2211048-09
Client Sample ID TB-1

Collection Date: 11/1/2022 7:00:00 AM
Matrix: AQUEOUS

Analyses	Result	RL	Qual	Units	Date Analyzed	Method
Xylenes, Total	ND	0.50		µg/L	11/7/2022	EPA 8260
Styrene	ND	1.0		µg/L	11/7/2022	EPA 8260
o-Xylene	ND	0.50		µg/L	11/7/2022	EPA 8260
1,1,2,2-Tetrachloroethane	ND	1.0		µg/L	11/7/2022	EPA 8260
1,2,3-Trichloropropane	ND	2.0		µg/L	11/7/2022	EPA 8260
Isopropylbenzene	ND	1.0		µg/L	11/7/2022	EPA 8260
Bromobenzene	ND	1.0		µg/L	11/7/2022	EPA 8260
n-Propylbenzene	ND	1.0		µg/L	11/7/2022	EPA 8260
4-Chlorotoluene	ND	1.0		µg/L	11/7/2022	EPA 8260
2-Chlorotoluene	ND	1.0		µg/L	11/7/2022	EPA 8260
1,3,5-Trimethylbenzene	ND	1.0		µg/L	11/7/2022	EPA 8260
tert-Butylbenzene	ND	1.0		µg/L	11/7/2022	EPA 8260
1,2,4-Trimethylbenzene	ND	1.0		µg/L	11/7/2022	EPA 8260
sec-Butylbenzene	ND	1.0		µg/L	11/7/2022	EPA 8260
1,3-Dichlorobenzene	ND	1.0		µg/L	11/7/2022	EPA 8260
1,4-Dichlorobenzene	ND	1.0		µg/L	11/7/2022	EPA 8260
4-Isopropyltoluene	ND	1.0		µg/L	11/7/2022	EPA 8260
1,2-Dichlorobenzene	ND	1.0		µg/L	11/7/2022	EPA 8260
n-Butylbenzene	ND	1.0		µg/L	11/7/2022	EPA 8260
1,2-Dibromo-3-chloropropane (DBCP)	ND	5.0		µg/L	11/7/2022	EPA 8260
1,2,4-Trichlorobenzene	ND	2.0		µg/L	11/7/2022	EPA 8260
Naphthalene	ND	10		µg/L	11/7/2022	EPA 8260
1,2,3-Trichlorobenzene	ND	2.0		µg/L	11/7/2022	EPA 8260
Surr: 1,2-Dichloroethane-d4	118	70-130		%Rec	11/7/2022	EPA 8260
Surr: Toluene-d8	94	70-130		%Rec	11/7/2022	EPA 8260
Surr: 4-Bromofluorobenzene	106	70-130		%Rec	11/7/2022	EPA 8260

ALPHA ANALYTICAL INC.

Alpha Analytical, Inc.
255 Glendale Ave, #21
Sparks, Nevada 89431
TEL: (775) 355-1044 FAX: (775) 355-0406
Website: www.alpha-analytical.com

Analytical Report

WO#: **CHH2211048**
Report Date: **11/11/2022**

CLIENT: CH2M Hill
Collection Date: 11/1/2022 1:17:00 PM
Project: DFSP Norwalk
Lab ID: 2211048-10
Matrix: AQUEOUS
Client Sample ID HL-3

Analyses	Result	RL	Qual	Units	Date Analyzed	Method
TPH-E (DRO)	0.059	0.050		mg/L	11/7/2022	EPA 8015C
Surr: Nonane	97	63-125		%Rec	11/7/2022	EPA 8015C
TPH-P (GRO)	ND	0.050		mg/L	11/7/2022	EPA 8015C
Surr: 1,2-Dichloroethane-d4	119	70-130		%Rec	11/7/2022	EPA 8015C
Surr: Toluene-d8	93	70-130		%Rec	11/7/2022	EPA 8015C
Surr: 4-Bromofluorobenzene	100	70-130		%Rec	11/7/2022	EPA 8015C
Dichlorodifluoromethane	ND	1.0		µg/L	11/7/2022	EPA 8260
Chloromethane	ND	2.0		µg/L	11/7/2022	EPA 8260
Vinyl chloride	ND	0.50		µg/L	11/7/2022	EPA 8260
Chloroethane	ND	1.0		µg/L	11/7/2022	EPA 8260
Bromomethane	ND	2.0		µg/L	11/7/2022	EPA 8260
Trichlorofluoromethane	ND	10		µg/L	11/7/2022	EPA 8260
Acetone	ND	10		µg/L	11/7/2022	EPA 8260
1,1-Dichloroethene	ND	1.0		µg/L	11/7/2022	EPA 8260
Tertiary Butyl Alcohol (TBA)	ND	10		µg/L	11/7/2022	EPA 8260
Dichloromethane	ND	5.0		µg/L	11/7/2022	EPA 8260
Freon-113	ND	10		µg/L	11/7/2022	EPA 8260
Carbon disulfide	ND	2.5		µg/L	11/7/2022	EPA 8260
trans-1,2-Dichloroethene	ND	1.0		µg/L	11/7/2022	EPA 8260
Methyl tert-butyl ether (MTBE)	0.65	0.50		µg/L	11/7/2022	EPA 8260
1,1-Dichloroethane	ND	1.0		µg/L	11/7/2022	EPA 8260
Vinyl acetate	ND	50		µg/L	11/7/2022	EPA 8260
2-Butanone (MEK)	ND	10		µg/L	11/7/2022	EPA 8260
Di-isopropyl Ether (DIPE)	ND	1.0		µg/L	11/7/2022	EPA 8260
cis-1,2-Dichloroethene	ND	1.0		µg/L	11/7/2022	EPA 8260
Bromochloromethane	ND	1.0		µg/L	11/7/2022	EPA 8260
Chloroform	ND	1.0		µg/L	11/7/2022	EPA 8260
Ethyl Tertiary Butyl Ether (ETBE)	ND	1.0		µg/L	11/7/2022	EPA 8260
2,2-Dichloropropane	ND	1.0		µg/L	11/7/2022	EPA 8260
1,2-Dichloroethane	ND	0.50		µg/L	11/7/2022	EPA 8260
1,1,1-Trichloroethane	ND	1.0		µg/L	11/7/2022	EPA 8260
1,1-Dichloropropene	ND	1.0		µg/L	11/7/2022	EPA 8260
Carbon tetrachloride	ND	1.0		µg/L	11/7/2022	EPA 8260
Benzene	ND	0.50		µg/L	11/7/2022	EPA 8260
Tertiary Amyl Methyl Ether (TAME)	ND	1.0		µg/L	11/7/2022	EPA 8260
Dibromomethane	ND	1.0		µg/L	11/7/2022	EPA 8260
1,2-Dichloropropane	ND	1.0		µg/L	11/7/2022	EPA 8260
Trichloroethene	ND	1.0		µg/L	11/7/2022	EPA 8260
Bromodichloromethane	ND	1.0		µg/L	11/7/2022	EPA 8260
4-Methyl-2-pentanone (MIBK)	ND	10		µg/L	11/7/2022	EPA 8260
cis-1,3-Dichloropropene	ND	0.50		µg/L	11/7/2022	EPA 8260
trans-1,3-Dichloropropene	ND	0.50		µg/L	11/7/2022	EPA 8260
1,1,2-Trichloroethane	ND	1.0		µg/L	11/7/2022	EPA 8260
Toluene	ND	0.50		µg/L	11/7/2022	EPA 8260
1,3-Dichloropropane	ND	1.0		µg/L	11/7/2022	EPA 8260
2-Hexanone	ND	5.0		µg/L	11/7/2022	EPA 8260
Dibromochloromethane	ND	1.0		µg/L	11/7/2022	EPA 8260

ALPHA ANALYTICAL INC.

Alpha Analytical, Inc.
255 Glendale Ave, #21
Sparks, Nevada 89431
TEL: (775) 355-1044 FAX: (775) 355-0406
Website: www.alpha-analytical.com

Analytical Report

WO#: **CHH2211048**
Report Date: **11/11/2022**

CLIENT: CH2M Hill
Collection Date: 11/1/2022 1:17:00 PM
Project: DFSP Norwalk
Lab ID: 2211048-10
Matrix: AQUEOUS
Client Sample ID HL-3

Analyses	Result	RL	Qual	Units	Date Analyzed	Method
1,2-Dibromoethane (EDB)	ND	2.0		µg/L	11/7/2022	EPA 8260
Tetrachloroethene	ND	1.0		µg/L	11/7/2022	EPA 8260
1,1,1,2-Tetrachloroethane	ND	1.0		µg/L	11/7/2022	EPA 8260
Chlorobenzene	ND	1.0		µg/L	11/7/2022	EPA 8260
Ethylbenzene	ND	0.50		µg/L	11/7/2022	EPA 8260
m,p-Xylene	ND	0.50		µg/L	11/7/2022	EPA 8260
Bromoform	ND	1.0		µg/L	11/7/2022	EPA 8260
Xylenes, Total	ND	0.50		µg/L	11/7/2022	EPA 8260
Styrene	ND	1.0		µg/L	11/7/2022	EPA 8260
o-Xylene	ND	0.50		µg/L	11/7/2022	EPA 8260
1,1,2,2-Tetrachloroethane	ND	1.0		µg/L	11/7/2022	EPA 8260
1,2,3-Trichloropropane	ND	2.0		µg/L	11/7/2022	EPA 8260
Isopropylbenzene	ND	1.0		µg/L	11/7/2022	EPA 8260
Bromobenzene	ND	1.0		µg/L	11/7/2022	EPA 8260
n-Propylbenzene	ND	1.0		µg/L	11/7/2022	EPA 8260
4-Chlorotoluene	ND	1.0		µg/L	11/7/2022	EPA 8260
2-Chlorotoluene	ND	1.0		µg/L	11/7/2022	EPA 8260
1,3,5-Trimethylbenzene	ND	1.0		µg/L	11/7/2022	EPA 8260
tert-Butylbenzene	ND	1.0		µg/L	11/7/2022	EPA 8260
1,2,4-Trimethylbenzene	ND	1.0		µg/L	11/7/2022	EPA 8260
sec-Butylbenzene	ND	1.0		µg/L	11/7/2022	EPA 8260
1,3-Dichlorobenzene	ND	1.0		µg/L	11/7/2022	EPA 8260
1,4-Dichlorobenzene	ND	1.0		µg/L	11/7/2022	EPA 8260
4-Isopropyltoluene	ND	1.0		µg/L	11/7/2022	EPA 8260
1,2-Dichlorobenzene	ND	1.0		µg/L	11/7/2022	EPA 8260
n-Butylbenzene	ND	1.0		µg/L	11/7/2022	EPA 8260
1,2-Dibromo-3-chloropropane (DBCP)	ND	5.0		µg/L	11/7/2022	EPA 8260
1,2,4-Trichlorobenzene	ND	2.0		µg/L	11/7/2022	EPA 8260
Naphthalene	ND	10		µg/L	11/7/2022	EPA 8260
1,2,3-Trichlorobenzene	ND	2.0		µg/L	11/7/2022	EPA 8260
Surr: 1,2-Dichloroethane-d4	119	70-130		%Rec	11/7/2022	EPA 8260
Surr: Toluene-d8	93	70-130		%Rec	11/7/2022	EPA 8260
Surr: 4-Bromofluorobenzene	100	70-130		%Rec	11/7/2022	EPA 8260

ALPHA ANALYTICAL INC.

Alpha Analytical, Inc.
255 Glendale Ave, #21
Sparks, Nevada 89431
TEL: (775) 355-1044 FAX: (775) 355-0406
Website: www.alpha-analytical.com

Analytical Report

WO#: **CHH2211048**
Report Date: **11/11/2022**

CLIENT: CH2M Hill
Collection Date: 11/1/2022 8:12:00 AM
Project: DFSP Norwalk
Lab ID: 2211048-11
Matrix: AQUEOUS
Client Sample ID GMW-SF-8

Analyses	Result	RL	Qual	Units	Date Analyzed	Method
TPH-E (DRO)	ND	0.050		mg/L	11/8/2022	EPA 8015C
Surr: Nonane	95	63-125		%Rec	11/8/2022	EPA 8015C
TPH-P (GRO)	ND	0.050		mg/L	11/7/2022	EPA 8015C
Surr: 1,2-Dichloroethane-d4	116	70-130		%Rec	11/7/2022	EPA 8015C
Surr: Toluene-d8	95	70-130		%Rec	11/7/2022	EPA 8015C
Surr: 4-Bromofluorobenzene	106	70-130		%Rec	11/7/2022	EPA 8015C
Dichlorodifluoromethane	ND	1.0		µg/L	11/7/2022	EPA 8260
Chloromethane	ND	2.0		µg/L	11/7/2022	EPA 8260
Vinyl chloride	ND	0.50		µg/L	11/7/2022	EPA 8260
Chloroethane	ND	1.0		µg/L	11/7/2022	EPA 8260
Bromomethane	ND	2.0		µg/L	11/7/2022	EPA 8260
Trichlorofluoromethane	ND	10		µg/L	11/7/2022	EPA 8260
Acetone	ND	10		µg/L	11/7/2022	EPA 8260
1,1-Dichloroethene	ND	1.0		µg/L	11/7/2022	EPA 8260
Tertiary Butyl Alcohol (TBA)	ND	10		µg/L	11/7/2022	EPA 8260
Dichloromethane	ND	5.0		µg/L	11/7/2022	EPA 8260
Freon-113	ND	10		µg/L	11/7/2022	EPA 8260
Carbon disulfide	ND	2.5		µg/L	11/7/2022	EPA 8260
trans-1,2-Dichloroethene	ND	1.0		µg/L	11/7/2022	EPA 8260
Methyl tert-butyl ether (MTBE)	ND	0.50		µg/L	11/7/2022	EPA 8260
1,1-Dichloroethane	ND	1.0		µg/L	11/7/2022	EPA 8260
Vinyl acetate	ND	50		µg/L	11/7/2022	EPA 8260
2-Butanone (MEK)	ND	10		µg/L	11/7/2022	EPA 8260
Di-isopropyl Ether (DIPE)	ND	1.0		µg/L	11/7/2022	EPA 8260
cis-1,2-Dichloroethene	ND	1.0		µg/L	11/7/2022	EPA 8260
Bromochloromethane	ND	1.0		µg/L	11/7/2022	EPA 8260
Chloroform	ND	1.0		µg/L	11/7/2022	EPA 8260
Ethyl Tertiary Butyl Ether (ETBE)	ND	1.0		µg/L	11/7/2022	EPA 8260
2,2-Dichloropropane	ND	1.0		µg/L	11/7/2022	EPA 8260
1,2-Dichloroethane	ND	0.50		µg/L	11/7/2022	EPA 8260
1,1,1-Trichloroethane	ND	1.0		µg/L	11/7/2022	EPA 8260
1,1-Dichloropropene	ND	1.0		µg/L	11/7/2022	EPA 8260
Carbon tetrachloride	ND	1.0		µg/L	11/7/2022	EPA 8260
Benzene	ND	0.50		µg/L	11/7/2022	EPA 8260
Tertiary Amyl Methyl Ether (TAME)	ND	1.0		µg/L	11/7/2022	EPA 8260
Dibromomethane	ND	1.0		µg/L	11/7/2022	EPA 8260
1,2-Dichloropropane	ND	1.0		µg/L	11/7/2022	EPA 8260
Trichloroethene	ND	1.0		µg/L	11/7/2022	EPA 8260
Bromodichloromethane	ND	1.0		µg/L	11/7/2022	EPA 8260
4-Methyl-2-pentanone (MIBK)	ND	10		µg/L	11/7/2022	EPA 8260
cis-1,3-Dichloropropene	ND	0.50		µg/L	11/7/2022	EPA 8260
trans-1,3-Dichloropropene	ND	0.50		µg/L	11/7/2022	EPA 8260
1,1,2-Trichloroethane	ND	1.0		µg/L	11/7/2022	EPA 8260
Toluene	ND	0.50		µg/L	11/7/2022	EPA 8260
1,3-Dichloropropane	ND	1.0		µg/L	11/7/2022	EPA 8260
2-Hexanone	ND	5.0		µg/L	11/7/2022	EPA 8260
Dibromochloromethane	ND	1.0		µg/L	11/7/2022	EPA 8260

Alpha Analytical, Inc.
255 Glendale Ave, #21
Sparks, Nevada 89431
TEL: (775) 355-1044 FAX: (775) 355-0406
Website: www.alpha-analytical.com

Analytical Report

WO#: **CHH2211048**
Report Date: **11/11/2022**

CLIENT: CH2M Hill
Collection Date: 11/1/2022 8:12:00 AM
Project: DFSP Norwalk
Lab ID: 2211048-11
Matrix: AQUEOUS
Client Sample ID GMW-SF-8

Analyses	Result	RL	Qual	Units	Date Analyzed	Method
1,2-Dibromoethane (EDB)	ND	2.0		µg/L	11/7/2022	EPA 8260
Tetrachloroethene	ND	1.0		µg/L	11/7/2022	EPA 8260
1,1,1,2-Tetrachloroethane	ND	1.0		µg/L	11/7/2022	EPA 8260
Chlorobenzene	ND	1.0		µg/L	11/7/2022	EPA 8260
Ethylbenzene	ND	0.50		µg/L	11/7/2022	EPA 8260
m,p-Xylene	ND	0.50		µg/L	11/7/2022	EPA 8260
Bromoform	ND	1.0		µg/L	11/7/2022	EPA 8260
Xylenes, Total	ND	0.50		µg/L	11/7/2022	EPA 8260
Styrene	ND	1.0		µg/L	11/7/2022	EPA 8260
o-Xylene	ND	0.50		µg/L	11/7/2022	EPA 8260
1,1,2,2-Tetrachloroethane	ND	1.0		µg/L	11/7/2022	EPA 8260
1,2,3-Trichloropropane	ND	2.0		µg/L	11/7/2022	EPA 8260
Isopropylbenzene	ND	1.0		µg/L	11/7/2022	EPA 8260
Bromobenzene	ND	1.0		µg/L	11/7/2022	EPA 8260
n-Propylbenzene	ND	1.0		µg/L	11/7/2022	EPA 8260
4-Chlorotoluene	ND	1.0		µg/L	11/7/2022	EPA 8260
2-Chlorotoluene	ND	1.0		µg/L	11/7/2022	EPA 8260
1,3,5-Trimethylbenzene	ND	1.0		µg/L	11/7/2022	EPA 8260
tert-Butylbenzene	ND	1.0		µg/L	11/7/2022	EPA 8260
1,2,4-Trimethylbenzene	ND	1.0		µg/L	11/7/2022	EPA 8260
sec-Butylbenzene	ND	1.0		µg/L	11/7/2022	EPA 8260
1,3-Dichlorobenzene	ND	1.0		µg/L	11/7/2022	EPA 8260
1,4-Dichlorobenzene	ND	1.0		µg/L	11/7/2022	EPA 8260
4-Isopropyltoluene	ND	1.0		µg/L	11/7/2022	EPA 8260
1,2-Dichlorobenzene	ND	1.0		µg/L	11/7/2022	EPA 8260
n-Butylbenzene	ND	1.0		µg/L	11/7/2022	EPA 8260
1,2-Dibromo-3-chloropropane (DBCP)	ND	5.0		µg/L	11/7/2022	EPA 8260
1,2,4-Trichlorobenzene	ND	2.0		µg/L	11/7/2022	EPA 8260
Naphthalene	ND	10		µg/L	11/7/2022	EPA 8260
1,2,3-Trichlorobenzene	ND	2.0		µg/L	11/7/2022	EPA 8260
Surr: 1,2-Dichloroethane-d4	116	70-130		%Rec	11/7/2022	EPA 8260
Surr: Toluene-d8	95	70-130		%Rec	11/7/2022	EPA 8260
Surr: 4-Bromofluorobenzene	106	70-130		%Rec	11/7/2022	EPA 8260

ALPHA ANALYTICAL INC.

Alpha Analytical, Inc.
255 Glendale Ave, #21
Sparks, Nevada 89431
TEL: (775) 355-1044 FAX: (775) 355-0406
Website: www.alpha-analytical.com

Analytical Report

WO#: **CHH2211048**
Report Date: **11/11/2022**

CLIENT: CH2M Hill
Collection Date: 11/1/2022 8:42:00 AM
Project: DFSP Norwalk
Lab ID: 2211048-12
Matrix: AQUEOUS
Client Sample ID MW-8

Analyses	Result	RL	Qual	Units	Date Analyzed	Method
TPH-E (DRO)	ND	0.050		mg/L	11/8/2022	EPA 8015C
Surr: Nonane	97	63-125		%Rec	11/8/2022	EPA 8015C
TPH-P (GRO)	ND	0.050		mg/L	11/7/2022	EPA 8015C
Surr: 1,2-Dichloroethane-d4	113	70-130		%Rec	11/7/2022	EPA 8015C
Surr: Toluene-d8	97	70-130		%Rec	11/7/2022	EPA 8015C
Surr: 4-Bromofluorobenzene	107	70-130		%Rec	11/7/2022	EPA 8015C
Dichlorodifluoromethane	ND	1.0		µg/L	11/7/2022	EPA 8260
Chloromethane	ND	2.0		µg/L	11/7/2022	EPA 8260
Vinyl chloride	ND	0.50		µg/L	11/7/2022	EPA 8260
Chloroethane	ND	1.0		µg/L	11/7/2022	EPA 8260
Bromomethane	ND	2.0		µg/L	11/7/2022	EPA 8260
Trichlorofluoromethane	ND	10		µg/L	11/7/2022	EPA 8260
Acetone	ND	10		µg/L	11/7/2022	EPA 8260
1,1-Dichloroethene	ND	1.0		µg/L	11/7/2022	EPA 8260
Tertiary Butyl Alcohol (TBA)	ND	10		µg/L	11/7/2022	EPA 8260
Dichloromethane	ND	5.0		µg/L	11/7/2022	EPA 8260
Freon-113	ND	10		µg/L	11/7/2022	EPA 8260
Carbon disulfide	ND	2.5		µg/L	11/7/2022	EPA 8260
trans-1,2-Dichloroethene	ND	1.0		µg/L	11/7/2022	EPA 8260
Methyl tert-butyl ether (MTBE)	ND	0.50		µg/L	11/7/2022	EPA 8260
1,1-Dichloroethane	ND	1.0		µg/L	11/7/2022	EPA 8260
Vinyl acetate	ND	50		µg/L	11/7/2022	EPA 8260
2-Butanone (MEK)	ND	10		µg/L	11/7/2022	EPA 8260
Di-isopropyl Ether (DIPE)	ND	1.0		µg/L	11/7/2022	EPA 8260
cis-1,2-Dichloroethene	ND	1.0		µg/L	11/7/2022	EPA 8260
Bromochloromethane	ND	1.0		µg/L	11/7/2022	EPA 8260
Chloroform	ND	1.0		µg/L	11/7/2022	EPA 8260
Ethyl Tertiary Butyl Ether (ETBE)	ND	1.0		µg/L	11/7/2022	EPA 8260
2,2-Dichloropropane	ND	1.0		µg/L	11/7/2022	EPA 8260
1,2-Dichloroethane	ND	0.50		µg/L	11/7/2022	EPA 8260
1,1,1-Trichloroethane	ND	1.0		µg/L	11/7/2022	EPA 8260
1,1-Dichloropropene	ND	1.0		µg/L	11/7/2022	EPA 8260
Carbon tetrachloride	ND	1.0		µg/L	11/7/2022	EPA 8260
Benzene	ND	0.50		µg/L	11/7/2022	EPA 8260
Tertiary Amyl Methyl Ether (TAME)	ND	1.0		µg/L	11/7/2022	EPA 8260
Dibromomethane	ND	1.0		µg/L	11/7/2022	EPA 8260
1,2-Dichloropropane	ND	1.0		µg/L	11/7/2022	EPA 8260
Trichloroethene	ND	1.0		µg/L	11/7/2022	EPA 8260
Bromodichloromethane	ND	1.0		µg/L	11/7/2022	EPA 8260
4-Methyl-2-pentanone (MIBK)	ND	10		µg/L	11/7/2022	EPA 8260
cis-1,3-Dichloropropene	ND	0.50		µg/L	11/7/2022	EPA 8260
trans-1,3-Dichloropropene	ND	0.50		µg/L	11/7/2022	EPA 8260
1,1,2-Trichloroethane	ND	1.0		µg/L	11/7/2022	EPA 8260
Toluene	ND	0.50		µg/L	11/7/2022	EPA 8260
1,3-Dichloropropane	ND	1.0		µg/L	11/7/2022	EPA 8260
2-Hexanone	ND	5.0		µg/L	11/7/2022	EPA 8260
Dibromochloromethane	ND	1.0		µg/L	11/7/2022	EPA 8260

Alpha Analytical, Inc.
255 Glendale Ave, #21
Sparks, Nevada 89431
TEL: (775) 355-1044 FAX: (775) 355-0406
Website: www.alpha-analytical.com

Analytical Report

WO#: **CHH2211048**
Report Date: **11/11/2022**

CLIENT: CH2M Hill
Collection Date: 11/1/2022 8:42:00 AM
Project: DFSP Norwalk
Lab ID: 2211048-12
Matrix: AQUEOUS
Client Sample ID MW-8

Analyses	Result	RL	Qual	Units	Date Analyzed	Method
1,2-Dibromoethane (EDB)	ND	2.0		µg/L	11/7/2022	EPA 8260
Tetrachloroethene	ND	1.0		µg/L	11/7/2022	EPA 8260
1,1,1,2-Tetrachloroethane	ND	1.0		µg/L	11/7/2022	EPA 8260
Chlorobenzene	ND	1.0		µg/L	11/7/2022	EPA 8260
Ethylbenzene	ND	0.50		µg/L	11/7/2022	EPA 8260
m,p-Xylene	ND	0.50		µg/L	11/7/2022	EPA 8260
Bromoform	ND	1.0		µg/L	11/7/2022	EPA 8260
Xylenes, Total	ND	0.50		µg/L	11/7/2022	EPA 8260
Styrene	ND	1.0		µg/L	11/7/2022	EPA 8260
o-Xylene	ND	0.50		µg/L	11/7/2022	EPA 8260
1,1,2,2-Tetrachloroethane	ND	1.0		µg/L	11/7/2022	EPA 8260
1,2,3-Trichloropropane	ND	2.0		µg/L	11/7/2022	EPA 8260
Isopropylbenzene	ND	1.0		µg/L	11/7/2022	EPA 8260
Bromobenzene	ND	1.0		µg/L	11/7/2022	EPA 8260
n-Propylbenzene	ND	1.0		µg/L	11/7/2022	EPA 8260
4-Chlorotoluene	ND	1.0		µg/L	11/7/2022	EPA 8260
2-Chlorotoluene	ND	1.0		µg/L	11/7/2022	EPA 8260
1,3,5-Trimethylbenzene	ND	1.0		µg/L	11/7/2022	EPA 8260
tert-Butylbenzene	ND	1.0		µg/L	11/7/2022	EPA 8260
1,2,4-Trimethylbenzene	ND	1.0		µg/L	11/7/2022	EPA 8260
sec-Butylbenzene	ND	1.0		µg/L	11/7/2022	EPA 8260
1,3-Dichlorobenzene	ND	1.0		µg/L	11/7/2022	EPA 8260
1,4-Dichlorobenzene	ND	1.0		µg/L	11/7/2022	EPA 8260
4-Isopropyltoluene	ND	1.0		µg/L	11/7/2022	EPA 8260
1,2-Dichlorobenzene	ND	1.0		µg/L	11/7/2022	EPA 8260
n-Butylbenzene	ND	1.0		µg/L	11/7/2022	EPA 8260
1,2-Dibromo-3-chloropropane (DBCP)	ND	5.0		µg/L	11/7/2022	EPA 8260
1,2,4-Trichlorobenzene	ND	2.0		µg/L	11/7/2022	EPA 8260
Naphthalene	ND	10		µg/L	11/7/2022	EPA 8260
1,2,3-Trichlorobenzene	ND	2.0		µg/L	11/7/2022	EPA 8260
Surr: 1,2-Dichloroethane-d4	113	70-130		%Rec	11/7/2022	EPA 8260
Surr: Toluene-d8	97	70-130		%Rec	11/7/2022	EPA 8260
Surr: 4-Bromofluorobenzene	107	70-130		%Rec	11/7/2022	EPA 8260

ALPHA ANALYTICAL INC.

Alpha Analytical, Inc.
255 Glendale Ave, #21
Sparks, Nevada 89431
TEL: (775) 355-1044 FAX: (775) 355-0406
Website: www.alpha-analytical.com

Analytical Report

WO#: **CHH2211048**
Report Date: **11/11/2022**

CLIENT: CH2M Hill
Collection Date: 11/1/2022 9:22:00 AM
Project: DFSP Norwalk
Lab ID: 2211048-13
Matrix: AQUEOUS
Client Sample ID GMW-39

Analyses	Result	RL	Qual	Units	Date Analyzed	Method
TPH-E (DRO)	ND	0.050		mg/L	11/8/2022	EPA 8015C
Surr: Nonane	95	63-125		%Rec	11/8/2022	EPA 8015C
TPH-P (GRO)	ND	0.050		mg/L	11/7/2022	EPA 8015C
Surr: 1,2-Dichloroethane-d4	113	70-130		%Rec	11/7/2022	EPA 8015C
Surr: Toluene-d8	98	70-130		%Rec	11/7/2022	EPA 8015C
Surr: 4-Bromofluorobenzene	107	70-130		%Rec	11/7/2022	EPA 8015C
Dichlorodifluoromethane	ND	1.0		µg/L	11/7/2022	EPA 8260
Chloromethane	ND	2.0		µg/L	11/7/2022	EPA 8260
Vinyl chloride	ND	0.50		µg/L	11/7/2022	EPA 8260
Chloroethane	ND	1.0		µg/L	11/7/2022	EPA 8260
Bromomethane	ND	2.0		µg/L	11/7/2022	EPA 8260
Trichlorofluoromethane	ND	10		µg/L	11/7/2022	EPA 8260
Acetone	ND	10		µg/L	11/7/2022	EPA 8260
1,1-Dichloroethene	ND	1.0		µg/L	11/7/2022	EPA 8260
Tertiary Butyl Alcohol (TBA)	ND	10		µg/L	11/7/2022	EPA 8260
Dichloromethane	ND	5.0		µg/L	11/7/2022	EPA 8260
Freon-113	ND	10		µg/L	11/7/2022	EPA 8260
Carbon disulfide	ND	2.5		µg/L	11/7/2022	EPA 8260
trans-1,2-Dichloroethene	ND	1.0		µg/L	11/7/2022	EPA 8260
Methyl tert-butyl ether (MTBE)	ND	0.50		µg/L	11/7/2022	EPA 8260
1,1-Dichloroethane	ND	1.0		µg/L	11/7/2022	EPA 8260
Vinyl acetate	ND	50		µg/L	11/7/2022	EPA 8260
2-Butanone (MEK)	ND	10		µg/L	11/7/2022	EPA 8260
Di-isopropyl Ether (DIPE)	ND	1.0		µg/L	11/7/2022	EPA 8260
cis-1,2-Dichloroethene	ND	1.0		µg/L	11/7/2022	EPA 8260
Bromochloromethane	ND	1.0		µg/L	11/7/2022	EPA 8260
Chloroform	ND	1.0		µg/L	11/7/2022	EPA 8260
Ethyl Tertiary Butyl Ether (ETBE)	ND	1.0		µg/L	11/7/2022	EPA 8260
2,2-Dichloropropane	ND	1.0		µg/L	11/7/2022	EPA 8260
1,2-Dichloroethane	ND	0.50		µg/L	11/7/2022	EPA 8260
1,1,1-Trichloroethane	ND	1.0		µg/L	11/7/2022	EPA 8260
1,1-Dichloropropene	ND	1.0		µg/L	11/7/2022	EPA 8260
Carbon tetrachloride	ND	1.0		µg/L	11/7/2022	EPA 8260
Benzene	ND	0.50		µg/L	11/7/2022	EPA 8260
Tertiary Amyl Methyl Ether (TAME)	ND	1.0		µg/L	11/7/2022	EPA 8260
Dibromomethane	ND	1.0		µg/L	11/7/2022	EPA 8260
1,2-Dichloropropane	ND	1.0		µg/L	11/7/2022	EPA 8260
Trichloroethene	ND	1.0		µg/L	11/7/2022	EPA 8260
Bromodichloromethane	ND	1.0		µg/L	11/7/2022	EPA 8260
4-Methyl-2-pentanone (MIBK)	ND	10		µg/L	11/7/2022	EPA 8260
cis-1,3-Dichloropropene	ND	0.50		µg/L	11/7/2022	EPA 8260
trans-1,3-Dichloropropene	ND	0.50		µg/L	11/7/2022	EPA 8260
1,1,2-Trichloroethane	ND	1.0		µg/L	11/7/2022	EPA 8260
Toluene	ND	0.50		µg/L	11/7/2022	EPA 8260
1,3-Dichloropropane	ND	1.0		µg/L	11/7/2022	EPA 8260
2-Hexanone	ND	5.0		µg/L	11/7/2022	EPA 8260
Dibromochloromethane	ND	1.0		µg/L	11/7/2022	EPA 8260

Alpha Analytical, Inc.
255 Glendale Ave, #21
Sparks, Nevada 89431
TEL: (775) 355-1044 FAX: (775) 355-0406
Website: www.alpha-analytical.com

Analytical Report

WO#: **CHH2211048**
Report Date: **11/11/2022**

CLIENT: CH2M Hill
Collection Date: 11/1/2022 9:22:00 AM
Project: DFSP Norwalk
Lab ID: 2211048-13
Matrix: AQUEOUS
Client Sample ID GMW-39

Analyses	Result	RL	Qual	Units	Date Analyzed	Method
1,2-Dibromoethane (EDB)	ND	2.0		µg/L	11/7/2022	EPA 8260
Tetrachloroethene	ND	1.0		µg/L	11/7/2022	EPA 8260
1,1,1,2-Tetrachloroethane	ND	1.0		µg/L	11/7/2022	EPA 8260
Chlorobenzene	ND	1.0		µg/L	11/7/2022	EPA 8260
Ethylbenzene	ND	0.50		µg/L	11/7/2022	EPA 8260
m,p-Xylene	ND	0.50		µg/L	11/7/2022	EPA 8260
Bromoform	ND	1.0		µg/L	11/7/2022	EPA 8260
Xylenes, Total	ND	0.50		µg/L	11/7/2022	EPA 8260
Styrene	ND	1.0		µg/L	11/7/2022	EPA 8260
o-Xylene	ND	0.50		µg/L	11/7/2022	EPA 8260
1,1,2,2-Tetrachloroethane	ND	1.0		µg/L	11/7/2022	EPA 8260
1,2,3-Trichloropropane	ND	2.0		µg/L	11/7/2022	EPA 8260
Isopropylbenzene	ND	1.0		µg/L	11/7/2022	EPA 8260
Bromobenzene	ND	1.0		µg/L	11/7/2022	EPA 8260
n-Propylbenzene	ND	1.0		µg/L	11/7/2022	EPA 8260
4-Chlorotoluene	ND	1.0		µg/L	11/7/2022	EPA 8260
2-Chlorotoluene	ND	1.0		µg/L	11/7/2022	EPA 8260
1,3,5-Trimethylbenzene	ND	1.0		µg/L	11/7/2022	EPA 8260
tert-Butylbenzene	ND	1.0		µg/L	11/7/2022	EPA 8260
1,2,4-Trimethylbenzene	ND	1.0		µg/L	11/7/2022	EPA 8260
sec-Butylbenzene	ND	1.0		µg/L	11/7/2022	EPA 8260
1,3-Dichlorobenzene	ND	1.0		µg/L	11/7/2022	EPA 8260
1,4-Dichlorobenzene	ND	1.0		µg/L	11/7/2022	EPA 8260
4-Isopropyltoluene	ND	1.0		µg/L	11/7/2022	EPA 8260
1,2-Dichlorobenzene	ND	1.0		µg/L	11/7/2022	EPA 8260
n-Butylbenzene	ND	1.0		µg/L	11/7/2022	EPA 8260
1,2-Dibromo-3-chloropropane (DBCP)	ND	5.0		µg/L	11/7/2022	EPA 8260
1,2,4-Trichlorobenzene	ND	2.0		µg/L	11/7/2022	EPA 8260
Naphthalene	ND	10		µg/L	11/7/2022	EPA 8260
1,2,3-Trichlorobenzene	ND	2.0		µg/L	11/7/2022	EPA 8260
Surr: 1,2-Dichloroethane-d4	113	70-130		%Rec	11/7/2022	EPA 8260
Surr: Toluene-d8	98	70-130		%Rec	11/7/2022	EPA 8260
Surr: 4-Bromofluorobenzene	107	70-130		%Rec	11/7/2022	EPA 8260

ALPHA ANALYTICAL INC.

Alpha Analytical, Inc.
255 Glendale Ave, #21
Sparks, Nevada 89431
TEL: (775) 355-1044 FAX: (775) 355-0406
Website: www.alpha-analytical.com

Analytical Report

WO#: **CHH2211048**
Report Date: **11/11/2022**

CLIENT: CH2M Hill
Collection Date: 11/1/2022 9:58:00 AM
Project: DFSP Norwalk
Lab ID: 2211048-14
Matrix: AQUEOUS
Client Sample ID GMW-14R

Analyses	Result	RL	Qual	Units	Date Analyzed	Method
TPH-E (DRO)	ND	0.050		mg/L	11/8/2022	EPA 8015C
Surr: Nonane	97	63-125		%Rec	11/8/2022	EPA 8015C
TPH-P (GRO)	ND	0.050		mg/L	11/7/2022	EPA 8015C
Surr: 1,2-Dichloroethane-d4	116	70-130		%Rec	11/7/2022	EPA 8015C
Surr: Toluene-d8	96	70-130		%Rec	11/7/2022	EPA 8015C
Surr: 4-Bromofluorobenzene	105	70-130		%Rec	11/7/2022	EPA 8015C
Dichlorodifluoromethane	ND	1.0		µg/L	11/7/2022	EPA 8260
Chloromethane	ND	2.0		µg/L	11/7/2022	EPA 8260
Vinyl chloride	ND	0.50		µg/L	11/7/2022	EPA 8260
Chloroethane	ND	1.0		µg/L	11/7/2022	EPA 8260
Bromomethane	ND	2.0		µg/L	11/7/2022	EPA 8260
Trichlorofluoromethane	ND	10		µg/L	11/7/2022	EPA 8260
Acetone	ND	10		µg/L	11/7/2022	EPA 8260
1,1-Dichloroethene	ND	1.0		µg/L	11/7/2022	EPA 8260
Tertiary Butyl Alcohol (TBA)	ND	10		µg/L	11/7/2022	EPA 8260
Dichloromethane	ND	5.0		µg/L	11/7/2022	EPA 8260
Freon-113	ND	10		µg/L	11/7/2022	EPA 8260
Carbon disulfide	ND	2.5		µg/L	11/7/2022	EPA 8260
trans-1,2-Dichloroethene	ND	1.0		µg/L	11/7/2022	EPA 8260
Methyl tert-butyl ether (MTBE)	ND	0.50		µg/L	11/7/2022	EPA 8260
1,1-Dichloroethane	ND	1.0		µg/L	11/7/2022	EPA 8260
Vinyl acetate	ND	50		µg/L	11/7/2022	EPA 8260
2-Butanone (MEK)	ND	10		µg/L	11/7/2022	EPA 8260
Di-isopropyl Ether (DIPE)	ND	1.0		µg/L	11/7/2022	EPA 8260
cis-1,2-Dichloroethene	ND	1.0		µg/L	11/7/2022	EPA 8260
Bromochloromethane	ND	1.0		µg/L	11/7/2022	EPA 8260
Chloroform	ND	1.0		µg/L	11/7/2022	EPA 8260
Ethyl Tertiary Butyl Ether (ETBE)	ND	1.0		µg/L	11/7/2022	EPA 8260
2,2-Dichloropropane	ND	1.0		µg/L	11/7/2022	EPA 8260
1,2-Dichloroethane	ND	0.50		µg/L	11/7/2022	EPA 8260
1,1,1-Trichloroethane	ND	1.0		µg/L	11/7/2022	EPA 8260
1,1-Dichloropropene	ND	1.0		µg/L	11/7/2022	EPA 8260
Carbon tetrachloride	ND	1.0		µg/L	11/7/2022	EPA 8260
Benzene	ND	0.50		µg/L	11/7/2022	EPA 8260
Tertiary Amyl Methyl Ether (TAME)	ND	1.0		µg/L	11/7/2022	EPA 8260
Dibromomethane	ND	1.0		µg/L	11/7/2022	EPA 8260
1,2-Dichloropropane	ND	1.0		µg/L	11/7/2022	EPA 8260
Trichloroethene	ND	1.0		µg/L	11/7/2022	EPA 8260
Bromodichloromethane	ND	1.0		µg/L	11/7/2022	EPA 8260
4-Methyl-2-pentanone (MIBK)	ND	10		µg/L	11/7/2022	EPA 8260
cis-1,3-Dichloropropene	ND	0.50		µg/L	11/7/2022	EPA 8260
trans-1,3-Dichloropropene	ND	0.50		µg/L	11/7/2022	EPA 8260
1,1,2-Trichloroethane	ND	1.0		µg/L	11/7/2022	EPA 8260
Toluene	ND	0.50		µg/L	11/7/2022	EPA 8260
1,3-Dichloropropane	ND	1.0		µg/L	11/7/2022	EPA 8260
2-Hexanone	ND	5.0		µg/L	11/7/2022	EPA 8260
Dibromochloromethane	ND	1.0		µg/L	11/7/2022	EPA 8260

ALPHA ANALYTICAL INC.

Alpha Analytical, Inc.
255 Glendale Ave, #21
Sparks, Nevada 89431
TEL: (775) 355-1044 FAX: (775) 355-0406
Website: www.alpha-analytical.com

Analytical Report

WO#: **CHH2211048**
Report Date: **11/11/2022**

CLIENT: CH2M Hill
Project: DFSP Norwalk
Lab ID: 2211048-14
Client Sample ID GMW-14R

Collection Date: 11/1/2022 9:58:00 AM
Matrix: AQUEOUS

Analyses	Result	RL	Qual	Units	Date Analyzed	Method
1,2-Dibromoethane (EDB)	ND	2.0		µg/L	11/7/2022	EPA 8260
Tetrachloroethene	ND	1.0		µg/L	11/7/2022	EPA 8260
1,1,1,2-Tetrachloroethane	ND	1.0		µg/L	11/7/2022	EPA 8260
Chlorobenzene	ND	1.0		µg/L	11/7/2022	EPA 8260
Ethylbenzene	ND	0.50		µg/L	11/7/2022	EPA 8260
m,p-Xylene	ND	0.50		µg/L	11/7/2022	EPA 8260
Bromoform	ND	1.0		µg/L	11/7/2022	EPA 8260
Xylenes, Total	ND	0.50		µg/L	11/7/2022	EPA 8260
Styrene	ND	1.0		µg/L	11/7/2022	EPA 8260
o-Xylene	ND	0.50		µg/L	11/7/2022	EPA 8260
1,1,2,2-Tetrachloroethane	ND	1.0		µg/L	11/7/2022	EPA 8260
1,2,3-Trichloropropane	ND	2.0		µg/L	11/7/2022	EPA 8260
Isopropylbenzene	ND	1.0		µg/L	11/7/2022	EPA 8260
Bromobenzene	ND	1.0		µg/L	11/7/2022	EPA 8260
n-Propylbenzene	ND	1.0		µg/L	11/7/2022	EPA 8260
4-Chlorotoluene	ND	1.0		µg/L	11/7/2022	EPA 8260
2-Chlorotoluene	ND	1.0		µg/L	11/7/2022	EPA 8260
1,3,5-Trimethylbenzene	ND	1.0		µg/L	11/7/2022	EPA 8260
tert-Butylbenzene	ND	1.0		µg/L	11/7/2022	EPA 8260
1,2,4-Trimethylbenzene	ND	1.0		µg/L	11/7/2022	EPA 8260
sec-Butylbenzene	ND	1.0		µg/L	11/7/2022	EPA 8260
1,3-Dichlorobenzene	ND	1.0		µg/L	11/7/2022	EPA 8260
1,4-Dichlorobenzene	ND	1.0		µg/L	11/7/2022	EPA 8260
4-Isopropyltoluene	ND	1.0		µg/L	11/7/2022	EPA 8260
1,2-Dichlorobenzene	ND	1.0		µg/L	11/7/2022	EPA 8260
n-Butylbenzene	ND	1.0		µg/L	11/7/2022	EPA 8260
1,2-Dibromo-3-chloropropane (DBCP)	ND	5.0		µg/L	11/7/2022	EPA 8260
1,2,4-Trichlorobenzene	ND	2.0		µg/L	11/7/2022	EPA 8260
Naphthalene	ND	10		µg/L	11/7/2022	EPA 8260
1,2,3-Trichlorobenzene	ND	2.0		µg/L	11/7/2022	EPA 8260
Surr: 1,2-Dichloroethane-d4	116	70-130		%Rec	11/7/2022	EPA 8260
Surr: Toluene-d8	96	70-130		%Rec	11/7/2022	EPA 8260
Surr: 4-Bromofluorobenzene	105	70-130		%Rec	11/7/2022	EPA 8260

ALPHA ANALYTICAL INC.

Alpha Analytical, Inc.
255 Glendale Ave, #21
Sparks, Nevada 89431
TEL: (775) 355-1044 FAX: (775) 355-0406
Website: www.alpha-analytical.com

Analytical Report

WO#: **CHH2211048**
Report Date: **11/11/2022**

CLIENT: CH2M Hill
Collection Date: 11/1/2022 10:36:00 AM
Project: DFSP Norwalk
Lab ID: 2211048-15
Matrix: AQUEOUS
Client Sample ID MW-15R

Analyses	Result	RL	Qual	Units	Date Analyzed	Method
TPH-E (DRO)	ND	0.050		mg/L	11/8/2022	EPA 8015C
Surr: Nonane	92	63-125		%Rec	11/8/2022	EPA 8015C
TPH-P (GRO)	ND	0.050		mg/L	11/7/2022	EPA 8015C
Surr: 1,2-Dichloroethane-d4	114	70-130		%Rec	11/7/2022	EPA 8015C
Surr: Toluene-d8	95	70-130		%Rec	11/7/2022	EPA 8015C
Surr: 4-Bromofluorobenzene	106	70-130		%Rec	11/7/2022	EPA 8015C
Dichlorodifluoromethane	ND	1.0		µg/L	11/7/2022	EPA 8260
Chloromethane	ND	2.0		µg/L	11/7/2022	EPA 8260
Vinyl chloride	ND	0.50		µg/L	11/7/2022	EPA 8260
Chloroethane	ND	1.0		µg/L	11/7/2022	EPA 8260
Bromomethane	ND	2.0		µg/L	11/7/2022	EPA 8260
Trichlorofluoromethane	ND	10		µg/L	11/7/2022	EPA 8260
Acetone	ND	10		µg/L	11/7/2022	EPA 8260
1,1-Dichloroethene	ND	1.0		µg/L	11/7/2022	EPA 8260
Tertiary Butyl Alcohol (TBA)	ND	10		µg/L	11/7/2022	EPA 8260
Dichloromethane	ND	5.0		µg/L	11/7/2022	EPA 8260
Freon-113	ND	10		µg/L	11/7/2022	EPA 8260
Carbon disulfide	ND	2.5		µg/L	11/7/2022	EPA 8260
trans-1,2-Dichloroethene	ND	1.0		µg/L	11/7/2022	EPA 8260
Methyl tert-butyl ether (MTBE)	ND	0.50		µg/L	11/7/2022	EPA 8260
1,1-Dichloroethane	ND	1.0		µg/L	11/7/2022	EPA 8260
Vinyl acetate	ND	50		µg/L	11/7/2022	EPA 8260
2-Butanone (MEK)	ND	10		µg/L	11/7/2022	EPA 8260
Di-isopropyl Ether (DIPE)	ND	1.0		µg/L	11/7/2022	EPA 8260
cis-1,2-Dichloroethene	ND	1.0		µg/L	11/7/2022	EPA 8260
Bromochloromethane	ND	1.0		µg/L	11/7/2022	EPA 8260
Chloroform	ND	1.0		µg/L	11/7/2022	EPA 8260
Ethyl Tertiary Butyl Ether (ETBE)	ND	1.0		µg/L	11/7/2022	EPA 8260
2,2-Dichloropropane	ND	1.0		µg/L	11/7/2022	EPA 8260
1,2-Dichloroethane	ND	0.50		µg/L	11/7/2022	EPA 8260
1,1,1-Trichloroethane	ND	1.0		µg/L	11/7/2022	EPA 8260
1,1-Dichloropropene	ND	1.0		µg/L	11/7/2022	EPA 8260
Carbon tetrachloride	ND	1.0		µg/L	11/7/2022	EPA 8260
Benzene	ND	0.50		µg/L	11/7/2022	EPA 8260
Tertiary Amyl Methyl Ether (TAME)	ND	1.0		µg/L	11/7/2022	EPA 8260
Dibromomethane	ND	1.0		µg/L	11/7/2022	EPA 8260
1,2-Dichloropropane	ND	1.0		µg/L	11/7/2022	EPA 8260
Trichloroethene	ND	1.0		µg/L	11/7/2022	EPA 8260
Bromodichloromethane	ND	1.0		µg/L	11/7/2022	EPA 8260
4-Methyl-2-pentanone (MIBK)	ND	10		µg/L	11/7/2022	EPA 8260
cis-1,3-Dichloropropene	ND	0.50		µg/L	11/7/2022	EPA 8260
trans-1,3-Dichloropropene	ND	0.50		µg/L	11/7/2022	EPA 8260
1,1,2-Trichloroethane	ND	1.0		µg/L	11/7/2022	EPA 8260
Toluene	ND	0.50		µg/L	11/7/2022	EPA 8260
1,3-Dichloropropane	ND	1.0		µg/L	11/7/2022	EPA 8260
2-Hexanone	ND	5.0		µg/L	11/7/2022	EPA 8260
Dibromochloromethane	ND	1.0		µg/L	11/7/2022	EPA 8260

ALPHA ANALYTICAL INC.

Alpha Analytical, Inc.
255 Glendale Ave, #21
Sparks, Nevada 89431
TEL: (775) 355-1044 FAX: (775) 355-0406
Website: www.alpha-analytical.com

Analytical Report

WO#: **CHH2211048**
Report Date: **11/11/2022**

CLIENT: CH2M Hill
Project: DFSP Norwalk
Lab ID: 2211048-15
Client Sample ID MW-15R

Collection Date: 11/1/2022 10:36:00 AM
Matrix: AQUEOUS

Analyses	Result	RL	Qual	Units	Date Analyzed	Method
1,2-Dibromoethane (EDB)	ND	2.0		µg/L	11/7/2022	EPA 8260
Tetrachloroethene	ND	1.0		µg/L	11/7/2022	EPA 8260
1,1,1,2-Tetrachloroethane	ND	1.0		µg/L	11/7/2022	EPA 8260
Chlorobenzene	ND	1.0		µg/L	11/7/2022	EPA 8260
Ethylbenzene	ND	0.50		µg/L	11/7/2022	EPA 8260
m,p-Xylene	ND	0.50		µg/L	11/7/2022	EPA 8260
Bromoform	ND	1.0		µg/L	11/7/2022	EPA 8260
Xylenes, Total	ND	0.50		µg/L	11/7/2022	EPA 8260
Styrene	ND	1.0		µg/L	11/7/2022	EPA 8260
o-Xylene	ND	0.50		µg/L	11/7/2022	EPA 8260
1,1,2,2-Tetrachloroethane	ND	1.0		µg/L	11/7/2022	EPA 8260
1,2,3-Trichloropropane	ND	2.0		µg/L	11/7/2022	EPA 8260
Isopropylbenzene	ND	1.0		µg/L	11/7/2022	EPA 8260
Bromobenzene	ND	1.0		µg/L	11/7/2022	EPA 8260
n-Propylbenzene	ND	1.0		µg/L	11/7/2022	EPA 8260
4-Chlorotoluene	ND	1.0		µg/L	11/7/2022	EPA 8260
2-Chlorotoluene	ND	1.0		µg/L	11/7/2022	EPA 8260
1,3,5-Trimethylbenzene	ND	1.0		µg/L	11/7/2022	EPA 8260
tert-Butylbenzene	ND	1.0		µg/L	11/7/2022	EPA 8260
1,2,4-Trimethylbenzene	ND	1.0		µg/L	11/7/2022	EPA 8260
sec-Butylbenzene	ND	1.0		µg/L	11/7/2022	EPA 8260
1,3-Dichlorobenzene	ND	1.0		µg/L	11/7/2022	EPA 8260
1,4-Dichlorobenzene	ND	1.0		µg/L	11/7/2022	EPA 8260
4-Isopropyltoluene	ND	1.0		µg/L	11/7/2022	EPA 8260
1,2-Dichlorobenzene	ND	1.0		µg/L	11/7/2022	EPA 8260
n-Butylbenzene	ND	1.0		µg/L	11/7/2022	EPA 8260
1,2-Dibromo-3-chloropropane (DBCP)	ND	5.0		µg/L	11/7/2022	EPA 8260
1,2,4-Trichlorobenzene	ND	2.0		µg/L	11/7/2022	EPA 8260
Naphthalene	ND	10		µg/L	11/7/2022	EPA 8260
1,2,3-Trichlorobenzene	ND	2.0		µg/L	11/7/2022	EPA 8260
Surr: 1,2-Dichloroethane-d4	114	70-130		%Rec	11/7/2022	EPA 8260
Surr: Toluene-d8	95	70-130		%Rec	11/7/2022	EPA 8260
Surr: 4-Bromofluorobenzene	106	70-130		%Rec	11/7/2022	EPA 8260

ALPHA ANALYTICAL INC.

Alpha Analytical, Inc.
255 Glendale Ave, #21
Sparks, Nevada 89431
TEL: (775) 355-1044 FAX: (775) 355-0406
Website: www.alpha-analytical.com

Analytical Report

WO#: **CHH2211048**
Report Date: **11/11/2022**

CLIENT: CH2M Hill
Collection Date: 11/1/2022 11:25:00 AM
Project: DFSP Norwalk
Lab ID: 2211048-16
Matrix: AQUEOUS
Client Sample ID GMW-4R

Analyses	Result	RL	Qual	Units	Date Analyzed	Method
TPH-E (DRO)	0.16	0.050		mg/L	11/8/2022	EPA 8015C
Surr: Nonane	96	63-125		%Rec	11/8/2022	EPA 8015C
TPH-P (GRO)	ND	0.050		mg/L	11/7/2022	EPA 8015C
Surr: 1,2-Dichloroethane-d4	115	70-130		%Rec	11/7/2022	EPA 8015C
Surr: Toluene-d8	86	70-130		%Rec	11/7/2022	EPA 8015C
Surr: 4-Bromofluorobenzene	102	70-130		%Rec	11/7/2022	EPA 8015C
Dichlorodifluoromethane	ND	1.0		µg/L	11/7/2022	EPA 8260
Chloromethane	ND	2.0		µg/L	11/7/2022	EPA 8260
Vinyl chloride	ND	0.50		µg/L	11/7/2022	EPA 8260
Chloroethane	ND	1.0		µg/L	11/7/2022	EPA 8260
Bromomethane	ND	2.0		µg/L	11/7/2022	EPA 8260
Trichlorofluoromethane	ND	10		µg/L	11/7/2022	EPA 8260
Acetone	ND	10		µg/L	11/7/2022	EPA 8260
1,1-Dichloroethene	ND	1.0		µg/L	11/7/2022	EPA 8260
Tertiary Butyl Alcohol (TBA)	ND	10		µg/L	11/7/2022	EPA 8260
Dichloromethane	ND	5.0		µg/L	11/7/2022	EPA 8260
Freon-113	ND	10		µg/L	11/7/2022	EPA 8260
Carbon disulfide	ND	2.5		µg/L	11/7/2022	EPA 8260
trans-1,2-Dichloroethene	ND	1.0		µg/L	11/7/2022	EPA 8260
Methyl tert-butyl ether (MTBE)	ND	0.50		µg/L	11/7/2022	EPA 8260
1,1-Dichloroethane	ND	1.0		µg/L	11/7/2022	EPA 8260
Vinyl acetate	ND	50		µg/L	11/7/2022	EPA 8260
2-Butanone (MEK)	ND	10		µg/L	11/7/2022	EPA 8260
Di-isopropyl Ether (DIPE)	ND	1.0		µg/L	11/7/2022	EPA 8260
cis-1,2-Dichloroethene	ND	1.0		µg/L	11/7/2022	EPA 8260
Bromochloromethane	ND	1.0		µg/L	11/7/2022	EPA 8260
Chloroform	ND	1.0		µg/L	11/7/2022	EPA 8260
Ethyl Tertiary Butyl Ether (ETBE)	ND	1.0		µg/L	11/7/2022	EPA 8260
2,2-Dichloropropane	ND	1.0		µg/L	11/7/2022	EPA 8260
1,2-Dichloroethane	ND	0.50		µg/L	11/7/2022	EPA 8260
1,1,1-Trichloroethane	ND	1.0		µg/L	11/7/2022	EPA 8260
1,1-Dichloropropene	ND	1.0		µg/L	11/7/2022	EPA 8260
Carbon tetrachloride	ND	1.0		µg/L	11/7/2022	EPA 8260
Benzene	ND	0.50		µg/L	11/7/2022	EPA 8260
Tertiary Amyl Methyl Ether (TAME)	ND	1.0		µg/L	11/7/2022	EPA 8260
Dibromomethane	ND	1.0		µg/L	11/7/2022	EPA 8260
1,2-Dichloropropane	ND	1.0		µg/L	11/7/2022	EPA 8260
Trichloroethene	ND	1.0		µg/L	11/7/2022	EPA 8260
Bromodichloromethane	ND	1.0		µg/L	11/7/2022	EPA 8260
4-Methyl-2-pentanone (MIBK)	ND	10		µg/L	11/7/2022	EPA 8260
cis-1,3-Dichloropropene	ND	0.50		µg/L	11/7/2022	EPA 8260
trans-1,3-Dichloropropene	ND	0.50		µg/L	11/7/2022	EPA 8260
1,1,2-Trichloroethane	ND	1.0		µg/L	11/7/2022	EPA 8260
Toluene	ND	0.50		µg/L	11/7/2022	EPA 8260
1,3-Dichloropropane	ND	1.0		µg/L	11/7/2022	EPA 8260
2-Hexanone	ND	5.0		µg/L	11/7/2022	EPA 8260
Dibromochloromethane	ND	1.0		µg/L	11/7/2022	EPA 8260

ALPHA ANALYTICAL INC.

Alpha Analytical, Inc.
255 Glendale Ave, #21
Sparks, Nevada 89431
TEL: (775) 355-1044 FAX: (775) 355-0406
Website: www.alpha-analytical.com

Analytical Report

WO#: **CHH2211048**
Report Date: **11/11/2022**

CLIENT: CH2M Hill
Collection Date: 11/1/2022 11:25:00 AM
Project: DFSP Norwalk
Lab ID: 2211048-16
Matrix: AQUEOUS
Client Sample ID GMW-4R

Analyses	Result	RL	Qual	Units	Date Analyzed	Method
1,2-Dibromoethane (EDB)	ND	2.0		µg/L	11/7/2022	EPA 8260
Tetrachloroethene	ND	1.0		µg/L	11/7/2022	EPA 8260
1,1,1,2-Tetrachloroethane	ND	1.0		µg/L	11/7/2022	EPA 8260
Chlorobenzene	ND	1.0		µg/L	11/7/2022	EPA 8260
Ethylbenzene	ND	0.50		µg/L	11/7/2022	EPA 8260
m,p-Xylene	ND	0.50		µg/L	11/7/2022	EPA 8260
Bromoform	ND	1.0		µg/L	11/7/2022	EPA 8260
Xylenes, Total	ND	0.50		µg/L	11/7/2022	EPA 8260
Styrene	ND	1.0		µg/L	11/7/2022	EPA 8260
o-Xylene	ND	0.50		µg/L	11/7/2022	EPA 8260
1,1,2,2-Tetrachloroethane	ND	1.0		µg/L	11/7/2022	EPA 8260
1,2,3-Trichloropropane	ND	2.0		µg/L	11/7/2022	EPA 8260
Isopropylbenzene	ND	1.0		µg/L	11/7/2022	EPA 8260
Bromobenzene	ND	1.0		µg/L	11/7/2022	EPA 8260
n-Propylbenzene	ND	1.0		µg/L	11/7/2022	EPA 8260
4-Chlorotoluene	ND	1.0		µg/L	11/7/2022	EPA 8260
2-Chlorotoluene	ND	1.0		µg/L	11/7/2022	EPA 8260
1,3,5-Trimethylbenzene	ND	1.0		µg/L	11/7/2022	EPA 8260
tert-Butylbenzene	ND	1.0		µg/L	11/7/2022	EPA 8260
1,2,4-Trimethylbenzene	ND	1.0		µg/L	11/7/2022	EPA 8260
sec-Butylbenzene	ND	1.0		µg/L	11/7/2022	EPA 8260
1,3-Dichlorobenzene	ND	1.0		µg/L	11/7/2022	EPA 8260
1,4-Dichlorobenzene	ND	1.0		µg/L	11/7/2022	EPA 8260
4-Isopropyltoluene	ND	1.0		µg/L	11/7/2022	EPA 8260
1,2-Dichlorobenzene	ND	1.0		µg/L	11/7/2022	EPA 8260
n-Butylbenzene	ND	1.0		µg/L	11/7/2022	EPA 8260
1,2-Dibromo-3-chloropropane (DBCP)	ND	5.0		µg/L	11/7/2022	EPA 8260
1,2,4-Trichlorobenzene	ND	2.0		µg/L	11/7/2022	EPA 8260
Naphthalene	ND	10		µg/L	11/7/2022	EPA 8260
1,2,3-Trichlorobenzene	ND	2.0		µg/L	11/7/2022	EPA 8260
Surr: 1,2-Dichloroethane-d4	115	70-130		%Rec	11/7/2022	EPA 8260
Surr: Toluene-d8	86	70-130		%Rec	11/7/2022	EPA 8260
Surr: 4-Bromofluorobenzene	102	70-130		%Rec	11/7/2022	EPA 8260

ALPHA ANALYTICAL INC.

Alpha Analytical, Inc.
255 Glendale Ave, #21
Sparks, Nevada 89431
TEL: (775) 355-1044 FAX: (775) 355-0406
Website: www.alpha-analytical.com

Analytical Report

WO#: **CHH2211048**
Report Date: **11/11/2022**

CLIENT: CH2M Hill
Project: DFSP Norwalk
Lab ID: 2211048-17
Client Sample ID GMW-1

Collection Date: 11/1/2022 11:57:00 AM
Matrix: AQUEOUS

Analyses	Result	RL	Qual	Units	Date Analyzed	Method
TPH-E (DRO)	ND	0.050		mg/L	11/8/2022	EPA 8015C
Surr: Nonane	91	63-125		%Rec	11/8/2022	EPA 8015C
TPH-P (GRO)	ND	0.050		mg/L	11/7/2022	EPA 8015C
Surr: 1,2-Dichloroethane-d4	112	70-130		%Rec	11/7/2022	EPA 8015C
Surr: Toluene-d8	96	70-130		%Rec	11/7/2022	EPA 8015C
Surr: 4-Bromofluorobenzene	101	70-130		%Rec	11/7/2022	EPA 8015C
Dichlorodifluoromethane	ND	1.0		µg/L	11/7/2022	EPA 8260
Chloromethane	ND	2.0		µg/L	11/7/2022	EPA 8260
Vinyl chloride	ND	0.50		µg/L	11/7/2022	EPA 8260
Chloroethane	ND	1.0		µg/L	11/7/2022	EPA 8260
Bromomethane	ND	2.0		µg/L	11/7/2022	EPA 8260
Trichlorofluoromethane	ND	10		µg/L	11/7/2022	EPA 8260
Acetone	ND	10		µg/L	11/7/2022	EPA 8260
1,1-Dichloroethene	ND	1.0		µg/L	11/7/2022	EPA 8260
Tertiary Butyl Alcohol (TBA)	ND	10		µg/L	11/7/2022	EPA 8260
Dichloromethane	ND	5.0		µg/L	11/7/2022	EPA 8260
Freon-113	ND	10		µg/L	11/7/2022	EPA 8260
Carbon disulfide	ND	2.5		µg/L	11/7/2022	EPA 8260
trans-1,2-Dichloroethene	ND	1.0		µg/L	11/7/2022	EPA 8260
Methyl tert-butyl ether (MTBE)	ND	0.50		µg/L	11/7/2022	EPA 8260
1,1-Dichloroethane	ND	1.0		µg/L	11/7/2022	EPA 8260
Vinyl acetate	ND	50		µg/L	11/7/2022	EPA 8260
2-Butanone (MEK)	ND	10		µg/L	11/7/2022	EPA 8260
Di-isopropyl Ether (DIPE)	ND	1.0		µg/L	11/7/2022	EPA 8260
cis-1,2-Dichloroethene	ND	1.0		µg/L	11/7/2022	EPA 8260
Bromochloromethane	ND	1.0		µg/L	11/7/2022	EPA 8260
Chloroform	ND	1.0		µg/L	11/7/2022	EPA 8260
Ethyl Tertiary Butyl Ether (ETBE)	ND	1.0		µg/L	11/7/2022	EPA 8260
2,2-Dichloropropane	ND	1.0		µg/L	11/7/2022	EPA 8260
1,2-Dichloroethane	ND	0.50		µg/L	11/7/2022	EPA 8260
1,1,1-Trichloroethane	ND	1.0		µg/L	11/7/2022	EPA 8260
1,1-Dichloropropene	ND	1.0		µg/L	11/7/2022	EPA 8260
Carbon tetrachloride	ND	1.0		µg/L	11/7/2022	EPA 8260
Benzene	ND	0.50		µg/L	11/7/2022	EPA 8260
Tertiary Amyl Methyl Ether (TAME)	ND	1.0		µg/L	11/7/2022	EPA 8260
Dibromomethane	ND	1.0		µg/L	11/7/2022	EPA 8260
1,2-Dichloropropane	ND	1.0		µg/L	11/7/2022	EPA 8260
Trichloroethene	ND	1.0		µg/L	11/7/2022	EPA 8260
Bromodichloromethane	ND	1.0		µg/L	11/7/2022	EPA 8260
4-Methyl-2-pentanone (MIBK)	ND	10		µg/L	11/7/2022	EPA 8260
cis-1,3-Dichloropropene	ND	0.50		µg/L	11/7/2022	EPA 8260
trans-1,3-Dichloropropene	ND	0.50		µg/L	11/7/2022	EPA 8260
1,1,2-Trichloroethane	ND	1.0		µg/L	11/7/2022	EPA 8260
Toluene	ND	0.50		µg/L	11/7/2022	EPA 8260
1,3-Dichloropropane	ND	1.0		µg/L	11/7/2022	EPA 8260
2-Hexanone	ND	5.0		µg/L	11/7/2022	EPA 8260
Dibromochloromethane	ND	1.0		µg/L	11/7/2022	EPA 8260

ALPHA ANALYTICAL INC.

Alpha Analytical, Inc.
255 Glendale Ave, #21
Sparks, Nevada 89431
TEL: (775) 355-1044 FAX: (775) 355-0406
Website: www.alpha-analytical.com

Analytical Report

WO#: **CHH2211048**
Report Date: **11/11/2022**

CLIENT: CH2M Hill
Project: DFSP Norwalk
Lab ID: 2211048-17
Client Sample ID GMW-1

Collection Date: 11/1/2022 11:57:00 AM
Matrix: AQUEOUS

Analyses	Result	RL	Qual	Units	Date Analyzed	Method
1,2-Dibromoethane (EDB)	ND	2.0		µg/L	11/7/2022	EPA 8260
Tetrachloroethene	ND	1.0		µg/L	11/7/2022	EPA 8260
1,1,1,2-Tetrachloroethane	ND	1.0		µg/L	11/7/2022	EPA 8260
Chlorobenzene	ND	1.0		µg/L	11/7/2022	EPA 8260
Ethylbenzene	ND	0.50		µg/L	11/7/2022	EPA 8260
m,p-Xylene	ND	0.50		µg/L	11/7/2022	EPA 8260
Bromoform	ND	1.0		µg/L	11/7/2022	EPA 8260
Xylenes, Total	ND	0.50		µg/L	11/7/2022	EPA 8260
Styrene	ND	1.0		µg/L	11/7/2022	EPA 8260
o-Xylene	ND	0.50		µg/L	11/7/2022	EPA 8260
1,1,2,2-Tetrachloroethane	ND	1.0		µg/L	11/7/2022	EPA 8260
1,2,3-Trichloropropane	ND	2.0		µg/L	11/7/2022	EPA 8260
Isopropylbenzene	ND	1.0		µg/L	11/7/2022	EPA 8260
Bromobenzene	ND	1.0		µg/L	11/7/2022	EPA 8260
n-Propylbenzene	ND	1.0		µg/L	11/7/2022	EPA 8260
4-Chlorotoluene	ND	1.0		µg/L	11/7/2022	EPA 8260
2-Chlorotoluene	ND	1.0		µg/L	11/7/2022	EPA 8260
1,3,5-Trimethylbenzene	ND	1.0		µg/L	11/7/2022	EPA 8260
tert-Butylbenzene	ND	1.0		µg/L	11/7/2022	EPA 8260
1,2,4-Trimethylbenzene	ND	1.0		µg/L	11/7/2022	EPA 8260
sec-Butylbenzene	ND	1.0		µg/L	11/7/2022	EPA 8260
1,3-Dichlorobenzene	ND	1.0		µg/L	11/7/2022	EPA 8260
1,4-Dichlorobenzene	ND	1.0		µg/L	11/7/2022	EPA 8260
4-Isopropyltoluene	ND	1.0		µg/L	11/7/2022	EPA 8260
1,2-Dichlorobenzene	ND	1.0		µg/L	11/7/2022	EPA 8260
n-Butylbenzene	ND	1.0		µg/L	11/7/2022	EPA 8260
1,2-Dibromo-3-chloropropane (DBCP)	ND	5.0		µg/L	11/7/2022	EPA 8260
1,2,4-Trichlorobenzene	ND	2.0		µg/L	11/7/2022	EPA 8260
Naphthalene	ND	10		µg/L	11/7/2022	EPA 8260
1,2,3-Trichlorobenzene	ND	2.0		µg/L	11/7/2022	EPA 8260
Surr: 1,2-Dichloroethane-d4	112	70-130		%Rec	11/7/2022	EPA 8260
Surr: Toluene-d8	96	70-130		%Rec	11/7/2022	EPA 8260
Surr: 4-Bromofluorobenzene	101	70-130		%Rec	11/7/2022	EPA 8260

ALPHA ANALYTICAL INC.

Alpha Analytical, Inc.
255 Glendale Ave, #21
Sparks, Nevada 89431
TEL: (775) 355-1044 FAX: (775) 355-0406
Website: www.alpha-analytical.com

Analytical Report

WO#: **CHH2211048**
Report Date: **11/11/2022**

CLIENT: CH2M Hill
Project: DFSP Norwalk
Lab ID: 2211048-18
Client Sample ID PW-3

Collection Date: 11/1/2022 12:58:00 PM
Matrix: AQUEOUS

Analyses	Result	RL	Qual	Units	Date Analyzed	Method
TPH-E (DRO)	ND	0.050		mg/L	11/8/2022	EPA 8015C
Surr: Nonane	86	63-125		%Rec	11/8/2022	EPA 8015C
TPH-P (GRO)	ND	0.050		mg/L	11/7/2022	EPA 8015C
Surr: 1,2-Dichloroethane-d4	117	70-130		%Rec	11/7/2022	EPA 8015C
Surr: Toluene-d8	96	70-130		%Rec	11/7/2022	EPA 8015C
Surr: 4-Bromofluorobenzene	98	70-130		%Rec	11/7/2022	EPA 8015C
Dichlorodifluoromethane	ND	1.0		µg/L	11/7/2022	EPA 8260
Chloromethane	ND	2.0		µg/L	11/7/2022	EPA 8260
Vinyl chloride	ND	0.50		µg/L	11/7/2022	EPA 8260
Chloroethane	ND	1.0		µg/L	11/7/2022	EPA 8260
Bromomethane	ND	2.0		µg/L	11/7/2022	EPA 8260
Trichlorofluoromethane	ND	10		µg/L	11/7/2022	EPA 8260
Acetone	ND	10		µg/L	11/7/2022	EPA 8260
1,1-Dichloroethene	ND	1.0		µg/L	11/7/2022	EPA 8260
Tertiary Butyl Alcohol (TBA)	ND	10		µg/L	11/7/2022	EPA 8260
Dichloromethane	ND	5.0		µg/L	11/7/2022	EPA 8260
Freon-113	ND	10		µg/L	11/7/2022	EPA 8260
Carbon disulfide	ND	2.5		µg/L	11/7/2022	EPA 8260
trans-1,2-Dichloroethene	ND	1.0		µg/L	11/7/2022	EPA 8260
Methyl tert-butyl ether (MTBE)	ND	0.50		µg/L	11/7/2022	EPA 8260
1,1-Dichloroethane	ND	1.0		µg/L	11/7/2022	EPA 8260
Vinyl acetate	ND	50		µg/L	11/7/2022	EPA 8260
2-Butanone (MEK)	ND	10		µg/L	11/7/2022	EPA 8260
Di-isopropyl Ether (DIPE)	ND	1.0		µg/L	11/7/2022	EPA 8260
cis-1,2-Dichloroethene	ND	1.0		µg/L	11/7/2022	EPA 8260
Bromochloromethane	ND	1.0		µg/L	11/7/2022	EPA 8260
Chloroform	ND	1.0		µg/L	11/7/2022	EPA 8260
Ethyl Tertiary Butyl Ether (ETBE)	ND	1.0		µg/L	11/7/2022	EPA 8260
2,2-Dichloropropane	ND	1.0		µg/L	11/7/2022	EPA 8260
1,2-Dichloroethane	ND	0.50		µg/L	11/7/2022	EPA 8260
1,1,1-Trichloroethane	ND	1.0		µg/L	11/7/2022	EPA 8260
1,1-Dichloropropene	ND	1.0		µg/L	11/7/2022	EPA 8260
Carbon tetrachloride	ND	1.0		µg/L	11/7/2022	EPA 8260
Benzene	ND	0.50		µg/L	11/7/2022	EPA 8260
Tertiary Amyl Methyl Ether (TAME)	ND	1.0		µg/L	11/7/2022	EPA 8260
Dibromomethane	ND	1.0		µg/L	11/7/2022	EPA 8260
1,2-Dichloropropane	ND	1.0		µg/L	11/7/2022	EPA 8260
Trichloroethene	ND	1.0		µg/L	11/7/2022	EPA 8260
Bromodichloromethane	ND	1.0		µg/L	11/7/2022	EPA 8260
4-Methyl-2-pentanone (MIBK)	ND	10		µg/L	11/7/2022	EPA 8260
cis-1,3-Dichloropropene	ND	0.50		µg/L	11/7/2022	EPA 8260
trans-1,3-Dichloropropene	ND	0.50		µg/L	11/7/2022	EPA 8260
1,1,2-Trichloroethane	ND	1.0		µg/L	11/7/2022	EPA 8260
Toluene	ND	0.50		µg/L	11/7/2022	EPA 8260
1,3-Dichloropropane	ND	1.0		µg/L	11/7/2022	EPA 8260
2-Hexanone	ND	5.0		µg/L	11/7/2022	EPA 8260
Dibromochloromethane	ND	1.0		µg/L	11/7/2022	EPA 8260

ALPHA ANALYTICAL INC.

Alpha Analytical, Inc.
255 Glendale Ave, #21
Sparks, Nevada 89431
TEL: (775) 355-1044 FAX: (775) 355-0406
Website: www.alpha-analytical.com

Analytical Report

WO#: **CHH2211048**
Report Date: **11/11/2022**

CLIENT: CH2M Hill
Project: DFSP Norwalk
Lab ID: 2211048-18
Client Sample ID PW-3

Collection Date: 11/1/2022 12:58:00 PM
Matrix: AQUEOUS

Analyses	Result	RL	Qual	Units	Date Analyzed	Method
1,2-Dibromoethane (EDB)	ND	2.0		µg/L	11/7/2022	EPA 8260
Tetrachloroethene	ND	1.0		µg/L	11/7/2022	EPA 8260
1,1,1,2-Tetrachloroethane	ND	1.0		µg/L	11/7/2022	EPA 8260
Chlorobenzene	ND	1.0		µg/L	11/7/2022	EPA 8260
Ethylbenzene	ND	0.50		µg/L	11/7/2022	EPA 8260
m,p-Xylene	ND	0.50		µg/L	11/7/2022	EPA 8260
Bromoform	ND	1.0		µg/L	11/7/2022	EPA 8260
Xylenes, Total	ND	0.50		µg/L	11/7/2022	EPA 8260
Styrene	ND	1.0		µg/L	11/7/2022	EPA 8260
o-Xylene	ND	0.50		µg/L	11/7/2022	EPA 8260
1,1,2,2-Tetrachloroethane	ND	1.0		µg/L	11/7/2022	EPA 8260
1,2,3-Trichloropropane	ND	2.0		µg/L	11/7/2022	EPA 8260
Isopropylbenzene	ND	1.0		µg/L	11/7/2022	EPA 8260
Bromobenzene	ND	1.0		µg/L	11/7/2022	EPA 8260
n-Propylbenzene	ND	1.0		µg/L	11/7/2022	EPA 8260
4-Chlorotoluene	ND	1.0		µg/L	11/7/2022	EPA 8260
2-Chlorotoluene	ND	1.0		µg/L	11/7/2022	EPA 8260
1,3,5-Trimethylbenzene	ND	1.0		µg/L	11/7/2022	EPA 8260
tert-Butylbenzene	ND	1.0		µg/L	11/7/2022	EPA 8260
1,2,4-Trimethylbenzene	ND	1.0		µg/L	11/7/2022	EPA 8260
sec-Butylbenzene	ND	1.0		µg/L	11/7/2022	EPA 8260
1,3-Dichlorobenzene	ND	1.0		µg/L	11/7/2022	EPA 8260
1,4-Dichlorobenzene	ND	1.0		µg/L	11/7/2022	EPA 8260
4-Isopropyltoluene	ND	1.0		µg/L	11/7/2022	EPA 8260
1,2-Dichlorobenzene	ND	1.0		µg/L	11/7/2022	EPA 8260
n-Butylbenzene	ND	1.0		µg/L	11/7/2022	EPA 8260
1,2-Dibromo-3-chloropropane (DBCP)	ND	5.0		µg/L	11/7/2022	EPA 8260
1,2,4-Trichlorobenzene	ND	2.0		µg/L	11/7/2022	EPA 8260
Naphthalene	ND	10		µg/L	11/7/2022	EPA 8260
1,2,3-Trichlorobenzene	ND	2.0		µg/L	11/7/2022	EPA 8260
Surr: 1,2-Dichloroethane-d4	117	70-130		%Rec	11/7/2022	EPA 8260
Surr: Toluene-d8	96	70-130		%Rec	11/7/2022	EPA 8260
Surr: 4-Bromofluorobenzene	98	70-130		%Rec	11/7/2022	EPA 8260

ALPHA ANALYTICAL INC.

Alpha Analytical, Inc.
255 Glendale Ave, #21
Sparks, Nevada 89431
TEL: (775) 355-1044 FAX: (775) 355-0406
Website: www.alpha-analytical.com

Analytical Report

WO#: **CHH2211048**
Report Date: **11/11/2022**

CLIENT: CH2M Hill
Collection Date: 11/1/2022 1:30:00 PM
Project: DFSP Norwalk
Lab ID: 2211048-19
Matrix: AQUEOUS
Client Sample ID EB-2

Analyses	Result	RL	Qual	Units	Date Analyzed	Method
TPH-E (DRO)	0.51	0.050	C	mg/L	11/8/2022	EPA 8015C
Surr: Nonane	100	63-125		%Rec	11/8/2022	EPA 8015C
TPH-P (GRO)	ND	0.050		mg/L	11/9/2022	EPA 8015C
Surr: 1,2-Dichloroethane-d4	101	70-130		%Rec	11/9/2022	EPA 8015C
Surr: Toluene-d8	100	70-130		%Rec	11/9/2022	EPA 8015C
Surr: 4-Bromofluorobenzene	99	70-130		%Rec	11/9/2022	EPA 8015C
Dichlorodifluoromethane	ND	1.0		µg/L	11/9/2022	EPA 8260
Chloromethane	ND	2.0		µg/L	11/9/2022	EPA 8260
Vinyl chloride	ND	0.50		µg/L	11/9/2022	EPA 8260
Chloroethane	ND	1.0		µg/L	11/9/2022	EPA 8260
Bromomethane	ND	2.0		µg/L	11/9/2022	EPA 8260
Trichlorofluoromethane	ND	10		µg/L	11/9/2022	EPA 8260
Acetone	ND	10		µg/L	11/9/2022	EPA 8260
1,1-Dichloroethene	ND	1.0		µg/L	11/9/2022	EPA 8260
Tertiary Butyl Alcohol (TBA)	ND	10		µg/L	11/9/2022	EPA 8260
Dichloromethane	ND	5.0		µg/L	11/9/2022	EPA 8260
Freon-113	ND	10		µg/L	11/9/2022	EPA 8260
Carbon disulfide	ND	2.5		µg/L	11/9/2022	EPA 8260
trans-1,2-Dichloroethene	ND	1.0		µg/L	11/9/2022	EPA 8260
Methyl tert-butyl ether (MTBE)	ND	0.50		µg/L	11/9/2022	EPA 8260
1,1-Dichloroethane	ND	1.0		µg/L	11/9/2022	EPA 8260
Vinyl acetate	ND	50		µg/L	11/9/2022	EPA 8260
2-Butanone (MEK)	ND	10		µg/L	11/9/2022	EPA 8260
Di-isopropyl Ether (DIPE)	ND	1.0		µg/L	11/9/2022	EPA 8260
cis-1,2-Dichloroethene	ND	1.0		µg/L	11/9/2022	EPA 8260
Bromochloromethane	ND	1.0		µg/L	11/9/2022	EPA 8260
Chloroform	ND	1.0		µg/L	11/9/2022	EPA 8260
Ethyl Tertiary Butyl Ether (ETBE)	ND	1.0		µg/L	11/9/2022	EPA 8260
2,2-Dichloropropane	ND	1.0		µg/L	11/9/2022	EPA 8260
1,2-Dichloroethane	ND	0.50		µg/L	11/9/2022	EPA 8260
1,1,1-Trichloroethane	ND	1.0		µg/L	11/9/2022	EPA 8260
1,1-Dichloropropene	ND	1.0		µg/L	11/9/2022	EPA 8260
Carbon tetrachloride	ND	1.0		µg/L	11/9/2022	EPA 8260
Benzene	ND	0.50		µg/L	11/9/2022	EPA 8260
Tertiary Amyl Methyl Ether (TAME)	ND	1.0		µg/L	11/9/2022	EPA 8260
Dibromomethane	ND	1.0		µg/L	11/9/2022	EPA 8260
1,2-Dichloropropane	ND	1.0		µg/L	11/9/2022	EPA 8260
Trichloroethene	ND	1.0		µg/L	11/9/2022	EPA 8260
Bromodichloromethane	ND	1.0		µg/L	11/9/2022	EPA 8260
4-Methyl-2-pentanone (MIBK)	ND	10		µg/L	11/9/2022	EPA 8260
cis-1,3-Dichloropropene	ND	0.50		µg/L	11/9/2022	EPA 8260
trans-1,3-Dichloropropene	ND	0.50		µg/L	11/9/2022	EPA 8260
1,1,2-Trichloroethane	ND	1.0		µg/L	11/9/2022	EPA 8260
Toluene	ND	0.50		µg/L	11/9/2022	EPA 8260
1,3-Dichloropropane	ND	1.0		µg/L	11/9/2022	EPA 8260
2-Hexanone	ND	5.0		µg/L	11/9/2022	EPA 8260
Dibromochloromethane	ND	1.0		µg/L	11/9/2022	EPA 8260

ALPHA ANALYTICAL INC.

Alpha Analytical, Inc.
255 Glendale Ave, #21
Sparks, Nevada 89431
TEL: (775) 355-1044 FAX: (775) 355-0406
Website: www.alpha-analytical.com

Analytical Report

WO#: **CHH2211048**
Report Date: **11/11/2022**

CLIENT: CH2M Hill
Collection Date: 11/1/2022 1:30:00 PM
Project: DFSP Norwalk
Lab ID: 2211048-19
Matrix: AQUEOUS
Client Sample ID EB-2

Analyses	Result	RL	Qual	Units	Date Analyzed	Method
1,2-Dibromoethane (EDB)	ND	2.0		µg/L	11/9/2022	EPA 8260
Tetrachloroethene	ND	1.0		µg/L	11/9/2022	EPA 8260
1,1,1,2-Tetrachloroethane	ND	1.0		µg/L	11/9/2022	EPA 8260
Chlorobenzene	ND	1.0		µg/L	11/9/2022	EPA 8260
Ethylbenzene	ND	0.50		µg/L	11/9/2022	EPA 8260
m,p-Xylene	ND	0.50		µg/L	11/9/2022	EPA 8260
Bromoform	ND	1.0		µg/L	11/9/2022	EPA 8260
Xylenes, Total	ND	0.50		µg/L	11/9/2022	EPA 8260
Styrene	ND	1.0		µg/L	11/9/2022	EPA 8260
o-Xylene	ND	0.50		µg/L	11/9/2022	EPA 8260
1,1,2,2-Tetrachloroethane	ND	1.0		µg/L	11/9/2022	EPA 8260
1,2,3-Trichloropropane	ND	2.0		µg/L	11/9/2022	EPA 8260
Isopropylbenzene	ND	1.0		µg/L	11/9/2022	EPA 8260
Bromobenzene	ND	1.0		µg/L	11/9/2022	EPA 8260
n-Propylbenzene	ND	1.0		µg/L	11/9/2022	EPA 8260
4-Chlorotoluene	ND	1.0		µg/L	11/9/2022	EPA 8260
2-Chlorotoluene	ND	1.0		µg/L	11/9/2022	EPA 8260
1,3,5-Trimethylbenzene	ND	1.0		µg/L	11/9/2022	EPA 8260
tert-Butylbenzene	ND	1.0		µg/L	11/9/2022	EPA 8260
1,2,4-Trimethylbenzene	ND	1.0		µg/L	11/9/2022	EPA 8260
sec-Butylbenzene	ND	1.0		µg/L	11/9/2022	EPA 8260
1,3-Dichlorobenzene	ND	1.0		µg/L	11/9/2022	EPA 8260
1,4-Dichlorobenzene	ND	1.0		µg/L	11/9/2022	EPA 8260
4-Isopropyltoluene	ND	1.0		µg/L	11/9/2022	EPA 8260
1,2-Dichlorobenzene	ND	1.0		µg/L	11/9/2022	EPA 8260
n-Butylbenzene	ND	1.0		µg/L	11/9/2022	EPA 8260
1,2-Dibromo-3-chloropropane (DBCP)	ND	5.0		µg/L	11/9/2022	EPA 8260
1,2,4-Trichlorobenzene	ND	2.0		µg/L	11/9/2022	EPA 8260
Naphthalene	ND	10		µg/L	11/9/2022	EPA 8260
1,2,3-Trichlorobenzene	ND	2.0		µg/L	11/9/2022	EPA 8260
Surr: 1,2-Dichloroethane-d4	101	70-130		%Rec	11/9/2022	EPA 8260
Surr: Toluene-d8	100	70-130		%Rec	11/9/2022	EPA 8260
Surr: 4-Bromofluorobenzene	99	70-130		%Rec	11/9/2022	EPA 8260

ALPHA ANALYTICAL INC.

Alpha Analytical, Inc.
255 Glendale Ave, #21
Sparks, Nevada 89431
TEL: (775) 355-1044 FAX: (775) 355-0406
Website: www.alpha-analytical.com

Analytical Report

WO#: **CHH2211048**
Report Date: **11/11/2022**

CLIENT: CH2M Hill
Collection Date: 11/1/2022 7:00:00 AM
Project: DFSP Norwalk
Lab ID: 2211048-20
Matrix: AQUEOUS
Client Sample ID TB-2

Analyses	Result	RL	Qual	Units	Date Analyzed	Method
Dichlorodifluoromethane	ND	1.0		µg/L	11/7/2022	EPA 8260
Chloromethane	ND	2.0		µg/L	11/7/2022	EPA 8260
Vinyl chloride	ND	0.50		µg/L	11/7/2022	EPA 8260
Chloroethane	ND	1.0		µg/L	11/7/2022	EPA 8260
Bromomethane	ND	2.0		µg/L	11/7/2022	EPA 8260
Trichlorofluoromethane	ND	10		µg/L	11/7/2022	EPA 8260
Acetone	ND	10		µg/L	11/7/2022	EPA 8260
1,1-Dichloroethene	ND	1.0		µg/L	11/7/2022	EPA 8260
Tertiary Butyl Alcohol (TBA)	ND	10		µg/L	11/7/2022	EPA 8260
Dichloromethane	ND	5.0		µg/L	11/7/2022	EPA 8260
Freon-113	ND	10		µg/L	11/7/2022	EPA 8260
Carbon disulfide	ND	2.5		µg/L	11/7/2022	EPA 8260
trans-1,2-Dichloroethene	ND	1.0		µg/L	11/7/2022	EPA 8260
Methyl tert-butyl ether (MTBE)	ND	0.50		µg/L	11/7/2022	EPA 8260
1,1-Dichloroethane	ND	1.0		µg/L	11/7/2022	EPA 8260
Vinyl acetate	ND	50		µg/L	11/7/2022	EPA 8260
2-Butanone (MEK)	ND	10		µg/L	11/7/2022	EPA 8260
Di-isopropyl Ether (DIPE)	ND	1.0		µg/L	11/7/2022	EPA 8260
cis-1,2-Dichloroethene	ND	1.0		µg/L	11/7/2022	EPA 8260
Bromochloromethane	ND	1.0		µg/L	11/7/2022	EPA 8260
Chloroform	ND	1.0		µg/L	11/7/2022	EPA 8260
Ethyl Tertiary Butyl Ether (ETBE)	ND	1.0		µg/L	11/7/2022	EPA 8260
2,2-Dichloropropane	ND	1.0		µg/L	11/7/2022	EPA 8260
1,2-Dichloroethane	ND	0.50		µg/L	11/7/2022	EPA 8260
1,1,1-Trichloroethane	ND	1.0		µg/L	11/7/2022	EPA 8260
1,1-Dichloropropene	ND	1.0		µg/L	11/7/2022	EPA 8260
Carbon tetrachloride	ND	1.0		µg/L	11/7/2022	EPA 8260
Benzene	ND	0.50		µg/L	11/7/2022	EPA 8260
Tertiary Amyl Methyl Ether (TAME)	ND	1.0		µg/L	11/7/2022	EPA 8260
Dibromomethane	ND	1.0		µg/L	11/7/2022	EPA 8260
1,2-Dichloropropane	ND	1.0		µg/L	11/7/2022	EPA 8260
Trichloroethene	ND	1.0		µg/L	11/7/2022	EPA 8260
Bromodichloromethane	ND	1.0		µg/L	11/7/2022	EPA 8260
4-Methyl-2-pentanone (MIBK)	ND	10		µg/L	11/7/2022	EPA 8260
cis-1,3-Dichloropropene	ND	0.50		µg/L	11/7/2022	EPA 8260
trans-1,3-Dichloropropene	ND	0.50		µg/L	11/7/2022	EPA 8260
1,1,2-Trichloroethane	ND	1.0		µg/L	11/7/2022	EPA 8260
Toluene	ND	0.50		µg/L	11/7/2022	EPA 8260
1,3-Dichloropropane	ND	1.0		µg/L	11/7/2022	EPA 8260
2-Hexanone	ND	5.0		µg/L	11/7/2022	EPA 8260
Dibromochloromethane	ND	1.0		µg/L	11/7/2022	EPA 8260
1,2-Dibromoethane (EDB)	ND	2.0		µg/L	11/7/2022	EPA 8260
Tetrachloroethene	ND	1.0		µg/L	11/7/2022	EPA 8260
1,1,1,2-Tetrachloroethane	ND	1.0		µg/L	11/7/2022	EPA 8260
Chlorobenzene	ND	1.0		µg/L	11/7/2022	EPA 8260
Ethylbenzene	ND	0.50		µg/L	11/7/2022	EPA 8260
m,p-Xylene	ND	0.50		µg/L	11/7/2022	EPA 8260
Bromoform	ND	1.0		µg/L	11/7/2022	EPA 8260

ALPHA ANALYTICAL INC.

Alpha Analytical, Inc.
255 Glendale Ave, #21
Sparks, Nevada 89431
TEL: (775) 355-1044 FAX: (775) 355-0406
Website: www.alpha-analytical.com

Analytical Report

WO#: **CHH2211048**
Report Date: **11/11/2022**

CLIENT: CH2M Hill
Collection Date: 11/1/2022 7:00:00 AM
Project: DFSP Norwalk
Lab ID: 2211048-20
Matrix: AQUEOUS
Client Sample ID TB-2

Analyses	Result	RL	Qual	Units	Date Analyzed	Method
Xylenes, Total	ND	0.50		µg/L	11/7/2022	EPA 8260
Styrene	ND	1.0		µg/L	11/7/2022	EPA 8260
o-Xylene	ND	0.50		µg/L	11/7/2022	EPA 8260
1,1,2,2-Tetrachloroethane	ND	1.0		µg/L	11/7/2022	EPA 8260
1,2,3-Trichloropropane	ND	2.0		µg/L	11/7/2022	EPA 8260
Isopropylbenzene	ND	1.0		µg/L	11/7/2022	EPA 8260
Bromobenzene	ND	1.0		µg/L	11/7/2022	EPA 8260
n-Propylbenzene	ND	1.0		µg/L	11/7/2022	EPA 8260
4-Chlorotoluene	ND	1.0		µg/L	11/7/2022	EPA 8260
2-Chlorotoluene	ND	1.0		µg/L	11/7/2022	EPA 8260
1,3,5-Trimethylbenzene	ND	1.0		µg/L	11/7/2022	EPA 8260
tert-Butylbenzene	ND	1.0		µg/L	11/7/2022	EPA 8260
1,2,4-Trimethylbenzene	ND	1.0		µg/L	11/7/2022	EPA 8260
sec-Butylbenzene	ND	1.0		µg/L	11/7/2022	EPA 8260
1,3-Dichlorobenzene	ND	1.0		µg/L	11/7/2022	EPA 8260
1,4-Dichlorobenzene	ND	1.0		µg/L	11/7/2022	EPA 8260
4-Isopropyltoluene	ND	1.0		µg/L	11/7/2022	EPA 8260
1,2-Dichlorobenzene	ND	1.0		µg/L	11/7/2022	EPA 8260
n-Butylbenzene	ND	1.0		µg/L	11/7/2022	EPA 8260
1,2-Dibromo-3-chloropropane (DBCP)	ND	5.0		µg/L	11/7/2022	EPA 8260
1,2,4-Trichlorobenzene	ND	2.0		µg/L	11/7/2022	EPA 8260
Naphthalene	ND	10		µg/L	11/7/2022	EPA 8260
1,2,3-Trichlorobenzene	ND	2.0		µg/L	11/7/2022	EPA 8260
Surr: 1,2-Dichloroethane-d4	120	70-130		%Rec	11/7/2022	EPA 8260
Surr: Toluene-d8	92	70-130		%Rec	11/7/2022	EPA 8260
Surr: 4-Bromofluorobenzene	102	70-130		%Rec	11/7/2022	EPA 8260

ALPHA ANALYTICAL INC.

Alpha Analytical, Inc.
255 Glendale Ave, #21
Sparks, Nevada 89431
TEL: (775) 355-1044 FAX: (775) 355-0406
Website: www.alpha-analytical.com

Analytical Report

WO#: **CHH2211048**
Report Date: **11/11/2022**

CLIENT: CH2M Hill
Collection Date: 11/1/2022 9:02:00 AM
Project: DFSP Norwalk
Lab ID: 2211048-21
Matrix: AQUEOUS
Client Sample ID EXP-1

Analyses	Result	RL	Qual	Units	Date Analyzed	Method
TPH-E (DRO)	0.11	0.050	C	mg/L	11/8/2022	EPA 8015C
Surr: Nonane	99	63-125		%Rec	11/8/2022	EPA 8015C
TPH-P (GRO)	ND	0.050		mg/L	11/9/2022	EPA 8015C
Surr: 1,2-Dichloroethane-d4	99	70-130		%Rec	11/9/2022	EPA 8015C
Surr: Toluene-d8	101	70-130		%Rec	11/9/2022	EPA 8015C
Surr: 4-Bromofluorobenzene	97	70-130		%Rec	11/9/2022	EPA 8015C
Dichlorodifluoromethane	ND	1.0		µg/L	11/9/2022	EPA 8260
Chloromethane	ND	2.0		µg/L	11/9/2022	EPA 8260
Vinyl chloride	ND	0.50		µg/L	11/9/2022	EPA 8260
Chloroethane	ND	1.0		µg/L	11/9/2022	EPA 8260
Bromomethane	ND	2.0		µg/L	11/9/2022	EPA 8260
Trichlorofluoromethane	ND	10		µg/L	11/9/2022	EPA 8260
Acetone	17	10		µg/L	11/9/2022	EPA 8260
1,1-Dichloroethene	ND	1.0		µg/L	11/9/2022	EPA 8260
Tertiary Butyl Alcohol (TBA)	ND	10		µg/L	11/9/2022	EPA 8260
Dichloromethane	ND	5.0		µg/L	11/9/2022	EPA 8260
Freon-113	ND	10		µg/L	11/9/2022	EPA 8260
Carbon disulfide	ND	2.5		µg/L	11/9/2022	EPA 8260
trans-1,2-Dichloroethene	ND	1.0		µg/L	11/9/2022	EPA 8260
Methyl tert-butyl ether (MTBE)	ND	0.50		µg/L	11/9/2022	EPA 8260
1,1-Dichloroethane	ND	1.0		µg/L	11/9/2022	EPA 8260
Vinyl acetate	ND	50		µg/L	11/9/2022	EPA 8260
2-Butanone (MEK)	ND	10		µg/L	11/9/2022	EPA 8260
Di-isopropyl Ether (DIPE)	ND	1.0		µg/L	11/9/2022	EPA 8260
cis-1,2-Dichloroethene	ND	1.0		µg/L	11/9/2022	EPA 8260
Bromochloromethane	ND	1.0		µg/L	11/9/2022	EPA 8260
Chloroform	ND	1.0		µg/L	11/9/2022	EPA 8260
Ethyl Tertiary Butyl Ether (ETBE)	ND	1.0		µg/L	11/9/2022	EPA 8260
2,2-Dichloropropane	ND	1.0		µg/L	11/9/2022	EPA 8260
1,2-Dichloroethane	ND	0.50		µg/L	11/9/2022	EPA 8260
1,1,1-Trichloroethane	ND	1.0		µg/L	11/9/2022	EPA 8260
1,1-Dichloropropene	ND	1.0		µg/L	11/9/2022	EPA 8260
Carbon tetrachloride	ND	1.0		µg/L	11/9/2022	EPA 8260
Benzene	ND	0.50		µg/L	11/9/2022	EPA 8260
Tertiary Amyl Methyl Ether (TAME)	ND	1.0		µg/L	11/9/2022	EPA 8260
Dibromomethane	ND	1.0		µg/L	11/9/2022	EPA 8260
1,2-Dichloropropane	ND	1.0		µg/L	11/9/2022	EPA 8260
Trichloroethene	ND	1.0		µg/L	11/9/2022	EPA 8260
Bromodichloromethane	ND	1.0		µg/L	11/9/2022	EPA 8260
4-Methyl-2-pentanone (MIBK)	ND	10		µg/L	11/9/2022	EPA 8260
cis-1,3-Dichloropropene	ND	0.50		µg/L	11/9/2022	EPA 8260
trans-1,3-Dichloropropene	ND	0.50		µg/L	11/9/2022	EPA 8260
1,1,2-Trichloroethane	ND	1.0		µg/L	11/9/2022	EPA 8260
Toluene	ND	0.50		µg/L	11/9/2022	EPA 8260
1,3-Dichloropropane	ND	1.0		µg/L	11/9/2022	EPA 8260
2-Hexanone	ND	5.0		µg/L	11/9/2022	EPA 8260
Dibromochloromethane	ND	1.0		µg/L	11/9/2022	EPA 8260

Alpha Analytical, Inc.
255 Glendale Ave, #21
Sparks, Nevada 89431
TEL: (775) 355-1044 FAX: (775) 355-0406
Website: www.alpha-analytical.com

Analytical Report

WO#: **CHH2211048**
Report Date: **11/11/2022**

CLIENT: CH2M Hill
Collection Date: 11/1/2022 9:02:00 AM
Project: DFSP Norwalk
Lab ID: 2211048-21
Matrix: AQUEOUS
Client Sample ID EXP-1

Analyses	Result	RL	Qual	Units	Date Analyzed	Method
1,2-Dibromoethane (EDB)	ND	2.0		µg/L	11/9/2022	EPA 8260
Tetrachloroethene	ND	1.0		µg/L	11/9/2022	EPA 8260
1,1,1,2-Tetrachloroethane	ND	1.0		µg/L	11/9/2022	EPA 8260
Chlorobenzene	ND	1.0		µg/L	11/9/2022	EPA 8260
Ethylbenzene	ND	0.50		µg/L	11/9/2022	EPA 8260
m,p-Xylene	ND	0.50		µg/L	11/9/2022	EPA 8260
Bromoform	ND	1.0		µg/L	11/9/2022	EPA 8260
Xylenes, Total	ND	0.50		µg/L	11/9/2022	EPA 8260
Styrene	ND	1.0		µg/L	11/9/2022	EPA 8260
o-Xylene	ND	0.50		µg/L	11/9/2022	EPA 8260
1,1,2,2-Tetrachloroethane	ND	1.0		µg/L	11/9/2022	EPA 8260
1,2,3-Trichloropropane	ND	2.0		µg/L	11/9/2022	EPA 8260
Isopropylbenzene	ND	1.0		µg/L	11/9/2022	EPA 8260
Bromobenzene	ND	1.0		µg/L	11/9/2022	EPA 8260
n-Propylbenzene	ND	1.0		µg/L	11/9/2022	EPA 8260
4-Chlorotoluene	ND	1.0		µg/L	11/9/2022	EPA 8260
2-Chlorotoluene	ND	1.0		µg/L	11/9/2022	EPA 8260
1,3,5-Trimethylbenzene	ND	1.0		µg/L	11/9/2022	EPA 8260
tert-Butylbenzene	ND	1.0		µg/L	11/9/2022	EPA 8260
1,2,4-Trimethylbenzene	ND	1.0		µg/L	11/9/2022	EPA 8260
sec-Butylbenzene	ND	1.0		µg/L	11/9/2022	EPA 8260
1,3-Dichlorobenzene	ND	1.0		µg/L	11/9/2022	EPA 8260
1,4-Dichlorobenzene	ND	1.0		µg/L	11/9/2022	EPA 8260
4-Isopropyltoluene	ND	1.0		µg/L	11/9/2022	EPA 8260
1,2-Dichlorobenzene	ND	1.0		µg/L	11/9/2022	EPA 8260
n-Butylbenzene	ND	1.0		µg/L	11/9/2022	EPA 8260
1,2-Dibromo-3-chloropropane (DBCP)	ND	5.0		µg/L	11/9/2022	EPA 8260
1,2,4-Trichlorobenzene	ND	2.0		µg/L	11/9/2022	EPA 8260
Naphthalene	ND	10		µg/L	11/9/2022	EPA 8260
1,2,3-Trichlorobenzene	ND	2.0		µg/L	11/9/2022	EPA 8260
Surr: 1,2-Dichloroethane-d4	99	70-130		%Rec	11/9/2022	EPA 8260
Surr: Toluene-d8	101	70-130		%Rec	11/9/2022	EPA 8260
Surr: 4-Bromofluorobenzene	97	70-130		%Rec	11/9/2022	EPA 8260

ALPHA ANALYTICAL INC.

Alpha Analytical, Inc.
255 Glendale Ave, #21
Sparks, Nevada 89431
TEL: (775) 355-1044 FAX: (775) 355-0406
Website: www.alpha-analytical.com

Analytical Report

WO#: **CHH2211048**
Report Date: **11/11/2022**

CLIENT: CH2M Hill
Collection Date: 10/31/2022 1:20:00 PM
Project: DFSP Norwalk
Lab ID: 2211048-22
Matrix: AQUEOUS
Client Sample ID EXP-3

Analyses	Result	RL	Qual	Units	Date Analyzed	Method
TPH-E (DRO)	0.052	0.050	C	mg/L	11/8/2022	EPA 8015C
Surr: Nonane	99	63-125		%Rec	11/8/2022	EPA 8015C
TPH-P (GRO)	ND	0.050		mg/L	11/9/2022	EPA 8015C
Surr: 1,2-Dichloroethane-d4	101	70-130		%Rec	11/9/2022	EPA 8015C
Surr: Toluene-d8	100	70-130		%Rec	11/9/2022	EPA 8015C
Surr: 4-Bromofluorobenzene	96	70-130		%Rec	11/9/2022	EPA 8015C
Dichlorodifluoromethane	ND	1.0		µg/L	11/9/2022	EPA 8260
Chloromethane	ND	2.0		µg/L	11/9/2022	EPA 8260
Vinyl chloride	ND	0.50		µg/L	11/9/2022	EPA 8260
Chloroethane	ND	1.0		µg/L	11/9/2022	EPA 8260
Bromomethane	ND	2.0		µg/L	11/9/2022	EPA 8260
Trichlorofluoromethane	ND	10		µg/L	11/9/2022	EPA 8260
Acetone	ND	10		µg/L	11/9/2022	EPA 8260
1,1-Dichloroethene	ND	1.0		µg/L	11/9/2022	EPA 8260
Tertiary Butyl Alcohol (TBA)	ND	10		µg/L	11/9/2022	EPA 8260
Dichloromethane	ND	5.0		µg/L	11/9/2022	EPA 8260
Freon-113	ND	10		µg/L	11/9/2022	EPA 8260
Carbon disulfide	ND	2.5		µg/L	11/9/2022	EPA 8260
trans-1,2-Dichloroethene	ND	1.0		µg/L	11/9/2022	EPA 8260
Methyl tert-butyl ether (MTBE)	ND	0.50		µg/L	11/9/2022	EPA 8260
1,1-Dichloroethane	ND	1.0		µg/L	11/9/2022	EPA 8260
Vinyl acetate	ND	50		µg/L	11/9/2022	EPA 8260
2-Butanone (MEK)	ND	10		µg/L	11/9/2022	EPA 8260
Di-isopropyl Ether (DIPE)	ND	1.0		µg/L	11/9/2022	EPA 8260
cis-1,2-Dichloroethene	ND	1.0		µg/L	11/9/2022	EPA 8260
Bromochloromethane	ND	1.0		µg/L	11/9/2022	EPA 8260
Chloroform	ND	1.0		µg/L	11/9/2022	EPA 8260
Ethyl Tertiary Butyl Ether (ETBE)	ND	1.0		µg/L	11/9/2022	EPA 8260
2,2-Dichloropropane	ND	1.0		µg/L	11/9/2022	EPA 8260
1,2-Dichloroethane	ND	0.50		µg/L	11/9/2022	EPA 8260
1,1,1-Trichloroethane	ND	1.0		µg/L	11/9/2022	EPA 8260
1,1-Dichloropropene	ND	1.0		µg/L	11/9/2022	EPA 8260
Carbon tetrachloride	ND	1.0		µg/L	11/9/2022	EPA 8260
Benzene	ND	0.50		µg/L	11/9/2022	EPA 8260
Tertiary Amyl Methyl Ether (TAME)	ND	1.0		µg/L	11/9/2022	EPA 8260
Dibromomethane	ND	1.0		µg/L	11/9/2022	EPA 8260
1,2-Dichloropropane	ND	1.0		µg/L	11/9/2022	EPA 8260
Trichloroethene	ND	1.0		µg/L	11/9/2022	EPA 8260
Bromodichloromethane	ND	1.0		µg/L	11/9/2022	EPA 8260
4-Methyl-2-pentanone (MIBK)	ND	10		µg/L	11/9/2022	EPA 8260
cis-1,3-Dichloropropene	ND	0.50		µg/L	11/9/2022	EPA 8260
trans-1,3-Dichloropropene	ND	0.50		µg/L	11/9/2022	EPA 8260
1,1,2-Trichloroethane	ND	1.0		µg/L	11/9/2022	EPA 8260
Toluene	ND	0.50		µg/L	11/9/2022	EPA 8260
1,3-Dichloropropane	ND	1.0		µg/L	11/9/2022	EPA 8260
2-Hexanone	ND	5.0		µg/L	11/9/2022	EPA 8260
Dibromochloromethane	ND	1.0		µg/L	11/9/2022	EPA 8260

ALPHA ANALYTICAL INC.

Alpha Analytical, Inc.
255 Glendale Ave, #21
Sparks, Nevada 89431
TEL: (775) 355-1044 FAX: (775) 355-0406
Website: www.alpha-analytical.com

Analytical Report

WO#: **CHH2211048**
Report Date: **11/11/2022**

CLIENT: CH2M Hill
Project: DFSP Norwalk
Lab ID: 2211048-22
Client Sample ID EXP-3

Collection Date: 10/31/2022 1:20:00 PM
Matrix: AQUEOUS

Analyses	Result	RL	Qual	Units	Date Analyzed	Method
1,2-Dibromoethane (EDB)	ND	2.0		µg/L	11/9/2022	EPA 8260
Tetrachloroethene	ND	1.0		µg/L	11/9/2022	EPA 8260
1,1,1,2-Tetrachloroethane	ND	1.0		µg/L	11/9/2022	EPA 8260
Chlorobenzene	ND	1.0		µg/L	11/9/2022	EPA 8260
Ethylbenzene	ND	0.50		µg/L	11/9/2022	EPA 8260
m,p-Xylene	ND	0.50		µg/L	11/9/2022	EPA 8260
Bromoform	ND	1.0		µg/L	11/9/2022	EPA 8260
Xylenes, Total	ND	0.50		µg/L	11/9/2022	EPA 8260
Styrene	ND	1.0		µg/L	11/9/2022	EPA 8260
o-Xylene	ND	0.50		µg/L	11/9/2022	EPA 8260
1,1,2,2-Tetrachloroethane	ND	1.0		µg/L	11/9/2022	EPA 8260
1,2,3-Trichloropropane	ND	2.0		µg/L	11/9/2022	EPA 8260
Isopropylbenzene	ND	1.0		µg/L	11/9/2022	EPA 8260
Bromobenzene	ND	1.0		µg/L	11/9/2022	EPA 8260
n-Propylbenzene	ND	1.0		µg/L	11/9/2022	EPA 8260
4-Chlorotoluene	ND	1.0		µg/L	11/9/2022	EPA 8260
2-Chlorotoluene	ND	1.0		µg/L	11/9/2022	EPA 8260
1,3,5-Trimethylbenzene	ND	1.0		µg/L	11/9/2022	EPA 8260
tert-Butylbenzene	ND	1.0		µg/L	11/9/2022	EPA 8260
1,2,4-Trimethylbenzene	ND	1.0		µg/L	11/9/2022	EPA 8260
sec-Butylbenzene	ND	1.0		µg/L	11/9/2022	EPA 8260
1,3-Dichlorobenzene	ND	1.0		µg/L	11/9/2022	EPA 8260
1,4-Dichlorobenzene	ND	1.0		µg/L	11/9/2022	EPA 8260
4-Isopropyltoluene	ND	1.0		µg/L	11/9/2022	EPA 8260
1,2-Dichlorobenzene	ND	1.0		µg/L	11/9/2022	EPA 8260
n-Butylbenzene	ND	1.0		µg/L	11/9/2022	EPA 8260
1,2-Dibromo-3-chloropropane (DBCP)	ND	5.0		µg/L	11/9/2022	EPA 8260
1,2,4-Trichlorobenzene	ND	2.0		µg/L	11/9/2022	EPA 8260
Naphthalene	ND	10		µg/L	11/9/2022	EPA 8260
1,2,3-Trichlorobenzene	ND	2.0		µg/L	11/9/2022	EPA 8260
Surr: 1,2-Dichloroethane-d4	101	70-130		%Rec	11/9/2022	EPA 8260
Surr: Toluene-d8	100	70-130		%Rec	11/9/2022	EPA 8260
Surr: 4-Bromofluorobenzene	96	70-130		%Rec	11/9/2022	EPA 8260

ALPHA ANALYTICAL INC.

Alpha Analytical, Inc.
255 Glendale Ave, #21
Sparks, Nevada 89431
TEL: (775) 355-1044 FAX: (775) 355-0406
Website: www.alpha-analytical.com

QC SUMMARY REPORT

WO#: **2211048**

11-Nov-22

Client: CH2M Hill
Project: DFSP Norwalk **TestCode:** **TPH/E_W**

Sample ID: **MB-17339** SampType: **MBLK** TestCode: **TPH/E_W** Units: **mg/L**
Client ID: **PBW** Batch ID: **17339** TestNo: **SW8015** **SW8015**
Prep Date: **11/7/2022** RunNo: **16030** SeqNo: **466028**
Analysis Date: **11/7/2022**

Analyte	Result	PQL	SPK Value	SPK Ref Val	%REC	LowLimit	HighLimit	RPD Ref Val	%RPD	RPDLimit	Qual
TPH-E (DRO)	ND	0.05									
Surr: Nonane	0.16		0.15		105	63	125				

Sample ID: **LCS-17339** SampType: **LCS** TestCode: **TPH/E_W** Units: **mg/L**
Client ID: **LCSW** Batch ID: **17339** TestNo: **SW8015** **SW8015**
Prep Date: **11/7/2022** RunNo: **16030** SeqNo: **466029**
Analysis Date: **11/7/2022**

Analyte	Result	PQL	SPK Value	SPK Ref Val	%REC	LowLimit	HighLimit	RPD Ref Val	%RPD	RPDLimit	Qual
TPH-E (DRO)	2.66	0.05	2.5	0	106	89.6	123				
Surr: Nonane	0.152		0.15		101	60	129				

Sample ID: **2211048-08AMSD** SampType: **MSD** TestCode: **TPH/E_W** Units: **mg/L**
Client ID: **EB-1MSD** Batch ID: **17339** TestNo: **SW8015** **SW8015**
Prep Date: **11/7/2022** RunNo: **16030** SeqNo: **466039**
Analysis Date: **11/7/2022**

Analyte	Result	PQL	SPK Value	SPK Ref Val	%REC	LowLimit	HighLimit	RPD Ref Val	%RPD	RPDLimit	Qual
TPH-E (DRO)	2.89	0.1	2.5	0	116	79	140	2.83	2.1	8	
Surr: Nonane	0.278		0.3		92.7	68.8	128	0.273	0	0	

Sample ID: **2211048-08AMS** SampType: **MS** TestCode: **TPH/E_W** Units: **mg/L**
Client ID: **EB-1MS** Batch ID: **17339** TestNo: **SW8015** **SW8015**
Prep Date: **11/7/2022** RunNo: **16030** SeqNo: **466038**
Analysis Date: **11/7/2022**

Analyte	Result	PQL	SPK Value	SPK Ref Val	%REC	LowLimit	HighLimit	RPD Ref Val	%RPD	RPDLimit	Qual
TPH-E (DRO)	2.83	0.1	2.5	0	113	79	140				
Surr: Nonane	0.273		0.3		91.0	68.8	128				

Qualifiers:

B	Analyte detected in the associated Method Blank
ND	Not Detected at the Reporting Limit
R	RPD outside accepted recovery limits
S	Spike Recovery outside accepted recovery limits

ALPHA ANALYTICAL INC.

Alpha Analytical, Inc.
255 Glendale Ave, #21
Sparks, Nevada 89431
TEL: (775) 355-1044 FAX: (775) 355-0406
Website: www.alpha-analytical.com

QC SUMMARY REPORT

WO#: **2211048**

11-Nov-22

Client: CH2M Hill
Project: DFSP Norwalk **TestCode:** **TPH/P_W**

Sample ID: **MB-17337** SampType: **MBLK** TestCode: **TPH/P_W** Units: **mg/L**
Client ID: **PBW** Batch ID: **A17337B** TestNo: **SW8015**
Prep Date: **11/7/2022** RunNo: **16022** SeqNo: **465612**
Analysis Date: **11/7/2022**

Analyte	Result	PQL	SPK Value	SPK Ref Val	%REC	LowLimit	HighLimit	RPD Ref Val	%RPD	RPDLimit	Qual
TPH-P (GRO)	ND	0.05									
Surr: 1,2-Dichloroethane-d4	0.012		0.01		119	69.51	130.49				
Surr: Toluene-d8	0.0094		0.01		94.3	69.51	130.49				
Surr: 4-Bromofluorobenzene	0.01		0.01		104	69.51	130.49				

Sample ID: **GLCS-17337** SampType: **GLCS** TestCode: **TPH/P_W** Units: **mg/L**
Client ID: **BatchQC** Batch ID: **A17337B** TestNo: **SW8015**
Prep Date: **11/7/2022** RunNo: **16022** SeqNo: **465611**
Analysis Date: **11/7/2022**

Analyte	Result	PQL	SPK Value	SPK Ref Val	%REC	LowLimit	HighLimit	RPD Ref Val	%RPD	RPDLimit	Qual
TPH-P (GRO)	0.431	0.05	0.4	0	108	73.9	126				
Surr: 1,2-Dichloroethane-d4	0.0115		0.01		115	69.51	130.49				
Surr: Toluene-d8	0.00908		0.01		90.8	69.51	130.49				
Surr: 4-Bromofluorobenzene	0.0096		0.01		96.0	69.51	130.49				

Sample ID: **2211048-08AGSD** SampType: **GSD** TestCode: **TPH/P_W** Units: **mg/L**
Client ID: **EB-1** Batch ID: **A17337B** TestNo: **SW8015**
Prep Date: **11/7/2022** RunNo: **16022** SeqNo: **465633**
Analysis Date: **11/7/2022**

Analyte	Result	PQL	SPK Value	SPK Ref Val	%REC	LowLimit	HighLimit	RPD Ref Val	%RPD	RPDLimit	Qual
TPH-P (GRO)	1.53	0.25	2	0	76.6	60	125	1.57	2.2	28	
Surr: 1,2-Dichloroethane-d4	0.0513		0.05		103	69.51	130.49	0.052	0	0	
Surr: Toluene-d8	0.05		0.05		100	69.51	130.49	0.0499	0	0	
Surr: 4-Bromofluorobenzene	0.0501		0.05		100	69.51	130.49	0.0512	0	0	

Sample ID: **2211048-08AGS** SampType: **GS** TestCode: **TPH/P_W** Units: **mg/L**
Client ID: **EB-1** Batch ID: **A17337B** TestNo: **SW8015**
Prep Date: **11/7/2022** RunNo: **16022** SeqNo: **465632**
Analysis Date: **11/7/2022**

Analyte	Result	PQL	SPK Value	SPK Ref Val	%REC	LowLimit	HighLimit	RPD Ref Val	%RPD	RPDLimit	Qual
TPH-P (GRO)	1.57	0.25	2	0	78.3	60	125				
Surr: 1,2-Dichloroethane-d4	0.052		0.05		104	69.51	130.49				
Surr: Toluene-d8	0.0499		0.05		99.8	69.51	130.49				
Surr: 4-Bromofluorobenzene	0.0512		0.05		102	69.51	130.49				

Qualifiers:

B	Analyte detected in the associated Method Blank
ND	Not Detected at the Reporting Limit
R	RPD outside accepted recovery limits
S	Spike Recovery outside accepted recovery limits

ALPHA ANALYTICAL INC.

Alpha Analytical, Inc.
255 Glendale Ave, #21
Sparks, Nevada 89431
TEL: (775) 355-1044 FAX: (775) 355-0406
Website: www.alpha-analytical.com

QC SUMMARY REPORT

WO#: **2211048**

11-Nov-22

Client: CH2M Hill
Project: DFSP Norwalk **TestCode:** **TPH/P_W**

Sample ID: **2211048-08AGS** SampType: **GS** TestCode: **TPH/P_W** Units: **mg/L**
Client ID: **EB-1** Batch ID: **A17337B** TestNo: **SW8015**
Prep Date: **11/7/2022** RunNo: **16022** SeqNo: **465632**
Analysis Date: **11/7/2022**

Analyte	Result	PQL	SPK Value	SPK Ref Val	%REC	LowLimit	HighLimit	RPD Ref Val	%RPD	RPDLimit	Qual

Sample ID: **MB-17367** SampType: **MBLK** TestCode: **TPH/P_W** Units: **mg/L**
Client ID: **PBW** Batch ID: **A17367B** TestNo: **SW8015**
Prep Date: **11/9/2022** RunNo: **16037** SeqNo: **466461**
Analysis Date: **11/9/2022**

Analyte	Result	PQL	SPK Value	SPK Ref Val	%REC	LowLimit	HighLimit	RPD Ref Val	%RPD	RPDLimit	Qual
TPH-P (GRO)	ND	0.05									
Surr: 1,2-Dichloroethane-d4	0.01		0.01		100	69.51	130.49				
Surr: Toluene-d8	0.01		0.01		100	69.51	130.49				
Surr: 4-Bromofluorobenzene	0.01		0.01		100	69.51	130.49				

Sample ID: **GLCS-17367** SampType: **GLCS** TestCode: **TPH/P_W** Units: **mg/L**
Client ID: **BatchQC** Batch ID: **A17367B** TestNo: **SW8015**
Prep Date: **11/9/2022** RunNo: **16037** SeqNo: **466460**
Analysis Date: **11/9/2022**

Analyte	Result	PQL	SPK Value	SPK Ref Val	%REC	LowLimit	HighLimit	RPD Ref Val	%RPD	RPDLimit	Qual
TPH-P (GRO)	0.401	0.05	0.4	0	100	73.9	126				
Surr: 1,2-Dichloroethane-d4	0.0126		0.01		126	69.51	130.49				
Surr: Toluene-d8	0.00918		0.01		91.8	69.51	130.49				
Surr: 4-Bromofluorobenzene	0.01		0.01		100	69.51	130.49				

Sample ID: **2211048-21AGSD** SampType: **GSD** TestCode: **TPH/P_W** Units: **mg/L**
Client ID: **EXP-1** Batch ID: **A17367B** TestNo: **SW8015**
Prep Date: **11/9/2022** RunNo: **16037** SeqNo: **466478**
Analysis Date: **11/9/2022**

Analyte	Result	PQL	SPK Value	SPK Ref Val	%REC	LowLimit	HighLimit	RPD Ref Val	%RPD	RPDLimit	Qual
TPH-P (GRO)	1.96	0.25	2	0	98.2	60	125	2	2	28	
Surr: 1,2-Dichloroethane-d4	0.0453		0.05		90.5	69.51	130.49	0.0482	0	0	
Surr: Toluene-d8	0.0509		0.05		102	69.51	130.49	0.0492	0	0	
Surr: 4-Bromofluorobenzene	0.0457		0.05		91.5	69.51	130.49	0.0456	0	0	

Qualifiers:

B	Analyte detected in the associated Method Blank
ND	Not Detected at the Reporting Limit
R	RPD outside accepted recovery limits
S	Spike Recovery outside accepted recovery limits

ALPHA ANALYTICAL INC.

Alpha Analytical, Inc.
255 Glendale Ave, #21
Sparks, Nevada 89431
TEL: (775) 355-1044 FAX: (775) 355-0406
Website: www.alpha-analytical.com

QC SUMMARY REPORT

WO#: **2211048**

11-Nov-22

Client: CH2M Hill
Project: DFSP Norwalk **TestCode:** **TPH/P_W**

Sample ID: **2211048-21AGS** SampType: **GS** TestCode: **TPH/P_W** Units: **mg/L**
Client ID: **EXP-1** Batch ID: **A17367B** TestNo: **SW8015**
Prep Date: **11/9/2022** RunNo: **16037** SeqNo: **466477**
Analysis Date: **11/9/2022**

Analyte	Result	PQL	SPK Value	SPK Ref Val	%REC	LowLimit	HighLimit	RPD Ref Val	%RPD	RPDLimit	Qual
TPH-P (GRO)	2	0.25	2	0	100	60	125				
Surr: 1,2-Dichloroethane-d4	0.0482		0.05		96.4	69.51	130.49				
Surr: Toluene-d8	0.0492		0.05		98.5	69.51	130.49				
Surr: 4-Bromofluorobenzene	0.0456		0.05		91.1	69.51	130.49				

Qualifiers:

B	Analyte detected in the associated Method Blank
ND	Not Detected at the Reporting Limit
R	RPD outside accepted recovery limits
S	Spike Recovery outside accepted recovery limits

ALPHA ANALYTICAL INC.

Alpha Analytical, Inc.
255 Glendale Ave, #21
Sparks, Nevada 89431
TEL: (775) 355-1044 FAX: (775) 355-0406
Website: www.alpha-analytical.com

QC SUMMARY REPORT

WO#: **2211048**

11-Nov-22

Client: CH2M Hill
Project: DFSP Norwalk **TestCode:** **VOC_W**

Sample ID: **MB-17337** SampType: **MBLK** TestCode: **VOC_W** Units: **µg/L**
Client ID: **PBW** Batch ID: **A17337** TestNo: **SW8260C**
Prep Date: **11/7/2022** RunNo: **16022** SeqNo: **465599**
Analysis Date: **11/7/2022**

Analyte	Result	PQL	SPK Value	SPK Ref Val	%REC	LowLimit	HighLimit	RPD Ref Val	%RPD	RPDLimit	Qual
Dichlorodifluoromethane	ND	1									
Chloromethane	ND	2									
Vinyl chloride	ND	1									
Chloroethane	ND	1									
Bromomethane	ND	2									
Trichlorofluoromethane	ND	1									
Acetone	ND	10									
1,1-Dichloroethene	ND	1									
Tertiary Butyl Alcohol (TBA)	ND	10									
Dichloromethane	ND	2									
Freon-113	ND	1									
Carbon disulfide	ND	2.5									
trans-1,2-Dichloroethene	ND	1									
Methyl tert-butyl ether (MTBE)	ND	0.5									
1,1-Dichloroethane	ND	1									
Vinyl acetate	ND	50									
2-Butanone (MEK)	ND	10									
Di-isopropyl Ether (DIPE)	ND	1									
cis-1,2-Dichloroethene	ND	1									
Bromochloromethane	ND	1									
Chloroform	ND	1									
Ethyl Tertiary Butyl Ether (ETBE)	ND	1									
2,2-Dichloropropane	ND	1									
1,2-Dichloroethane	ND	1									
1,1,1-Trichloroethane	ND	1									
1,1-Dichloropropene	ND	1									
Carbon tetrachloride	ND	1									
Benzene	ND	0.5									
Tertiary Amyl Methyl Ether (TAME)	ND	1									
Dibromomethane	ND	1									
1,2-Dichloropropane	ND	1									
Trichloroethene	ND	1									
Bromodichloromethane	ND	1									
4-Methyl-2-pentanone (MIBK)	ND	2.5									
cis-1,3-Dichloropropene	ND	1									
trans-1,3-Dichloropropene	ND	1									
1,1,2-Trichloroethane	ND	1									
Toluene	ND	0.5									
1,3-Dichloropropane	ND	1									
2-Hexanone	ND	5									

Qualifiers:

B	Analyte detected in the associated Method Blank
ND	Not Detected at the Reporting Limit
R	RPD outside accepted recovery limits
S	Spike Recovery outside accepted recovery limits

ALPHA ANALYTICAL INC.

Alpha Analytical, Inc.
255 Glendale Ave, #21
Sparks, Nevada 89431
TEL: (775) 355-1044 FAX: (775) 355-0406
Website: www.alpha-analytical.com

QC SUMMARY REPORT

WO#: **2211048**

11-Nov-22

Client: CH2M Hill
Project: DFSP Norwalk **TestCode:** **VOC_W**

Sample ID: **MB-17337** SampType: **MBLK** TestCode: **VOC_W** Units: **µg/L**
Client ID: **PBW** Batch ID: **A17337** TestNo: **SW8260C**
Prep Date: **11/7/2022** RunNo: **16022** SeqNo: **465599**
Analysis Date: **11/7/2022**

Analyte	Result	PQL	SPK Value	SPK Ref Val	%REC	LowLimit	HighLimit	RPD Ref Val	%RPD	RPDLimit	Qual
Dibromochloromethane	ND	1									
1,2-Dibromoethane (EDB)	ND	2									
Tetrachloroethene	ND	1									
1,1,1,2-Tetrachloroethane	ND	1									
Chlorobenzene	ND	1									
Ethylbenzene	ND	0.5									
m,p-Xylene	ND	0.5									
Bromoform	ND	1									
Xylenes, Total	ND	0.5									
Styrene	ND	1									
o-Xylene	ND	0.5									
1,1,2,2-Tetrachloroethane	ND	1									
1,2,3-Trichloropropane	ND	2									
Isopropylbenzene	ND	1									
Bromobenzene	ND	1									
n-Propylbenzene	ND	1									
4-Chlorotoluene	ND	1									
2-Chlorotoluene	ND	1									
1,3,5-Trimethylbenzene	ND	1									
tert-Butylbenzene	ND	1									
1,2,4-Trimethylbenzene	ND	1									
sec-Butylbenzene	ND	1									
1,3-Dichlorobenzene	ND	1									
1,4-Dichlorobenzene	ND	1									
4-Isopropyltoluene	ND	1									
1,2-Dichlorobenzene	ND	1									
n-Butylbenzene	ND	1									
1,2-Dibromo-3-chloropropane (DBCP)	ND	3									
1,2,4-Trichlorobenzene	ND	2									
Naphthalene	ND	2									
1,2,3-Trichlorobenzene	ND	2									
Surr: 1,2-Dichloroethane-d4	12		10		119	69.51	130.49				
Surr: Toluene-d8	9.4		10		94.3	69.51	130.49				
Surr: 4-Bromofluorobenzene	10		10		104	69.51	130.49				

Qualifiers:

B	Analyte detected in the associated Method Blank
ND	Not Detected at the Reporting Limit
R	RPD outside accepted recovery limits
S	Spike Recovery outside accepted recovery limits

ALPHA ANALYTICAL INC.

Alpha Analytical, Inc.
255 Glendale Ave, #21
Sparks, Nevada 89431
TEL: (775) 355-1044 FAX: (775) 355-0406
Website: www.alpha-analytical.com

QC SUMMARY REPORT

WO#: **2211048**

11-Nov-22

Client: CH2M Hill
Project: DFSP Norwalk **TestCode:** **VOC_W**

Sample ID: **LCS-17337** SampType: **LCS** TestCode: **VOC_W** Units: **µg/L**
Client ID: **LCSW** Batch ID: **A17337** TestNo: **SW8260C**
Prep Date: **11/7/2022** RunNo: **16022** SeqNo: **465598**
Analysis Date: **11/7/2022**

Analyte	Result	PQL	SPK Value	SPK Ref Val	%REC	LowLimit	HighLimit	RPD Ref Val	%RPD	RPDLimit	Qual
Dichlorodifluoromethane	11.2	1	10	0	112	16.9	124				
Chloromethane	9.56	2	10	0	95.6	25.9	136				
Vinyl chloride	8.27	1	10	0	82.7	47.8	132				
Chloroethane	12.6	1	10	0	126	62.3	169				
Bromomethane	6.87	2	10	0	68.7	33.8	135				
Trichlorofluoromethane	11.9	1	10	0	119	16.8	155				
Acetone	202	10	200	0	101	72	124				
1,1-Dichloroethene	10.5	1	10	0	105	65.2	129				
Tertiary Butyl Alcohol (TBA)	101	10	100	0	101	52.9	128.4				
Dichloromethane	9.63	2	10	0	96.3	65.2	129				
Freon-113	12	1	10	0	120	52.4	143				
trans-1,2-Dichloroethene	11.2	1	10	0	112	66.7	132				
Methyl tert-butyl ether (MTBE)	10.8	0.5	10	0	108	52.9	125				
1,1-Dichloroethane	10.5	1	10	0	105	66.6	129				
2-Butanone (MEK)	177	10	200	0	88.6	63.7	120.4				
Di-isopropyl Ether (DIPE)	10.6	1	10	0	106	63.6	131				
cis-1,2-Dichloroethene	8.88	1	10	0	88.8	59.2	131				
Bromochloromethane	9.25	1	10	0	92.5	65.9	121				
Chloroform	11	1	10	0	110	56.5	149				
Ethyl Tertiary Butyl Ether (ETBE)	10.4	1	10	0	104	44.6	136				
2,2-Dichloropropane	12.7	1	10	0	127	58.2	146				
1,2-Dichloroethane	11.5	1	10	0	115	73.4	120.4				
1,1,1-Trichloroethane	11.8	1	10	0	118	52.7	144				
1,1-Dichloropropene	9.94	1	10	0	99.4	85.6	131				
Carbon tetrachloride	11.8	1	10	0	118	30.9	175				
Benzene	9.35	0.5	10	0	93.5	79.5	120.4				
Tertiary Amyl Methyl Ether (TAME)	9.82	1	10	0	98.2	52.4	141				
Dibromomethane	10.3	1	10	0	103	78.5	120.4				
1,2-Dichloropropane	10.3	1	10	0	103	79.5	126				
Trichloroethene	9.93	1	10	0	99.3	69	120.4				
Bromodichloromethane	10.9	1	10	0	109	73.9	122				
4-Methyl-2-pentanone (MIBK)	23.3	2.5	25	0	93.2	66.4	122				
cis-1,3-Dichloropropene	9.73	1	10	0	97.3	78.7	120.4				
trans-1,3-Dichloropropene	10.1	1	10	0	101	70.2	120.4				
1,1,2-Trichloroethane	8.76	1	10	0	87.6	76.2	120.4				
Toluene	9.51	0.5	10	0	95.1	79.7	126				
1,3-Dichloropropane	9.72	1	10	0	97.2	71.7	131				
2-Hexanone	93.7	5	100	0	93.6	52.9	152				
Dibromochloromethane	10.3	1	10	0	103	79.5	120.4				
1,2-Dibromoethane (EDB)	17.8	2	20	0	89.0	76.4	120.4				

Qualifiers:

B	Analyte detected in the associated Method Blank
ND	Not Detected at the Reporting Limit
R	RPD outside accepted recovery limits
S	Spike Recovery outside accepted recovery limits

ALPHA ANALYTICAL INC.

Alpha Analytical, Inc.
255 Glendale Ave, #21
Sparks, Nevada 89431
TEL: (775) 355-1044 FAX: (775) 355-0406
Website: www.alpha-analytical.com

QC SUMMARY REPORT

WO#: **2211048**

11-Nov-22

Client: CH2M Hill
Project: DFSP Norwalk **TestCode:** **VOC_W**

Sample ID: **LCS-17337** SampType: **LCS** TestCode: **VOC_W** Units: **µg/L**
Client ID: **LCSW** Batch ID: **A17337** TestNo: **SW8260C**
Prep Date: **11/7/2022** RunNo: **16022** SeqNo: **465598**
Analysis Date: **11/7/2022**

Analyte	Result	PQL	SPK Value	SPK Ref Val	%REC	LowLimit	HighLimit	RPD Ref Val	%RPD	RPDLimit	Qual
Tetrachloroethene	8.66	1	10	0	86.6	64	123				
1,1,1,2-Tetrachloroethane	8.83	1	10	0	88.3	77.9	120.4				
Chlorobenzene	8.4	1	10	0	84.0	70.9	120.4				
Ethylbenzene	9.89	0.5	10	0	98.9	77.5	120.4				
m,p-Xylene	8.33	0.5	10	0	83.3	74.8	120.4				
Bromoform	9.39	1	10	0	93.9	51.3	120.4				
Xylenes, Total	16.6	0.5	20	0	83.3	77.6	120.4				
Styrene	8.39	1	10	0	83.9	71.9	120.4				
o-Xylene	8.32	0.5	10	0	83.2	79.1	120.4				
1,1,2,2-Tetrachloroethane	10	1	10	0	100	55.6	138				
1,2,3-Trichloropropane	20.4	2	20	0	102	73.4	120.4				
Isopropylbenzene	9.55	1	10	0	95.5	78.7	148				
Bromobenzene	8.62	1	10	0	86.2	79.5	121				
n-Propylbenzene	10.9	1	10	0	109	82.5	134				
4-Chlorotoluene	11	1	10	0	110	79.5	135				
2-Chlorotoluene	10.7	1	10	0	107	79.5	131				
1,3,5-Trimethylbenzene	9.71	1	10	0	97.1	79.5	135				
tert-Butylbenzene	9.43	1	10	0	94.3	79.5	139				
1,2,4-Trimethylbenzene	9.61	1	10	0	96.1	79.5	138				
sec-Butylbenzene	8.8	1	10	0	88.0	79.5	132				
1,3-Dichlorobenzene	10.3	1	10	0	103	79.5	125				
1,4-Dichlorobenzene	10.5	1	10	0	105	79.5	123				
4-Isopropyltoluene	9.38	1	10	0	93.8	79.5	130				
1,2-Dichlorobenzene	9.72	1	10	0	97.2	79.5	121				
n-Butylbenzene	9.89	1	10	0	98.9	79.5	136				
1,2-Dibromo-3-chloropropane (DBCP)	50.5	3	50	0	101	72.1	136				
1,2,4-Trichlorobenzene	8.62	2	10	0	86.2	73.3	126				
Naphthalene	8.75	2	10	0	87.5	47.2	142				
1,2,3-Trichlorobenzene	9.53	2	10	0	95.3	67.4	130				
Surr: 1,2-Dichloroethane-d4	12.3		10		123	69.51	130.5				
Surr: Toluene-d8	8.59		10		85.9	69.51	130.5				
Surr: 4-Bromofluorobenzene	8.82		10		88.2	69.51	130.5				

Sample ID: **2211048-08AMSD** SampType: **MSD** TestCode: **VOC_W** Units: **µg/L**
Client ID: **EB-1MSD** Batch ID: **A17337** TestNo: **SW8260C**
Prep Date: **11/9/2022** RunNo: **16022** SeqNo: **466408**
Analysis Date: **11/9/2022**

Analyte	Result	PQL	SPK Value	SPK Ref Val	%REC	LowLimit	HighLimit	RPD Ref Val	%RPD	RPDLimit	Qual

Qualifiers:

B	Analyte detected in the associated Method Blank
ND	Not Detected at the Reporting Limit
R	RPD outside accepted recovery limits
S	Spike Recovery outside accepted recovery limits

ALPHA ANALYTICAL INC.

Alpha Analytical, Inc.
255 Glendale Ave, #21
Sparks, Nevada 89431
TEL: (775) 355-1044 FAX: (775) 355-0406
Website: www.alpha-analytical.com

QC SUMMARY REPORT

WO#: **2211048**

11-Nov-22

Client: CH2M Hill
Project: DFSP Norwalk **TestCode:** **VOC_W**

Sample ID: **2211048-08AMSD** SampType: **MSD** TestCode: **VOC_W** Units: **µg/L**
Client ID: **EB-1MSD** Batch ID: **A17337** TestNo: **SW8260C**
Prep Date: **11/9/2022** RunNo: **16022** SeqNo: **466408**
Analysis Date: **11/9/2022**

Analyte	Result	PQL	SPK Value	SPK Ref Val	%REC	LowLimit	HighLimit	RPD Ref Val	%RPD	RPDLimit	Qual
Dichlorodifluoromethane	52.5	5	50	0	105	5.1	155	51.7	1.6	38	
Chloromethane	56.4	10	50	0	113	37.7	121	56.7	0.48	22.5	
Vinyl chloride	49.6	5	50	0	99.2	60.4	140	43.3	14	23.9	
Chloroethane	67.8	5	50	0	136	43.1	206	64	5.8	22.9	
Bromomethane	44.1	10	50	0	88.3	12.6	168	34.3	25	48	
Trichlorofluoromethane	44.7	5	50	0	89.3	58.6	163	43.9	1.6	33.3	
Acetone	892	50	1000	0	89.2	37.3	152	884	0.85	50	
1,1-Dichloroethene	43.1	5	50	0	86.3	69.8	158	39.8	8.1	21.7	
Tertiary Butyl Alcohol (TBA)	586	50	500	0	117	60.4	158	541	8	26.8	
Dichloromethane	38.7	10	50	0	77.4	71.7	132	37.8	2.4	20	
Freon-113	43.4	5	50	0	86.9	52.1	166	44	1.3	25.9	
trans-1,2-Dichloroethene	46.5	5	50	0	93.1	72	136	45.5	2.3	19.2	
Methyl tert-butyl ether (MTBE)	50.4	2.5	50	0	101	54.8	155	47.2	6.6	21.4	
1,1-Dichloroethane	49.9	5	50	0	99.8	76.9	140	47.5	5	18	
2-Butanone (MEK)	821	50	1000	0	82.1	73.7	142	782	4.9	20.9	
Di-isopropyl Ether (DIPE)	52.2	5	50	0	104	74.8	136	49.6	5	18.2	
cis-1,2-Dichloroethene	44.6	5	50	0	89.2	73.9	133	42	5.9	20.1	
Bromochloromethane	45	5	50	0	90.0	75.8	132	42.2	6.3	23.5	
Chloroform	49.5	5	50	0	98.9	74.3	130	47.8	3.3	18	
Ethyl Tertiary Butyl Ether (ETBE)	52.2	5	50	0	104	74.8	138	48.9	6.4	20.3	
2,2-Dichloropropane	56.7	5	50	0	113	53.9	146	55.3	2.6	52.3	
1,2-Dichloroethane	47.8	5	50	0	95.6	72.6	144	46.2	3.4	17.1	
1,1,1-Trichloroethane	52.2	5	50	0	104	70.2	138	50.3	3.7	22.2	
1,1-Dichloropropene	46.6	5	50	0	93.2	69.7	146	45	3.4	29.6	
Carbon tetrachloride	50.7	5	50	0	101	58.2	141	49.8	1.9	31.9	
Benzene	46.5	2.5	50	0	92.9	67.8	140	44.5	4.3	18.1	
Tertiary Amyl Methyl Ether (TAME)	50.9	5	50	0	102	72.3	144	48.5	5	20.6	
Dibromomethane	48.2	5	50	0	96.5	75.2	144	45.7	5.4	19.5	
1,2-Dichloropropane	45.1	5	50	0	90.1	75.3	144	43.6	3.3	19.7	
Trichloroethene	47.8	5	50	0	95.6	65.7	131	46.1	3.7	25.3	
Bromodichloromethane	49.4	5	50	0	98.9	70.2	141	47.8	3.4	20.5	
4-Methyl-2-pentanone (MIBK)	114	12.5	125	0	90.8	57.9	143	110	3.4	21.3	
cis-1,3-Dichloropropene	43.9	5	50	0	87.7	56.9	132	41.3	5.9	25.8	
trans-1,3-Dichloropropene	50.5	5	50	0	101	72	131	47.3	6.6	26.4	
1,1,2-Trichloroethane	46.9	5	50	0	93.8	74	130	43.1	8.6	21.9	
Toluene	44.9	2.5	50	0	89.7	67.2	131	43.4	3.3	18.3	
1,3-Dichloropropane	53.1	5	50	0	106	74.2	124	48.9	8.2	21.7	
2-Hexanone	504	25	500	0	101	66.7	135	469	7.2	20.9	
Dibromochloromethane	52.9	5	50	0	106	71.5	134	48.6	8.4	24.1	
1,2-Dibromoethane (EDB)	92.6	10	100	0	92.6	74.7	129	85.2	8.3	23.1	

Qualifiers:

B	Analyte detected in the associated Method Blank
ND	Not Detected at the Reporting Limit
R	RPD outside accepted recovery limits
S	Spike Recovery outside accepted recovery limits

ALPHA ANALYTICAL INC.

Alpha Analytical, Inc.
255 Glendale Ave, #21
Sparks, Nevada 89431
TEL: (775) 355-1044 FAX: (775) 355-0406
Website: www.alpha-analytical.com

QC SUMMARY REPORT

WO#: **2211048**

11-Nov-22

Client: CH2M Hill
Project: DFSP Norwalk **TestCode:** **VOC_W**

Sample ID: **2211048-08AMSD** SampType: **MSD** TestCode: **VOC_W** Units: **µg/L**
Client ID: **EB-1MSD** Batch ID: **A17337** TestNo: **SW8260C**
Prep Date: **11/9/2022** RunNo: **16022** SeqNo: **466408**
Analysis Date: **11/9/2022**

Analyte	Result	PQL	SPK Value	SPK Ref Val	%REC	LowLimit	HighLimit	RPD Ref Val	%RPD	RPDLimit	Qual
Tetrachloroethene	41.9	5	50	0	83.8	45.9	138	40.6	3.2	30.9	
1,1,1,2-Tetrachloroethane	43.4	5	50	0	86.8	75.7	125	40.8	6.2	22.6	
Chlorobenzene	41.8	5	50	0	83.7	73.7	120	38.7	7.7	23.1	
Ethylbenzene	49.2	2.5	50	0	98.3	70.3	122	46.3	5.9	25.3	
m,p-Xylene	43.4	2.5	50	0	86.8	52.9	136	40.7	6.3	26.6	
Bromoform	46.7	5	50	0	93.4	61.5	141	43.5	7	25	
Xylenes, Total	87.7	2.5	100	0	87.7	61	131	82.2	6.4	25.6	
Styrene	43.3	5	50	0	86.6	74	130	40.7	6.2	26	
o-Xylene	44.3	2.5	50	0	88.6	67.3	129	41.5	6.5	25	
1,1,2,2-Tetrachloroethane	51.6	5	50	0	103	62.4	153	48.2	6.8	24.6	
1,2,3-Trichloropropane	93.8	10	100	0	93.8	37.4	171	86.8	7.7	50	
Isopropylbenzene	48.8	5	50	0	97.6	63	132	46.2	5.4	33.1	
Bromobenzene	45.2	5	50	0	90.3	65.1	120	42.3	6.5	23.6	
n-Propylbenzene	53.4	5	50	0	107	58.2	128	50.7	5.2	32.4	
4-Chlorotoluene	54.3	5	50	0	109	63.9	127	50.6	7.2	29.1	
2-Chlorotoluene	53.3	5	50	0	107	63.2	126	49.5	7.5	28.9	
1,3,5-Trimethylbenzene	46.2	5	50	0	92.4	63.8	138	43.4	6.2	31.9	
tert-Butylbenzene	46.1	5	50	0	92.2	59.7	128	43.3	6.3	36.2	
1,2,4-Trimethylbenzene	46.8	5	50	0	93.5	65.1	135	44.1	5.9	28.8	
sec-Butylbenzene	44.4	5	50	0	88.7	55.5	128	41.2	7.3	40.9	
1,3-Dichlorobenzene	50.5	5	50	0	101	64.5	122	46.8	7.6	28.6	
1,4-Dichlorobenzene	52.5	5	50	0	105	63.7	121	48.6	7.6	27.7	
4-Isopropyltoluene	46.9	5	50	0	93.8	58	135	43.8	6.9	40.4	
1,2-Dichlorobenzene	47.7	5	50	0	95.4	66.7	122	44.5	6.9	24.5	
n-Butylbenzene	51.6	5	50	0	103	52.7	139	48.5	6.2	43.5	
1,2-Dibromo-3-chloropropane (DBCP)	294	15	250	0	118	59.1	143	267	9.6	24.9	
1,2,4-Trichlorobenzene	47.6	10	50	0	95.2	47.1	139	43.7	8.6	35	
Naphthalene	53.2	10	50	0	106	31.6	164	49.2	7.8	50	
1,2,3-Trichlorobenzene	52.6	10	50	0	105	17.7	171	47.7	9.7	57	
Surr: 1,2-Dichloroethane-d4	51.3		50		103	69.51	130.49	52.9	0	0	
Surr: Toluene-d8	47.4		50		94.8	69.51	130.49	46	0	0	
Surr: 4-Bromofluorobenzene	40.8		50		81.6	69.51	130.49	40.5	0	0	

Sample ID: **2211048-08AMS** SampType: **MS** TestCode: **VOC_W** Units: **µg/L**
Client ID: **EB-1MS** Batch ID: **A17337** TestNo: **SW8260C**
Prep Date: **11/9/2022** RunNo: **16022** SeqNo: **466407**
Analysis Date: **11/9/2022**

Analyte	Result	PQL	SPK Value	SPK Ref Val	%REC	LowLimit	HighLimit	RPD Ref Val	%RPD	RPDLimit	Qual

Qualifiers:

B	Analyte detected in the associated Method Blank
ND	Not Detected at the Reporting Limit
R	RPD outside accepted recovery limits
S	Spike Recovery outside accepted recovery limits

ALPHA ANALYTICAL INC.

Alpha Analytical, Inc.
255 Glendale Ave, #21
Sparks, Nevada 89431
TEL: (775) 355-1044 FAX: (775) 355-0406
Website: www.alpha-analytical.com

QC SUMMARY REPORT

WO#: **2211048**

11-Nov-22

Client: CH2M Hill
Project: DFSP Norwalk **TestCode:** **VOC_W**

Sample ID: **2211048-08AMS** SampType: **MS** TestCode: **VOC_W** Units: **µg/L**
Client ID: **EB-1MS** Batch ID: **A17337** TestNo: **SW8260C**
Prep Date: **11/9/2022** RunNo: **16022** SeqNo: **466407**
Analysis Date: **11/9/2022**

Analyte	Result	PQL	SPK Value	SPK Ref Val	%REC	LowLimit	HighLimit	RPD Ref Val	%RPD	RPDLimit	Qual
Dichlorodifluoromethane	51.7	5	50	0	103	5.1	155				
Chloromethane	56.7	10	50	0	113	37.7	121				
Vinyl chloride	43.3	5	50	0	86.6	60.4	140				
Chloroethane	64	5	50	0	128	43.1	206				
Bromomethane	34.3	10	50	0	68.7	12.6	168				
Trichlorofluoromethane	43.9	5	50	0	87.9	58.6	163				
Acetone	884	50	1000	0	88.4	37.3	152				
1,1-Dichloroethene	39.8	5	50	0	79.6	69.8	158				
Tertiary Butyl Alcohol (TBA)	541	50	500	0	108	60.4	158				
Dichloromethane	37.8	10	50	0	75.6	71.7	132				
Freon-113	44	5	50	0	88.0	52.1	166				
trans-1,2-Dichloroethene	45.5	5	50	0	90.9	72	136				
Methyl tert-butyl ether (MTBE)	47.2	2.5	50	0	94.4	54.8	155				
1,1-Dichloroethane	47.5	5	50	0	95.0	76.9	140				
2-Butanone (MEK)	782	50	1000	0	78.2	73.7	142				
Di-isopropyl Ether (DIPE)	49.6	5	50	0	99.3	74.8	136				
cis-1,2-Dichloroethene	42	5	50	0	84.1	73.9	133				
Bromochloromethane	42.2	5	50	0	84.4	75.8	132				
Chloroform	47.8	5	50	0	95.7	74.3	130				
Ethyl Tertiary Butyl Ether (ETBE)	48.9	5	50	0	97.9	74.8	138				
2,2-Dichloropropane	55.3	5	50	0	111	53.9	146				
1,2-Dichloroethane	46.2	5	50	0	92.4	72.6	144				
1,1,1-Trichloroethane	50.3	5	50	0	101	70.2	138				
1,1-Dichloropropene	45	5	50	0	90.0	69.7	146				
Carbon tetrachloride	49.8	5	50	0	99.6	58.2	141				
Benzene	44.5	2.5	50	0	89.0	67.8	140				
Tertiary Amyl Methyl Ether (TAME)	48.5	5	50	0	96.9	72.3	144				
Dibromomethane	45.7	5	50	0	91.4	75.2	144				
1,2-Dichloropropane	43.6	5	50	0	87.2	75.3	144				
Trichloroethene	46.1	5	50	0	92.1	65.7	131				
Bromodichloromethane	47.8	5	50	0	95.5	70.2	141				
4-Methyl-2-pentanone (MIBK)	110	12.5	125	0	87.8	57.9	143				
cis-1,3-Dichloropropene	41.3	5	50	0	82.7	56.9	132				
trans-1,3-Dichloropropene	47.3	5	50	0	94.6	72	131				
1,1,2-Trichloroethane	43.1	5	50	0	86.1	74	130				
Toluene	43.4	2.5	50	0	86.8	67.2	131				
1,3-Dichloropropane	48.9	5	50	0	97.8	74.2	124				
2-Hexanone	469	25	500	0	93.8	66.7	135				
Dibromochloromethane	48.6	5	50	0	97.2	71.5	134				
1,2-Dibromoethane (EDB)	85.2	10	100	0	85.2	74.7	129				

Qualifiers:

B	Analyte detected in the associated Method Blank
ND	Not Detected at the Reporting Limit
R	RPD outside accepted recovery limits
S	Spike Recovery outside accepted recovery limits

ALPHA ANALYTICAL INC.

Alpha Analytical, Inc.
255 Glendale Ave, #21
Sparks, Nevada 89431
TEL: (775) 355-1044 FAX: (775) 355-0406
Website: www.alpha-analytical.com

QC SUMMARY REPORT

WO#: **2211048**

11-Nov-22

Client: CH2M Hill
Project: DFSP Norwalk **TestCode:** **VOC_W**

Sample ID: **2211048-08AMS** SampType: **MS** TestCode: **VOC_W** Units: **µg/L**
Client ID: **EB-1MS** Batch ID: **A17337** TestNo: **SW8260C**
Prep Date: **11/9/2022** RunNo: **16022** SeqNo: **466407**
Analysis Date: **11/9/2022**

Analyte	Result	PQL	SPK Value	SPK Ref Val	%REC	LowLimit	HighLimit	RPD Ref Val	%RPD	RPDLimit	Qual
Tetrachloroethene	40.6	5	50	0	81.2	45.9	138				
1,1,1,2-Tetrachloroethane	40.8	5	50	0	81.6	75.7	125				
Chlorobenzene	38.7	5	50	0	77.5	73.7	120				
Ethylbenzene	46.3	2.5	50	0	92.7	70.3	122				
m,p-Xylene	40.7	2.5	50	0	81.5	52.9	136				
Bromoform	43.5	5	50	0	87.0	61.5	141				
Xylenes, Total	82.2	2.5	100	0	82.2	61	131				
Styrene	40.7	5	50	0	81.4	74	130				
o-Xylene	41.5	2.5	50	0	83.0	67.3	129				
1,1,2,2-Tetrachloroethane	48.2	5	50	0	96.3	62.4	153				
1,2,3-Trichloropropane	86.8	10	100	0	86.8	37.4	171				
Isopropylbenzene	46.2	5	50	0	92.4	63	132				
Bromobenzene	42.3	5	50	0	84.6	65.1	120				
n-Propylbenzene	50.7	5	50	0	101	58.2	128				
4-Chlorotoluene	50.6	5	50	0	101	63.9	127				
2-Chlorotoluene	49.5	5	50	0	99.0	63.2	126				
1,3,5-Trimethylbenzene	43.4	5	50	0	86.8	63.8	138				
tert-Butylbenzene	43.3	5	50	0	86.5	59.7	128				
1,2,4-Trimethylbenzene	44.1	5	50	0	88.2	65.1	135				
sec-Butylbenzene	41.2	5	50	0	82.5	55.5	128				
1,3-Dichlorobenzene	46.8	5	50	0	93.7	64.5	122				
1,4-Dichlorobenzene	48.6	5	50	0	97.3	63.7	121				
4-Isopropyltoluene	43.8	5	50	0	87.5	58	135				
1,2-Dichlorobenzene	44.5	5	50	0	89.1	66.7	122				
n-Butylbenzene	48.5	5	50	0	97.0	52.7	139				
1,2-Dibromo-3-chloropropane (DBCP)	267	15	250	0	107	59.1	143				
1,2,4-Trichlorobenzene	43.7	10	50	0	87.4	47.1	139				
Naphthalene	49.2	10	50	0	98.4	31.6	164				
1,2,3-Trichlorobenzene	47.7	10	50	0	95.5	17.7	171				
Surr: 1,2-Dichloroethane-d4	52.9		50		106	69.51	130.49				
Surr: Toluene-d8	46		50		91.9	69.51	130.49				
Surr: 4-Bromofluorobenzene	40.5		50		81.0	69.51	130.49				

Sample ID: **MB-17367** SampType: **MBLK** TestCode: **VOC_W** Units: **µg/L**
Client ID: **PBW** Batch ID: **A17367** TestNo: **SW8260C**
Prep Date: **11/9/2022** RunNo: **16037** SeqNo: **466459**
Analysis Date: **11/9/2022**

Analyte	Result	PQL	SPK Value	SPK Ref Val	%REC	LowLimit	HighLimit	RPD Ref Val	%RPD	RPDLimit	Qual

Qualifiers:

B	Analyte detected in the associated Method Blank
ND	Not Detected at the Reporting Limit
R	RPD outside accepted recovery limits
S	Spike Recovery outside accepted recovery limits

ALPHA ANALYTICAL INC.

Alpha Analytical, Inc.
255 Glendale Ave, #21
Sparks, Nevada 89431
TEL: (775) 355-1044 FAX: (775) 355-0406
Website: www.alpha-analytical.com

QC SUMMARY REPORT

WO#: **2211048**

11-Nov-22

Client: CH2M Hill
Project: DFSP Norwalk **TestCode:** **VOC_W**

Sample ID: **MB-17367** SampType: **MBLK** TestCode: **VOC_W** Units: **µg/L**
Client ID: **PBW** Batch ID: **A17367** TestNo: **SW8260C**
Prep Date: **11/9/2022** RunNo: **16037** SeqNo: **466459**
Analysis Date: **11/9/2022**

Analyte	Result	PQL	SPK Value	SPK Ref Val	%REC	LowLimit	HighLimit	RPD Ref Val	%RPD	RPDLimit	Qual
Dichlorodifluoromethane	ND	1									
Chloromethane	ND	2									
Vinyl chloride	ND	1									
Chloroethane	ND	1									
Bromomethane	ND	2									
Trichlorofluoromethane	ND	1									
Acetone	ND	10									
1,1-Dichloroethene	ND	1									
Tertiary Butyl Alcohol (TBA)	ND	10									
Dichloromethane	ND	2									
Freon-113	ND	1									
Carbon disulfide	ND	2.5									
trans-1,2-Dichloroethene	ND	1									
Methyl tert-butyl ether (MTBE)	ND	0.5									
1,1-Dichloroethane	ND	1									
Vinyl acetate	ND	50									
2-Butanone (MEK)	ND	10									
Di-isopropyl Ether (DIPE)	ND	1									
cis-1,2-Dichloroethene	ND	1									
Bromochloromethane	ND	1									
Chloroform	ND	1									
Ethyl Tertiary Butyl Ether (ETBE)	ND	1									
2,2-Dichloropropane	ND	1									
1,2-Dichloroethane	ND	1									
1,1,1-Trichloroethane	ND	1									
1,1-Dichloropropene	ND	1									
Carbon tetrachloride	ND	1									
Benzene	ND	0.5									
Tertiary Amyl Methyl Ether (TAME)	ND	1									
Dibromomethane	ND	1									
1,2-Dichloropropane	ND	1									
Trichloroethene	ND	1									
Bromodichloromethane	ND	1									
4-Methyl-2-pentanone (MIBK)	ND	2.5									
cis-1,3-Dichloropropene	ND	1									
trans-1,3-Dichloropropene	ND	1									
1,1,2-Trichloroethane	ND	1									
Toluene	ND	0.5									
1,3-Dichloropropane	ND	1									
2-Hexanone	ND	5									

Qualifiers:

B	Analyte detected in the associated Method Blank
ND	Not Detected at the Reporting Limit
R	RPD outside accepted recovery limits
S	Spike Recovery outside accepted recovery limits

ALPHA ANALYTICAL INC.

Alpha Analytical, Inc.
255 Glendale Ave, #21
Sparks, Nevada 89431
TEL: (775) 355-1044 FAX: (775) 355-0406
Website: www.alpha-analytical.com

QC SUMMARY REPORT

WO#: **2211048**

11-Nov-22

Client: CH2M Hill
Project: DFSP Norwalk **TestCode:** **VOC_W**

Sample ID: **MB-17367** SampType: **MBLK** TestCode: **VOC_W** Units: **µg/L**
Client ID: **PBW** Batch ID: **A17367** TestNo: **SW8260C**
Prep Date: **11/9/2022** RunNo: **16037** SeqNo: **466459**
Analysis Date: **11/9/2022**

Analyte	Result	PQL	SPK Value	SPK Ref Val	%REC	LowLimit	HighLimit	RPD Ref Val	%RPD	RPDLimit	Qual
Dibromochloromethane	ND	1									
1,2-Dibromoethane (EDB)	ND	2									
Tetrachloroethene	ND	1									
1,1,1,2-Tetrachloroethane	ND	1									
Chlorobenzene	ND	1									
Ethylbenzene	ND	0.5									
m,p-Xylene	ND	0.5									
Bromoform	ND	1									
Xylenes, Total	ND	0.5									
Styrene	ND	1									
o-Xylene	ND	0.5									
1,1,2,2-Tetrachloroethane	ND	1									
1,2,3-Trichloropropane	ND	2									
Isopropylbenzene	ND	1									
Bromobenzene	ND	1									
n-Propylbenzene	ND	1									
4-Chlorotoluene	ND	1									
2-Chlorotoluene	ND	1									
1,3,5-Trimethylbenzene	ND	1									
tert-Butylbenzene	ND	1									
1,2,4-Trimethylbenzene	ND	1									
sec-Butylbenzene	ND	1									
1,3-Dichlorobenzene	ND	1									
1,4-Dichlorobenzene	ND	1									
4-Isopropyltoluene	ND	1									
1,2-Dichlorobenzene	ND	1									
n-Butylbenzene	ND	1									
1,2-Dibromo-3-chloropropane (DBCP)	ND	3									
1,2,4-Trichlorobenzene	ND	2									
Naphthalene	ND	2									
1,2,3-Trichlorobenzene	ND	2									
Surr: 1,2-Dichloroethane-d4	10		10		100	69.51	130.49				
Surr: Toluene-d8	10		10		100	69.51	130.49				
Surr: 4-Bromofluorobenzene	10		10		100	69.51	130.49				

Qualifiers:

B	Analyte detected in the associated Method Blank
ND	Not Detected at the Reporting Limit
R	RPD outside accepted recovery limits
S	Spike Recovery outside accepted recovery limits

ALPHA ANALYTICAL INC.

Alpha Analytical, Inc.
255 Glendale Ave, #21
Sparks, Nevada 89431
TEL: (775) 355-1044 FAX: (775) 355-0406
Website: www.alpha-analytical.com

QC SUMMARY REPORT

WO#: **2211048**

11-Nov-22

Client: CH2M Hill
Project: DFSP Norwalk **TestCode:** **VOC_W**

Sample ID: **LCS-17367** SampType: **LCS** TestCode: **VOC_W** Units: **µg/L**
Client ID: **LCSW** Batch ID: **A17367** TestNo: **SW8260C**
Prep Date: **11/9/2022** RunNo: **16037** SeqNo: **466531**
Analysis Date: **11/9/2022**

Analyte	Result	PQL	SPK Value	SPK Ref Val	%REC	LowLimit	HighLimit	RPD Ref Val	%RPD	RPDLimit	Qual
Dichlorodifluoromethane	11.1	1	10	0	111	16.9	124				
Chloromethane	10.9	2	10	0	109	25.9	136				
Vinyl chloride	9.63	1	10	0	96.3	47.8	132				
Chloroethane	13	1	10	0	130	62.3	169				
Bromomethane	9.11	2	10	0	91.1	33.8	135				
Trichlorofluoromethane	9.58	1	10	0	95.8	16.8	155				
Acetone	187	10	200	0	93.7	72	124				
1,1-Dichloroethene	9	1	10	0	90.0	65.2	129				
Tertiary Butyl Alcohol (TBA)	105	10	100	0	105	52.9	128.4				
Dichloromethane	8.31	2	10	0	83.1	65.2	129				
Freon-113	9.43	1	10	0	94.3	52.4	143				
trans-1,2-Dichloroethene	10.3	1	10	0	104	66.7	132				
Methyl tert-butyl ether (MTBE)	10.3	0.5	10	0	103	52.9	125				
1,1-Dichloroethane	10.7	1	10	0	106	66.6	129				
2-Butanone (MEK)	171	10	200	0	85.4	63.7	120.4				
Di-isopropyl Ether (DIPE)	10.9	1	10	0	109	63.6	131				
cis-1,2-Dichloroethene	9.55	1	10	0	95.5	59.2	131				
Bromochloromethane	9.31	1	10	0	93.1	65.9	121				
Chloroform	10.8	1	10	0	108	56.5	149				
Ethyl Tertiary Butyl Ether (ETBE)	10.3	1	10	0	104	44.6	136				
2,2-Dichloropropane	11.8	1	10	0	118	58.2	146				
1,2-Dichloroethane	10.1	1	10	0	101	73.4	120.4				
1,1,1-Trichloroethane	11.3	1	10	0	113	52.7	144				
1,1-Dichloropropene	10	1	10	0	100	85.6	131				
Carbon tetrachloride	11.2	1	10	0	112	30.9	175				
Benzene	10	0.5	10	0	100	79.5	120.4				
Tertiary Amyl Methyl Ether (TAME)	10	1	10	0	100	52.4	141				
Dibromomethane	10.2	1	10	0	102	78.5	120.4				
1,2-Dichloropropane	9.72	1	10	0	97.2	79.5	126				
Trichloroethene	10.6	1	10	0	106	69	120.4				
Bromodichloromethane	10.5	1	10	0	105	73.9	122				
4-Methyl-2-pentanone (MIBK)	23.6	2.5	25	0	94.2	66.4	122				
cis-1,3-Dichloropropene	9.88	1	10	0	98.8	78.7	120.4				
trans-1,3-Dichloropropene	10.2	1	10	0	102	70.2	120.4				
1,1,2-Trichloroethane	9.3	1	10	0	93.0	76.2	120.4				
Toluene	9.94	0.5	10	0	99.4	79.7	126				
1,3-Dichloropropane	10.8	1	10	0	108	71.7	131				
2-Hexanone	99.5	5	100	0	99.5	52.9	152				
Dibromochloromethane	10.6	1	10	0	106	79.5	120.4				
1,2-Dibromoethane (EDB)	18.9	2	20	0	94.6	76.4	120.4				

Qualifiers:

B	Analyte detected in the associated Method Blank
ND	Not Detected at the Reporting Limit
R	RPD outside accepted recovery limits
S	Spike Recovery outside accepted recovery limits

ALPHA ANALYTICAL INC.

Alpha Analytical, Inc.
255 Glendale Ave, #21
Sparks, Nevada 89431
TEL: (775) 355-1044 FAX: (775) 355-0406
Website: www.alpha-analytical.com

QC SUMMARY REPORT

WO#: **2211048**

11-Nov-22

Client: CH2M Hill
Project: DFSP Norwalk **TestCode:** **VOC_W**

Sample ID: **LCS-17367** SampType: **LCS** TestCode: **VOC_W** Units: **µg/L**
Client ID: **LCSW** Batch ID: **A17367** TestNo: **SW8260C**
Prep Date: **11/9/2022** RunNo: **16037** SeqNo: **466531**
Analysis Date: **11/9/2022**

Analyte	Result	PQL	SPK Value	SPK Ref Val	%REC	LowLimit	HighLimit	RPD Ref Val	%RPD	RPDLimit	Qual
Tetrachloroethene	9.16	1	10	0	91.6	64	123				
1,1,1,2-Tetrachloroethane	9.11	1	10	0	91.1	77.9	120.4				
Chlorobenzene	8.86	1	10	0	88.6	70.9	120.4				
Ethylbenzene	10.6	0.5	10	0	106	77.5	120.4				
m,p-Xylene	9.36	0.5	10	0	93.6	74.8	120.4				
Bromoform	9.21	1	10	0	92.1	51.3	120.4				
Xylenes, Total	18.9	0.5	20	0	94.6	77.6	120.4				
Styrene	9.09	1	10	0	90.9	71.9	120.4				
o-Xylene	9.57	0.5	10	0	95.7	79.1	120.4				
1,1,2,2-Tetrachloroethane	10.4	1	10	0	104	55.6	138				
1,2,3-Trichloropropane	19.6	2	20	0	98.2	73.4	120.4				
Isopropylbenzene	10.6	1	10	0	106	78.7	148				
Bromobenzene	9.41	1	10	0	94.1	79.5	121				
n-Propylbenzene	12.1	1	10	0	121	82.5	134				
4-Chlorotoluene	12	1	10	0	120	79.5	135				
2-Chlorotoluene	11.9	1	10	0	119	79.5	131				
1,3,5-Trimethylbenzene	10.4	1	10	0	104	79.5	135				
tert-Butylbenzene	10.4	1	10	0	104	79.5	139				
1,2,4-Trimethylbenzene	10.3	1	10	0	104	79.5	138				
sec-Butylbenzene	9.73	1	10	0	97.3	79.5	132				
1,3-Dichlorobenzene	11	1	10	0	110	79.5	125				
1,4-Dichlorobenzene	11.3	1	10	0	113	79.5	123				
4-Isopropyltoluene	10.3	1	10	0	103	79.5	130				
1,2-Dichlorobenzene	10.1	1	10	0	101	79.5	121				
n-Butylbenzene	11.3	1	10	0	114	79.5	136				
1,2-Dibromo-3-chloropropane (DBCP)	57.2	3	50	0	114	72.1	136				
1,2,4-Trichlorobenzene	9.78	2	10	0	97.8	73.3	126				
Naphthalene	10.7	2	10	0	107	47.2	142				
1,2,3-Trichlorobenzene	10.5	2	10	0	105	67.4	130				
Surr: 1,2-Dichloroethane-d4	10.3		10		103	69.51	130.5				
Surr: Toluene-d8	9.4		10		94.0	69.51	130.5				
Surr: 4-Bromofluorobenzene	8.42		10		84.2	69.51	130.5				

Sample ID: **2211048-21AMSD** SampType: **MSD** TestCode: **VOC_W** Units: **µg/L**
Client ID: **EXP-1MSD** Batch ID: **A17367** TestNo: **SW8260C**
Prep Date: **11/9/2022** RunNo: **16037** SeqNo: **466457**
Analysis Date: **11/9/2022**

Analyte	Result	PQL	SPK Value	SPK Ref Val	%REC	LowLimit	HighLimit	RPD Ref Val	%RPD	RPDLimit	Qual

Qualifiers:

B	Analyte detected in the associated Method Blank
ND	Not Detected at the Reporting Limit
R	RPD outside accepted recovery limits
S	Spike Recovery outside accepted recovery limits

ALPHA ANALYTICAL INC.

Alpha Analytical, Inc.
255 Glendale Ave, #21
Sparks, Nevada 89431
TEL: (775) 355-1044 FAX: (775) 355-0406
Website: www.alpha-analytical.com

QC SUMMARY REPORT

WO#: **2211048**

11-Nov-22

Client: CH2M Hill
Project: DFSP Norwalk **TestCode:** **VOC_W**

Sample ID: **2211048-21AMSD** SampType: **MSD** TestCode: **VOC_W** Units: **µg/L**
Client ID: **EXP-1MSD** Batch ID: **A17367** TestNo: **SW8260C**
Prep Date: **11/9/2022** RunNo: **16037** SeqNo: **466457**
Analysis Date: **11/9/2022**

Analyte	Result	PQL	SPK Value	SPK Ref Val	%REC	LowLimit	HighLimit	RPD Ref Val	%RPD	RPDLimit	Qual
Dichlorodifluoromethane	49.7	5	50	0	99.4	5.1	155	48.6	2.2	38	
Chloromethane	52.6	10	50	0	105	37.7	121	49.9	5.3	22.5	
Vinyl chloride	47.3	5	50	0	94.6	60.4	140	44.6	6	23.9	
Chloroethane	66.5	5	50	0	133	43.1	206	67.7	1.9	22.9	
Bromomethane	31.7	10	50	0	63.4	12.6	168	25.5	22	48	
Trichlorofluoromethane	41.9	5	50	0	83.8	58.6	163	42.4	1.3	33.3	
Acetone	849	50	1000	16.8	83.2	37.3	152	852	0.28	50	
1,1-Dichloroethene	41	5	50	0	82.1	69.8	158	40.3	1.9	21.7	
Tertiary Butyl Alcohol (TBA)	550	50	500	5.25	109	60.4	158	535	2.7	26.8	
Dichloromethane	36.8	10	50	0	73.6	71.7	132	37.5	1.9	20	
Freon-113	40.5	5	50	0	80.9	52.1	166	40.2	0.69	25.9	
trans-1,2-Dichloroethene	44.3	5	50	0	88.6	72	136	44.2	0.29	19.2	
Methyl tert-butyl ether (MTBE)	49.1	2.5	50	0.29	97.6	54.8	155	48.8	0.55	21.4	
1,1-Dichloroethane	49	5	50	0	98.0	76.9	140	49.4	0.75	18	
2-Butanone (MEK)	792	50	1000	0	79.2	73.7	142	801	1.2	20.9	
Di-isopropyl Ether (DIPE)	50.8	5	50	0	102	74.8	136	50.9	0.14	18.2	
cis-1,2-Dichloroethene	44.5	5	50	0	88.9	73.9	133	43.9	1.2	20.1	
Bromochloromethane	44.3	5	50	0	88.6	75.8	132	44.2	0.23	23.5	
Chloroform	48.3	5	50	0	96.5	74.3	130	48.8	1.1	18	
Ethyl Tertiary Butyl Ether (ETBE)	50.2	5	50	0	100	74.8	138	50.4	0.48	20.3	
2,2-Dichloropropane	49.8	5	50	0	99.6	53.9	146	50.6	1.7	52.3	
1,2-Dichloroethane	45.6	5	50	0	91.3	72.6	144	46.7	2.3	17.1	
1,1,1-Trichloroethane	51.4	5	50	0	103	70.2	138	51.7	0.58	22.2	
1,1-Dichloropropene	45.8	5	50	0	91.5	69.7	146	45.8	0	29.6	
Carbon tetrachloride	50.4	5	50	0	101	58.2	141	50.8	0.81	31.9	
Benzene	46.1	2.5	50	0	92.2	67.8	140	46.3	0.54	18.1	
Tertiary Amyl Methyl Ether (TAME)	48.9	5	50	0	97.8	72.3	144	49.3	0.71	20.6	
Dibromomethane	46.7	5	50	0	93.4	75.2	144	47	0.68	19.5	
1,2-Dichloropropane	43.4	5	50	0	86.8	75.3	144	44.4	2.3	19.7	
Trichloroethene	47.6	5	50	0	95.3	65.7	131	47.5	0.34	25.3	
Bromodichloromethane	47.4	5	50	0	94.9	70.2	141	47.9	0.94	20.5	
4-Methyl-2-pentanone (MIBK)	109	12.5	125	0	86.8	57.9	143	110	0.92	21.3	
cis-1,3-Dichloropropene	41.6	5	50	0	83.3	56.9	132	41.6	0.17	25.8	
trans-1,3-Dichloropropene	47.8	5	50	0	95.6	72	131	48.1	0.63	26.4	
1,1,2-Trichloroethane	45.3	5	50	0	90.6	74	130	45.1	0.49	21.9	
Toluene	44.2	2.5	50	0	88.4	67.2	131	44.3	0.36	18.3	
1,3-Dichloropropane	51.4	5	50	0	103	74.2	124	51.3	0.27	21.7	
2-Hexanone	484	25	500	0	96.8	66.7	135	491	1.4	20.9	
Dibromochloromethane	50.9	5	50	0	102	71.5	134	50.1	1.5	24.1	
1,2-Dibromoethane (EDB)	90.8	10	100	0	90.8	74.7	129	90.4	0.43	23.1	

Qualifiers:

B	Analyte detected in the associated Method Blank
ND	Not Detected at the Reporting Limit
R	RPD outside accepted recovery limits
S	Spike Recovery outside accepted recovery limits

ALPHA ANALYTICAL INC.

Alpha Analytical, Inc.
255 Glendale Ave, #21
Sparks, Nevada 89431
TEL: (775) 355-1044 FAX: (775) 355-0406
Website: www.alpha-analytical.com

QC SUMMARY REPORT

WO#: **2211048**

11-Nov-22

Client: CH2M Hill
Project: DFSP Norwalk **TestCode:** **VOC_W**

Sample ID: **2211048-21AMSD** SampType: **MSD** TestCode: **VOC_W** Units: **µg/L**
Client ID: **EXP-1MSD** Batch ID: **A17367** TestNo: **SW8260C**
Prep Date: **11/9/2022** RunNo: **16037** SeqNo: **466457**
Analysis Date: **11/9/2022**

Analyte	Result	PQL	SPK Value	SPK Ref Val	%REC	LowLimit	HighLimit	RPD Ref Val	%RPD	RPDLimit	Qual
Tetrachloroethene	41.4	5	50	0	82.8	45.9	138	41.3	0.29	30.9	
1,1,1,2-Tetrachloroethane	42.9	5	50	0	85.7	75.7	125	42.8	0.12	22.6	
Chlorobenzene	41.3	5	50	0	82.6	73.7	120	41.4	0.22	23.1	
Ethylbenzene	48.6	2.5	50	0	97.3	70.3	122	48.6	0.041	25.3	
m,p-Xylene	42.9	2.5	50	0	85.7	52.9	136	42.9	0.14	26.6	
Bromoform	44.6	5	50	0	89.2	61.5	141	44.4	0.49	25	
Xylenes, Total	86.9	2.5	100	0	86.9	61	131	87	0.069	25.6	
Styrene	41.7	5	50	0	83.4	74	130	41.6	0.38	26	
o-Xylene	44	2.5	50	0	88.1	67.3	129	44	0	25	
1,1,2,2-Tetrachloroethane	52.4	5	50	0	105	62.4	153	50.8	3.3	24.6	
1,2,3-Trichloropropane	92.9	10	100	0	92.9	37.4	171	92.2	0.69	50	
Isopropylbenzene	47.6	5	50	0	95.2	63	132	47.8	0.31	33.1	
Bromobenzene	43.7	5	50	0	87.3	65.1	120	43.7	0.023	23.6	
n-Propylbenzene	54.7	5	50	0	109	58.2	128	54.3	0.77	32.4	
4-Chlorotoluene	55.4	5	50	0	111	63.9	127	54.8	1.2	29.1	
2-Chlorotoluene	54.5	5	50	0	109	63.2	126	53.9	1.1	28.9	
1,3,5-Trimethylbenzene	46.8	5	50	0	93.7	63.8	138	46	1.8	31.9	
tert-Butylbenzene	47.2	5	50	0	94.5	59.7	128	47	0.57	36.2	
1,2,4-Trimethylbenzene	47.2	5	50	0	94.5	65.1	135	46.4	1.7	28.8	
sec-Butylbenzene	45.2	5	50	0	90.4	55.5	128	44.1	2.4	40.9	
1,3-Dichlorobenzene	51	5	50	0	102	64.5	122	50.6	0.85	28.6	
1,4-Dichlorobenzene	53	5	50	0	106	63.7	121	51.8	2.2	27.7	
4-Isopropyltoluene	47.1	5	50	0	94.3	58	135	46.2	2.1	40.4	
1,2-Dichlorobenzene	48.1	5	50	0	96.2	66.7	122	47.2	2	24.5	
n-Butylbenzene	51.2	5	50	0	102	52.7	139	50.1	2.2	43.5	
1,2-Dibromo-3-chloropropane (DBCP)	287	15	250	0	115	59.1	143	283	1.6	24.9	
1,2,4-Trichlorobenzene	47.6	10	50	0	95.3	47.1	139	45.5	4.7	35	
Naphthalene	53.6	10	50	0	107	31.6	164	51.6	3.9	50	
1,2,3-Trichlorobenzene	51.4	10	50	0	103	17.7	171	49.1	4.6	57	
Surr: 1,2-Dichloroethane-d4	49.5		50		99.0	69.51	130.49	50.7	0	0	
Surr: Toluene-d8	48		50		96.0	69.51	130.49	47.6	0	0	
Surr: 4-Bromofluorobenzene	41.7		50		83.4	69.51	130.49	40.9	0	0	

Sample ID: **2211048-21AMS** SampType: **MS** TestCode: **VOC_W** Units: **µg/L**
Client ID: **EXP-1MS** Batch ID: **A17367** TestNo: **SW8260C**
Prep Date: **11/9/2022** RunNo: **16037** SeqNo: **466456**
Analysis Date: **11/9/2022**

Analyte	Result	PQL	SPK Value	SPK Ref Val	%REC	LowLimit	HighLimit	RPD Ref Val	%RPD	RPDLimit	Qual

Qualifiers:

B	Analyte detected in the associated Method Blank
ND	Not Detected at the Reporting Limit
R	RPD outside accepted recovery limits
S	Spike Recovery outside accepted recovery limits

ALPHA ANALYTICAL INC.

Alpha Analytical, Inc.
255 Glendale Ave, #21
Sparks, Nevada 89431
TEL: (775) 355-1044 FAX: (775) 355-0406
Website: www.alpha-analytical.com

QC SUMMARY REPORT

WO#: **2211048**

11-Nov-22

Client: CH2M Hill
Project: DFSP Norwalk **TestCode:** **VOC_W**

Sample ID: **2211048-21AMS** SampType: **MS** TestCode: **VOC_W** Units: **µg/L**
Client ID: **EXP-1MS** Batch ID: **A17367** TestNo: **SW8260C**
Prep Date: **11/9/2022** RunNo: **16037** SeqNo: **466456**
Analysis Date: **11/9/2022**

Analyte	Result	PQL	SPK Value	SPK Ref Val	%REC	LowLimit	HighLimit	RPD Ref Val	%RPD	RPDLimit	Qual
Dichlorodifluoromethane	48.6	5	50	0	97.2	5.1	155				
Chloromethane	49.9	10	50	0	99.9	37.7	121				
Vinyl chloride	44.6	5	50	0	89.1	60.4	140				
Chloroethane	67.7	5	50	0	135	43.1	206				
Bromomethane	25.5	10	50	0	51.1	12.6	168				
Trichlorofluoromethane	42.4	5	50	0	84.8	58.6	163				
Acetone	852	50	1000	16.8	83.5	37.3	152				
1,1-Dichloroethene	40.3	5	50	0	80.5	69.8	158				
Tertiary Butyl Alcohol (TBA)	535	50	500	5.25	106	60.4	158				
Dichloromethane	37.5	10	50	0	74.9	71.7	132				
Freon-113	40.2	5	50	0	80.4	52.1	166				
trans-1,2-Dichloroethene	44.2	5	50	0	88.3	72	136				
Methyl tert-butyl ether (MTBE)	48.8	2.5	50	0.29	97.1	54.8	155				
1,1-Dichloroethane	49.4	5	50	0	98.7	76.9	140				
2-Butanone (MEK)	801	50	1000	0	80.1	73.7	142				
Di-isopropyl Ether (DIPE)	50.9	5	50	0	102	74.8	136				
cis-1,2-Dichloroethene	43.9	5	50	0	87.8	73.9	133				
Bromochloromethane	44.2	5	50	0	88.4	75.8	132				
Chloroform	48.8	5	50	0	97.6	74.3	130				
Ethyl Tertiary Butyl Ether (ETBE)	50.4	5	50	0	101	74.8	138				
2,2-Dichloropropane	50.6	5	50	0	101	53.9	146				
1,2-Dichloroethane	46.7	5	50	0	93.4	72.6	144				
1,1,1-Trichloroethane	51.7	5	50	0	103	70.2	138				
1,1-Dichloropropene	45.8	5	50	0	91.5	69.7	146				
Carbon tetrachloride	50.8	5	50	0	102	58.2	141				
Benzene	46.3	2.5	50	0	92.7	67.8	140				
Tertiary Amyl Methyl Ether (TAME)	49.3	5	50	0	98.5	72.3	144				
Dibromomethane	47	5	50	0	94.0	75.2	144				
1,2-Dichloropropane	44.4	5	50	0	88.9	75.3	144				
Trichloroethene	47.5	5	50	0	95.0	65.7	131				
Bromodichloromethane	47.9	5	50	0	95.8	70.2	141				
4-Methyl-2-pentanone (MIBK)	110	12.5	125	0	87.6	57.9	143				
cis-1,3-Dichloropropene	41.6	5	50	0	83.1	56.9	132				
trans-1,3-Dichloropropene	48.1	5	50	0	96.2	72	131				
1,1,2-Trichloroethane	45.1	5	50	0	90.2	74	130				
Toluene	44.3	2.5	50	0	88.7	67.2	131				
1,3-Dichloropropane	51.3	5	50	0	103	74.2	124				
2-Hexanone	491	25	500	0	98.2	66.7	135				
Dibromochloromethane	50.1	5	50	0	100	71.5	134				
1,2-Dibromoethane (EDB)	90.4	10	100	0	90.4	74.7	129				

Qualifiers:

B	Analyte detected in the associated Method Blank
ND	Not Detected at the Reporting Limit
R	RPD outside accepted recovery limits
S	Spike Recovery outside accepted recovery limits

ALPHA ANALYTICAL INC.

Alpha Analytical, Inc.
255 Glendale Ave, #21
Sparks, Nevada 89431
TEL: (775) 355-1044 FAX: (775) 355-0406
Website: www.alpha-analytical.com

QC SUMMARY REPORT

WO#: **2211048**

11-Nov-22

Client: CH2M Hill
Project: DFSP Norwalk **TestCode:** **VOC_W**

Sample ID: **2211048-21AMS** SampType: **MS** TestCode: **VOC_W** Units: **µg/L**
Client ID: **EXP-1MS** Batch ID: **A17367** TestNo: **SW8260C**
Prep Date: **11/9/2022** RunNo: **16037** SeqNo: **466456**
Analysis Date: **11/9/2022**

Analyte	Result	PQL	SPK Value	SPK Ref Val	%REC	LowLimit	HighLimit	RPD Ref Val	%RPD	RPDLimit	Qual
Tetrachloroethene	41.3	5	50	0	82.5	45.9	138				
1,1,1,2-Tetrachloroethane	42.8	5	50	0	85.6	75.7	125				
Chlorobenzene	41.4	5	50	0	82.8	73.7	120				
Ethylbenzene	48.6	2.5	50	0	97.2	70.3	122				
m,p-Xylene	42.9	2.5	50	0	85.8	52.9	136				
Bromoform	44.4	5	50	0	88.7	61.5	141				
Xylenes, Total	87	2.5	100	0	87.0	61	131				
Styrene	41.6	5	50	0	83.1	74	130				
o-Xylene	44	2.5	50	0	88.1	67.3	129				
1,1,2,2-Tetrachloroethane	50.8	5	50	0	102	62.4	153				
1,2,3-Trichloropropane	92.2	10	100	0	92.2	37.4	171				
Isopropylbenzene	47.8	5	50	0	95.5	63	132				
Bromobenzene	43.7	5	50	0	87.3	65.1	120				
n-Propylbenzene	54.3	5	50	0	109	58.2	128				
4-Chlorotoluene	54.8	5	50	0	110	63.9	127				
2-Chlorotoluene	53.9	5	50	0	108	63.2	126				
1,3,5-Trimethylbenzene	46	5	50	0	92.0	63.8	138				
tert-Butylbenzene	47	5	50	0	93.9	59.7	128				
1,2,4-Trimethylbenzene	46.4	5	50	0	92.9	65.1	135				
sec-Butylbenzene	44.1	5	50	0	88.2	55.5	128				
1,3-Dichlorobenzene	50.6	5	50	0	101	64.5	122				
1,4-Dichlorobenzene	51.8	5	50	0	104	63.7	121				
4-Isopropyltoluene	46.2	5	50	0	92.3	58	135				
1,2-Dichlorobenzene	47.2	5	50	0	94.4	66.7	122				
n-Butylbenzene	50.1	5	50	0	100	52.7	139				
1,2-Dibromo-3-chloropropane (DBCP)	283	15	250	0	113	59.1	143				
1,2,4-Trichlorobenzene	45.5	10	50	0	90.9	47.1	139				
Naphthalene	51.6	10	50	0	103	31.6	164				
1,2,3-Trichlorobenzene	49.1	10	50	0	98.3	17.7	171				
Surr: 1,2-Dichloroethane-d4	50.7		50		101	69.51	130.49				
Surr: Toluene-d8	47.6		50		95.2	69.51	130.49				
Surr: 4-Bromofluorobenzene	40.9		50		81.7	69.51	130.49				

Qualifiers:

B	Analyte detected in the associated Method Blank
ND	Not Detected at the Reporting Limit
R	RPD outside accepted recovery limits
S	Spike Recovery outside accepted recovery limits

Alpha Analytical, Inc.
255 Glendale Ave, #21
Sparks, Nevada 89431
TEL: (775) 355-1044 FAX: (775) 355-0406
Website: www.alpha-analytical.com

Definition Only

WO#: **2211048**
Date: **11/11/2022**

Definitions:

ND = Not Detected

C = Reported concentration includes additional compounds uncharacteristic of common fuels and lubricants.

D = Reporting Limits were increased due to high concentrations of non-target analytes.

H = Reporting Limits were increased due to the hydrocarbons present in the sample.

J = The analyte was positively identified; the associated numerical value is the approximate concentration of the analyte in the sample.

K = DRO concentration may include contributions from lighter-end hydrocarbons (e.g. gasoline) that elute in the DRO range.

L = DRO concentration may include contributions from heavier-end hydrocarbons (e.g. motor oil) that elute in the DRO range.

O = Reporting Limits were increased due to sample foaming.

V = Reporting Limits were increased due to high concentrations of target analytes.

X = Reporting Limits were increased due to sample matrix interferences.

Z = DRO concentration may include contributions from lighter-end (e.g. gasoline) and heavier-end (e.g. motor oil) hydrocarbons that elute in the DRO range.

S50 = The analysis of the sample required a dilution such that the surrogate concentration was diluted below the laboratory acceptance criteria. The laboratory control sample was acceptable.

S51 = Surrogate recovery could not be determined due to the presence of co-eluting hydrocarbons.

S52 = Surrogate recovery was above laboratory acceptance limits. Probable matrix effect.

S53 = Surrogate recovery was below laboratory acceptance limits. Probable matrix effect.

S54 = Surrogate recovery was below laboratory acceptance limits.

S55 = Surrogate recovery was above laboratory acceptance limits.

Report CC's Benny Pataray
Danny Hill
Dustin Barr
Eric Davis
Malcolm Thomas
Nils Orliczky

WORKORDER SUMMARY

Alpha Analytical, Inc.

255 Glendale Ave, #21 Sparks, Nevada 89431
TEL: (775) 355-1044 FAX: (775) 355-0406

Report Attention: Eric Davis

CA

WorkOrder: CHH2211048
Report Due By: 14-Nov-22
EDD Required: YES

Client:
CH2M Hill
2600 Michelson Dr., Suite 500
Irvine, CA 92612

TEL: (949) 547-8969
FAX:
ProjectNo: DFSP Norwalk

Date Received: 03-Nov-22

Alpha Sample ID	Client Sample ID	Matrix	Collection Date	No. of Bottles Alpha	Sub	TAT	Requested Tests TPH/E_W	TPH/P_W	VOC_W					Sample Remarks
CHH2211048-01	GMW-8	AQ	11/1/2022 8:56:00 AM	6	0	7	A - TPHE(0.05) +Vinyl acetate	A - TPHE(0.05) +Vinyl acetate	A - TPHE(0.05) +Vinyl acetate					
CHH2211048-02	MW-20(MID)	AQ	11/1/2022 9:38:00 AM	6	0	7	A - TPHE(0.05) +Vinyl acetate	A - TPHE(0.05) +Vinyl acetate	A - TPHE(0.05) +Vinyl acetate					
CHH2211048-03	MW-6	AQ	11/1/2022 10:12:00 AM	6	0	7	A - TPHE(0.05) +Vinyl acetate	A - TPHE(0.05) +Vinyl acetate	A - TPHE(0.05) +Vinyl acetate					
CHH2211048-04	MW-19(MID)	AQ	11/1/2022 11:00:00 AM	6	0	7	A - TPHE(0.05) +Vinyl acetate	A - TPHE(0.05) +Vinyl acetate	A - TPHE(0.05) +Vinyl acetate					
CHH2211048-05	MW-7	AQ	11/1/2022 11:39:00 AM	6	0	7	A - TPHE(0.05) +Vinyl acetate	A - TPHE(0.05) +Vinyl acetate	A - TPHE(0.05) +Vinyl acetate					
CHH2211048-06	MW-21(MID)	AQ	11/1/2022 12:20:00 PM	6	0	7	A - TPHE(0.05) +Vinyl acetate	A - TPHE(0.05) +Vinyl acetate	A - TPHE(0.05) +Vinyl acetate					
CHH2211048-07	DUP-1	AQ	11/1/2022	6	0	7	A - TPHE(0.05) +Vinyl acetate	A - TPHE(0.05) +Vinyl acetate	A - TPHE(0.05) +Vinyl acetate					
CHH2211048-08	EB-1	AQ	11/1/2022 1:45:00 PM	6	0	7	A - TPHE(0.05) +Vinyl acetate	A - TPHE(0.05) +Vinyl acetate	A - TPHE(0.05) +Vinyl acetate					
CHH2211048-09	TB-1	AQ	11/1/2022 7:00:00 AM	2	0	7			A - Partial					Sac TB 10/11/22
CHH2211048-10	HL-3	AQ	11/1/2022 1:17:00 PM	6	0	7	A - TPHE(0.05) +Vinyl acetate	A - TPHE(0.05) +Vinyl acetate	A - TPHE(0.05) +Vinyl acetate					

Comments: Run two analyses in order to achieve lower reporting limits for all other analytes due to high TBA values.

	Signature	Print Name	Company	Date/Time
Logged in by:		Alicia Gilbert	Alpha Analytical, Inc.	11/3/22 1348

NOTE: Samples are discarded 60 days after sample receipt unless other arrangements are made. Hazardous samples will be returned to client or disposed of at client expense.

Bottle Type: L-Liter V-Voa S-Soil Jar O-Orbo T-Tedlar B-Brass P-Plastic OT-Other

Alpha Sample ID	Client Sample ID	Matrix	Collection Date	No. of Bottles Alpha	Sub	TAT	Requested Tests TPH/E_W	TPH/P_W	VOC_W					Sample Remarks
CHH2211048-11	GMW-SF-8	AQ	11/1/2022 8:12:00 AM	6	0	7	A - TPHE(0.05) +Vinyl acetate	A - TPHE(0.05) +Vinyl acetate	A - TPHE(0.05) +Vinyl acetate					
CHH2211048-12	MW-8	AQ	11/1/2022 8:42:00 AM	6	0	7	A - TPHE(0.05) +Vinyl acetate	A - TPHE(0.05) +Vinyl acetate	A - TPHE(0.05) +Vinyl acetate					
CHH2211048-13	GMW-39	AQ	11/1/2022 9:22:00 AM	6	0	7	A - TPHE(0.05) +Vinyl acetate	A - TPHE(0.05) +Vinyl acetate	A - TPHE(0.05) +Vinyl acetate					
CHH2211048-14	GMW-14R	AQ	11/1/2022 9:58:00 AM	6	0	7	A - TPHE(0.05) +Vinyl acetate	A - TPHE(0.05) +Vinyl acetate	A - TPHE(0.05) +Vinyl acetate					
CHH2211048-15	MW-15R	AQ	11/1/2022 10:36:00 AM	6	0	7	A - TPHE(0.05) +Vinyl acetate	A - TPHE(0.05) +Vinyl acetate	A - TPHE(0.05) +Vinyl acetate					
CHH2211048-16	GMW-4R	AQ	11/1/2022 11:25:00 AM	6	0	7	A - TPHE(0.05) +Vinyl acetate	A - TPHE(0.05) +Vinyl acetate	A - TPHE(0.05) +Vinyl acetate					
CHH2211048-17	GMW-1	AQ	11/1/2022 11:57:00 AM	6	0	7	A - TPHE(0.05) +Vinyl acetate	A - TPHE(0.05) +Vinyl acetate	A - TPHE(0.05) +Vinyl acetate					
CHH2211048-18	PW-3	AQ	11/1/2022 12:58:00 PM	6	0	7	A - TPHE(0.05) +Vinyl acetate	A - TPHE(0.05) +Vinyl acetate	A - TPHE(0.05) +Vinyl acetate					
CHH2211048-19	EB-2	AQ	11/1/2022 1:30:00 PM	6	0	7	A - TPHE(0.05) +Vinyl acetate	A - TPHE(0.05) +Vinyl acetate	A - TPHE(0.05) +Vinyl acetate					
CHH2211048-20	TB-2	AQ	11/1/2022 7:00:00 AM	2	0	7			A - Partial					Sac TB 10/11/22
CHH2211048-21	EXP-1	AQ	11/1/2022 9:02:00 AM	6	0	7	A - TPHE(0.05) +Vinyl acetate	A - TPHE(0.05) +Vinyl acetate	A - TPHE(0.05) +Vinyl acetate					
CHH2211048-22	EXP-3	AQ	10/31/2022 1:20:00 PM	6	0	7	A - TPHE(0.05) +Vinyl acetate	A - TPHE(0.05) +Vinyl acetate	A - TPHE(0.05) +Vinyl acetate					

Comments: Run two analyses in order to achieve lower reporting limits for all other analytes due to high TBA values.

	Signature	Print Name	Company	Date/Time
Logged in by:		Alicia Cricket	**Alpha Analytical, Inc.**	11/3/22 1348

NOTE: Samples are discarded 60 days after sample receipt unless other arrangements are made. Hazardous samples will be returned to client or disposed of at client expense.

Bottle Type: L-Liter V-Voa S-Soil Jar O-Orbo T-Tedlar B-Brass P-Plastic OT-Other

BLAINE
TECH SERVICES, INC.

1680 ROGERS AVENUE
SAN JOSE, CALIFORNIA 95112-1105
FAX (408) 573-7771
PHONE (408) 573-0555

CHAIN OF CUSTODY

CLIENT Kinder Morgan

SITE DFSP Norwalk

15306 Norwalk Blvd, Norwalk

LAB Alpha Analytical COC 1 of 3

Billing Information:
Kinder Morgan
1100 Town and CountryRd.
Orange CA 95112

Kinder Morgan Norwalk
Report to:
Eric Davis
Jacobs
2600 Michelson Drive
Suite 500
Irvine, CA 92612

SAMPLE I.D.	DATE	TIME	MATRIX AQ= Water	CONTAINERS #	Preservation	Type	CONDUCT ANALYSIS TO DETECT: TPHg, TPHd (EPA 8015M)	VOC's & Oxygenates (EPA 8260B)	ADD'L INFORMATION	STATUS	CONDITION	LAB SAMPLE #
GMW-8	11/1/22	0856	AQ	6	HCl	VOAs	X	X				CHH221098-01
MW-20(MID)		0938		6			X	X				02
MW-6		1012		6			X	X				03
MW-19(MID)		1100		6			X	X				04
MW-7		1139		6			X	X				05
MW-21(MID)		1220		6			X	X				06
DUP-1		--		6			X	X				07
EB-1		1345		6			X	X				08
TB-1		0700		2				X				09
HL-3		1317		6			X	X				10

SAMPLING COMPLETED DATE 11/1/22 TIME 1400

SAMPLING PERFORMED BY Bruce Lopez

RESULTS NEEDED NO LATER THAN Standard

RELEASED BY	TIME	RECEIVED BY	DATE	TIME
Bruce Lopez	1530		11/1/22	1530
	1600	FEDEX	11/2/22	1600
			11/3/22	1313

SHIPPED VIA | TIME SENT | COOLER #

BLAINE
TECH SERVICES, INC.

1680 ROGERS AVENUE
SAN JOSE, CALIFORNIA 95112-1105
FAX (408) 573-7771
PHONE (408) 573-0555

CHAIN OF CUSTODY

CLIENT Kinder Morgan

SITE DFSP Norwalk

15306 Norwalk Blvd, Norwalk

CONDUCT ANALYSIS TO DETECT

LAB Alpha Analytical COC 2 of 3

Billing Information:
Kinder Morgan
1100 Town and CountryRd.
Orange CA 95112

Kinder Morgan Norwalk
Report to:
Eric Davis
Jacobs
2600 Michelson Drive
Suite 500
Irvine, CA 92612

SAMPLE I.D.	DATE	TIME	MATRIX AQ= Water	CONTAINERS #	Preservation	Type	TPHg, TPHd (EPA 8015M)	VOC's & Oxygenates (EPA 8260B)	ADD'L INFORMATION	STATUS	CONDITION	LAB SAMPLE #
GMW-SF-8	11/01/22	0812	AQ	6	HCL	VOA	X	X				CHH221048-11
MW-8	11/01/22	0842	AQ	6	HCL	VOA	X	X				12
GMW-39	11/01/22	0922	AQ	6	HCL	VOA	X	X				13
GMW-14R	11/01/22	0958	AQ	6	HCL	VOA	X	X				14
MW-15R	11/01/22	1036	AQ	6	HCL	VOA	X	X				15
GMW-4R	11/01/22	1125	AQ	6	HCL	VOA	X	X				16
GMW-1	11/01/22	1157	AQ	6	HCL	VOA	X	X				17
PW-3	11/01/22	1258	AQ	6	HCL	VOA	X	X				18
EB-2	11/01/22	1330	AQ	6	HCL	VOA	X	X				19
TB-2	11/01/22	0700	AQ	~~3~~ 2	HCL	VOA		X				20

SAMPLING COMPLETED DATE 11/01/22 TIME 1340

SAMPLING PERFORMED BY Rigie T.

RESULTS NEEDED NO LATER THAN Standard

RELEASED BY	TIME	RECEIVED BY	DATE	TIME
	1530		11/1/22	1530
	1600	FEDEX	11/2/22	1600
			11/3/22	1313

SHIPPED VIA | TIME SENT | COOLER #

BLAINE
TECH SERVICES, INC.

1680 ROGERS AVENUE
SAN JOSE, CALIFORNIA 95112-1105
FAX (408) 573-7771
PHONE (408) 573-0555

CHAIN OF CUSTODY

CLIENT Kinder Morgan

SITE DFSP Norwalk

15306 Norwalk Blvd, Norwalk

CONDUCT ANALYSIS TO DETECT

LAB Alpha Analytical COC 3 of 3

Billing Information:
Kinder Morgan
1100 Town and CountryRd.
Orange CA 95112

Kinder Morgan Norwalk
Report to:
Eric Davis
Jacobs
2600 Michelson Drive
Suite 500
Irvine, CA 92612

SAMPLE I.D.	DATE	TIME	MATRIX AQ= Water	CONTAINERS #	Preservation	Type	TPHg, TPHd (EPA 8015M)	VOC's & Oxygenates (EPA 8260B)							ADD'L INFORMATION	STATUS	CONDITION	LAB SAMPLE #
EXP-1	11/1/22	0902	AQ	6	HCl	VOAs	X	X										CHH221048-21
EXP-3	10/31/22	1320	AQ	6	HCl	VOAs	X	X										22

SAMPLING COMPLETED DATE 11/1/22 TIME 1400

SAMPLING PERFORMED BY Bruce Lopez

RESULTS NEEDED NO LATER THAN Standard

RELEASED BY	TIME	RECEIVED BY	DATE	TIME
	1530		11/1/22	1530
	1600	FEDEX	11/2/22	1600
			11/3/22	1313

SHIPPED VIA | TIME SENT | COOLER #

Alpha Analytical, Inc.
255 Glendale Ave, #21
Sparks, Nevada 89431
TEL: (775) 355-1044 FAX: (775) 355-0406
Website: www.alpha-analytical.com

November 14, 2022

Eric Davis
CH2M Hill
1000 Wilshire Boulevard
Los Angeles, CA 90017
TEL: (949) 547-8969
FAX:

RE: DFSP Norwalk

Order No.: CHH2211066

Dear Eric Davis:

The result of this report apply to the sample(s) as received.

There were no problems with the analytical events associated with this report unless noted.

Quality control data is within laboratory defined or method specified acceptance limits except if noted.

If you have any questions regarding these tests results, please feel free to call.

Sincerely,

Randy Gardner

Laboratory Director

255 Glendale Ave, #21
Sparks, Nevada 89431

ALPHA ANALYTICAL INC.

Alpha Analytical, Inc.
255 Glendale Ave, #21
Sparks, Nevada 89431
TEL: (775) 355-1044 FAX: (775) 355-0406
Website: www.alpha-analytical.com

Analytical Report

WO#: **CHH2211066**
Report Date: **11/14/2022**

CLIENT: CH2M Hill
Collection Date: 11/2/2022 7:57:00 AM
Project: DFSP Norwalk
Lab ID: 2211066-01
Matrix: AQUEOUS
Client Sample ID: GMW-28

Analyses	Result	RL	Qual	Units	Date Analyzed	Method
TPH-E (DRO)	ND	0.050		mg/L	11/8/2022	EPA 8015C
Surr: Nonane	97	63-125		%Rec	11/8/2022	EPA 8015C
TPH-P (GRO)	ND	0.050		mg/L	11/8/2022	EPA 8015C
Surr: 1,2-Dichloroethane-d4	109	70-130		%Rec	11/8/2022	EPA 8015C
Surr: Toluene-d8	95	70-130		%Rec	11/8/2022	EPA 8015C
Surr: 4-Bromofluorobenzene	90	70-130		%Rec	11/8/2022	EPA 8015C
Dichlorodifluoromethane	ND	1.0		µg/L	11/8/2022	EPA 8260
Chloromethane	ND	2.0		µg/L	11/8/2022	EPA 8260
Vinyl chloride	ND	0.50		µg/L	11/8/2022	EPA 8260
Chloroethane	ND	1.0		µg/L	11/8/2022	EPA 8260
Bromomethane	ND	2.0		µg/L	11/8/2022	EPA 8260
Trichlorofluoromethane	ND	10		µg/L	11/8/2022	EPA 8260
Acetone	ND	10		µg/L	11/8/2022	EPA 8260
1,1-Dichloroethene	ND	1.0		µg/L	11/8/2022	EPA 8260
Tertiary Butyl Alcohol (TBA)	ND	10		µg/L	11/8/2022	EPA 8260
Dichloromethane	ND	5.0		µg/L	11/8/2022	EPA 8260
Freon-113	ND	10		µg/L	11/8/2022	EPA 8260
Carbon disulfide	ND	2.5		µg/L	11/8/2022	EPA 8260
trans-1,2-Dichloroethene	ND	1.0		µg/L	11/8/2022	EPA 8260
Methyl tert-butyl ether (MTBE)	1.3	0.50		µg/L	11/8/2022	EPA 8260
1,1-Dichloroethane	ND	1.0		µg/L	11/8/2022	EPA 8260
Vinyl acetate	ND	50		µg/L	11/8/2022	EPA 8260
2-Butanone (MEK)	ND	10		µg/L	11/8/2022	EPA 8260
Di-isopropyl Ether (DIPE)	2.0	1.0		µg/L	11/8/2022	EPA 8260
cis-1,2-Dichloroethene	ND	1.0		µg/L	11/8/2022	EPA 8260
Bromochloromethane	ND	1.0		µg/L	11/8/2022	EPA 8260
Chloroform	ND	1.0		µg/L	11/8/2022	EPA 8260
Ethyl Tertiary Butyl Ether (ETBE)	ND	1.0		µg/L	11/8/2022	EPA 8260
2,2-Dichloropropane	ND	1.0		µg/L	11/8/2022	EPA 8260
1,2-Dichloroethane	ND	0.50		µg/L	11/8/2022	EPA 8260
1,1,1-Trichloroethane	ND	1.0		µg/L	11/8/2022	EPA 8260
1,1-Dichloropropene	ND	1.0		µg/L	11/8/2022	EPA 8260
Carbon tetrachloride	ND	1.0		µg/L	11/8/2022	EPA 8260
Benzene	ND	0.50		µg/L	11/8/2022	EPA 8260
Tertiary Amyl Methyl Ether (TAME)	ND	1.0		µg/L	11/8/2022	EPA 8260
Dibromomethane	ND	1.0		µg/L	11/8/2022	EPA 8260
1,2-Dichloropropane	ND	1.0		µg/L	11/8/2022	EPA 8260
Trichloroethene	ND	1.0		µg/L	11/8/2022	EPA 8260
Bromodichloromethane	ND	1.0		µg/L	11/8/2022	EPA 8260
4-Methyl-2-pentanone (MIBK)	ND	10		µg/L	11/8/2022	EPA 8260
cis-1,3-Dichloropropene	ND	0.50		µg/L	11/8/2022	EPA 8260
trans-1,3-Dichloropropene	ND	0.50		µg/L	11/8/2022	EPA 8260
1,1,2-Trichloroethane	ND	1.0		µg/L	11/8/2022	EPA 8260
Toluene	ND	0.50		µg/L	11/8/2022	EPA 8260
1,3-Dichloropropane	ND	1.0		µg/L	11/8/2022	EPA 8260
2-Hexanone	ND	5.0		µg/L	11/8/2022	EPA 8260
Dibromochloromethane	ND	1.0		µg/L	11/8/2022	EPA 8260

ALPHA ANALYTICAL INC.

Alpha Analytical, Inc.
255 Glendale Ave, #21
Sparks, Nevada 89431
TEL: (775) 355-1044 FAX: (775) 355-0406
Website: www.alpha-analytical.com

Analytical Report

WO#: **CHH2211066**
Report Date: **11/14/2022**

CLIENT: CH2M Hill
Collection Date: 11/2/2022 7:57:00 AM
Project: DFSP Norwalk
Lab ID: 2211066-01
Matrix: AQUEOUS
Client Sample ID: GMW-28

Analyses	Result	RL	Qual	Units	Date Analyzed	Method
1,2-Dibromoethane (EDB)	ND	2.0		µg/L	11/8/2022	EPA 8260
Tetrachloroethene	ND	1.0		µg/L	11/8/2022	EPA 8260
1,1,1,2-Tetrachloroethane	ND	1.0		µg/L	11/8/2022	EPA 8260
Chlorobenzene	ND	1.0		µg/L	11/8/2022	EPA 8260
Ethylbenzene	ND	0.50		µg/L	11/8/2022	EPA 8260
m,p-Xylene	ND	0.50		µg/L	11/8/2022	EPA 8260
Bromoform	ND	1.0		µg/L	11/8/2022	EPA 8260
Xylenes, Total	ND	0.50		µg/L	11/8/2022	EPA 8260
Styrene	ND	1.0		µg/L	11/8/2022	EPA 8260
o-Xylene	ND	0.50		µg/L	11/8/2022	EPA 8260
1,1,2,2-Tetrachloroethane	ND	1.0		µg/L	11/8/2022	EPA 8260
1,2,3-Trichloropropane	ND	2.0		µg/L	11/8/2022	EPA 8260
Isopropylbenzene	ND	1.0		µg/L	11/8/2022	EPA 8260
Bromobenzene	ND	1.0		µg/L	11/8/2022	EPA 8260
n-Propylbenzene	ND	1.0		µg/L	11/8/2022	EPA 8260
4-Chlorotoluene	ND	1.0		µg/L	11/8/2022	EPA 8260
2-Chlorotoluene	ND	1.0		µg/L	11/8/2022	EPA 8260
1,3,5-Trimethylbenzene	ND	1.0		µg/L	11/8/2022	EPA 8260
tert-Butylbenzene	ND	1.0		µg/L	11/8/2022	EPA 8260
1,2,4-Trimethylbenzene	ND	1.0		µg/L	11/8/2022	EPA 8260
sec-Butylbenzene	ND	1.0		µg/L	11/8/2022	EPA 8260
1,3-Dichlorobenzene	ND	1.0		µg/L	11/8/2022	EPA 8260
1,4-Dichlorobenzene	ND	1.0		µg/L	11/8/2022	EPA 8260
4-Isopropyltoluene	ND	1.0		µg/L	11/8/2022	EPA 8260
1,2-Dichlorobenzene	ND	1.0		µg/L	11/8/2022	EPA 8260
n-Butylbenzene	ND	1.0		µg/L	11/8/2022	EPA 8260
1,2-Dibromo-3-chloropropane (DBCP)	ND	5.0		µg/L	11/8/2022	EPA 8260
1,2,4-Trichlorobenzene	ND	2.0		µg/L	11/8/2022	EPA 8260
Naphthalene	ND	10		µg/L	11/8/2022	EPA 8260
1,2,3-Trichlorobenzene	ND	2.0		µg/L	11/8/2022	EPA 8260
Surr: 1,2-Dichloroethane-d4	109	70-130		%Rec	11/8/2022	EPA 8260
Surr: Toluene-d8	95	70-130		%Rec	11/8/2022	EPA 8260
Surr: 4-Bromofluorobenzene	90	70-130		%Rec	11/8/2022	EPA 8260

ALPHA ANALYTICAL INC.

Alpha Analytical, Inc.
255 Glendale Ave, #21
Sparks, Nevada 89431
TEL: (775) 355-1044 FAX: (775) 355-0406
Website: www.alpha-analytical.com

Analytical Report

WO#: **CHH2211066**
Report Date: **11/14/2022**

CLIENT: CH2M Hill
Collection Date: 11/2/2022 8:27:00 AM
Project: DFSP Norwalk
Lab ID: 2211066-02
Matrix: AQUEOUS
Client Sample ID: GMW-26

Analyses	Result	RL	Qual	Units	Date Analyzed	Method
TPH-E (DRO)	ND	0.050		mg/L	11/8/2022	EPA 8015C
Surr: Nonane	94	63-125		%Rec	11/8/2022	EPA 8015C
TPH-P (GRO)	ND	0.050		mg/L	11/8/2022	EPA 8015C
Surr: 1,2-Dichloroethane-d4	108	70-130		%Rec	11/8/2022	EPA 8015C
Surr: Toluene-d8	105	70-130		%Rec	11/8/2022	EPA 8015C
Surr: 4-Bromofluorobenzene	104	70-130		%Rec	11/8/2022	EPA 8015C
Dichlorodifluoromethane	ND	1.0		µg/L	11/8/2022	EPA 8260
Chloromethane	ND	2.0		µg/L	11/8/2022	EPA 8260
Vinyl chloride	ND	0.50		µg/L	11/8/2022	EPA 8260
Chloroethane	ND	1.0		µg/L	11/8/2022	EPA 8260
Bromomethane	ND	2.0		µg/L	11/8/2022	EPA 8260
Trichlorofluoromethane	ND	10		µg/L	11/8/2022	EPA 8260
Acetone	ND	10		µg/L	11/8/2022	EPA 8260
1,1-Dichloroethene	ND	1.0		µg/L	11/8/2022	EPA 8260
Tertiary Butyl Alcohol (TBA)	ND	10		µg/L	11/8/2022	EPA 8260
Dichloromethane	ND	5.0		µg/L	11/8/2022	EPA 8260
Freon-113	ND	10		µg/L	11/8/2022	EPA 8260
Carbon disulfide	ND	2.5		µg/L	11/8/2022	EPA 8260
trans-1,2-Dichloroethene	ND	1.0		µg/L	11/8/2022	EPA 8260
Methyl tert-butyl ether (MTBE)	ND	0.50		µg/L	11/8/2022	EPA 8260
1,1-Dichloroethane	ND	1.0		µg/L	11/8/2022	EPA 8260
Vinyl acetate	ND	50		µg/L	11/8/2022	EPA 8260
2-Butanone (MEK)	ND	10		µg/L	11/8/2022	EPA 8260
Di-isopropyl Ether (DIPE)	2.0	1.0		µg/L	11/8/2022	EPA 8260
cis-1,2-Dichloroethene	ND	1.0		µg/L	11/8/2022	EPA 8260
Bromochloromethane	ND	1.0		µg/L	11/8/2022	EPA 8260
Chloroform	ND	1.0		µg/L	11/8/2022	EPA 8260
Ethyl Tertiary Butyl Ether (ETBE)	ND	1.0		µg/L	11/8/2022	EPA 8260
2,2-Dichloropropane	ND	1.0		µg/L	11/8/2022	EPA 8260
1,2-Dichloroethane	0.95	0.50		µg/L	11/8/2022	EPA 8260
1,1,1-Trichloroethane	ND	1.0		µg/L	11/8/2022	EPA 8260
1,1-Dichloropropene	ND	1.0		µg/L	11/8/2022	EPA 8260
Carbon tetrachloride	ND	1.0		µg/L	11/8/2022	EPA 8260
Benzene	ND	0.50		µg/L	11/8/2022	EPA 8260
Tertiary Amyl Methyl Ether (TAME)	ND	1.0		µg/L	11/8/2022	EPA 8260
Dibromomethane	ND	1.0		µg/L	11/8/2022	EPA 8260
1,2-Dichloropropane	ND	1.0		µg/L	11/8/2022	EPA 8260
Trichloroethene	ND	1.0		µg/L	11/8/2022	EPA 8260
Bromodichloromethane	ND	1.0		µg/L	11/8/2022	EPA 8260
4-Methyl-2-pentanone (MIBK)	ND	10		µg/L	11/8/2022	EPA 8260
cis-1,3-Dichloropropene	ND	0.50		µg/L	11/8/2022	EPA 8260
trans-1,3-Dichloropropene	ND	0.50		µg/L	11/8/2022	EPA 8260
1,1,2-Trichloroethane	ND	1.0		µg/L	11/8/2022	EPA 8260
Toluene	ND	0.50		µg/L	11/8/2022	EPA 8260
1,3-Dichloropropane	ND	1.0		µg/L	11/8/2022	EPA 8260
2-Hexanone	ND	5.0		µg/L	11/8/2022	EPA 8260
Dibromochloromethane	ND	1.0		µg/L	11/8/2022	EPA 8260

ALPHA ANALYTICAL INC.

Alpha Analytical, Inc.
255 Glendale Ave, #21
Sparks, Nevada 89431
TEL: (775) 355-1044 FAX: (775) 355-0406
Website: www.alpha-analytical.com

Analytical Report

WO#: **CHH2211066**
Report Date: **11/14/2022**

CLIENT: CH2M Hill
Collection Date: 11/2/2022 8:27:00 AM
Project: DFSP Norwalk
Lab ID: 2211066-02
Matrix: AQUEOUS
Client Sample ID: GMW-26

Analyses	Result	RL	Qual	Units	Date Analyzed	Method
1,2-Dibromoethane (EDB)	ND	2.0		µg/L	11/8/2022	EPA 8260
Tetrachloroethene	ND	1.0		µg/L	11/8/2022	EPA 8260
1,1,1,2-Tetrachloroethane	ND	1.0		µg/L	11/8/2022	EPA 8260
Chlorobenzene	ND	1.0		µg/L	11/8/2022	EPA 8260
Ethylbenzene	ND	0.50		µg/L	11/8/2022	EPA 8260
m,p-Xylene	ND	0.50		µg/L	11/8/2022	EPA 8260
Bromoform	ND	1.0		µg/L	11/8/2022	EPA 8260
Xylenes, Total	ND	0.50		µg/L	11/8/2022	EPA 8260
Styrene	ND	1.0		µg/L	11/8/2022	EPA 8260
o-Xylene	ND	0.50		µg/L	11/8/2022	EPA 8260
1,1,2,2-Tetrachloroethane	ND	1.0		µg/L	11/8/2022	EPA 8260
1,2,3-Trichloropropane	ND	2.0		µg/L	11/8/2022	EPA 8260
Isopropylbenzene	ND	1.0		µg/L	11/8/2022	EPA 8260
Bromobenzene	ND	1.0		µg/L	11/8/2022	EPA 8260
n-Propylbenzene	ND	1.0		µg/L	11/8/2022	EPA 8260
4-Chlorotoluene	ND	1.0		µg/L	11/8/2022	EPA 8260
2-Chlorotoluene	ND	1.0		µg/L	11/8/2022	EPA 8260
1,3,5-Trimethylbenzene	ND	1.0		µg/L	11/8/2022	EPA 8260
tert-Butylbenzene	ND	1.0		µg/L	11/8/2022	EPA 8260
1,2,4-Trimethylbenzene	ND	1.0		µg/L	11/8/2022	EPA 8260
sec-Butylbenzene	ND	1.0		µg/L	11/8/2022	EPA 8260
1,3-Dichlorobenzene	ND	1.0		µg/L	11/8/2022	EPA 8260
1,4-Dichlorobenzene	ND	1.0		µg/L	11/8/2022	EPA 8260
4-Isopropyltoluene	ND	1.0		µg/L	11/8/2022	EPA 8260
1,2-Dichlorobenzene	ND	1.0		µg/L	11/8/2022	EPA 8260
n-Butylbenzene	ND	1.0		µg/L	11/8/2022	EPA 8260
1,2-Dibromo-3-chloropropane (DBCP)	ND	5.0		µg/L	11/8/2022	EPA 8260
1,2,4-Trichlorobenzene	ND	2.0		µg/L	11/8/2022	EPA 8260
Naphthalene	ND	10		µg/L	11/8/2022	EPA 8260
1,2,3-Trichlorobenzene	ND	2.0		µg/L	11/8/2022	EPA 8260
Surr: 1,2-Dichloroethane-d4	108	70-130		%Rec	11/8/2022	EPA 8260
Surr: Toluene-d8	105	70-130		%Rec	11/8/2022	EPA 8260
Surr: 4-Bromofluorobenzene	104	70-130		%Rec	11/8/2022	EPA 8260

ALPHA ANALYTICAL INC.

Alpha Analytical, Inc.
255 Glendale Ave, #21
Sparks, Nevada 89431
TEL: (775) 355-1044 FAX: (775) 355-0406
Website: www.alpha-analytical.com

Analytical Report

WO#: **CHH2211066**
Report Date: **11/14/2022**

CLIENT: CH2M Hill
Collection Date: 11/2/2022 9:05:00 AM
Project: DFSP Norwalk
Lab ID: 2211066-03
Matrix: AQUEOUS
Client Sample ID: GMW-O-19

Analyses	Result	RL	Qual	Units	Date Analyzed	Method
TPH-E (DRO)	ND	0.050		mg/L	11/8/2022	EPA 8015C
Surr: Nonane	103	63-125		%Rec	11/8/2022	EPA 8015C
TPH-P (GRO)	ND	0.050		mg/L	11/8/2022	EPA 8015C
Surr: 1,2-Dichloroethane-d4	105	70-130		%Rec	11/8/2022	EPA 8015C
Surr: Toluene-d8	107	70-130		%Rec	11/8/2022	EPA 8015C
Surr: 4-Bromofluorobenzene	104	70-130		%Rec	11/8/2022	EPA 8015C
Dichlorodifluoromethane	ND	1.0		µg/L	11/8/2022	EPA 8260
Chloromethane	ND	2.0		µg/L	11/8/2022	EPA 8260
Vinyl chloride	ND	0.50		µg/L	11/8/2022	EPA 8260
Chloroethane	ND	1.0		µg/L	11/8/2022	EPA 8260
Bromomethane	ND	2.0		µg/L	11/8/2022	EPA 8260
Trichlorofluoromethane	ND	10		µg/L	11/8/2022	EPA 8260
Acetone	ND	10		µg/L	11/8/2022	EPA 8260
1,1-Dichloroethene	ND	1.0		µg/L	11/8/2022	EPA 8260
Tertiary Butyl Alcohol (TBA)	ND	10		µg/L	11/8/2022	EPA 8260
Dichloromethane	ND	5.0		µg/L	11/8/2022	EPA 8260
Freon-113	ND	10		µg/L	11/8/2022	EPA 8260
Carbon disulfide	ND	2.5		µg/L	11/8/2022	EPA 8260
trans-1,2-Dichloroethene	ND	1.0		µg/L	11/8/2022	EPA 8260
Methyl tert-butyl ether (MTBE)	ND	0.50		µg/L	11/8/2022	EPA 8260
1,1-Dichloroethane	ND	1.0		µg/L	11/8/2022	EPA 8260
Vinyl acetate	ND	50		µg/L	11/8/2022	EPA 8260
2-Butanone (MEK)	ND	10		µg/L	11/8/2022	EPA 8260
Di-isopropyl Ether (DIPE)	ND	1.0		µg/L	11/8/2022	EPA 8260
cis-1,2-Dichloroethene	ND	1.0		µg/L	11/8/2022	EPA 8260
Bromochloromethane	ND	1.0		µg/L	11/8/2022	EPA 8260
Chloroform	ND	1.0		µg/L	11/8/2022	EPA 8260
Ethyl Tertiary Butyl Ether (ETBE)	ND	1.0		µg/L	11/8/2022	EPA 8260
2,2-Dichloropropane	ND	1.0		µg/L	11/8/2022	EPA 8260
1,2-Dichloroethane	ND	0.50		µg/L	11/8/2022	EPA 8260
1,1,1-Trichloroethane	ND	1.0		µg/L	11/8/2022	EPA 8260
1,1-Dichloropropene	ND	1.0		µg/L	11/8/2022	EPA 8260
Carbon tetrachloride	ND	1.0		µg/L	11/8/2022	EPA 8260
Benzene	ND	0.50		µg/L	11/8/2022	EPA 8260
Tertiary Amyl Methyl Ether (TAME)	ND	1.0		µg/L	11/8/2022	EPA 8260
Dibromomethane	ND	1.0		µg/L	11/8/2022	EPA 8260
1,2-Dichloropropane	ND	1.0		µg/L	11/8/2022	EPA 8260
Trichloroethene	ND	1.0		µg/L	11/8/2022	EPA 8260
Bromodichloromethane	ND	1.0		µg/L	11/8/2022	EPA 8260
4-Methyl-2-pentanone (MIBK)	ND	10		µg/L	11/8/2022	EPA 8260
cis-1,3-Dichloropropene	ND	0.50		µg/L	11/8/2022	EPA 8260
trans-1,3-Dichloropropene	ND	0.50		µg/L	11/8/2022	EPA 8260
1,1,2-Trichloroethane	ND	1.0		µg/L	11/8/2022	EPA 8260
Toluene	ND	0.50		µg/L	11/8/2022	EPA 8260
1,3-Dichloropropane	ND	1.0		µg/L	11/8/2022	EPA 8260
2-Hexanone	ND	5.0		µg/L	11/8/2022	EPA 8260
Dibromochloromethane	ND	1.0		µg/L	11/8/2022	EPA 8260

ALPHA ANALYTICAL INC.

Alpha Analytical, Inc.
255 Glendale Ave, #21
Sparks, Nevada 89431
TEL: (775) 355-1044 FAX: (775) 355-0406
Website: www.alpha-analytical.com

Analytical Report

WO#: **CHH2211066**
Report Date: **11/14/2022**

CLIENT: CH2M Hill
Collection Date: 11/2/2022 9:05:00 AM
Project: DFSP Norwalk
Lab ID: 2211066-03
Matrix: AQUEOUS
Client Sample ID: GMW-O-19

Analyses	Result	RL	Qual	Units	Date Analyzed	Method
1,2-Dibromoethane (EDB)	ND	2.0		µg/L	11/8/2022	EPA 8260
Tetrachloroethene	ND	1.0		µg/L	11/8/2022	EPA 8260
1,1,1,2-Tetrachloroethane	ND	1.0		µg/L	11/8/2022	EPA 8260
Chlorobenzene	ND	1.0		µg/L	11/8/2022	EPA 8260
Ethylbenzene	ND	0.50		µg/L	11/8/2022	EPA 8260
m,p-Xylene	ND	0.50		µg/L	11/8/2022	EPA 8260
Bromoform	ND	1.0		µg/L	11/8/2022	EPA 8260
Xylenes, Total	ND	0.50		µg/L	11/8/2022	EPA 8260
Styrene	ND	1.0		µg/L	11/8/2022	EPA 8260
o-Xylene	ND	0.50		µg/L	11/8/2022	EPA 8260
1,1,2,2-Tetrachloroethane	ND	1.0		µg/L	11/8/2022	EPA 8260
1,2,3-Trichloropropane	ND	2.0		µg/L	11/8/2022	EPA 8260
Isopropylbenzene	ND	1.0		µg/L	11/8/2022	EPA 8260
Bromobenzene	ND	1.0		µg/L	11/8/2022	EPA 8260
n-Propylbenzene	ND	1.0		µg/L	11/8/2022	EPA 8260
4-Chlorotoluene	ND	1.0		µg/L	11/8/2022	EPA 8260
2-Chlorotoluene	ND	1.0		µg/L	11/8/2022	EPA 8260
1,3,5-Trimethylbenzene	ND	1.0		µg/L	11/8/2022	EPA 8260
tert-Butylbenzene	ND	1.0		µg/L	11/8/2022	EPA 8260
1,2,4-Trimethylbenzene	ND	1.0		µg/L	11/8/2022	EPA 8260
sec-Butylbenzene	ND	1.0		µg/L	11/8/2022	EPA 8260
1,3-Dichlorobenzene	ND	1.0		µg/L	11/8/2022	EPA 8260
1,4-Dichlorobenzene	ND	1.0		µg/L	11/8/2022	EPA 8260
4-Isopropyltoluene	ND	1.0		µg/L	11/8/2022	EPA 8260
1,2-Dichlorobenzene	ND	1.0		µg/L	11/8/2022	EPA 8260
n-Butylbenzene	ND	1.0		µg/L	11/8/2022	EPA 8260
1,2-Dibromo-3-chloropropane (DBCP)	ND	5.0		µg/L	11/8/2022	EPA 8260
1,2,4-Trichlorobenzene	ND	2.0		µg/L	11/8/2022	EPA 8260
Naphthalene	ND	10		µg/L	11/8/2022	EPA 8260
1,2,3-Trichlorobenzene	ND	2.0		µg/L	11/8/2022	EPA 8260
Surr: 1,2-Dichloroethane-d4	105	70-130		%Rec	11/8/2022	EPA 8260
Surr: Toluene-d8	107	70-130		%Rec	11/8/2022	EPA 8260
Surr: 4-Bromofluorobenzene	104	70-130		%Rec	11/8/2022	EPA 8260

ALPHA ANALYTICAL INC.

Alpha Analytical, Inc.
255 Glendale Ave, #21
Sparks, Nevada 89431
TEL: (775) 355-1044 FAX: (775) 355-0406
Website: www.alpha-analytical.com

Analytical Report

WO#: **CHH2211066**
Report Date: **11/14/2022**

CLIENT: CH2M Hill
Collection Date: 11/2/2022 9:36:00 AM
Project: DFSP Norwalk
Lab ID: 2211066-04
Matrix: AQUEOUS
Client Sample ID: GMW-O-16

Analyses	Result	RL	Qual	Units	Date Analyzed	Method
TPH-E (DRO)	ND	0.050		mg/L	11/8/2022	EPA 8015C
Surr: Nonane	101	63-125		%Rec	11/8/2022	EPA 8015C
TPH-P (GRO)	ND	0.050		mg/L	11/8/2022	EPA 8015C
Surr: 1,2-Dichloroethane-d4	106	70-130		%Rec	11/8/2022	EPA 8015C
Surr: Toluene-d8	108	70-130		%Rec	11/8/2022	EPA 8015C
Surr: 4-Bromofluorobenzene	104	70-130		%Rec	11/8/2022	EPA 8015C
Dichlorodifluoromethane	ND	1.0		µg/L	11/8/2022	EPA 8260
Chloromethane	ND	2.0		µg/L	11/8/2022	EPA 8260
Vinyl chloride	ND	0.50		µg/L	11/8/2022	EPA 8260
Chloroethane	ND	1.0		µg/L	11/8/2022	EPA 8260
Bromomethane	ND	2.0		µg/L	11/8/2022	EPA 8260
Trichlorofluoromethane	ND	10		µg/L	11/8/2022	EPA 8260
Acetone	ND	10		µg/L	11/8/2022	EPA 8260
1,1-Dichloroethene	ND	1.0		µg/L	11/8/2022	EPA 8260
Tertiary Butyl Alcohol (TBA)	ND	10		µg/L	11/8/2022	EPA 8260
Dichloromethane	ND	5.0		µg/L	11/8/2022	EPA 8260
Freon-113	ND	10		µg/L	11/8/2022	EPA 8260
Carbon disulfide	ND	2.5		µg/L	11/8/2022	EPA 8260
trans-1,2-Dichloroethene	ND	1.0		µg/L	11/8/2022	EPA 8260
Methyl tert-butyl ether (MTBE)	ND	0.50		µg/L	11/8/2022	EPA 8260
1,1-Dichloroethane	ND	1.0		µg/L	11/8/2022	EPA 8260
Vinyl acetate	ND	50		µg/L	11/8/2022	EPA 8260
2-Butanone (MEK)	ND	10		µg/L	11/8/2022	EPA 8260
Di-isopropyl Ether (DIPE)	ND	1.0		µg/L	11/8/2022	EPA 8260
cis-1,2-Dichloroethene	ND	1.0		µg/L	11/8/2022	EPA 8260
Bromochloromethane	ND	1.0		µg/L	11/8/2022	EPA 8260
Chloroform	ND	1.0		µg/L	11/8/2022	EPA 8260
Ethyl Tertiary Butyl Ether (ETBE)	ND	1.0		µg/L	11/8/2022	EPA 8260
2,2-Dichloropropane	ND	1.0		µg/L	11/8/2022	EPA 8260
1,2-Dichloroethane	ND	0.50		µg/L	11/8/2022	EPA 8260
1,1,1-Trichloroethane	ND	1.0		µg/L	11/8/2022	EPA 8260
1,1-Dichloropropene	ND	1.0		µg/L	11/8/2022	EPA 8260
Carbon tetrachloride	ND	1.0		µg/L	11/8/2022	EPA 8260
Benzene	ND	0.50		µg/L	11/8/2022	EPA 8260
Tertiary Amyl Methyl Ether (TAME)	ND	1.0		µg/L	11/8/2022	EPA 8260
Dibromomethane	ND	1.0		µg/L	11/8/2022	EPA 8260
1,2-Dichloropropane	ND	1.0		µg/L	11/8/2022	EPA 8260
Trichloroethene	ND	1.0		µg/L	11/8/2022	EPA 8260
Bromodichloromethane	ND	1.0		µg/L	11/8/2022	EPA 8260
4-Methyl-2-pentanone (MIBK)	ND	10		µg/L	11/8/2022	EPA 8260
cis-1,3-Dichloropropene	ND	0.50		µg/L	11/8/2022	EPA 8260
trans-1,3-Dichloropropene	ND	0.50		µg/L	11/8/2022	EPA 8260
1,1,2-Trichloroethane	ND	1.0		µg/L	11/8/2022	EPA 8260
Toluene	ND	0.50		µg/L	11/8/2022	EPA 8260
1,3-Dichloropropane	ND	1.0		µg/L	11/8/2022	EPA 8260
2-Hexanone	ND	5.0		µg/L	11/8/2022	EPA 8260
Dibromochloromethane	ND	1.0		µg/L	11/8/2022	EPA 8260

ALPHA ANALYTICAL INC.

Alpha Analytical, Inc.
255 Glendale Ave, #21
Sparks, Nevada 89431
TEL: (775) 355-1044 FAX: (775) 355-0406
Website: www.alpha-analytical.com

Analytical Report

WO#: **CHH2211066**
Report Date: **11/14/2022**

CLIENT: CH2M Hill
Collection Date: 11/2/2022 9:36:00 AM
Project: DFSP Norwalk
Lab ID: 2211066-04
Matrix: AQUEOUS
Client Sample ID: GMW-O-16

Analyses	Result	RL	Qual	Units	Date Analyzed	Method
1,2-Dibromoethane (EDB)	ND	2.0		µg/L	11/8/2022	EPA 8260
Tetrachloroethene	ND	1.0		µg/L	11/8/2022	EPA 8260
1,1,1,2-Tetrachloroethane	ND	1.0		µg/L	11/8/2022	EPA 8260
Chlorobenzene	ND	1.0		µg/L	11/8/2022	EPA 8260
Ethylbenzene	ND	0.50		µg/L	11/8/2022	EPA 8260
m,p-Xylene	ND	0.50		µg/L	11/8/2022	EPA 8260
Bromoform	ND	1.0		µg/L	11/8/2022	EPA 8260
Xylenes, Total	ND	0.50		µg/L	11/8/2022	EPA 8260
Styrene	ND	1.0		µg/L	11/8/2022	EPA 8260
o-Xylene	ND	0.50		µg/L	11/8/2022	EPA 8260
1,1,2,2-Tetrachloroethane	ND	1.0		µg/L	11/8/2022	EPA 8260
1,2,3-Trichloropropane	ND	2.0		µg/L	11/8/2022	EPA 8260
Isopropylbenzene	ND	1.0		µg/L	11/8/2022	EPA 8260
Bromobenzene	ND	1.0		µg/L	11/8/2022	EPA 8260
n-Propylbenzene	ND	1.0		µg/L	11/8/2022	EPA 8260
4-Chlorotoluene	ND	1.0		µg/L	11/8/2022	EPA 8260
2-Chlorotoluene	ND	1.0		µg/L	11/8/2022	EPA 8260
1,3,5-Trimethylbenzene	ND	1.0		µg/L	11/8/2022	EPA 8260
tert-Butylbenzene	ND	1.0		µg/L	11/8/2022	EPA 8260
1,2,4-Trimethylbenzene	ND	1.0		µg/L	11/8/2022	EPA 8260
sec-Butylbenzene	ND	1.0		µg/L	11/8/2022	EPA 8260
1,3-Dichlorobenzene	ND	1.0		µg/L	11/8/2022	EPA 8260
1,4-Dichlorobenzene	ND	1.0		µg/L	11/8/2022	EPA 8260
4-Isopropyltoluene	ND	1.0		µg/L	11/8/2022	EPA 8260
1,2-Dichlorobenzene	ND	1.0		µg/L	11/8/2022	EPA 8260
n-Butylbenzene	ND	1.0		µg/L	11/8/2022	EPA 8260
1,2-Dibromo-3-chloropropane (DBCP)	ND	5.0		µg/L	11/8/2022	EPA 8260
1,2,4-Trichlorobenzene	ND	2.0		µg/L	11/8/2022	EPA 8260
Naphthalene	ND	10		µg/L	11/8/2022	EPA 8260
1,2,3-Trichlorobenzene	ND	2.0		µg/L	11/8/2022	EPA 8260
Surr: 1,2-Dichloroethane-d4	106	70-130		%Rec	11/8/2022	EPA 8260
Surr: Toluene-d8	108	70-130		%Rec	11/8/2022	EPA 8260
Surr: 4-Bromofluorobenzene	104	70-130		%Rec	11/8/2022	EPA 8260

ALPHA ANALYTICAL INC.

Alpha Analytical, Inc.
255 Glendale Ave, #21
Sparks, Nevada 89431
TEL: (775) 355-1044 FAX: (775) 355-0406
Website: www.alpha-analytical.com

Analytical Report

WO#: **CHH2211066**
Report Date: **11/14/2022**

CLIENT: CH2M Hill
Collection Date: 11/2/2022 10:34:00 AM
Project: DFSP Norwalk
Lab ID: 2211066-05
Matrix: AQUEOUS
Client Sample ID: WCW-6

Analyses	Result	RL	Qual	Units	Date Analyzed	Method
TPH-E (DRO)	ND	0.050		mg/L	11/8/2022	EPA 8015C
Surr: Nonane	97	63-125		%Rec	11/8/2022	EPA 8015C
TPH-P (GRO)	ND	0.050		mg/L	11/8/2022	EPA 8015C
Surr: 1,2-Dichloroethane-d4	110	70-130		%Rec	11/8/2022	EPA 8015C
Surr: Toluene-d8	105	70-130		%Rec	11/8/2022	EPA 8015C
Surr: 4-Bromofluorobenzene	102	70-130		%Rec	11/8/2022	EPA 8015C
Dichlorodifluoromethane	ND	1.0		µg/L	11/8/2022	EPA 8260
Chloromethane	ND	2.0		µg/L	11/8/2022	EPA 8260
Vinyl chloride	ND	0.50		µg/L	11/8/2022	EPA 8260
Chloroethane	ND	1.0		µg/L	11/8/2022	EPA 8260
Bromomethane	ND	2.0		µg/L	11/8/2022	EPA 8260
Trichlorofluoromethane	ND	10		µg/L	11/8/2022	EPA 8260
Acetone	ND	10		µg/L	11/8/2022	EPA 8260
1,1-Dichloroethene	ND	1.0		µg/L	11/8/2022	EPA 8260
Tertiary Butyl Alcohol (TBA)	ND	10		µg/L	11/8/2022	EPA 8260
Dichloromethane	ND	5.0		µg/L	11/8/2022	EPA 8260
Freon-113	ND	10		µg/L	11/8/2022	EPA 8260
Carbon disulfide	ND	2.5		µg/L	11/8/2022	EPA 8260
trans-1,2-Dichloroethene	ND	1.0		µg/L	11/8/2022	EPA 8260
Methyl tert-butyl ether (MTBE)	ND	0.50		µg/L	11/8/2022	EPA 8260
1,1-Dichloroethane	ND	1.0		µg/L	11/8/2022	EPA 8260
Vinyl acetate	ND	50		µg/L	11/8/2022	EPA 8260
2-Butanone (MEK)	ND	10		µg/L	11/8/2022	EPA 8260
Di-isopropyl Ether (DIPE)	ND	1.0		µg/L	11/8/2022	EPA 8260
cis-1,2-Dichloroethene	ND	1.0		µg/L	11/8/2022	EPA 8260
Bromochloromethane	ND	1.0		µg/L	11/8/2022	EPA 8260
Chloroform	ND	1.0		µg/L	11/8/2022	EPA 8260
Ethyl Tertiary Butyl Ether (ETBE)	ND	1.0		µg/L	11/8/2022	EPA 8260
2,2-Dichloropropane	ND	1.0		µg/L	11/8/2022	EPA 8260
1,2-Dichloroethane	2.8	0.50		µg/L	11/8/2022	EPA 8260
1,1,1-Trichloroethane	ND	1.0		µg/L	11/8/2022	EPA 8260
1,1-Dichloropropene	ND	1.0		µg/L	11/8/2022	EPA 8260
Carbon tetrachloride	ND	1.0		µg/L	11/8/2022	EPA 8260
Benzene	ND	0.50		µg/L	11/8/2022	EPA 8260
Tertiary Amyl Methyl Ether (TAME)	ND	1.0		µg/L	11/8/2022	EPA 8260
Dibromomethane	ND	1.0		µg/L	11/8/2022	EPA 8260
1,2-Dichloropropane	ND	1.0		µg/L	11/8/2022	EPA 8260
Trichloroethene	ND	1.0		µg/L	11/8/2022	EPA 8260
Bromodichloromethane	ND	1.0		µg/L	11/8/2022	EPA 8260
4-Methyl-2-pentanone (MIBK)	ND	10		µg/L	11/8/2022	EPA 8260
cis-1,3-Dichloropropene	ND	0.50		µg/L	11/8/2022	EPA 8260
trans-1,3-Dichloropropene	ND	0.50		µg/L	11/8/2022	EPA 8260
1,1,2-Trichloroethane	ND	1.0		µg/L	11/8/2022	EPA 8260
Toluene	ND	0.50		µg/L	11/8/2022	EPA 8260
1,3-Dichloropropane	ND	1.0		µg/L	11/8/2022	EPA 8260
2-Hexanone	ND	5.0		µg/L	11/8/2022	EPA 8260
Dibromochloromethane	ND	1.0		µg/L	11/8/2022	EPA 8260

ALPHA ANALYTICAL INC.

Alpha Analytical, Inc.
255 Glendale Ave, #21
Sparks, Nevada 89431
TEL: (775) 355-1044 FAX: (775) 355-0406
Website: www.alpha-analytical.com

Analytical Report

WO#: **CHH2211066**
Report Date: **11/14/2022**

CLIENT: CH2M Hill
Collection Date: 11/2/2022 10:34:00 AM
Project: DFSP Norwalk
Lab ID: 2211066-05
Matrix: AQUEOUS
Client Sample ID: WCW-6

Analyses	Result	RL	Qual	Units	Date Analyzed	Method
1,2-Dibromoethane (EDB)	ND	2.0		µg/L	11/8/2022	EPA 8260
Tetrachloroethene	ND	1.0		µg/L	11/8/2022	EPA 8260
1,1,1,2-Tetrachloroethane	ND	1.0		µg/L	11/8/2022	EPA 8260
Chlorobenzene	ND	1.0		µg/L	11/8/2022	EPA 8260
Ethylbenzene	ND	0.50		µg/L	11/8/2022	EPA 8260
m,p-Xylene	ND	0.50		µg/L	11/8/2022	EPA 8260
Bromoform	ND	1.0		µg/L	11/8/2022	EPA 8260
Xylenes, Total	ND	0.50		µg/L	11/8/2022	EPA 8260
Styrene	ND	1.0		µg/L	11/8/2022	EPA 8260
o-Xylene	ND	0.50		µg/L	11/8/2022	EPA 8260
1,1,2,2-Tetrachloroethane	ND	1.0		µg/L	11/8/2022	EPA 8260
1,2,3-Trichloropropane	ND	2.0		µg/L	11/8/2022	EPA 8260
Isopropylbenzene	ND	1.0		µg/L	11/8/2022	EPA 8260
Bromobenzene	ND	1.0		µg/L	11/8/2022	EPA 8260
n-Propylbenzene	ND	1.0		µg/L	11/8/2022	EPA 8260
4-Chlorotoluene	ND	1.0		µg/L	11/8/2022	EPA 8260
2-Chlorotoluene	ND	1.0		µg/L	11/8/2022	EPA 8260
1,3,5-Trimethylbenzene	ND	1.0		µg/L	11/8/2022	EPA 8260
tert-Butylbenzene	ND	1.0		µg/L	11/8/2022	EPA 8260
1,2,4-Trimethylbenzene	ND	1.0		µg/L	11/8/2022	EPA 8260
sec-Butylbenzene	ND	1.0		µg/L	11/8/2022	EPA 8260
1,3-Dichlorobenzene	ND	1.0		µg/L	11/8/2022	EPA 8260
1,4-Dichlorobenzene	ND	1.0		µg/L	11/8/2022	EPA 8260
4-Isopropyltoluene	ND	1.0		µg/L	11/8/2022	EPA 8260
1,2-Dichlorobenzene	ND	1.0		µg/L	11/8/2022	EPA 8260
n-Butylbenzene	ND	1.0		µg/L	11/8/2022	EPA 8260
1,2-Dibromo-3-chloropropane (DBCP)	ND	5.0		µg/L	11/8/2022	EPA 8260
1,2,4-Trichlorobenzene	ND	2.0		µg/L	11/8/2022	EPA 8260
Naphthalene	ND	10		µg/L	11/8/2022	EPA 8260
1,2,3-Trichlorobenzene	ND	2.0		µg/L	11/8/2022	EPA 8260
Surr: 1,2-Dichloroethane-d4	110	70-130		%Rec	11/8/2022	EPA 8260
Surr: Toluene-d8	105	70-130		%Rec	11/8/2022	EPA 8260
Surr: 4-Bromofluorobenzene	102	70-130		%Rec	11/8/2022	EPA 8260

ALPHA ANALYTICAL INC.

Alpha Analytical, Inc.
255 Glendale Ave, #21
Sparks, Nevada 89431
TEL: (775) 355-1044 FAX: (775) 355-0406
Website: www.alpha-analytical.com

Analytical Report

WO#: **CHH2211066**
Report Date: **11/14/2022**

CLIENT: CH2M Hill
Collection Date: 11/2/2022 11:06:00 AM
Project: DFSP Norwalk
Lab ID: 2211066-06
Matrix: AQUEOUS
Client Sample ID: WCW-2

Analyses	Result	RL	Qual	Units	Date Analyzed	Method
TPH-E (DRO)	ND	0.050		mg/L	11/8/2022	EPA 8015C
Surr: Nonane	95	63-125		%Rec	11/8/2022	EPA 8015C
TPH-P (GRO)	ND	0.050		mg/L	11/8/2022	EPA 8015C
Surr: 1,2-Dichloroethane-d4	110	70-130		%Rec	11/8/2022	EPA 8015C
Surr: Toluene-d8	107	70-130		%Rec	11/8/2022	EPA 8015C
Surr: 4-Bromofluorobenzene	108	70-130		%Rec	11/8/2022	EPA 8015C
Dichlorodifluoromethane	ND	1.0		µg/L	11/8/2022	EPA 8260
Chloromethane	ND	2.0		µg/L	11/8/2022	EPA 8260
Vinyl chloride	ND	0.50		µg/L	11/8/2022	EPA 8260
Chloroethane	ND	1.0		µg/L	11/8/2022	EPA 8260
Bromomethane	ND	2.0		µg/L	11/8/2022	EPA 8260
Trichlorofluoromethane	ND	10		µg/L	11/8/2022	EPA 8260
Acetone	ND	10		µg/L	11/8/2022	EPA 8260
1,1-Dichloroethene	ND	1.0		µg/L	11/8/2022	EPA 8260
Tertiary Butyl Alcohol (TBA)	ND	10		µg/L	11/8/2022	EPA 8260
Dichloromethane	ND	5.0		µg/L	11/8/2022	EPA 8260
Freon-113	ND	10		µg/L	11/8/2022	EPA 8260
Carbon disulfide	ND	2.5		µg/L	11/8/2022	EPA 8260
trans-1,2-Dichloroethene	ND	1.0		µg/L	11/8/2022	EPA 8260
Methyl tert-butyl ether (MTBE)	ND	0.50		µg/L	11/8/2022	EPA 8260
1,1-Dichloroethane	ND	1.0		µg/L	11/8/2022	EPA 8260
Vinyl acetate	ND	50		µg/L	11/8/2022	EPA 8260
2-Butanone (MEK)	ND	10		µg/L	11/8/2022	EPA 8260
Di-isopropyl Ether (DIPE)	ND	1.0		µg/L	11/8/2022	EPA 8260
cis-1,2-Dichloroethene	ND	1.0		µg/L	11/8/2022	EPA 8260
Bromochloromethane	ND	1.0		µg/L	11/8/2022	EPA 8260
Chloroform	ND	1.0		µg/L	11/8/2022	EPA 8260
Ethyl Tertiary Butyl Ether (ETBE)	ND	1.0		µg/L	11/8/2022	EPA 8260
2,2-Dichloropropane	ND	1.0		µg/L	11/8/2022	EPA 8260
1,2-Dichloroethane	ND	0.50		µg/L	11/8/2022	EPA 8260
1,1,1-Trichloroethane	ND	1.0		µg/L	11/8/2022	EPA 8260
1,1-Dichloropropene	ND	1.0		µg/L	11/8/2022	EPA 8260
Carbon tetrachloride	ND	1.0		µg/L	11/8/2022	EPA 8260
Benzene	ND	0.50		µg/L	11/8/2022	EPA 8260
Tertiary Amyl Methyl Ether (TAME)	ND	1.0		µg/L	11/8/2022	EPA 8260
Dibromomethane	ND	1.0		µg/L	11/8/2022	EPA 8260
1,2-Dichloropropane	ND	1.0		µg/L	11/8/2022	EPA 8260
Trichloroethene	ND	1.0		µg/L	11/8/2022	EPA 8260
Bromodichloromethane	ND	1.0		µg/L	11/8/2022	EPA 8260
4-Methyl-2-pentanone (MIBK)	ND	10		µg/L	11/8/2022	EPA 8260
cis-1,3-Dichloropropene	ND	0.50		µg/L	11/8/2022	EPA 8260
trans-1,3-Dichloropropene	ND	0.50		µg/L	11/8/2022	EPA 8260
1,1,2-Trichloroethane	ND	1.0		µg/L	11/8/2022	EPA 8260
Toluene	ND	0.50		µg/L	11/8/2022	EPA 8260
1,3-Dichloropropane	ND	1.0		µg/L	11/8/2022	EPA 8260
2-Hexanone	ND	5.0		µg/L	11/8/2022	EPA 8260
Dibromochloromethane	ND	1.0		µg/L	11/8/2022	EPA 8260

Alpha Analytical, Inc.
255 Glendale Ave, #21
Sparks, Nevada 89431
TEL: (775) 355-1044 FAX: (775) 355-0406
Website: www.alpha-analytical.com

Analytical Report

WO#: **CHH2211066**
Report Date: **11/14/2022**

CLIENT: CH2M Hill
Collection Date: 11/2/2022 11:06:00 AM
Project: DFSP Norwalk
Lab ID: 2211066-06
Matrix: AQUEOUS
Client Sample ID: WCW-2

Analyses	Result	RL	Qual	Units	Date Analyzed	Method
1,2-Dibromoethane (EDB)	ND	2.0		µg/L	11/8/2022	EPA 8260
Tetrachloroethene	ND	1.0		µg/L	11/8/2022	EPA 8260
1,1,1,2-Tetrachloroethane	ND	1.0		µg/L	11/8/2022	EPA 8260
Chlorobenzene	ND	1.0		µg/L	11/8/2022	EPA 8260
Ethylbenzene	ND	0.50		µg/L	11/8/2022	EPA 8260
m,p-Xylene	ND	0.50		µg/L	11/8/2022	EPA 8260
Bromoform	ND	1.0		µg/L	11/8/2022	EPA 8260
Xylenes, Total	ND	0.50		µg/L	11/8/2022	EPA 8260
Styrene	ND	1.0		µg/L	11/8/2022	EPA 8260
o-Xylene	ND	0.50		µg/L	11/8/2022	EPA 8260
1,1,2,2-Tetrachloroethane	ND	1.0		µg/L	11/8/2022	EPA 8260
1,2,3-Trichloropropane	ND	2.0		µg/L	11/8/2022	EPA 8260
Isopropylbenzene	ND	1.0		µg/L	11/8/2022	EPA 8260
Bromobenzene	ND	1.0		µg/L	11/8/2022	EPA 8260
n-Propylbenzene	ND	1.0		µg/L	11/8/2022	EPA 8260
4-Chlorotoluene	ND	1.0		µg/L	11/8/2022	EPA 8260
2-Chlorotoluene	ND	1.0		µg/L	11/8/2022	EPA 8260
1,3,5-Trimethylbenzene	ND	1.0		µg/L	11/8/2022	EPA 8260
tert-Butylbenzene	ND	1.0		µg/L	11/8/2022	EPA 8260
1,2,4-Trimethylbenzene	ND	1.0		µg/L	11/8/2022	EPA 8260
sec-Butylbenzene	ND	1.0		µg/L	11/8/2022	EPA 8260
1,3-Dichlorobenzene	ND	1.0		µg/L	11/8/2022	EPA 8260
1,4-Dichlorobenzene	ND	1.0		µg/L	11/8/2022	EPA 8260
4-Isopropyltoluene	ND	1.0		µg/L	11/8/2022	EPA 8260
1,2-Dichlorobenzene	ND	1.0		µg/L	11/8/2022	EPA 8260
n-Butylbenzene	ND	1.0		µg/L	11/8/2022	EPA 8260
1,2-Dibromo-3-chloropropane (DBCP)	ND	5.0		µg/L	11/8/2022	EPA 8260
1,2,4-Trichlorobenzene	ND	2.0		µg/L	11/8/2022	EPA 8260
Naphthalene	ND	10		µg/L	11/8/2022	EPA 8260
1,2,3-Trichlorobenzene	ND	2.0		µg/L	11/8/2022	EPA 8260
Surr: 1,2-Dichloroethane-d4	110	70-130		%Rec	11/8/2022	EPA 8260
Surr: Toluene-d8	107	70-130		%Rec	11/8/2022	EPA 8260
Surr: 4-Bromofluorobenzene	108	70-130		%Rec	11/8/2022	EPA 8260

ALPHA ANALYTICAL INC.

Alpha Analytical, Inc.
255 Glendale Ave, #21
Sparks, Nevada 89431
TEL: (775) 355-1044 FAX: (775) 355-0406
Website: www.alpha-analytical.com

Analytical Report

WO#: **CHH2211066**
Report Date: **11/14/2022**

CLIENT: CH2M Hill
Collection Date: 11/2/2022 11:39:00 AM
Project: DFSP Norwalk
Lab ID: 2211066-07
Matrix: AQUEOUS
Client Sample ID: WCW-3

Analyses	Result	RL	Qual	Units	Date Analyzed	Method
TPH-E (DRO)	ND	0.050		mg/L	11/8/2022	EPA 8015C
Surr: Nonane	96	63-125		%Rec	11/8/2022	EPA 8015C
TPH-P (GRO)	ND	0.050		mg/L	11/8/2022	EPA 8015C
Surr: 1,2-Dichloroethane-d4	110	70-130		%Rec	11/8/2022	EPA 8015C
Surr: Toluene-d8	104	70-130		%Rec	11/8/2022	EPA 8015C
Surr: 4-Bromofluorobenzene	106	70-130		%Rec	11/8/2022	EPA 8015C
Dichlorodifluoromethane	ND	1.0		µg/L	11/8/2022	EPA 8260
Chloromethane	ND	2.0		µg/L	11/8/2022	EPA 8260
Vinyl chloride	ND	0.50		µg/L	11/8/2022	EPA 8260
Chloroethane	ND	1.0		µg/L	11/8/2022	EPA 8260
Bromomethane	ND	2.0		µg/L	11/8/2022	EPA 8260
Trichlorofluoromethane	ND	10		µg/L	11/8/2022	EPA 8260
Acetone	ND	10		µg/L	11/8/2022	EPA 8260
1,1-Dichloroethene	ND	1.0		µg/L	11/8/2022	EPA 8260
Tertiary Butyl Alcohol (TBA)	ND	10		µg/L	11/8/2022	EPA 8260
Dichloromethane	ND	5.0		µg/L	11/8/2022	EPA 8260
Freon-113	ND	10		µg/L	11/8/2022	EPA 8260
Carbon disulfide	ND	2.5		µg/L	11/8/2022	EPA 8260
trans-1,2-Dichloroethene	ND	1.0		µg/L	11/8/2022	EPA 8260
Methyl tert-butyl ether (MTBE)	ND	0.50		µg/L	11/8/2022	EPA 8260
1,1-Dichloroethane	ND	1.0		µg/L	11/8/2022	EPA 8260
Vinyl acetate	ND	50		µg/L	11/8/2022	EPA 8260
2-Butanone (MEK)	ND	10		µg/L	11/8/2022	EPA 8260
Di-isopropyl Ether (DIPE)	ND	1.0		µg/L	11/8/2022	EPA 8260
cis-1,2-Dichloroethene	ND	1.0		µg/L	11/8/2022	EPA 8260
Bromochloromethane	ND	1.0		µg/L	11/8/2022	EPA 8260
Chloroform	ND	1.0		µg/L	11/8/2022	EPA 8260
Ethyl Tertiary Butyl Ether (ETBE)	ND	1.0		µg/L	11/8/2022	EPA 8260
2,2-Dichloropropane	ND	1.0		µg/L	11/8/2022	EPA 8260
1,2-Dichloroethane	ND	0.50		µg/L	11/8/2022	EPA 8260
1,1,1-Trichloroethane	ND	1.0		µg/L	11/8/2022	EPA 8260
1,1-Dichloropropene	ND	1.0		µg/L	11/8/2022	EPA 8260
Carbon tetrachloride	ND	1.0		µg/L	11/8/2022	EPA 8260
Benzene	ND	0.50		µg/L	11/8/2022	EPA 8260
Tertiary Amyl Methyl Ether (TAME)	ND	1.0		µg/L	11/8/2022	EPA 8260
Dibromomethane	ND	1.0		µg/L	11/8/2022	EPA 8260
1,2-Dichloropropane	ND	1.0		µg/L	11/8/2022	EPA 8260
Trichloroethene	ND	1.0		µg/L	11/8/2022	EPA 8260
Bromodichloromethane	ND	1.0		µg/L	11/8/2022	EPA 8260
4-Methyl-2-pentanone (MIBK)	ND	10		µg/L	11/8/2022	EPA 8260
cis-1,3-Dichloropropene	ND	0.50		µg/L	11/8/2022	EPA 8260
trans-1,3-Dichloropropene	ND	0.50		µg/L	11/8/2022	EPA 8260
1,1,2-Trichloroethane	ND	1.0		µg/L	11/8/2022	EPA 8260
Toluene	ND	0.50		µg/L	11/8/2022	EPA 8260
1,3-Dichloropropane	ND	1.0		µg/L	11/8/2022	EPA 8260
2-Hexanone	ND	5.0		µg/L	11/8/2022	EPA 8260
Dibromochloromethane	ND	1.0		µg/L	11/8/2022	EPA 8260

ALPHA ANALYTICAL INC.

Alpha Analytical, Inc.
255 Glendale Ave, #21
Sparks, Nevada 89431
TEL: (775) 355-1044 FAX: (775) 355-0406
Website: www.alpha-analytical.com

Analytical Report

WO#: **CHH2211066**
Report Date: **11/14/2022**

CLIENT: CH2M Hill
Collection Date: 11/2/2022 11:39:00 AM
Project: DFSP Norwalk
Lab ID: 2211066-07
Matrix: AQUEOUS
Client Sample ID: WCW-3

Analyses	Result	RL	Qual	Units	Date Analyzed	Method
1,2-Dibromoethane (EDB)	ND	2.0		µg/L	11/8/2022	EPA 8260
Tetrachloroethene	ND	1.0		µg/L	11/8/2022	EPA 8260
1,1,1,2-Tetrachloroethane	ND	1.0		µg/L	11/8/2022	EPA 8260
Chlorobenzene	ND	1.0		µg/L	11/8/2022	EPA 8260
Ethylbenzene	ND	0.50		µg/L	11/8/2022	EPA 8260
m,p-Xylene	ND	0.50		µg/L	11/8/2022	EPA 8260
Bromoform	ND	1.0		µg/L	11/8/2022	EPA 8260
Xylenes, Total	ND	0.50		µg/L	11/8/2022	EPA 8260
Styrene	ND	1.0		µg/L	11/8/2022	EPA 8260
o-Xylene	ND	0.50		µg/L	11/8/2022	EPA 8260
1,1,2,2-Tetrachloroethane	ND	1.0		µg/L	11/8/2022	EPA 8260
1,2,3-Trichloropropane	ND	2.0		µg/L	11/8/2022	EPA 8260
Isopropylbenzene	ND	1.0		µg/L	11/8/2022	EPA 8260
Bromobenzene	ND	1.0		µg/L	11/8/2022	EPA 8260
n-Propylbenzene	ND	1.0		µg/L	11/8/2022	EPA 8260
4-Chlorotoluene	ND	1.0		µg/L	11/8/2022	EPA 8260
2-Chlorotoluene	ND	1.0		µg/L	11/8/2022	EPA 8260
1,3,5-Trimethylbenzene	ND	1.0		µg/L	11/8/2022	EPA 8260
tert-Butylbenzene	ND	1.0		µg/L	11/8/2022	EPA 8260
1,2,4-Trimethylbenzene	ND	1.0		µg/L	11/8/2022	EPA 8260
sec-Butylbenzene	ND	1.0		µg/L	11/8/2022	EPA 8260
1,3-Dichlorobenzene	ND	1.0		µg/L	11/8/2022	EPA 8260
1,4-Dichlorobenzene	ND	1.0		µg/L	11/8/2022	EPA 8260
4-Isopropyltoluene	ND	1.0		µg/L	11/8/2022	EPA 8260
1,2-Dichlorobenzene	ND	1.0		µg/L	11/8/2022	EPA 8260
n-Butylbenzene	ND	1.0		µg/L	11/8/2022	EPA 8260
1,2-Dibromo-3-chloropropane (DBCP)	ND	5.0		µg/L	11/8/2022	EPA 8260
1,2,4-Trichlorobenzene	ND	2.0		µg/L	11/8/2022	EPA 8260
Naphthalene	ND	10		µg/L	11/8/2022	EPA 8260
1,2,3-Trichlorobenzene	ND	2.0		µg/L	11/8/2022	EPA 8260
Surr: 1,2-Dichloroethane-d4	110	70-130		%Rec	11/8/2022	EPA 8260
Surr: Toluene-d8	104	70-130		%Rec	11/8/2022	EPA 8260
Surr: 4-Bromofluorobenzene	106	70-130		%Rec	11/8/2022	EPA 8260

ALPHA ANALYTICAL INC.

Alpha Analytical, Inc.
255 Glendale Ave, #21
Sparks, Nevada 89431
TEL: (775) 355-1044 FAX: (775) 355-0406
Website: www.alpha-analytical.com

Analytical Report

WO#: **CHH2211066**
Report Date: **11/14/2022**

CLIENT: CH2M Hill
Collection Date: 11/2/2022 1:00:00 PM
Project: DFSP Norwalk
Lab ID: 2211066-08
Matrix: AQUEOUS
Client Sample ID: WCW-14

Analyses	Result	RL	Qual	Units	Date Analyzed	Method
TPH-E (DRO)	ND	0.050		mg/L	11/8/2022	EPA 8015C
Surr: Nonane	95	63-125		%Rec	11/8/2022	EPA 8015C
TPH-P (GRO)	ND	0.050		mg/L	11/8/2022	EPA 8015C
Surr: 1,2-Dichloroethane-d4	112	70-130		%Rec	11/8/2022	EPA 8015C
Surr: Toluene-d8	106	70-130		%Rec	11/8/2022	EPA 8015C
Surr: 4-Bromofluorobenzene	106	70-130		%Rec	11/8/2022	EPA 8015C
Dichlorodifluoromethane	ND	1.0		µg/L	11/8/2022	EPA 8260
Chloromethane	ND	2.0		µg/L	11/8/2022	EPA 8260
Vinyl chloride	ND	0.50		µg/L	11/8/2022	EPA 8260
Chloroethane	ND	1.0		µg/L	11/8/2022	EPA 8260
Bromomethane	ND	2.0		µg/L	11/8/2022	EPA 8260
Trichlorofluoromethane	ND	10		µg/L	11/8/2022	EPA 8260
Acetone	ND	10		µg/L	11/8/2022	EPA 8260
1,1-Dichloroethene	ND	1.0		µg/L	11/8/2022	EPA 8260
Tertiary Butyl Alcohol (TBA)	ND	10		µg/L	11/8/2022	EPA 8260
Dichloromethane	ND	5.0		µg/L	11/8/2022	EPA 8260
Freon-113	ND	10		µg/L	11/8/2022	EPA 8260
Carbon disulfide	ND	2.5		µg/L	11/8/2022	EPA 8260
trans-1,2-Dichloroethene	ND	1.0		µg/L	11/8/2022	EPA 8260
Methyl tert-butyl ether (MTBE)	ND	0.50		µg/L	11/8/2022	EPA 8260
1,1-Dichloroethane	ND	1.0		µg/L	11/8/2022	EPA 8260
Vinyl acetate	ND	50		µg/L	11/8/2022	EPA 8260
2-Butanone (MEK)	ND	10		µg/L	11/8/2022	EPA 8260
Di-isopropyl Ether (DIPE)	ND	1.0		µg/L	11/8/2022	EPA 8260
cis-1,2-Dichloroethene	ND	1.0		µg/L	11/8/2022	EPA 8260
Bromochloromethane	ND	1.0		µg/L	11/8/2022	EPA 8260
Chloroform	ND	1.0		µg/L	11/8/2022	EPA 8260
Ethyl Tertiary Butyl Ether (ETBE)	ND	1.0		µg/L	11/8/2022	EPA 8260
2,2-Dichloropropane	ND	1.0		µg/L	11/8/2022	EPA 8260
1,2-Dichloroethane	0.79	0.50		µg/L	11/8/2022	EPA 8260
1,1,1-Trichloroethane	ND	1.0		µg/L	11/8/2022	EPA 8260
1,1-Dichloropropene	ND	1.0		µg/L	11/8/2022	EPA 8260
Carbon tetrachloride	ND	1.0		µg/L	11/8/2022	EPA 8260
Benzene	ND	0.50		µg/L	11/8/2022	EPA 8260
Tertiary Amyl Methyl Ether (TAME)	ND	1.0		µg/L	11/8/2022	EPA 8260
Dibromomethane	ND	1.0		µg/L	11/8/2022	EPA 8260
1,2-Dichloropropane	ND	1.0		µg/L	11/8/2022	EPA 8260
Trichloroethene	ND	1.0		µg/L	11/8/2022	EPA 8260
Bromodichloromethane	ND	1.0		µg/L	11/8/2022	EPA 8260
4-Methyl-2-pentanone (MIBK)	ND	10		µg/L	11/8/2022	EPA 8260
cis-1,3-Dichloropropene	ND	0.50		µg/L	11/8/2022	EPA 8260
trans-1,3-Dichloropropene	ND	0.50		µg/L	11/8/2022	EPA 8260
1,1,2-Trichloroethane	ND	1.0		µg/L	11/8/2022	EPA 8260
Toluene	ND	0.50		µg/L	11/8/2022	EPA 8260
1,3-Dichloropropane	ND	1.0		µg/L	11/8/2022	EPA 8260
2-Hexanone	ND	5.0		µg/L	11/8/2022	EPA 8260
Dibromochloromethane	ND	1.0		µg/L	11/8/2022	EPA 8260

ALPHA ANALYTICAL INC.

Alpha Analytical, Inc.
255 Glendale Ave, #21
Sparks, Nevada 89431
TEL: (775) 355-1044 FAX: (775) 355-0406
Website: www.alpha-analytical.com

Analytical Report

WO#: **CHH2211066**
Report Date: **11/14/2022**

CLIENT: CH2M Hill
Collection Date: 11/2/2022 1:00:00 PM
Project: DFSP Norwalk
Lab ID: 2211066-08
Matrix: AQUEOUS
Client Sample ID: WCW-14

Analyses	Result	RL	Qual	Units	Date Analyzed	Method
1,2-Dibromoethane (EDB)	ND	2.0		µg/L	11/8/2022	EPA 8260
Tetrachloroethene	ND	1.0		µg/L	11/8/2022	EPA 8260
1,1,1,2-Tetrachloroethane	ND	1.0		µg/L	11/8/2022	EPA 8260
Chlorobenzene	ND	1.0		µg/L	11/8/2022	EPA 8260
Ethylbenzene	ND	0.50		µg/L	11/8/2022	EPA 8260
m,p-Xylene	ND	0.50		µg/L	11/8/2022	EPA 8260
Bromoform	ND	1.0		µg/L	11/8/2022	EPA 8260
Xylenes, Total	ND	0.50		µg/L	11/8/2022	EPA 8260
Styrene	ND	1.0		µg/L	11/8/2022	EPA 8260
o-Xylene	ND	0.50		µg/L	11/8/2022	EPA 8260
1,1,2,2-Tetrachloroethane	ND	1.0		µg/L	11/8/2022	EPA 8260
1,2,3-Trichloropropane	ND	2.0		µg/L	11/8/2022	EPA 8260
Isopropylbenzene	ND	1.0		µg/L	11/8/2022	EPA 8260
Bromobenzene	ND	1.0		µg/L	11/8/2022	EPA 8260
n-Propylbenzene	ND	1.0		µg/L	11/8/2022	EPA 8260
4-Chlorotoluene	ND	1.0		µg/L	11/8/2022	EPA 8260
2-Chlorotoluene	ND	1.0		µg/L	11/8/2022	EPA 8260
1,3,5-Trimethylbenzene	ND	1.0		µg/L	11/8/2022	EPA 8260
tert-Butylbenzene	ND	1.0		µg/L	11/8/2022	EPA 8260
1,2,4-Trimethylbenzene	ND	1.0		µg/L	11/8/2022	EPA 8260
sec-Butylbenzene	ND	1.0		µg/L	11/8/2022	EPA 8260
1,3-Dichlorobenzene	ND	1.0		µg/L	11/8/2022	EPA 8260
1,4-Dichlorobenzene	ND	1.0		µg/L	11/8/2022	EPA 8260
4-Isopropyltoluene	ND	1.0		µg/L	11/8/2022	EPA 8260
1,2-Dichlorobenzene	ND	1.0		µg/L	11/8/2022	EPA 8260
n-Butylbenzene	ND	1.0		µg/L	11/8/2022	EPA 8260
1,2-Dibromo-3-chloropropane (DBCP)	ND	5.0		µg/L	11/8/2022	EPA 8260
1,2,4-Trichlorobenzene	ND	2.0		µg/L	11/8/2022	EPA 8260
Naphthalene	ND	10		µg/L	11/8/2022	EPA 8260
1,2,3-Trichlorobenzene	ND	2.0		µg/L	11/8/2022	EPA 8260
Surr: 1,2-Dichloroethane-d4	112	70-130		%Rec	11/8/2022	EPA 8260
Surr: Toluene-d8	106	70-130		%Rec	11/8/2022	EPA 8260
Surr: 4-Bromofluorobenzene	106	70-130		%Rec	11/8/2022	EPA 8260

ALPHA ANALYTICAL INC.

Alpha Analytical, Inc.
255 Glendale Ave, #21
Sparks, Nevada 89431
TEL: (775) 355-1044 FAX: (775) 355-0406
Website: www.alpha-analytical.com

Analytical Report

WO#: **CHH2211066**
Report Date: **11/14/2022**

CLIENT: CH2M Hill
Collection Date: 11/2/2022 1:32:00 PM
Project: DFSP Norwalk
Lab ID: 2211066-09
Matrix: AQUEOUS
Client Sample ID: EXP-4

Analyses	Result	RL	Qual	Units	Date Analyzed	Method
TPH-E (DRO)	ND	0.050		mg/L	11/9/2022	EPA 8015C
Surr: Nonane	101	63-125		%Rec	11/9/2022	EPA 8015C
TPH-P (GRO)	ND	0.050		mg/L	11/8/2022	EPA 8015C
Surr: 1,2-Dichloroethane-d4	112	70-130		%Rec	11/8/2022	EPA 8015C
Surr: Toluene-d8	107	70-130		%Rec	11/8/2022	EPA 8015C
Surr: 4-Bromofluorobenzene	101	70-130		%Rec	11/8/2022	EPA 8015C
Dichlorodifluoromethane	ND	1.0		µg/L	11/8/2022	EPA 8260
Chloromethane	ND	2.0		µg/L	11/8/2022	EPA 8260
Vinyl chloride	ND	0.50		µg/L	11/8/2022	EPA 8260
Chloroethane	ND	1.0		µg/L	11/8/2022	EPA 8260
Bromomethane	ND	2.0		µg/L	11/8/2022	EPA 8260
Trichlorofluoromethane	ND	10		µg/L	11/8/2022	EPA 8260
Acetone	ND	10		µg/L	11/8/2022	EPA 8260
1,1-Dichloroethene	ND	1.0		µg/L	11/8/2022	EPA 8260
Tertiary Butyl Alcohol (TBA)	ND	10		µg/L	11/8/2022	EPA 8260
Dichloromethane	ND	5.0		µg/L	11/8/2022	EPA 8260
Freon-113	ND	10		µg/L	11/8/2022	EPA 8260
Carbon disulfide	ND	2.5		µg/L	11/8/2022	EPA 8260
trans-1,2-Dichloroethene	ND	1.0		µg/L	11/8/2022	EPA 8260
Methyl tert-butyl ether (MTBE)	ND	0.50		µg/L	11/8/2022	EPA 8260
1,1-Dichloroethane	ND	1.0		µg/L	11/8/2022	EPA 8260
Vinyl acetate	ND	50		µg/L	11/8/2022	EPA 8260
2-Butanone (MEK)	ND	10		µg/L	11/8/2022	EPA 8260
Di-isopropyl Ether (DIPE)	ND	1.0		µg/L	11/8/2022	EPA 8260
cis-1,2-Dichloroethene	ND	1.0		µg/L	11/8/2022	EPA 8260
Bromochloromethane	ND	1.0		µg/L	11/8/2022	EPA 8260
Chloroform	ND	1.0		µg/L	11/8/2022	EPA 8260
Ethyl Tertiary Butyl Ether (ETBE)	ND	1.0		µg/L	11/8/2022	EPA 8260
2,2-Dichloropropane	ND	1.0		µg/L	11/8/2022	EPA 8260
1,2-Dichloroethane	ND	0.50		µg/L	11/8/2022	EPA 8260
1,1,1-Trichloroethane	ND	1.0		µg/L	11/8/2022	EPA 8260
1,1-Dichloropropene	ND	1.0		µg/L	11/8/2022	EPA 8260
Carbon tetrachloride	ND	1.0		µg/L	11/8/2022	EPA 8260
Benzene	ND	0.50		µg/L	11/8/2022	EPA 8260
Tertiary Amyl Methyl Ether (TAME)	ND	1.0		µg/L	11/8/2022	EPA 8260
Dibromomethane	ND	1.0		µg/L	11/8/2022	EPA 8260
1,2-Dichloropropane	ND	1.0		µg/L	11/8/2022	EPA 8260
Trichloroethene	ND	1.0		µg/L	11/8/2022	EPA 8260
Bromodichloromethane	ND	1.0		µg/L	11/8/2022	EPA 8260
4-Methyl-2-pentanone (MIBK)	ND	10		µg/L	11/8/2022	EPA 8260
cis-1,3-Dichloropropene	ND	0.50		µg/L	11/8/2022	EPA 8260
trans-1,3-Dichloropropene	ND	0.50		µg/L	11/8/2022	EPA 8260
1,1,2-Trichloroethane	ND	1.0		µg/L	11/8/2022	EPA 8260
Toluene	ND	0.50		µg/L	11/8/2022	EPA 8260
1,3-Dichloropropane	ND	1.0		µg/L	11/8/2022	EPA 8260
2-Hexanone	ND	5.0		µg/L	11/8/2022	EPA 8260
Dibromochloromethane	ND	1.0		µg/L	11/8/2022	EPA 8260

ALPHA ANALYTICAL INC.

Alpha Analytical, Inc.
255 Glendale Ave, #21
Sparks, Nevada 89431
TEL: (775) 355-1044 FAX: (775) 355-0406
Website: www.alpha-analytical.com

Analytical Report

WO#: **CHH2211066**
Report Date: **11/14/2022**

CLIENT: CH2M Hill
Collection Date: 11/2/2022 1:32:00 PM
Project: DFSP Norwalk
Lab ID: 2211066-09
Matrix: AQUEOUS
Client Sample ID: EXP-4

Analyses	Result	RL	Qual	Units	Date Analyzed	Method
1,2-Dibromoethane (EDB)	ND	2.0		µg/L	11/8/2022	EPA 8260
Tetrachloroethene	ND	1.0		µg/L	11/8/2022	EPA 8260
1,1,1,2-Tetrachloroethane	ND	1.0		µg/L	11/8/2022	EPA 8260
Chlorobenzene	ND	1.0		µg/L	11/8/2022	EPA 8260
Ethylbenzene	ND	0.50		µg/L	11/8/2022	EPA 8260
m,p-Xylene	ND	0.50		µg/L	11/8/2022	EPA 8260
Bromoform	ND	1.0		µg/L	11/8/2022	EPA 8260
Xylenes, Total	ND	0.50		µg/L	11/8/2022	EPA 8260
Styrene	ND	1.0		µg/L	11/8/2022	EPA 8260
o-Xylene	ND	0.50		µg/L	11/8/2022	EPA 8260
1,1,2,2-Tetrachloroethane	ND	1.0		µg/L	11/8/2022	EPA 8260
1,2,3-Trichloropropane	ND	2.0		µg/L	11/8/2022	EPA 8260
Isopropylbenzene	ND	1.0		µg/L	11/8/2022	EPA 8260
Bromobenzene	ND	1.0		µg/L	11/8/2022	EPA 8260
n-Propylbenzene	ND	1.0		µg/L	11/8/2022	EPA 8260
4-Chlorotoluene	ND	1.0		µg/L	11/8/2022	EPA 8260
2-Chlorotoluene	ND	1.0		µg/L	11/8/2022	EPA 8260
1,3,5-Trimethylbenzene	ND	1.0		µg/L	11/8/2022	EPA 8260
tert-Butylbenzene	ND	1.0		µg/L	11/8/2022	EPA 8260
1,2,4-Trimethylbenzene	ND	1.0		µg/L	11/8/2022	EPA 8260
sec-Butylbenzene	ND	1.0		µg/L	11/8/2022	EPA 8260
1,3-Dichlorobenzene	ND	1.0		µg/L	11/8/2022	EPA 8260
1,4-Dichlorobenzene	ND	1.0		µg/L	11/8/2022	EPA 8260
4-Isopropyltoluene	ND	1.0		µg/L	11/8/2022	EPA 8260
1,2-Dichlorobenzene	ND	1.0		µg/L	11/8/2022	EPA 8260
n-Butylbenzene	ND	1.0		µg/L	11/8/2022	EPA 8260
1,2-Dibromo-3-chloropropane (DBCP)	ND	5.0		µg/L	11/8/2022	EPA 8260
1,2,4-Trichlorobenzene	ND	2.0		µg/L	11/8/2022	EPA 8260
Naphthalene	ND	10		µg/L	11/8/2022	EPA 8260
1,2,3-Trichlorobenzene	ND	2.0		µg/L	11/8/2022	EPA 8260
Surr: 1,2-Dichloroethane-d4	112	70-130		%Rec	11/8/2022	EPA 8260
Surr: Toluene-d8	107	70-130		%Rec	11/8/2022	EPA 8260
Surr: 4-Bromofluorobenzene	101	70-130		%Rec	11/8/2022	EPA 8260

ALPHA ANALYTICAL INC.

Alpha Analytical, Inc.
255 Glendale Ave, #21
Sparks, Nevada 89431
TEL: (775) 355-1044 FAX: (775) 355-0406
Website: www.alpha-analytical.com

Analytical Report

WO#: **CHH2211066**
Report Date: **11/14/2022**

CLIENT: CH2M Hill
Collection Date: 11/2/2022 1:40:00 PM
Project: DFSP Norwalk
Lab ID: 2211066-10
Matrix: AQUEOUS
Client Sample ID: EB-4

Analyses	Result	RL	Qual	Units	Date Analyzed	Method
TPH-E (DRO)	ND	0.050		mg/L	11/8/2022	EPA 8015C
Surr: Nonane	95	63-125		%Rec	11/8/2022	EPA 8015C
TPH-P (GRO)	ND	0.050		mg/L	11/8/2022	EPA 8015C
Surr: 1,2-Dichloroethane-d4	110	70-130		%Rec	11/8/2022	EPA 8015C
Surr: Toluene-d8	107	70-130		%Rec	11/8/2022	EPA 8015C
Surr: 4-Bromofluorobenzene	106	70-130		%Rec	11/8/2022	EPA 8015C
Dichlorodifluoromethane	ND	1.0		µg/L	11/8/2022	EPA 8260
Chloromethane	ND	2.0		µg/L	11/8/2022	EPA 8260
Vinyl chloride	ND	0.50		µg/L	11/8/2022	EPA 8260
Chloroethane	ND	1.0		µg/L	11/8/2022	EPA 8260
Bromomethane	ND	2.0		µg/L	11/8/2022	EPA 8260
Trichlorofluoromethane	ND	10		µg/L	11/8/2022	EPA 8260
Acetone	ND	10		µg/L	11/8/2022	EPA 8260
1,1-Dichloroethene	ND	1.0		µg/L	11/8/2022	EPA 8260
Tertiary Butyl Alcohol (TBA)	ND	10		µg/L	11/8/2022	EPA 8260
Dichloromethane	ND	5.0		µg/L	11/8/2022	EPA 8260
Freon-113	ND	10		µg/L	11/8/2022	EPA 8260
Carbon disulfide	ND	2.5		µg/L	11/8/2022	EPA 8260
trans-1,2-Dichloroethene	ND	1.0		µg/L	11/8/2022	EPA 8260
Methyl tert-butyl ether (MTBE)	ND	0.50		µg/L	11/8/2022	EPA 8260
1,1-Dichloroethane	ND	1.0		µg/L	11/8/2022	EPA 8260
Vinyl acetate	ND	50		µg/L	11/8/2022	EPA 8260
2-Butanone (MEK)	ND	10		µg/L	11/8/2022	EPA 8260
Di-isopropyl Ether (DIPE)	ND	1.0		µg/L	11/8/2022	EPA 8260
cis-1,2-Dichloroethene	ND	1.0		µg/L	11/8/2022	EPA 8260
Bromochloromethane	ND	1.0		µg/L	11/8/2022	EPA 8260
Chloroform	ND	1.0		µg/L	11/8/2022	EPA 8260
Ethyl Tertiary Butyl Ether (ETBE)	ND	1.0		µg/L	11/8/2022	EPA 8260
2,2-Dichloropropane	ND	1.0		µg/L	11/8/2022	EPA 8260
1,2-Dichloroethane	ND	0.50		µg/L	11/8/2022	EPA 8260
1,1,1-Trichloroethane	ND	1.0		µg/L	11/8/2022	EPA 8260
1,1-Dichloropropene	ND	1.0		µg/L	11/8/2022	EPA 8260
Carbon tetrachloride	ND	1.0		µg/L	11/8/2022	EPA 8260
Benzene	ND	0.50		µg/L	11/8/2022	EPA 8260
Tertiary Amyl Methyl Ether (TAME)	ND	1.0		µg/L	11/8/2022	EPA 8260
Dibromomethane	ND	1.0		µg/L	11/8/2022	EPA 8260
1,2-Dichloropropane	ND	1.0		µg/L	11/8/2022	EPA 8260
Trichloroethene	ND	1.0		µg/L	11/8/2022	EPA 8260
Bromodichloromethane	ND	1.0		µg/L	11/8/2022	EPA 8260
4-Methyl-2-pentanone (MIBK)	ND	10		µg/L	11/8/2022	EPA 8260
cis-1,3-Dichloropropene	ND	0.50		µg/L	11/8/2022	EPA 8260
trans-1,3-Dichloropropene	ND	0.50		µg/L	11/8/2022	EPA 8260
1,1,2-Trichloroethane	ND	1.0		µg/L	11/8/2022	EPA 8260
Toluene	ND	0.50		µg/L	11/8/2022	EPA 8260
1,3-Dichloropropane	ND	1.0		µg/L	11/8/2022	EPA 8260
2-Hexanone	ND	5.0		µg/L	11/8/2022	EPA 8260
Dibromochloromethane	ND	1.0		µg/L	11/8/2022	EPA 8260

ALPHA ANALYTICAL INC.

Alpha Analytical, Inc.
255 Glendale Ave, #21
Sparks, Nevada 89431
TEL: (775) 355-1044 FAX: (775) 355-0406
Website: www.alpha-analytical.com

Analytical Report

WO#: **CHH2211066**
Report Date: **11/14/2022**

CLIENT: CH2M Hill
Collection Date: 11/2/2022 1:40:00 PM
Project: DFSP Norwalk
Lab ID: 2211066-10
Matrix: AQUEOUS
Client Sample ID: EB-4

Analyses	Result	RL	Qual	Units	Date Analyzed	Method
1,2-Dibromoethane (EDB)	ND	2.0		µg/L	11/8/2022	EPA 8260
Tetrachloroethene	ND	1.0		µg/L	11/8/2022	EPA 8260
1,1,1,2-Tetrachloroethane	ND	1.0		µg/L	11/8/2022	EPA 8260
Chlorobenzene	ND	1.0		µg/L	11/8/2022	EPA 8260
Ethylbenzene	ND	0.50		µg/L	11/8/2022	EPA 8260
m,p-Xylene	ND	0.50		µg/L	11/8/2022	EPA 8260
Bromoform	ND	1.0		µg/L	11/8/2022	EPA 8260
Xylenes, Total	ND	0.50		µg/L	11/8/2022	EPA 8260
Styrene	ND	1.0		µg/L	11/8/2022	EPA 8260
o-Xylene	ND	0.50		µg/L	11/8/2022	EPA 8260
1,1,2,2-Tetrachloroethane	ND	1.0		µg/L	11/8/2022	EPA 8260
1,2,3-Trichloropropane	ND	2.0		µg/L	11/8/2022	EPA 8260
Isopropylbenzene	ND	1.0		µg/L	11/8/2022	EPA 8260
Bromobenzene	ND	1.0		µg/L	11/8/2022	EPA 8260
n-Propylbenzene	ND	1.0		µg/L	11/8/2022	EPA 8260
4-Chlorotoluene	ND	1.0		µg/L	11/8/2022	EPA 8260
2-Chlorotoluene	ND	1.0		µg/L	11/8/2022	EPA 8260
1,3,5-Trimethylbenzene	ND	1.0		µg/L	11/8/2022	EPA 8260
tert-Butylbenzene	ND	1.0		µg/L	11/8/2022	EPA 8260
1,2,4-Trimethylbenzene	ND	1.0		µg/L	11/8/2022	EPA 8260
sec-Butylbenzene	ND	1.0		µg/L	11/8/2022	EPA 8260
1,3-Dichlorobenzene	ND	1.0		µg/L	11/8/2022	EPA 8260
1,4-Dichlorobenzene	ND	1.0		µg/L	11/8/2022	EPA 8260
4-Isopropyltoluene	ND	1.0		µg/L	11/8/2022	EPA 8260
1,2-Dichlorobenzene	ND	1.0		µg/L	11/8/2022	EPA 8260
n-Butylbenzene	ND	1.0		µg/L	11/8/2022	EPA 8260
1,2-Dibromo-3-chloropropane (DBCP)	ND	5.0		µg/L	11/8/2022	EPA 8260
1,2,4-Trichlorobenzene	ND	2.0		µg/L	11/8/2022	EPA 8260
Naphthalene	ND	10		µg/L	11/8/2022	EPA 8260
1,2,3-Trichlorobenzene	ND	2.0		µg/L	11/8/2022	EPA 8260
Surr: 1,2-Dichloroethane-d4	110	70-130		%Rec	11/8/2022	EPA 8260
Surr: Toluene-d8	107	70-130		%Rec	11/8/2022	EPA 8260
Surr: 4-Bromofluorobenzene	106	70-130		%Rec	11/8/2022	EPA 8260

ALPHA ANALYTICAL INC.

Alpha Analytical, Inc.
255 Glendale Ave, #21
Sparks, Nevada 89431
TEL: (775) 355-1044 FAX: (775) 355-0406
Website: www.alpha-analytical.com

Analytical Report

WO#: **CHH2211066**
Report Date: **11/14/2022**

CLIENT: CH2M Hill
Collection Date: 11/2/2022 7:00:00 AM
Project: DFSP Norwalk
Lab ID: 2211066-11
Matrix: AQUEOUS
Client Sample ID: TB-4

Analyses	Result	RL	Qual	Units	Date Analyzed	Method
Dichlorodifluoromethane	ND	1.0		µg/L	11/8/2022	EPA 8260
Chloromethane	ND	2.0		µg/L	11/8/2022	EPA 8260
Vinyl chloride	ND	0.50		µg/L	11/8/2022	EPA 8260
Chloroethane	ND	1.0		µg/L	11/8/2022	EPA 8260
Bromomethane	ND	2.0		µg/L	11/8/2022	EPA 8260
Trichlorofluoromethane	ND	10		µg/L	11/8/2022	EPA 8260
Acetone	ND	10		µg/L	11/8/2022	EPA 8260
1,1-Dichloroethene	ND	1.0		µg/L	11/8/2022	EPA 8260
Tertiary Butyl Alcohol (TBA)	ND	10		µg/L	11/8/2022	EPA 8260
Dichloromethane	ND	5.0		µg/L	11/8/2022	EPA 8260
Freon-113	ND	10		µg/L	11/8/2022	EPA 8260
Carbon disulfide	ND	2.5		µg/L	11/8/2022	EPA 8260
trans-1,2-Dichloroethene	ND	1.0		µg/L	11/8/2022	EPA 8260
Methyl tert-butyl ether (MTBE)	ND	0.50		µg/L	11/8/2022	EPA 8260
1,1-Dichloroethane	ND	1.0		µg/L	11/8/2022	EPA 8260
Vinyl acetate	ND	50		µg/L	11/8/2022	EPA 8260
2-Butanone (MEK)	ND	10		µg/L	11/8/2022	EPA 8260
Di-isopropyl Ether (DIPE)	ND	1.0		µg/L	11/8/2022	EPA 8260
cis-1,2-Dichloroethene	ND	1.0		µg/L	11/8/2022	EPA 8260
Bromochloromethane	ND	1.0		µg/L	11/8/2022	EPA 8260
Chloroform	ND	1.0		µg/L	11/8/2022	EPA 8260
Ethyl Tertiary Butyl Ether (ETBE)	ND	1.0		µg/L	11/8/2022	EPA 8260
2,2-Dichloropropane	ND	1.0		µg/L	11/8/2022	EPA 8260
1,2-Dichloroethane	ND	0.50		µg/L	11/8/2022	EPA 8260
1,1,1-Trichloroethane	ND	1.0		µg/L	11/8/2022	EPA 8260
1,1-Dichloropropene	ND	1.0		µg/L	11/8/2022	EPA 8260
Carbon tetrachloride	ND	1.0		µg/L	11/8/2022	EPA 8260
Benzene	ND	0.50		µg/L	11/8/2022	EPA 8260
Tertiary Amyl Methyl Ether (TAME)	ND	1.0		µg/L	11/8/2022	EPA 8260
Dibromomethane	ND	1.0		µg/L	11/8/2022	EPA 8260
1,2-Dichloropropane	ND	1.0		µg/L	11/8/2022	EPA 8260
Trichloroethene	ND	1.0		µg/L	11/8/2022	EPA 8260
Bromodichloromethane	ND	1.0		µg/L	11/8/2022	EPA 8260
4-Methyl-2-pentanone (MIBK)	ND	10		µg/L	11/8/2022	EPA 8260
cis-1,3-Dichloropropene	ND	0.50		µg/L	11/8/2022	EPA 8260
trans-1,3-Dichloropropene	ND	0.50		µg/L	11/8/2022	EPA 8260
1,1,2-Trichloroethane	ND	1.0		µg/L	11/8/2022	EPA 8260
Toluene	ND	0.50		µg/L	11/8/2022	EPA 8260
1,3-Dichloropropane	ND	1.0		µg/L	11/8/2022	EPA 8260
2-Hexanone	ND	5.0		µg/L	11/8/2022	EPA 8260
Dibromochloromethane	ND	1.0		µg/L	11/8/2022	EPA 8260
1,2-Dibromoethane (EDB)	ND	2.0		µg/L	11/8/2022	EPA 8260
Tetrachloroethene	ND	1.0		µg/L	11/8/2022	EPA 8260
1,1,1,2-Tetrachloroethane	ND	1.0		µg/L	11/8/2022	EPA 8260
Chlorobenzene	ND	1.0		µg/L	11/8/2022	EPA 8260
Ethylbenzene	ND	0.50		µg/L	11/8/2022	EPA 8260
m,p-Xylene	ND	0.50		µg/L	11/8/2022	EPA 8260
Bromoform	ND	1.0		µg/L	11/8/2022	EPA 8260

ALPHA ANALYTICAL INC.

Alpha Analytical, Inc.
255 Glendale Ave, #21
Sparks, Nevada 89431
TEL: (775) 355-1044 FAX: (775) 355-0406
Website: www.alpha-analytical.com

Analytical Report

WO#: **CHH2211066**
Report Date: **11/14/2022**

CLIENT: CH2M Hill
Collection Date: 11/2/2022 7:00:00 AM
Project: DFSP Norwalk
Lab ID: 2211066-11
Matrix: AQUEOUS
Client Sample ID: TB-4

Analyses	Result	RL	Qual	Units	Date Analyzed	Method
Xylenes, Total	ND	0.50		µg/L	11/8/2022	EPA 8260
Styrene	ND	1.0		µg/L	11/8/2022	EPA 8260
o-Xylene	ND	0.50		µg/L	11/8/2022	EPA 8260
1,1,2,2-Tetrachloroethane	ND	1.0		µg/L	11/8/2022	EPA 8260
1,2,3-Trichloropropane	ND	2.0		µg/L	11/8/2022	EPA 8260
Isopropylbenzene	ND	1.0		µg/L	11/8/2022	EPA 8260
Bromobenzene	ND	1.0		µg/L	11/8/2022	EPA 8260
n-Propylbenzene	ND	1.0		µg/L	11/8/2022	EPA 8260
4-Chlorotoluene	ND	1.0		µg/L	11/8/2022	EPA 8260
2-Chlorotoluene	ND	1.0		µg/L	11/8/2022	EPA 8260
1,3,5-Trimethylbenzene	ND	1.0		µg/L	11/8/2022	EPA 8260
tert-Butylbenzene	ND	1.0		µg/L	11/8/2022	EPA 8260
1,2,4-Trimethylbenzene	ND	1.0		µg/L	11/8/2022	EPA 8260
sec-Butylbenzene	ND	1.0		µg/L	11/8/2022	EPA 8260
1,3-Dichlorobenzene	ND	1.0		µg/L	11/8/2022	EPA 8260
1,4-Dichlorobenzene	ND	1.0		µg/L	11/8/2022	EPA 8260
4-Isopropyltoluene	ND	1.0		µg/L	11/8/2022	EPA 8260
1,2-Dichlorobenzene	ND	1.0		µg/L	11/8/2022	EPA 8260
n-Butylbenzene	ND	1.0		µg/L	11/8/2022	EPA 8260
1,2-Dibromo-3-chloropropane (DBCP)	ND	5.0		µg/L	11/8/2022	EPA 8260
1,2,4-Trichlorobenzene	ND	2.0		µg/L	11/8/2022	EPA 8260
Naphthalene	ND	10		µg/L	11/8/2022	EPA 8260
1,2,3-Trichlorobenzene	ND	2.0		µg/L	11/8/2022	EPA 8260
Surr: 1,2-Dichloroethane-d4	106	70-130		%Rec	11/8/2022	EPA 8260
Surr: Toluene-d8	104	70-130		%Rec	11/8/2022	EPA 8260
Surr: 4-Bromofluorobenzene	103	70-130		%Rec	11/8/2022	EPA 8260

ALPHA ANALYTICAL INC.

Alpha Analytical, Inc.
255 Glendale Ave, #21
Sparks, Nevada 89431
TEL: (775) 355-1044 FAX: (775) 355-0406
Website: www.alpha-analytical.com

Analytical Report

WO#: **CHH2211066**
Report Date: **11/14/2022**

CLIENT: CH2M Hill
Collection Date: 11/2/2022 2:46:00 PM
Project: DFSP Norwalk
Lab ID: 2211066-12
Matrix: AQUEOUS
Client Sample ID: EB-3

Analyses	Result	RL	Qual	Units	Date Analyzed	Method
TPH-E (DRO)	ND	0.050		mg/L	11/9/2022	EPA 8015C
Surr: Nonane	97	63-125		%Rec	11/9/2022	EPA 8015C
TPH-P (GRO)	ND	0.050		mg/L	11/8/2022	EPA 8015C
Surr: 1,2-Dichloroethane-d4	110	70-130		%Rec	11/8/2022	EPA 8015C
Surr: Toluene-d8	104	70-130		%Rec	11/8/2022	EPA 8015C
Surr: 4-Bromofluorobenzene	108	70-130		%Rec	11/8/2022	EPA 8015C
Dichlorodifluoromethane	ND	1.0		µg/L	11/8/2022	EPA 8260
Chloromethane	ND	2.0		µg/L	11/8/2022	EPA 8260
Vinyl chloride	ND	0.50		µg/L	11/8/2022	EPA 8260
Chloroethane	ND	1.0		µg/L	11/8/2022	EPA 8260
Bromomethane	ND	2.0		µg/L	11/8/2022	EPA 8260
Trichlorofluoromethane	ND	10		µg/L	11/8/2022	EPA 8260
Acetone	ND	10		µg/L	11/8/2022	EPA 8260
1,1-Dichloroethene	ND	1.0		µg/L	11/8/2022	EPA 8260
Tertiary Butyl Alcohol (TBA)	ND	10		µg/L	11/8/2022	EPA 8260
Dichloromethane	ND	5.0		µg/L	11/8/2022	EPA 8260
Freon-113	ND	10		µg/L	11/8/2022	EPA 8260
Carbon disulfide	ND	2.5		µg/L	11/8/2022	EPA 8260
trans-1,2-Dichloroethene	ND	1.0		µg/L	11/8/2022	EPA 8260
Methyl tert-butyl ether (MTBE)	ND	0.50		µg/L	11/8/2022	EPA 8260
1,1-Dichloroethane	ND	1.0		µg/L	11/8/2022	EPA 8260
Vinyl acetate	ND	50		µg/L	11/8/2022	EPA 8260
2-Butanone (MEK)	ND	10		µg/L	11/8/2022	EPA 8260
Di-isopropyl Ether (DIPE)	ND	1.0		µg/L	11/8/2022	EPA 8260
cis-1,2-Dichloroethene	ND	1.0		µg/L	11/8/2022	EPA 8260
Bromochloromethane	ND	1.0		µg/L	11/8/2022	EPA 8260
Chloroform	ND	1.0		µg/L	11/8/2022	EPA 8260
Ethyl Tertiary Butyl Ether (ETBE)	ND	1.0		µg/L	11/8/2022	EPA 8260
2,2-Dichloropropane	ND	1.0		µg/L	11/8/2022	EPA 8260
1,2-Dichloroethane	ND	0.50		µg/L	11/8/2022	EPA 8260
1,1,1-Trichloroethane	ND	1.0		µg/L	11/8/2022	EPA 8260
1,1-Dichloropropene	ND	1.0		µg/L	11/8/2022	EPA 8260
Carbon tetrachloride	ND	1.0		µg/L	11/8/2022	EPA 8260
Benzene	ND	0.50		µg/L	11/8/2022	EPA 8260
Tertiary Amyl Methyl Ether (TAME)	ND	1.0		µg/L	11/8/2022	EPA 8260
Dibromomethane	ND	1.0		µg/L	11/8/2022	EPA 8260
1,2-Dichloropropane	ND	1.0		µg/L	11/8/2022	EPA 8260
Trichloroethene	ND	1.0		µg/L	11/8/2022	EPA 8260
Bromodichloromethane	ND	1.0		µg/L	11/8/2022	EPA 8260
4-Methyl-2-pentanone (MIBK)	ND	10		µg/L	11/8/2022	EPA 8260
cis-1,3-Dichloropropene	ND	0.50		µg/L	11/8/2022	EPA 8260
trans-1,3-Dichloropropene	ND	0.50		µg/L	11/8/2022	EPA 8260
1,1,2-Trichloroethane	ND	1.0		µg/L	11/8/2022	EPA 8260
Toluene	ND	0.50		µg/L	11/8/2022	EPA 8260
1,3-Dichloropropane	ND	1.0		µg/L	11/8/2022	EPA 8260
2-Hexanone	ND	5.0		µg/L	11/8/2022	EPA 8260
Dibromochloromethane	ND	1.0		µg/L	11/8/2022	EPA 8260

Alpha Analytical, Inc.
255 Glendale Ave, #21
Sparks, Nevada 89431
TEL: (775) 355-1044 FAX: (775) 355-0406
Website: www.alpha-analytical.com

Analytical Report

WO#: **CHH2211066**
Report Date: **11/14/2022**

CLIENT: CH2M Hill
Collection Date: 11/2/2022 2:46:00 PM
Project: DFSP Norwalk
Lab ID: 2211066-12
Matrix: AQUEOUS
Client Sample ID: EB-3

Analyses	Result	RL	Qual	Units	Date Analyzed	Method
1,2-Dibromoethane (EDB)	ND	2.0		µg/L	11/8/2022	EPA 8260
Tetrachloroethene	ND	1.0		µg/L	11/8/2022	EPA 8260
1,1,1,2-Tetrachloroethane	ND	1.0		µg/L	11/8/2022	EPA 8260
Chlorobenzene	ND	1.0		µg/L	11/8/2022	EPA 8260
Ethylbenzene	ND	0.50		µg/L	11/8/2022	EPA 8260
m,p-Xylene	ND	0.50		µg/L	11/8/2022	EPA 8260
Bromoform	ND	1.0		µg/L	11/8/2022	EPA 8260
Xylenes, Total	ND	0.50		µg/L	11/8/2022	EPA 8260
Styrene	ND	1.0		µg/L	11/8/2022	EPA 8260
o-Xylene	ND	0.50		µg/L	11/8/2022	EPA 8260
1,1,2,2-Tetrachloroethane	ND	1.0		µg/L	11/8/2022	EPA 8260
1,2,3-Trichloropropane	ND	2.0		µg/L	11/8/2022	EPA 8260
Isopropylbenzene	ND	1.0		µg/L	11/8/2022	EPA 8260
Bromobenzene	ND	1.0		µg/L	11/8/2022	EPA 8260
n-Propylbenzene	ND	1.0		µg/L	11/8/2022	EPA 8260
4-Chlorotoluene	ND	1.0		µg/L	11/8/2022	EPA 8260
2-Chlorotoluene	ND	1.0		µg/L	11/8/2022	EPA 8260
1,3,5-Trimethylbenzene	ND	1.0		µg/L	11/8/2022	EPA 8260
tert-Butylbenzene	ND	1.0		µg/L	11/8/2022	EPA 8260
1,2,4-Trimethylbenzene	ND	1.0		µg/L	11/8/2022	EPA 8260
sec-Butylbenzene	ND	1.0		µg/L	11/8/2022	EPA 8260
1,3-Dichlorobenzene	ND	1.0		µg/L	11/8/2022	EPA 8260
1,4-Dichlorobenzene	ND	1.0		µg/L	11/8/2022	EPA 8260
4-Isopropyltoluene	ND	1.0		µg/L	11/8/2022	EPA 8260
1,2-Dichlorobenzene	ND	1.0		µg/L	11/8/2022	EPA 8260
n-Butylbenzene	ND	1.0		µg/L	11/8/2022	EPA 8260
1,2-Dibromo-3-chloropropane (DBCP)	ND	5.0		µg/L	11/8/2022	EPA 8260
1,2,4-Trichlorobenzene	ND	2.0		µg/L	11/8/2022	EPA 8260
Naphthalene	ND	10		µg/L	11/8/2022	EPA 8260
1,2,3-Trichlorobenzene	ND	2.0		µg/L	11/8/2022	EPA 8260
Surr: 1,2-Dichloroethane-d4	110	70-130		%Rec	11/8/2022	EPA 8260
Surr: Toluene-d8	104	70-130		%Rec	11/8/2022	EPA 8260
Surr: 4-Bromofluorobenzene	108	70-130		%Rec	11/8/2022	EPA 8260

ALPHA ANALYTICAL INC.

Alpha Analytical, Inc.
255 Glendale Ave, #21
Sparks, Nevada 89431
TEL: (775) 355-1044 FAX: (775) 355-0406
Website: www.alpha-analytical.com

Analytical Report

WO#: **CHH2211066**
Report Date: **11/14/2022**

CLIENT: CH2M Hill
Collection Date: 11/2/2022 8:03:00 AM
Project: DFSP Norwalk
Lab ID: 2211066-13
Matrix: AQUEOUS
Client Sample ID: EXP-5

Analyses	Result	RL	Qual	Units	Date Analyzed	Method
TPH-E (DRO)	ND	0.050		mg/L	11/9/2022	EPA 8015C
Surr: Nonane	99	63-125		%Rec	11/9/2022	EPA 8015C
TPH-P (GRO)	ND	0.050		mg/L	11/8/2022	EPA 8015C
Surr: 1,2-Dichloroethane-d4	111	70-130		%Rec	11/8/2022	EPA 8015C
Surr: Toluene-d8	107	70-130		%Rec	11/8/2022	EPA 8015C
Surr: 4-Bromofluorobenzene	104	70-130		%Rec	11/8/2022	EPA 8015C
Dichlorodifluoromethane	ND	1.0		µg/L	11/8/2022	EPA 8260
Chloromethane	ND	2.0		µg/L	11/8/2022	EPA 8260
Vinyl chloride	ND	0.50		µg/L	11/8/2022	EPA 8260
Chloroethane	ND	1.0		µg/L	11/8/2022	EPA 8260
Bromomethane	ND	2.0		µg/L	11/8/2022	EPA 8260
Trichlorofluoromethane	ND	10		µg/L	11/8/2022	EPA 8260
Acetone	ND	10		µg/L	11/8/2022	EPA 8260
1,1-Dichloroethene	ND	1.0		µg/L	11/8/2022	EPA 8260
Tertiary Butyl Alcohol (TBA)	ND	10		µg/L	11/8/2022	EPA 8260
Dichloromethane	ND	5.0		µg/L	11/8/2022	EPA 8260
Freon-113	ND	10		µg/L	11/8/2022	EPA 8260
Carbon disulfide	ND	2.5		µg/L	11/8/2022	EPA 8260
trans-1,2-Dichloroethene	ND	1.0		µg/L	11/8/2022	EPA 8260
Methyl tert-butyl ether (MTBE)	ND	0.50		µg/L	11/8/2022	EPA 8260
1,1-Dichloroethane	ND	1.0		µg/L	11/8/2022	EPA 8260
Vinyl acetate	ND	50		µg/L	11/8/2022	EPA 8260
2-Butanone (MEK)	ND	10		µg/L	11/8/2022	EPA 8260
Di-isopropyl Ether (DIPE)	ND	1.0		µg/L	11/8/2022	EPA 8260
cis-1,2-Dichloroethene	ND	1.0		µg/L	11/8/2022	EPA 8260
Bromochloromethane	ND	1.0		µg/L	11/8/2022	EPA 8260
Chloroform	ND	1.0		µg/L	11/8/2022	EPA 8260
Ethyl Tertiary Butyl Ether (ETBE)	ND	1.0		µg/L	11/8/2022	EPA 8260
2,2-Dichloropropane	ND	1.0		µg/L	11/8/2022	EPA 8260
1,2-Dichloroethane	ND	0.50		µg/L	11/8/2022	EPA 8260
1,1,1-Trichloroethane	ND	1.0		µg/L	11/8/2022	EPA 8260
1,1-Dichloropropene	ND	1.0		µg/L	11/8/2022	EPA 8260
Carbon tetrachloride	ND	1.0		µg/L	11/8/2022	EPA 8260
Benzene	ND	0.50		µg/L	11/8/2022	EPA 8260
Tertiary Amyl Methyl Ether (TAME)	ND	1.0		µg/L	11/8/2022	EPA 8260
Dibromomethane	ND	1.0		µg/L	11/8/2022	EPA 8260
1,2-Dichloropropane	ND	1.0		µg/L	11/8/2022	EPA 8260
Trichloroethene	ND	1.0		µg/L	11/8/2022	EPA 8260
Bromodichloromethane	ND	1.0		µg/L	11/8/2022	EPA 8260
4-Methyl-2-pentanone (MIBK)	ND	10		µg/L	11/8/2022	EPA 8260
cis-1,3-Dichloropropene	ND	0.50		µg/L	11/8/2022	EPA 8260
trans-1,3-Dichloropropene	ND	0.50		µg/L	11/8/2022	EPA 8260
1,1,2-Trichloroethane	ND	1.0		µg/L	11/8/2022	EPA 8260
Toluene	ND	0.50		µg/L	11/8/2022	EPA 8260
1,3-Dichloropropane	ND	1.0		µg/L	11/8/2022	EPA 8260
2-Hexanone	ND	5.0		µg/L	11/8/2022	EPA 8260
Dibromochloromethane	ND	1.0		µg/L	11/8/2022	EPA 8260

ALPHA ANALYTICAL INC.

Alpha Analytical, Inc.
255 Glendale Ave, #21
Sparks, Nevada 89431
TEL: (775) 355-1044 FAX: (775) 355-0406
Website: www.alpha-analytical.com

Analytical Report

WO#: **CHH2211066**
Report Date: **11/14/2022**

CLIENT: CH2M Hill
Collection Date: 11/2/2022 8:03:00 AM
Project: DFSP Norwalk
Lab ID: 2211066-13
Matrix: AQUEOUS
Client Sample ID: EXP-5

Analyses	Result	RL	Qual	Units	Date Analyzed	Method
1,2-Dibromoethane (EDB)	ND	2.0		µg/L	11/8/2022	EPA 8260
Tetrachloroethene	ND	1.0		µg/L	11/8/2022	EPA 8260
1,1,1,2-Tetrachloroethane	ND	1.0		µg/L	11/8/2022	EPA 8260
Chlorobenzene	ND	1.0		µg/L	11/8/2022	EPA 8260
Ethylbenzene	ND	0.50		µg/L	11/8/2022	EPA 8260
m,p-Xylene	ND	0.50		µg/L	11/8/2022	EPA 8260
Bromoform	ND	1.0		µg/L	11/8/2022	EPA 8260
Xylenes, Total	ND	0.50		µg/L	11/8/2022	EPA 8260
Styrene	ND	1.0		µg/L	11/8/2022	EPA 8260
o-Xylene	ND	0.50		µg/L	11/8/2022	EPA 8260
1,1,2,2-Tetrachloroethane	ND	1.0		µg/L	11/8/2022	EPA 8260
1,2,3-Trichloropropane	ND	2.0		µg/L	11/8/2022	EPA 8260
Isopropylbenzene	ND	1.0		µg/L	11/8/2022	EPA 8260
Bromobenzene	ND	1.0		µg/L	11/8/2022	EPA 8260
n-Propylbenzene	ND	1.0		µg/L	11/8/2022	EPA 8260
4-Chlorotoluene	ND	1.0		µg/L	11/8/2022	EPA 8260
2-Chlorotoluene	ND	1.0		µg/L	11/8/2022	EPA 8260
1,3,5-Trimethylbenzene	ND	1.0		µg/L	11/8/2022	EPA 8260
tert-Butylbenzene	ND	1.0		µg/L	11/8/2022	EPA 8260
1,2,4-Trimethylbenzene	ND	1.0		µg/L	11/8/2022	EPA 8260
sec-Butylbenzene	ND	1.0		µg/L	11/8/2022	EPA 8260
1,3-Dichlorobenzene	ND	1.0		µg/L	11/8/2022	EPA 8260
1,4-Dichlorobenzene	ND	1.0		µg/L	11/8/2022	EPA 8260
4-Isopropyltoluene	ND	1.0		µg/L	11/8/2022	EPA 8260
1,2-Dichlorobenzene	ND	1.0		µg/L	11/8/2022	EPA 8260
n-Butylbenzene	ND	1.0		µg/L	11/8/2022	EPA 8260
1,2-Dibromo-3-chloropropane (DBCP)	ND	5.0		µg/L	11/8/2022	EPA 8260
1,2,4-Trichlorobenzene	ND	2.0		µg/L	11/8/2022	EPA 8260
Naphthalene	ND	10		µg/L	11/8/2022	EPA 8260
1,2,3-Trichlorobenzene	ND	2.0		µg/L	11/8/2022	EPA 8260
Surr: 1,2-Dichloroethane-d4	111	70-130		%Rec	11/8/2022	EPA 8260
Surr: Toluene-d8	107	70-130		%Rec	11/8/2022	EPA 8260
Surr: 4-Bromofluorobenzene	104	70-130		%Rec	11/8/2022	EPA 8260

ALPHA ANALYTICAL INC.

Alpha Analytical, Inc.
255 Glendale Ave, #21
Sparks, Nevada 89431
TEL: (775) 355-1044 FAX: (775) 355-0406
Website: www.alpha-analytical.com

Analytical Report

WO#: **CHH2211066**
Report Date: **11/14/2022**

CLIENT: CH2M Hill
Collection Date: 11/2/2022 8:56:00 AM
Project: DFSP Norwalk
Lab ID: 2211066-14
Matrix: AQUEOUS
Client Sample ID: GMW-O-5

Analyses	Result	RL	Qual	Units	Date Analyzed	Method
TPH-E (DRO)	ND	0.050		mg/L	11/9/2022	EPA 8015C
Surr: Nonane	99	63-125		%Rec	11/9/2022	EPA 8015C
TPH-P (GRO)	ND	0.050		mg/L	11/8/2022	EPA 8015C
Surr: 1,2-Dichloroethane-d4	110	70-130		%Rec	11/8/2022	EPA 8015C
Surr: Toluene-d8	110	70-130		%Rec	11/8/2022	EPA 8015C
Surr: 4-Bromofluorobenzene	105	70-130		%Rec	11/8/2022	EPA 8015C
Dichlorodifluoromethane	ND	1.0		µg/L	11/8/2022	EPA 8260
Chloromethane	ND	2.0		µg/L	11/8/2022	EPA 8260
Vinyl chloride	ND	0.50		µg/L	11/8/2022	EPA 8260
Chloroethane	ND	1.0		µg/L	11/8/2022	EPA 8260
Bromomethane	ND	2.0		µg/L	11/8/2022	EPA 8260
Trichlorofluoromethane	ND	10		µg/L	11/8/2022	EPA 8260
Acetone	ND	10		µg/L	11/8/2022	EPA 8260
1,1-Dichloroethene	ND	1.0		µg/L	11/8/2022	EPA 8260
Tertiary Butyl Alcohol (TBA)	ND	10		µg/L	11/8/2022	EPA 8260
Dichloromethane	ND	5.0		µg/L	11/8/2022	EPA 8260
Freon-113	ND	10		µg/L	11/8/2022	EPA 8260
Carbon disulfide	ND	2.5		µg/L	11/8/2022	EPA 8260
trans-1,2-Dichloroethene	ND	1.0		µg/L	11/8/2022	EPA 8260
Methyl tert-butyl ether (MTBE)	ND	0.50		µg/L	11/8/2022	EPA 8260
1,1-Dichloroethane	ND	1.0		µg/L	11/8/2022	EPA 8260
Vinyl acetate	ND	50		µg/L	11/8/2022	EPA 8260
2-Butanone (MEK)	ND	10		µg/L	11/8/2022	EPA 8260
Di-isopropyl Ether (DIPE)	ND	1.0		µg/L	11/8/2022	EPA 8260
cis-1,2-Dichloroethene	ND	1.0		µg/L	11/8/2022	EPA 8260
Bromochloromethane	ND	1.0		µg/L	11/8/2022	EPA 8260
Chloroform	ND	1.0		µg/L	11/8/2022	EPA 8260
Ethyl Tertiary Butyl Ether (ETBE)	ND	1.0		µg/L	11/8/2022	EPA 8260
2,2-Dichloropropane	ND	1.0		µg/L	11/8/2022	EPA 8260
1,2-Dichloroethane	ND	0.50		µg/L	11/8/2022	EPA 8260
1,1,1-Trichloroethane	ND	1.0		µg/L	11/8/2022	EPA 8260
1,1-Dichloropropene	ND	1.0		µg/L	11/8/2022	EPA 8260
Carbon tetrachloride	ND	1.0		µg/L	11/8/2022	EPA 8260
Benzene	ND	0.50		µg/L	11/8/2022	EPA 8260
Tertiary Amyl Methyl Ether (TAME)	ND	1.0		µg/L	11/8/2022	EPA 8260
Dibromomethane	ND	1.0		µg/L	11/8/2022	EPA 8260
1,2-Dichloropropane	ND	1.0		µg/L	11/8/2022	EPA 8260
Trichloroethene	ND	1.0		µg/L	11/8/2022	EPA 8260
Bromodichloromethane	ND	1.0		µg/L	11/8/2022	EPA 8260
4-Methyl-2-pentanone (MIBK)	ND	10		µg/L	11/8/2022	EPA 8260
cis-1,3-Dichloropropene	ND	0.50		µg/L	11/8/2022	EPA 8260
trans-1,3-Dichloropropene	ND	0.50		µg/L	11/8/2022	EPA 8260
1,1,2-Trichloroethane	ND	1.0		µg/L	11/8/2022	EPA 8260
Toluene	ND	0.50		µg/L	11/8/2022	EPA 8260
1,3-Dichloropropane	ND	1.0		µg/L	11/8/2022	EPA 8260
2-Hexanone	ND	5.0		µg/L	11/8/2022	EPA 8260
Dibromochloromethane	ND	1.0		µg/L	11/8/2022	EPA 8260

ALPHA ANALYTICAL INC.

Alpha Analytical, Inc.
255 Glendale Ave, #21
Sparks, Nevada 89431
TEL: (775) 355-1044 FAX: (775) 355-0406
Website: www.alpha-analytical.com

Analytical Report

WO#: **CHH2211066**
Report Date: **11/14/2022**

CLIENT: CH2M Hill
Project: DFSP Norwalk
Lab ID: 2211066-14
Client Sample ID: GMW-O-5

Collection Date: 11/2/2022 8:56:00 AM
Matrix: AQUEOUS

Analyses	Result	RL	Qual	Units	Date Analyzed	Method
1,2-Dibromoethane (EDB)	ND	2.0		µg/L	11/8/2022	EPA 8260
Tetrachloroethene	ND	1.0		µg/L	11/8/2022	EPA 8260
1,1,1,2-Tetrachloroethane	ND	1.0		µg/L	11/8/2022	EPA 8260
Chlorobenzene	ND	1.0		µg/L	11/8/2022	EPA 8260
Ethylbenzene	ND	0.50		µg/L	11/8/2022	EPA 8260
m,p-Xylene	ND	0.50		µg/L	11/8/2022	EPA 8260
Bromoform	ND	1.0		µg/L	11/8/2022	EPA 8260
Xylenes, Total	ND	0.50		µg/L	11/8/2022	EPA 8260
Styrene	ND	1.0		µg/L	11/8/2022	EPA 8260
o-Xylene	ND	0.50		µg/L	11/8/2022	EPA 8260
1,1,2,2-Tetrachloroethane	ND	1.0		µg/L	11/8/2022	EPA 8260
1,2,3-Trichloropropane	ND	2.0		µg/L	11/8/2022	EPA 8260
Isopropylbenzene	ND	1.0		µg/L	11/8/2022	EPA 8260
Bromobenzene	ND	1.0		µg/L	11/8/2022	EPA 8260
n-Propylbenzene	ND	1.0		µg/L	11/8/2022	EPA 8260
4-Chlorotoluene	ND	1.0		µg/L	11/8/2022	EPA 8260
2-Chlorotoluene	ND	1.0		µg/L	11/8/2022	EPA 8260
1,3,5-Trimethylbenzene	ND	1.0		µg/L	11/8/2022	EPA 8260
tert-Butylbenzene	ND	1.0		µg/L	11/8/2022	EPA 8260
1,2,4-Trimethylbenzene	ND	1.0		µg/L	11/8/2022	EPA 8260
sec-Butylbenzene	ND	1.0		µg/L	11/8/2022	EPA 8260
1,3-Dichlorobenzene	ND	1.0		µg/L	11/8/2022	EPA 8260
1,4-Dichlorobenzene	ND	1.0		µg/L	11/8/2022	EPA 8260
4-Isopropyltoluene	ND	1.0		µg/L	11/8/2022	EPA 8260
1,2-Dichlorobenzene	ND	1.0		µg/L	11/8/2022	EPA 8260
n-Butylbenzene	ND	1.0		µg/L	11/8/2022	EPA 8260
1,2-Dibromo-3-chloropropane (DBCP)	ND	5.0		µg/L	11/8/2022	EPA 8260
1,2,4-Trichlorobenzene	ND	2.0		µg/L	11/8/2022	EPA 8260
Naphthalene	ND	10		µg/L	11/8/2022	EPA 8260
1,2,3-Trichlorobenzene	ND	2.0		µg/L	11/8/2022	EPA 8260
Surr: 1,2-Dichloroethane-d4	110	70-130		%Rec	11/8/2022	EPA 8260
Surr: Toluene-d8	110	70-130		%Rec	11/8/2022	EPA 8260
Surr: 4-Bromofluorobenzene	105	70-130		%Rec	11/8/2022	EPA 8260

ALPHA ANALYTICAL INC.

Alpha Analytical, Inc.
255 Glendale Ave, #21
Sparks, Nevada 89431
TEL: (775) 355-1044 FAX: (775) 355-0406
Website: www.alpha-analytical.com

Analytical Report

WO#: **CHH2211066**
Report Date: **11/14/2022**

CLIENT: CH2M Hill
Collection Date: 11/2/2022 9:36:00 AM
Project: DFSP Norwalk
Lab ID: 2211066-15
Matrix: AQUEOUS
Client Sample ID: GMW-O-17

Analyses	Result	RL	Qual	Units	Date Analyzed	Method
TPH-E (DRO)	ND	0.050		mg/L	11/9/2022	EPA 8015C
Surr: Nonane	99	63-125		%Rec	11/9/2022	EPA 8015C
TPH-P (GRO)	ND	0.050		mg/L	11/8/2022	EPA 8015C
Surr: 1,2-Dichloroethane-d4	110	70-130		%Rec	11/8/2022	EPA 8015C
Surr: Toluene-d8	108	70-130		%Rec	11/8/2022	EPA 8015C
Surr: 4-Bromofluorobenzene	104	70-130		%Rec	11/8/2022	EPA 8015C
Dichlorodifluoromethane	ND	1.0		µg/L	11/8/2022	EPA 8260
Chloromethane	ND	2.0		µg/L	11/8/2022	EPA 8260
Vinyl chloride	ND	0.50		µg/L	11/8/2022	EPA 8260
Chloroethane	ND	1.0		µg/L	11/8/2022	EPA 8260
Bromomethane	ND	2.0		µg/L	11/8/2022	EPA 8260
Trichlorofluoromethane	ND	10		µg/L	11/8/2022	EPA 8260
Acetone	ND	10		µg/L	11/8/2022	EPA 8260
1,1-Dichloroethene	ND	1.0		µg/L	11/8/2022	EPA 8260
Tertiary Butyl Alcohol (TBA)	ND	10		µg/L	11/8/2022	EPA 8260
Dichloromethane	ND	5.0		µg/L	11/8/2022	EPA 8260
Freon-113	ND	10		µg/L	11/8/2022	EPA 8260
Carbon disulfide	ND	2.5		µg/L	11/8/2022	EPA 8260
trans-1,2-Dichloroethene	ND	1.0		µg/L	11/8/2022	EPA 8260
Methyl tert-butyl ether (MTBE)	ND	0.50		µg/L	11/8/2022	EPA 8260
1,1-Dichloroethane	ND	1.0		µg/L	11/8/2022	EPA 8260
Vinyl acetate	ND	50		µg/L	11/8/2022	EPA 8260
2-Butanone (MEK)	ND	10		µg/L	11/8/2022	EPA 8260
Di-isopropyl Ether (DIPE)	ND	1.0		µg/L	11/8/2022	EPA 8260
cis-1,2-Dichloroethene	ND	1.0		µg/L	11/8/2022	EPA 8260
Bromochloromethane	ND	1.0		µg/L	11/8/2022	EPA 8260
Chloroform	ND	1.0		µg/L	11/8/2022	EPA 8260
Ethyl Tertiary Butyl Ether (ETBE)	ND	1.0		µg/L	11/8/2022	EPA 8260
2,2-Dichloropropane	ND	1.0		µg/L	11/8/2022	EPA 8260
1,2-Dichloroethane	ND	0.50		µg/L	11/8/2022	EPA 8260
1,1,1-Trichloroethane	ND	1.0		µg/L	11/8/2022	EPA 8260
1,1-Dichloropropene	ND	1.0		µg/L	11/8/2022	EPA 8260
Carbon tetrachloride	ND	1.0		µg/L	11/8/2022	EPA 8260
Benzene	ND	0.50		µg/L	11/8/2022	EPA 8260
Tertiary Amyl Methyl Ether (TAME)	ND	1.0		µg/L	11/8/2022	EPA 8260
Dibromomethane	ND	1.0		µg/L	11/8/2022	EPA 8260
1,2-Dichloropropane	ND	1.0		µg/L	11/8/2022	EPA 8260
Trichloroethene	ND	1.0		µg/L	11/8/2022	EPA 8260
Bromodichloromethane	ND	1.0		µg/L	11/8/2022	EPA 8260
4-Methyl-2-pentanone (MIBK)	ND	10		µg/L	11/8/2022	EPA 8260
cis-1,3-Dichloropropene	ND	0.50		µg/L	11/8/2022	EPA 8260
trans-1,3-Dichloropropene	ND	0.50		µg/L	11/8/2022	EPA 8260
1,1,2-Trichloroethane	ND	1.0		µg/L	11/8/2022	EPA 8260
Toluene	ND	0.50		µg/L	11/8/2022	EPA 8260
1,3-Dichloropropane	ND	1.0		µg/L	11/8/2022	EPA 8260
2-Hexanone	ND	5.0		µg/L	11/8/2022	EPA 8260
Dibromochloromethane	ND	1.0		µg/L	11/8/2022	EPA 8260

ALPHA ANALYTICAL INC.

Alpha Analytical, Inc.
255 Glendale Ave, #21
Sparks, Nevada 89431
TEL: (775) 355-1044 FAX: (775) 355-0406
Website: www.alpha-analytical.com

Analytical Report

WO#: **CHH2211066**
Report Date: **11/14/2022**

CLIENT: CH2M Hill
Collection Date: 11/2/2022 9:36:00 AM
Project: DFSP Norwalk
Lab ID: 2211066-15
Matrix: AQUEOUS
Client Sample ID: GMW-O-17

Analyses	Result	RL	Qual	Units	Date Analyzed	Method
1,2-Dibromoethane (EDB)	ND	2.0		µg/L	11/8/2022	EPA 8260
Tetrachloroethene	ND	1.0		µg/L	11/8/2022	EPA 8260
1,1,1,2-Tetrachloroethane	ND	1.0		µg/L	11/8/2022	EPA 8260
Chlorobenzene	ND	1.0		µg/L	11/8/2022	EPA 8260
Ethylbenzene	ND	0.50		µg/L	11/8/2022	EPA 8260
m,p-Xylene	ND	0.50		µg/L	11/8/2022	EPA 8260
Bromoform	ND	1.0		µg/L	11/8/2022	EPA 8260
Xylenes, Total	ND	0.50		µg/L	11/8/2022	EPA 8260
Styrene	ND	1.0		µg/L	11/8/2022	EPA 8260
o-Xylene	ND	0.50		µg/L	11/8/2022	EPA 8260
1,1,2,2-Tetrachloroethane	ND	1.0		µg/L	11/8/2022	EPA 8260
1,2,3-Trichloropropane	ND	2.0		µg/L	11/8/2022	EPA 8260
Isopropylbenzene	ND	1.0		µg/L	11/8/2022	EPA 8260
Bromobenzene	ND	1.0		µg/L	11/8/2022	EPA 8260
n-Propylbenzene	ND	1.0		µg/L	11/8/2022	EPA 8260
4-Chlorotoluene	ND	1.0		µg/L	11/8/2022	EPA 8260
2-Chlorotoluene	ND	1.0		µg/L	11/8/2022	EPA 8260
1,3,5-Trimethylbenzene	ND	1.0		µg/L	11/8/2022	EPA 8260
tert-Butylbenzene	ND	1.0		µg/L	11/8/2022	EPA 8260
1,2,4-Trimethylbenzene	ND	1.0		µg/L	11/8/2022	EPA 8260
sec-Butylbenzene	ND	1.0		µg/L	11/8/2022	EPA 8260
1,3-Dichlorobenzene	ND	1.0		µg/L	11/8/2022	EPA 8260
1,4-Dichlorobenzene	ND	1.0		µg/L	11/8/2022	EPA 8260
4-Isopropyltoluene	ND	1.0		µg/L	11/8/2022	EPA 8260
1,2-Dichlorobenzene	ND	1.0		µg/L	11/8/2022	EPA 8260
n-Butylbenzene	ND	1.0		µg/L	11/8/2022	EPA 8260
1,2-Dibromo-3-chloropropane (DBCP)	ND	5.0		µg/L	11/8/2022	EPA 8260
1,2,4-Trichlorobenzene	ND	2.0		µg/L	11/8/2022	EPA 8260
Naphthalene	ND	10		µg/L	11/8/2022	EPA 8260
1,2,3-Trichlorobenzene	ND	2.0		µg/L	11/8/2022	EPA 8260
Surr: 1,2-Dichloroethane-d4	110	70-130		%Rec	11/8/2022	EPA 8260
Surr: Toluene-d8	108	70-130		%Rec	11/8/2022	EPA 8260
Surr: 4-Bromofluorobenzene	104	70-130		%Rec	11/8/2022	EPA 8260

ALPHA ANALYTICAL INC.

Alpha Analytical, Inc.
255 Glendale Ave, #21
Sparks, Nevada 89431
TEL: (775) 355-1044 FAX: (775) 355-0406
Website: www.alpha-analytical.com

Analytical Report

WO#: **CHH2211066**
Report Date: **11/14/2022**

CLIENT: CH2M Hill
Collection Date: 11/2/2022 10:17:00 AM
Project: DFSP Norwalk
Lab ID: 2211066-16
Matrix: AQUEOUS
Client Sample ID: GMW-O-4

Analyses	Result	RL	Qual	Units	Date Analyzed	Method
TPH-E (DRO)	ND	0.050		mg/L	11/9/2022	EPA 8015C
Surr: Nonane	100	63-125		%Rec	11/9/2022	EPA 8015C
TPH-P (GRO)	ND	0.050		mg/L	11/8/2022	EPA 8015C
Surr: 1,2-Dichloroethane-d4	109	70-130		%Rec	11/8/2022	EPA 8015C
Surr: Toluene-d8	107	70-130		%Rec	11/8/2022	EPA 8015C
Surr: 4-Bromofluorobenzene	109	70-130		%Rec	11/8/2022	EPA 8015C
Dichlorodifluoromethane	ND	1.0		µg/L	11/8/2022	EPA 8260
Chloromethane	ND	2.0		µg/L	11/8/2022	EPA 8260
Vinyl chloride	ND	0.50		µg/L	11/8/2022	EPA 8260
Chloroethane	ND	1.0		µg/L	11/8/2022	EPA 8260
Bromomethane	ND	2.0		µg/L	11/8/2022	EPA 8260
Trichlorofluoromethane	ND	10		µg/L	11/8/2022	EPA 8260
Acetone	ND	10		µg/L	11/8/2022	EPA 8260
1,1-Dichloroethene	ND	1.0		µg/L	11/8/2022	EPA 8260
Tertiary Butyl Alcohol (TBA)	ND	10		µg/L	11/8/2022	EPA 8260
Dichloromethane	ND	5.0		µg/L	11/8/2022	EPA 8260
Freon-113	ND	10		µg/L	11/8/2022	EPA 8260
Carbon disulfide	ND	2.5		µg/L	11/8/2022	EPA 8260
trans-1,2-Dichloroethene	ND	1.0		µg/L	11/8/2022	EPA 8260
Methyl tert-butyl ether (MTBE)	ND	0.50		µg/L	11/8/2022	EPA 8260
1,1-Dichloroethane	ND	1.0		µg/L	11/8/2022	EPA 8260
Vinyl acetate	ND	50		µg/L	11/8/2022	EPA 8260
2-Butanone (MEK)	ND	10		µg/L	11/8/2022	EPA 8260
Di-isopropyl Ether (DIPE)	ND	1.0		µg/L	11/8/2022	EPA 8260
cis-1,2-Dichloroethene	ND	1.0		µg/L	11/8/2022	EPA 8260
Bromochloromethane	ND	1.0		µg/L	11/8/2022	EPA 8260
Chloroform	ND	1.0		µg/L	11/8/2022	EPA 8260
Ethyl Tertiary Butyl Ether (ETBE)	ND	1.0		µg/L	11/8/2022	EPA 8260
2,2-Dichloropropane	ND	1.0		µg/L	11/8/2022	EPA 8260
1,2-Dichloroethane	ND	0.50		µg/L	11/8/2022	EPA 8260
1,1,1-Trichloroethane	ND	1.0		µg/L	11/8/2022	EPA 8260
1,1-Dichloropropene	ND	1.0		µg/L	11/8/2022	EPA 8260
Carbon tetrachloride	ND	1.0		µg/L	11/8/2022	EPA 8260
Benzene	ND	0.50		µg/L	11/8/2022	EPA 8260
Tertiary Amyl Methyl Ether (TAME)	ND	1.0		µg/L	11/8/2022	EPA 8260
Dibromomethane	ND	1.0		µg/L	11/8/2022	EPA 8260
1,2-Dichloropropane	ND	1.0		µg/L	11/8/2022	EPA 8260
Trichloroethene	ND	1.0		µg/L	11/8/2022	EPA 8260
Bromodichloromethane	ND	1.0		µg/L	11/8/2022	EPA 8260
4-Methyl-2-pentanone (MIBK)	ND	10		µg/L	11/8/2022	EPA 8260
cis-1,3-Dichloropropene	ND	0.50		µg/L	11/8/2022	EPA 8260
trans-1,3-Dichloropropene	ND	0.50		µg/L	11/8/2022	EPA 8260
1,1,2-Trichloroethane	ND	1.0		µg/L	11/8/2022	EPA 8260
Toluene	ND	0.50		µg/L	11/8/2022	EPA 8260
1,3-Dichloropropane	ND	1.0		µg/L	11/8/2022	EPA 8260
2-Hexanone	ND	5.0		µg/L	11/8/2022	EPA 8260
Dibromochloromethane	ND	1.0		µg/L	11/8/2022	EPA 8260

ALPHA ANALYTICAL INC.

Alpha Analytical, Inc.
255 Glendale Ave, #21
Sparks, Nevada 89431
TEL: (775) 355-1044 FAX: (775) 355-0406
Website: www.alpha-analytical.com

Analytical Report

WO#: **CHH2211066**
Report Date: **11/14/2022**

CLIENT: CH2M Hill
Project: DFSP Norwalk
Lab ID: 2211066-16
Client Sample ID: GMW-O-4

Collection Date: 11/2/2022 10:17:00 AM
Matrix: AQUEOUS

Analyses	Result	RL	Qual	Units	Date Analyzed	Method
1,2-Dibromoethane (EDB)	ND	2.0		µg/L	11/8/2022	EPA 8260
Tetrachloroethene	ND	1.0		µg/L	11/8/2022	EPA 8260
1,1,1,2-Tetrachloroethane	ND	1.0		µg/L	11/8/2022	EPA 8260
Chlorobenzene	ND	1.0		µg/L	11/8/2022	EPA 8260
Ethylbenzene	ND	0.50		µg/L	11/8/2022	EPA 8260
m,p-Xylene	ND	0.50		µg/L	11/8/2022	EPA 8260
Bromoform	ND	1.0		µg/L	11/8/2022	EPA 8260
Xylenes, Total	ND	0.50		µg/L	11/8/2022	EPA 8260
Styrene	ND	1.0		µg/L	11/8/2022	EPA 8260
o-Xylene	ND	0.50		µg/L	11/8/2022	EPA 8260
1,1,2,2-Tetrachloroethane	ND	1.0		µg/L	11/8/2022	EPA 8260
1,2,3-Trichloropropane	ND	2.0		µg/L	11/8/2022	EPA 8260
Isopropylbenzene	ND	1.0		µg/L	11/8/2022	EPA 8260
Bromobenzene	ND	1.0		µg/L	11/8/2022	EPA 8260
n-Propylbenzene	ND	1.0		µg/L	11/8/2022	EPA 8260
4-Chlorotoluene	ND	1.0		µg/L	11/8/2022	EPA 8260
2-Chlorotoluene	ND	1.0		µg/L	11/8/2022	EPA 8260
1,3,5-Trimethylbenzene	ND	1.0		µg/L	11/8/2022	EPA 8260
tert-Butylbenzene	ND	1.0		µg/L	11/8/2022	EPA 8260
1,2,4-Trimethylbenzene	ND	1.0		µg/L	11/8/2022	EPA 8260
sec-Butylbenzene	ND	1.0		µg/L	11/8/2022	EPA 8260
1,3-Dichlorobenzene	ND	1.0		µg/L	11/8/2022	EPA 8260
1,4-Dichlorobenzene	ND	1.0		µg/L	11/8/2022	EPA 8260
4-Isopropyltoluene	ND	1.0		µg/L	11/8/2022	EPA 8260
1,2-Dichlorobenzene	ND	1.0		µg/L	11/8/2022	EPA 8260
n-Butylbenzene	ND	1.0		µg/L	11/8/2022	EPA 8260
1,2-Dibromo-3-chloropropane (DBCP)	ND	5.0		µg/L	11/8/2022	EPA 8260
1,2,4-Trichlorobenzene	ND	2.0		µg/L	11/8/2022	EPA 8260
Naphthalene	ND	10		µg/L	11/8/2022	EPA 8260
1,2,3-Trichlorobenzene	ND	2.0		µg/L	11/8/2022	EPA 8260
Surr: 1,2-Dichloroethane-d4	109	70-130		%Rec	11/8/2022	EPA 8260
Surr: Toluene-d8	107	70-130		%Rec	11/8/2022	EPA 8260
Surr: 4-Bromofluorobenzene	109	70-130		%Rec	11/8/2022	EPA 8260

ALPHA ANALYTICAL INC.

Alpha Analytical, Inc.
255 Glendale Ave, #21
Sparks, Nevada 89431
TEL: (775) 355-1044 FAX: (775) 355-0406
Website: www.alpha-analytical.com

Analytical Report

WO#: **CHH2211066**
Report Date: **11/14/2022**

CLIENT: CH2M Hill
Collection Date: 11/2/2022 10:59:00 AM
Project: DFSP Norwalk
Lab ID: 2211066-17
Matrix: AQUEOUS
Client Sample ID: GMW-O-3

Analyses	Result	RL	Qual	Units	Date Analyzed	Method
TPH-E (DRO)	ND	0.050		mg/L	11/9/2022	EPA 8015C
Surr: Nonane	97	63-125		%Rec	11/9/2022	EPA 8015C
TPH-P (GRO)	ND	0.050		mg/L	11/8/2022	EPA 8015C
Surr: 1,2-Dichloroethane-d4	112	70-130		%Rec	11/8/2022	EPA 8015C
Surr: Toluene-d8	106	70-130		%Rec	11/8/2022	EPA 8015C
Surr: 4-Bromofluorobenzene	99	70-130		%Rec	11/8/2022	EPA 8015C
Dichlorodifluoromethane	ND	1.0		µg/L	11/8/2022	EPA 8260
Chloromethane	ND	2.0		µg/L	11/8/2022	EPA 8260
Vinyl chloride	ND	0.50		µg/L	11/8/2022	EPA 8260
Chloroethane	ND	1.0		µg/L	11/8/2022	EPA 8260
Bromomethane	ND	2.0		µg/L	11/8/2022	EPA 8260
Trichlorofluoromethane	ND	10		µg/L	11/8/2022	EPA 8260
Acetone	ND	10		µg/L	11/8/2022	EPA 8260
1,1-Dichloroethene	ND	1.0		µg/L	11/8/2022	EPA 8260
Tertiary Butyl Alcohol (TBA)	ND	10		µg/L	11/8/2022	EPA 8260
Dichloromethane	ND	5.0		µg/L	11/8/2022	EPA 8260
Freon-113	ND	10		µg/L	11/8/2022	EPA 8260
Carbon disulfide	ND	2.5		µg/L	11/8/2022	EPA 8260
trans-1,2-Dichloroethene	ND	1.0		µg/L	11/8/2022	EPA 8260
Methyl tert-butyl ether (MTBE)	ND	0.50		µg/L	11/8/2022	EPA 8260
1,1-Dichloroethane	ND	1.0		µg/L	11/8/2022	EPA 8260
Vinyl acetate	ND	50		µg/L	11/8/2022	EPA 8260
2-Butanone (MEK)	ND	10		µg/L	11/8/2022	EPA 8260
Di-isopropyl Ether (DIPE)	ND	1.0		µg/L	11/8/2022	EPA 8260
cis-1,2-Dichloroethene	ND	1.0		µg/L	11/8/2022	EPA 8260
Bromochloromethane	ND	1.0		µg/L	11/8/2022	EPA 8260
Chloroform	ND	1.0		µg/L	11/8/2022	EPA 8260
Ethyl Tertiary Butyl Ether (ETBE)	ND	1.0		µg/L	11/8/2022	EPA 8260
2,2-Dichloropropane	ND	1.0		µg/L	11/8/2022	EPA 8260
1,2-Dichloroethane	0.66	0.50		µg/L	11/8/2022	EPA 8260
1,1,1-Trichloroethane	ND	1.0		µg/L	11/8/2022	EPA 8260
1,1-Dichloropropene	ND	1.0		µg/L	11/8/2022	EPA 8260
Carbon tetrachloride	ND	1.0		µg/L	11/8/2022	EPA 8260
Benzene	ND	0.50		µg/L	11/8/2022	EPA 8260
Tertiary Amyl Methyl Ether (TAME)	ND	1.0		µg/L	11/8/2022	EPA 8260
Dibromomethane	ND	1.0		µg/L	11/8/2022	EPA 8260
1,2-Dichloropropane	ND	1.0		µg/L	11/8/2022	EPA 8260
Trichloroethene	ND	1.0		µg/L	11/8/2022	EPA 8260
Bromodichloromethane	ND	1.0		µg/L	11/8/2022	EPA 8260
4-Methyl-2-pentanone (MIBK)	ND	10		µg/L	11/8/2022	EPA 8260
cis-1,3-Dichloropropene	ND	0.50		µg/L	11/8/2022	EPA 8260
trans-1,3-Dichloropropene	ND	0.50		µg/L	11/8/2022	EPA 8260
1,1,2-Trichloroethane	ND	1.0		µg/L	11/8/2022	EPA 8260
Toluene	ND	0.50		µg/L	11/8/2022	EPA 8260
1,3-Dichloropropane	ND	1.0		µg/L	11/8/2022	EPA 8260
2-Hexanone	ND	5.0		µg/L	11/8/2022	EPA 8260
Dibromochloromethane	ND	1.0		µg/L	11/8/2022	EPA 8260

Alpha Analytical, Inc.
255 Glendale Ave, #21
Sparks, Nevada 89431
TEL: (775) 355-1044 FAX: (775) 355-0406
Website: www.alpha-analytical.com

Analytical Report

WO#: **CHH2211066**
Report Date: **11/14/2022**

CLIENT: CH2M Hill
Collection Date: 11/2/2022 10:59:00 AM
Project: DFSP Norwalk
Lab ID: 2211066-17
Matrix: AQUEOUS
Client Sample ID: GMW-O-3

Analyses	Result	RL	Qual	Units	Date Analyzed	Method
1,2-Dibromoethane (EDB)	ND	2.0		µg/L	11/8/2022	EPA 8260
Tetrachloroethene	ND	1.0		µg/L	11/8/2022	EPA 8260
1,1,1,2-Tetrachloroethane	ND	1.0		µg/L	11/8/2022	EPA 8260
Chlorobenzene	ND	1.0		µg/L	11/8/2022	EPA 8260
Ethylbenzene	ND	0.50		µg/L	11/8/2022	EPA 8260
m,p-Xylene	ND	0.50		µg/L	11/8/2022	EPA 8260
Bromoform	ND	1.0		µg/L	11/8/2022	EPA 8260
Xylenes, Total	ND	0.50		µg/L	11/8/2022	EPA 8260
Styrene	ND	1.0		µg/L	11/8/2022	EPA 8260
o-Xylene	ND	0.50		µg/L	11/8/2022	EPA 8260
1,1,2,2-Tetrachloroethane	ND	1.0		µg/L	11/8/2022	EPA 8260
1,2,3-Trichloropropane	ND	2.0		µg/L	11/8/2022	EPA 8260
Isopropylbenzene	ND	1.0		µg/L	11/8/2022	EPA 8260
Bromobenzene	ND	1.0		µg/L	11/8/2022	EPA 8260
n-Propylbenzene	ND	1.0		µg/L	11/8/2022	EPA 8260
4-Chlorotoluene	ND	1.0		µg/L	11/8/2022	EPA 8260
2-Chlorotoluene	ND	1.0		µg/L	11/8/2022	EPA 8260
1,3,5-Trimethylbenzene	ND	1.0		µg/L	11/8/2022	EPA 8260
tert-Butylbenzene	ND	1.0		µg/L	11/8/2022	EPA 8260
1,2,4-Trimethylbenzene	ND	1.0		µg/L	11/8/2022	EPA 8260
sec-Butylbenzene	ND	1.0		µg/L	11/8/2022	EPA 8260
1,3-Dichlorobenzene	ND	1.0		µg/L	11/8/2022	EPA 8260
1,4-Dichlorobenzene	ND	1.0		µg/L	11/8/2022	EPA 8260
4-Isopropyltoluene	ND	1.0		µg/L	11/8/2022	EPA 8260
1,2-Dichlorobenzene	ND	1.0		µg/L	11/8/2022	EPA 8260
n-Butylbenzene	ND	1.0		µg/L	11/8/2022	EPA 8260
1,2-Dibromo-3-chloropropane (DBCP)	ND	5.0		µg/L	11/8/2022	EPA 8260
1,2,4-Trichlorobenzene	ND	2.0		µg/L	11/8/2022	EPA 8260
Naphthalene	ND	10		µg/L	11/8/2022	EPA 8260
1,2,3-Trichlorobenzene	ND	2.0		µg/L	11/8/2022	EPA 8260
Surr: 1,2-Dichloroethane-d4	112	70-130		%Rec	11/8/2022	EPA 8260
Surr: Toluene-d8	106	70-130		%Rec	11/8/2022	EPA 8260
Surr: 4-Bromofluorobenzene	99	70-130		%Rec	11/8/2022	EPA 8260

ALPHA ANALYTICAL INC.

Alpha Analytical, Inc.
255 Glendale Ave, #21
Sparks, Nevada 89431
TEL: (775) 355-1044 FAX: (775) 355-0406
Website: www.alpha-analytical.com

Analytical Report

WO#: **CHH2211066**
Report Date: **11/14/2022**

CLIENT: CH2M Hill
Collection Date: 11/2/2022 11:50:00 AM
Project: DFSP Norwalk
Lab ID: 2211066-18
Matrix: AQUEOUS
Client Sample ID: GMW-O-2

Analyses	Result	RL	Qual	Units	Date Analyzed	Method
TPH-E (DRO)	ND	0.050		mg/L	11/9/2022	EPA 8015C
Surr: Nonane	96	63-125		%Rec	11/9/2022	EPA 8015C
TPH-P (GRO)	ND	0.050		mg/L	11/8/2022	EPA 8015C
Surr: 1,2-Dichloroethane-d4	113	70-130		%Rec	11/8/2022	EPA 8015C
Surr: Toluene-d8	106	70-130		%Rec	11/8/2022	EPA 8015C
Surr: 4-Bromofluorobenzene	110	70-130		%Rec	11/8/2022	EPA 8015C
Dichlorodifluoromethane	ND	1.0		µg/L	11/8/2022	EPA 8260
Chloromethane	ND	2.0		µg/L	11/8/2022	EPA 8260
Vinyl chloride	ND	0.50		µg/L	11/8/2022	EPA 8260
Chloroethane	ND	1.0		µg/L	11/8/2022	EPA 8260
Bromomethane	ND	2.0		µg/L	11/8/2022	EPA 8260
Trichlorofluoromethane	ND	10		µg/L	11/8/2022	EPA 8260
Acetone	ND	10		µg/L	11/8/2022	EPA 8260
1,1-Dichloroethene	ND	1.0		µg/L	11/8/2022	EPA 8260
Tertiary Butyl Alcohol (TBA)	ND	10		µg/L	11/8/2022	EPA 8260
Dichloromethane	ND	5.0		µg/L	11/8/2022	EPA 8260
Freon-113	ND	10		µg/L	11/8/2022	EPA 8260
Carbon disulfide	ND	2.5		µg/L	11/8/2022	EPA 8260
trans-1,2-Dichloroethene	ND	1.0		µg/L	11/8/2022	EPA 8260
Methyl tert-butyl ether (MTBE)	ND	0.50		µg/L	11/8/2022	EPA 8260
1,1-Dichloroethane	ND	1.0		µg/L	11/8/2022	EPA 8260
Vinyl acetate	ND	50		µg/L	11/8/2022	EPA 8260
2-Butanone (MEK)	ND	10		µg/L	11/8/2022	EPA 8260
Di-isopropyl Ether (DIPE)	ND	1.0		µg/L	11/8/2022	EPA 8260
cis-1,2-Dichloroethene	ND	1.0		µg/L	11/8/2022	EPA 8260
Bromochloromethane	ND	1.0		µg/L	11/8/2022	EPA 8260
Chloroform	ND	1.0		µg/L	11/8/2022	EPA 8260
Ethyl Tertiary Butyl Ether (ETBE)	ND	1.0		µg/L	11/8/2022	EPA 8260
2,2-Dichloropropane	ND	1.0		µg/L	11/8/2022	EPA 8260
1,2-Dichloroethane	1.0	0.50		µg/L	11/8/2022	EPA 8260
1,1,1-Trichloroethane	ND	1.0		µg/L	11/8/2022	EPA 8260
1,1-Dichloropropene	ND	1.0		µg/L	11/8/2022	EPA 8260
Carbon tetrachloride	ND	1.0		µg/L	11/8/2022	EPA 8260
Benzene	ND	0.50		µg/L	11/8/2022	EPA 8260
Tertiary Amyl Methyl Ether (TAME)	ND	1.0		µg/L	11/8/2022	EPA 8260
Dibromomethane	ND	1.0		µg/L	11/8/2022	EPA 8260
1,2-Dichloropropane	ND	1.0		µg/L	11/8/2022	EPA 8260
Trichloroethene	ND	1.0		µg/L	11/8/2022	EPA 8260
Bromodichloromethane	ND	1.0		µg/L	11/8/2022	EPA 8260
4-Methyl-2-pentanone (MIBK)	ND	10		µg/L	11/8/2022	EPA 8260
cis-1,3-Dichloropropene	ND	0.50		µg/L	11/8/2022	EPA 8260
trans-1,3-Dichloropropene	ND	0.50		µg/L	11/8/2022	EPA 8260
1,1,2-Trichloroethane	ND	1.0		µg/L	11/8/2022	EPA 8260
Toluene	ND	0.50		µg/L	11/8/2022	EPA 8260
1,3-Dichloropropane	ND	1.0		µg/L	11/8/2022	EPA 8260
2-Hexanone	ND	5.0		µg/L	11/8/2022	EPA 8260
Dibromochloromethane	ND	1.0		µg/L	11/8/2022	EPA 8260

ALPHA ANALYTICAL INC.

Alpha Analytical, Inc.
255 Glendale Ave, #21
Sparks, Nevada 89431
TEL: (775) 355-1044 FAX: (775) 355-0406
Website: www.alpha-analytical.com

Analytical Report

WO#: **CHH2211066**
Report Date: **11/14/2022**

CLIENT: CH2M Hill
Project: DFSP Norwalk
Lab ID: 2211066-18
Client Sample ID: GMW-O-2

Collection Date: 11/2/2022 11:50:00 AM
Matrix: AQUEOUS

Analyses	Result	RL	Qual	Units	Date Analyzed	Method
1,2-Dibromoethane (EDB)	ND	2.0		µg/L	11/8/2022	EPA 8260
Tetrachloroethene	ND	1.0		µg/L	11/8/2022	EPA 8260
1,1,1,2-Tetrachloroethane	ND	1.0		µg/L	11/8/2022	EPA 8260
Chlorobenzene	ND	1.0		µg/L	11/8/2022	EPA 8260
Ethylbenzene	ND	0.50		µg/L	11/8/2022	EPA 8260
m,p-Xylene	ND	0.50		µg/L	11/8/2022	EPA 8260
Bromoform	ND	1.0		µg/L	11/8/2022	EPA 8260
Xylenes, Total	ND	0.50		µg/L	11/8/2022	EPA 8260
Styrene	ND	1.0		µg/L	11/8/2022	EPA 8260
o-Xylene	ND	0.50		µg/L	11/8/2022	EPA 8260
1,1,2,2-Tetrachloroethane	ND	1.0		µg/L	11/8/2022	EPA 8260
1,2,3-Trichloropropane	ND	2.0		µg/L	11/8/2022	EPA 8260
Isopropylbenzene	ND	1.0		µg/L	11/8/2022	EPA 8260
Bromobenzene	ND	1.0		µg/L	11/8/2022	EPA 8260
n-Propylbenzene	ND	1.0		µg/L	11/8/2022	EPA 8260
4-Chlorotoluene	ND	1.0		µg/L	11/8/2022	EPA 8260
2-Chlorotoluene	ND	1.0		µg/L	11/8/2022	EPA 8260
1,3,5-Trimethylbenzene	ND	1.0		µg/L	11/8/2022	EPA 8260
tert-Butylbenzene	ND	1.0		µg/L	11/8/2022	EPA 8260
1,2,4-Trimethylbenzene	ND	1.0		µg/L	11/8/2022	EPA 8260
sec-Butylbenzene	ND	1.0		µg/L	11/8/2022	EPA 8260
1,3-Dichlorobenzene	ND	1.0		µg/L	11/8/2022	EPA 8260
1,4-Dichlorobenzene	ND	1.0		µg/L	11/8/2022	EPA 8260
4-Isopropyltoluene	ND	1.0		µg/L	11/8/2022	EPA 8260
1,2-Dichlorobenzene	ND	1.0		µg/L	11/8/2022	EPA 8260
n-Butylbenzene	ND	1.0		µg/L	11/8/2022	EPA 8260
1,2-Dibromo-3-chloropropane (DBCP)	ND	5.0		µg/L	11/8/2022	EPA 8260
1,2,4-Trichlorobenzene	ND	2.0		µg/L	11/8/2022	EPA 8260
Naphthalene	ND	10		µg/L	11/8/2022	EPA 8260
1,2,3-Trichlorobenzene	ND	2.0		µg/L	11/8/2022	EPA 8260
Surr: 1,2-Dichloroethane-d4	113	70-130		%Rec	11/8/2022	EPA 8260
Surr: Toluene-d8	106	70-130		%Rec	11/8/2022	EPA 8260
Surr: 4-Bromofluorobenzene	110	70-130		%Rec	11/8/2022	EPA 8260

ALPHA ANALYTICAL INC.

Alpha Analytical, Inc.
255 Glendale Ave, #21
Sparks, Nevada 89431
TEL: (775) 355-1044 FAX: (775) 355-0406
Website: www.alpha-analytical.com

Analytical Report

WO#: **CHH2211066**
Report Date: **11/14/2022**

CLIENT: CH2M Hill
Collection Date: 11/2/2022 12:57:00 PM
Project: DFSP Norwalk
Lab ID: 2211066-19
Matrix: AQUEOUS
Client Sample ID: GMW-O-10

Analyses	Result	RL	Qual	Units	Date Analyzed	Method
TPH-E (DRO)	ND	0.050		mg/L	11/9/2022	EPA 8015C
Surr: Nonane	102	63-125		%Rec	11/9/2022	EPA 8015C
TPH-P (GRO)	ND	0.050		mg/L	11/8/2022	EPA 8015C
Surr: 1,2-Dichloroethane-d4	112	70-130		%Rec	11/8/2022	EPA 8015C
Surr: Toluene-d8	107	70-130		%Rec	11/8/2022	EPA 8015C
Surr: 4-Bromofluorobenzene	102	70-130		%Rec	11/8/2022	EPA 8015C
Dichlorodifluoromethane	ND	1.0		µg/L	11/8/2022	EPA 8260
Chloromethane	ND	2.0		µg/L	11/8/2022	EPA 8260
Vinyl chloride	ND	0.50		µg/L	11/8/2022	EPA 8260
Chloroethane	ND	1.0		µg/L	11/8/2022	EPA 8260
Bromomethane	ND	2.0		µg/L	11/8/2022	EPA 8260
Trichlorofluoromethane	ND	10		µg/L	11/8/2022	EPA 8260
Acetone	ND	10		µg/L	11/8/2022	EPA 8260
1,1-Dichloroethene	ND	1.0		µg/L	11/8/2022	EPA 8260
Tertiary Butyl Alcohol (TBA)	ND	10		µg/L	11/8/2022	EPA 8260
Dichloromethane	ND	5.0		µg/L	11/8/2022	EPA 8260
Freon-113	ND	10		µg/L	11/8/2022	EPA 8260
Carbon disulfide	ND	2.5		µg/L	11/8/2022	EPA 8260
trans-1,2-Dichloroethene	ND	1.0		µg/L	11/8/2022	EPA 8260
Methyl tert-butyl ether (MTBE)	ND	0.50		µg/L	11/8/2022	EPA 8260
1,1-Dichloroethane	ND	1.0		µg/L	11/8/2022	EPA 8260
Vinyl acetate	ND	50		µg/L	11/8/2022	EPA 8260
2-Butanone (MEK)	ND	10		µg/L	11/8/2022	EPA 8260
Di-isopropyl Ether (DIPE)	ND	1.0		µg/L	11/8/2022	EPA 8260
cis-1,2-Dichloroethene	ND	1.0		µg/L	11/8/2022	EPA 8260
Bromochloromethane	ND	1.0		µg/L	11/8/2022	EPA 8260
Chloroform	ND	1.0		µg/L	11/8/2022	EPA 8260
Ethyl Tertiary Butyl Ether (ETBE)	ND	1.0		µg/L	11/8/2022	EPA 8260
2,2-Dichloropropane	ND	1.0		µg/L	11/8/2022	EPA 8260
1,2-Dichloroethane	1.0	0.50		µg/L	11/8/2022	EPA 8260
1,1,1-Trichloroethane	ND	1.0		µg/L	11/8/2022	EPA 8260
1,1-Dichloropropene	ND	1.0		µg/L	11/8/2022	EPA 8260
Carbon tetrachloride	ND	1.0		µg/L	11/8/2022	EPA 8260
Benzene	ND	0.50		µg/L	11/8/2022	EPA 8260
Tertiary Amyl Methyl Ether (TAME)	ND	1.0		µg/L	11/8/2022	EPA 8260
Dibromomethane	ND	1.0		µg/L	11/8/2022	EPA 8260
1,2-Dichloropropane	ND	1.0		µg/L	11/8/2022	EPA 8260
Trichloroethene	ND	1.0		µg/L	11/8/2022	EPA 8260
Bromodichloromethane	ND	1.0		µg/L	11/8/2022	EPA 8260
4-Methyl-2-pentanone (MIBK)	ND	10		µg/L	11/8/2022	EPA 8260
cis-1,3-Dichloropropene	ND	0.50		µg/L	11/8/2022	EPA 8260
trans-1,3-Dichloropropene	ND	0.50		µg/L	11/8/2022	EPA 8260
1,1,2-Trichloroethane	ND	1.0		µg/L	11/8/2022	EPA 8260
Toluene	ND	0.50		µg/L	11/8/2022	EPA 8260
1,3-Dichloropropane	ND	1.0		µg/L	11/8/2022	EPA 8260
2-Hexanone	ND	5.0		µg/L	11/8/2022	EPA 8260
Dibromochloromethane	ND	1.0		µg/L	11/8/2022	EPA 8260

ALPHA ANALYTICAL INC.

Alpha Analytical, Inc.
255 Glendale Ave, #21
Sparks, Nevada 89431
TEL: (775) 355-1044 FAX: (775) 355-0406
Website: www.alpha-analytical.com

Analytical Report

WO#: **CHH2211066**
Report Date: **11/14/2022**

CLIENT: CH2M Hill
Project: DFSP Norwalk
Lab ID: 2211066-19
Client Sample ID: GMW-O-10

Collection Date: 11/2/2022 12:57:00 PM
Matrix: AQUEOUS

Analyses	Result	RL	Qual	Units	Date Analyzed	Method
1,2-Dibromoethane (EDB)	ND	2.0		µg/L	11/8/2022	EPA 8260
Tetrachloroethene	ND	1.0		µg/L	11/8/2022	EPA 8260
1,1,1,2-Tetrachloroethane	ND	1.0		µg/L	11/8/2022	EPA 8260
Chlorobenzene	ND	1.0		µg/L	11/8/2022	EPA 8260
Ethylbenzene	ND	0.50		µg/L	11/8/2022	EPA 8260
m,p-Xylene	ND	0.50		µg/L	11/8/2022	EPA 8260
Bromoform	ND	1.0		µg/L	11/8/2022	EPA 8260
Xylenes, Total	ND	0.50		µg/L	11/8/2022	EPA 8260
Styrene	ND	1.0		µg/L	11/8/2022	EPA 8260
o-Xylene	ND	0.50		µg/L	11/8/2022	EPA 8260
1,1,2,2-Tetrachloroethane	ND	1.0		µg/L	11/8/2022	EPA 8260
1,2,3-Trichloropropane	ND	2.0		µg/L	11/8/2022	EPA 8260
Isopropylbenzene	ND	1.0		µg/L	11/8/2022	EPA 8260
Bromobenzene	ND	1.0		µg/L	11/8/2022	EPA 8260
n-Propylbenzene	ND	1.0		µg/L	11/8/2022	EPA 8260
4-Chlorotoluene	ND	1.0		µg/L	11/8/2022	EPA 8260
2-Chlorotoluene	ND	1.0		µg/L	11/8/2022	EPA 8260
1,3,5-Trimethylbenzene	ND	1.0		µg/L	11/8/2022	EPA 8260
tert-Butylbenzene	ND	1.0		µg/L	11/8/2022	EPA 8260
1,2,4-Trimethylbenzene	ND	1.0		µg/L	11/8/2022	EPA 8260
sec-Butylbenzene	ND	1.0		µg/L	11/8/2022	EPA 8260
1,3-Dichlorobenzene	ND	1.0		µg/L	11/8/2022	EPA 8260
1,4-Dichlorobenzene	ND	1.0		µg/L	11/8/2022	EPA 8260
4-Isopropyltoluene	ND	1.0		µg/L	11/8/2022	EPA 8260
1,2-Dichlorobenzene	ND	1.0		µg/L	11/8/2022	EPA 8260
n-Butylbenzene	ND	1.0		µg/L	11/8/2022	EPA 8260
1,2-Dibromo-3-chloropropane (DBCP)	ND	5.0		µg/L	11/8/2022	EPA 8260
1,2,4-Trichlorobenzene	ND	2.0		µg/L	11/8/2022	EPA 8260
Naphthalene	ND	10		µg/L	11/8/2022	EPA 8260
1,2,3-Trichlorobenzene	ND	2.0		µg/L	11/8/2022	EPA 8260
Surr: 1,2-Dichloroethane-d4	112	70-130		%Rec	11/8/2022	EPA 8260
Surr: Toluene-d8	107	70-130		%Rec	11/8/2022	EPA 8260
Surr: 4-Bromofluorobenzene	102	70-130		%Rec	11/8/2022	EPA 8260

ALPHA ANALYTICAL INC.

Alpha Analytical, Inc.
255 Glendale Ave, #21
Sparks, Nevada 89431
TEL: (775) 355-1044 FAX: (775) 355-0406
Website: www.alpha-analytical.com

Analytical Report

WO#: **CHH2211066**
Report Date: **11/14/2022**

CLIENT: CH2M Hill
Collection Date: 11/2/2022 1:43:00 PM
Project: DFSP Norwalk
Lab ID: 2211066-20
Matrix: AQUEOUS
Client Sample ID: GMW-O-9

Analyses	Result	RL	Qual	Units	Date Analyzed	Method
TPH-E (DRO)	ND	0.050		mg/L	11/9/2022	EPA 8015C
Surr: Nonane	97	63-125		%Rec	11/9/2022	EPA 8015C
TPH-P (GRO)	ND	0.050		mg/L	11/8/2022	EPA 8015C
Surr: 1,2-Dichloroethane-d4	112	70-130		%Rec	11/8/2022	EPA 8015C
Surr: Toluene-d8	108	70-130		%Rec	11/8/2022	EPA 8015C
Surr: 4-Bromofluorobenzene	105	70-130		%Rec	11/8/2022	EPA 8015C
Dichlorodifluoromethane	ND	1.0		µg/L	11/8/2022	EPA 8260
Chloromethane	ND	2.0		µg/L	11/8/2022	EPA 8260
Vinyl chloride	ND	0.50		µg/L	11/8/2022	EPA 8260
Chloroethane	ND	1.0		µg/L	11/8/2022	EPA 8260
Bromomethane	ND	2.0		µg/L	11/8/2022	EPA 8260
Trichlorofluoromethane	ND	10		µg/L	11/8/2022	EPA 8260
Acetone	ND	10		µg/L	11/8/2022	EPA 8260
1,1-Dichloroethene	ND	1.0		µg/L	11/8/2022	EPA 8260
Tertiary Butyl Alcohol (TBA)	ND	10		µg/L	11/8/2022	EPA 8260
Dichloromethane	ND	5.0		µg/L	11/8/2022	EPA 8260
Freon-113	ND	10		µg/L	11/8/2022	EPA 8260
Carbon disulfide	ND	2.5		µg/L	11/8/2022	EPA 8260
trans-1,2-Dichloroethene	ND	1.0		µg/L	11/8/2022	EPA 8260
Methyl tert-butyl ether (MTBE)	ND	0.50		µg/L	11/8/2022	EPA 8260
1,1-Dichloroethane	ND	1.0		µg/L	11/8/2022	EPA 8260
Vinyl acetate	ND	50		µg/L	11/8/2022	EPA 8260
2-Butanone (MEK)	ND	10		µg/L	11/8/2022	EPA 8260
Di-isopropyl Ether (DIPE)	ND	1.0		µg/L	11/8/2022	EPA 8260
cis-1,2-Dichloroethene	ND	1.0		µg/L	11/8/2022	EPA 8260
Bromochloromethane	ND	1.0		µg/L	11/8/2022	EPA 8260
Chloroform	ND	1.0		µg/L	11/8/2022	EPA 8260
Ethyl Tertiary Butyl Ether (ETBE)	ND	1.0		µg/L	11/8/2022	EPA 8260
2,2-Dichloropropane	ND	1.0		µg/L	11/8/2022	EPA 8260
1,2-Dichloroethane	0.67	0.50		µg/L	11/8/2022	EPA 8260
1,1,1-Trichloroethane	ND	1.0		µg/L	11/8/2022	EPA 8260
1,1-Dichloropropene	ND	1.0		µg/L	11/8/2022	EPA 8260
Carbon tetrachloride	ND	1.0		µg/L	11/8/2022	EPA 8260
Benzene	ND	0.50		µg/L	11/8/2022	EPA 8260
Tertiary Amyl Methyl Ether (TAME)	ND	1.0		µg/L	11/8/2022	EPA 8260
Dibromomethane	ND	1.0		µg/L	11/8/2022	EPA 8260
1,2-Dichloropropane	ND	1.0		µg/L	11/8/2022	EPA 8260
Trichloroethene	ND	1.0		µg/L	11/8/2022	EPA 8260
Bromodichloromethane	ND	1.0		µg/L	11/8/2022	EPA 8260
4-Methyl-2-pentanone (MIBK)	ND	10		µg/L	11/8/2022	EPA 8260
cis-1,3-Dichloropropene	ND	0.50		µg/L	11/8/2022	EPA 8260
trans-1,3-Dichloropropene	ND	0.50		µg/L	11/8/2022	EPA 8260
1,1,2-Trichloroethane	ND	1.0		µg/L	11/8/2022	EPA 8260
Toluene	ND	0.50		µg/L	11/8/2022	EPA 8260
1,3-Dichloropropane	ND	1.0		µg/L	11/8/2022	EPA 8260
2-Hexanone	ND	5.0		µg/L	11/8/2022	EPA 8260
Dibromochloromethane	ND	1.0		µg/L	11/8/2022	EPA 8260

ALPHA ANALYTICAL INC.

Alpha Analytical, Inc.
255 Glendale Ave, #21
Sparks, Nevada 89431
TEL: (775) 355-1044 FAX: (775) 355-0406
Website: www.alpha-analytical.com

Analytical Report

WO#: **CHH2211066**
Report Date: **11/14/2022**

CLIENT: CH2M Hill
Collection Date: 11/2/2022 1:43:00 PM
Project: DFSP Norwalk
Lab ID: 2211066-20
Matrix: AQUEOUS
Client Sample ID: GMW-O-9

Analyses	Result	RL	Qual	Units	Date Analyzed	Method
1,2-Dibromoethane (EDB)	ND	2.0		µg/L	11/8/2022	EPA 8260
Tetrachloroethene	ND	1.0		µg/L	11/8/2022	EPA 8260
1,1,1,2-Tetrachloroethane	ND	1.0		µg/L	11/8/2022	EPA 8260
Chlorobenzene	ND	1.0		µg/L	11/8/2022	EPA 8260
Ethylbenzene	ND	0.50		µg/L	11/8/2022	EPA 8260
m,p-Xylene	ND	0.50		µg/L	11/8/2022	EPA 8260
Bromoform	ND	1.0		µg/L	11/8/2022	EPA 8260
Xylenes, Total	ND	0.50		µg/L	11/8/2022	EPA 8260
Styrene	ND	1.0		µg/L	11/8/2022	EPA 8260
o-Xylene	ND	0.50		µg/L	11/8/2022	EPA 8260
1,1,2,2-Tetrachloroethane	ND	1.0		µg/L	11/8/2022	EPA 8260
1,2,3-Trichloropropane	ND	2.0		µg/L	11/8/2022	EPA 8260
Isopropylbenzene	ND	1.0		µg/L	11/8/2022	EPA 8260
Bromobenzene	ND	1.0		µg/L	11/8/2022	EPA 8260
n-Propylbenzene	ND	1.0		µg/L	11/8/2022	EPA 8260
4-Chlorotoluene	ND	1.0		µg/L	11/8/2022	EPA 8260
2-Chlorotoluene	ND	1.0		µg/L	11/8/2022	EPA 8260
1,3,5-Trimethylbenzene	ND	1.0		µg/L	11/8/2022	EPA 8260
tert-Butylbenzene	ND	1.0		µg/L	11/8/2022	EPA 8260
1,2,4-Trimethylbenzene	ND	1.0		µg/L	11/8/2022	EPA 8260
sec-Butylbenzene	ND	1.0		µg/L	11/8/2022	EPA 8260
1,3-Dichlorobenzene	ND	1.0		µg/L	11/8/2022	EPA 8260
1,4-Dichlorobenzene	ND	1.0		µg/L	11/8/2022	EPA 8260
4-Isopropyltoluene	ND	1.0		µg/L	11/8/2022	EPA 8260
1,2-Dichlorobenzene	ND	1.0		µg/L	11/8/2022	EPA 8260
n-Butylbenzene	ND	1.0		µg/L	11/8/2022	EPA 8260
1,2-Dibromo-3-chloropropane (DBCP)	ND	5.0		µg/L	11/8/2022	EPA 8260
1,2,4-Trichlorobenzene	ND	2.0		µg/L	11/8/2022	EPA 8260
Naphthalene	ND	10		µg/L	11/8/2022	EPA 8260
1,2,3-Trichlorobenzene	ND	2.0		µg/L	11/8/2022	EPA 8260
Surr: 1,2-Dichloroethane-d4	112	70-130		%Rec	11/8/2022	EPA 8260
Surr: Toluene-d8	108	70-130		%Rec	11/8/2022	EPA 8260
Surr: 4-Bromofluorobenzene	105	70-130		%Rec	11/8/2022	EPA 8260

ALPHA ANALYTICAL INC.

Alpha Analytical, Inc.
255 Glendale Ave, #21
Sparks, Nevada 89431
TEL: (775) 355-1044 FAX: (775) 355-0406
Website: www.alpha-analytical.com

Analytical Report

WO#: **CHH2211066**
Report Date: **11/14/2022**

CLIENT: CH2M Hill
Collection Date: 11/2/2022 2:28:00 PM
Project: DFSP Norwalk
Lab ID: 2211066-21
Matrix: AQUEOUS
Client Sample ID: GMW-O-1

Analyses	Result	RL	Qual	Units	Date Analyzed	Method
TPH-E (DRO)	ND	0.050		mg/L	11/9/2022	EPA 8015C
Surr: Nonane	96	63-125		%Rec	11/9/2022	EPA 8015C
TPH-P (GRO)	ND	0.050		mg/L	11/9/2022	EPA 8015C
Surr: 1,2-Dichloroethane-d4	113	70-130		%Rec	11/9/2022	EPA 8015C
Surr: Toluene-d8	106	70-130		%Rec	11/9/2022	EPA 8015C
Surr: 4-Bromofluorobenzene	109	70-130		%Rec	11/9/2022	EPA 8015C
Dichlorodifluoromethane	ND	1.0		µg/L	11/9/2022	EPA 8260
Chloromethane	ND	2.0		µg/L	11/9/2022	EPA 8260
Vinyl chloride	ND	0.50		µg/L	11/9/2022	EPA 8260
Chloroethane	ND	1.0		µg/L	11/9/2022	EPA 8260
Bromomethane	ND	2.0		µg/L	11/9/2022	EPA 8260
Trichlorofluoromethane	ND	10		µg/L	11/9/2022	EPA 8260
Acetone	ND	10		µg/L	11/9/2022	EPA 8260
1,1-Dichloroethene	ND	1.0		µg/L	11/9/2022	EPA 8260
Tertiary Butyl Alcohol (TBA)	ND	10		µg/L	11/9/2022	EPA 8260
Dichloromethane	ND	5.0		µg/L	11/9/2022	EPA 8260
Freon-113	ND	10		µg/L	11/9/2022	EPA 8260
Carbon disulfide	ND	2.5		µg/L	11/9/2022	EPA 8260
trans-1,2-Dichloroethene	ND	1.0		µg/L	11/9/2022	EPA 8260
Methyl tert-butyl ether (MTBE)	ND	0.50		µg/L	11/9/2022	EPA 8260
1,1-Dichloroethane	ND	1.0		µg/L	11/9/2022	EPA 8260
Vinyl acetate	ND	50		µg/L	11/9/2022	EPA 8260
2-Butanone (MEK)	ND	10		µg/L	11/9/2022	EPA 8260
Di-isopropyl Ether (DIPE)	ND	1.0		µg/L	11/9/2022	EPA 8260
cis-1,2-Dichloroethene	ND	1.0		µg/L	11/9/2022	EPA 8260
Bromochloromethane	ND	1.0		µg/L	11/9/2022	EPA 8260
Chloroform	ND	1.0		µg/L	11/9/2022	EPA 8260
Ethyl Tertiary Butyl Ether (ETBE)	ND	1.0		µg/L	11/9/2022	EPA 8260
2,2-Dichloropropane	ND	1.0		µg/L	11/9/2022	EPA 8260
1,2-Dichloroethane	0.57	0.50		µg/L	11/9/2022	EPA 8260
1,1,1-Trichloroethane	ND	1.0		µg/L	11/9/2022	EPA 8260
1,1-Dichloropropene	ND	1.0		µg/L	11/9/2022	EPA 8260
Carbon tetrachloride	ND	1.0		µg/L	11/9/2022	EPA 8260
Benzene	ND	0.50		µg/L	11/9/2022	EPA 8260
Tertiary Amyl Methyl Ether (TAME)	ND	1.0		µg/L	11/9/2022	EPA 8260
Dibromomethane	ND	1.0		µg/L	11/9/2022	EPA 8260
1,2-Dichloropropane	ND	1.0		µg/L	11/9/2022	EPA 8260
Trichloroethene	ND	1.0		µg/L	11/9/2022	EPA 8260
Bromodichloromethane	ND	1.0		µg/L	11/9/2022	EPA 8260
4-Methyl-2-pentanone (MIBK)	ND	10		µg/L	11/9/2022	EPA 8260
cis-1,3-Dichloropropene	ND	0.50		µg/L	11/9/2022	EPA 8260
trans-1,3-Dichloropropene	ND	0.50		µg/L	11/9/2022	EPA 8260
1,1,2-Trichloroethane	ND	1.0		µg/L	11/9/2022	EPA 8260
Toluene	ND	0.50		µg/L	11/9/2022	EPA 8260
1,3-Dichloropropane	ND	1.0		µg/L	11/9/2022	EPA 8260
2-Hexanone	ND	5.0		µg/L	11/9/2022	EPA 8260
Dibromochloromethane	ND	1.0		µg/L	11/9/2022	EPA 8260

ALPHA ANALYTICAL INC.

Alpha Analytical, Inc.
255 Glendale Ave, #21
Sparks, Nevada 89431
TEL: (775) 355-1044 FAX: (775) 355-0406
Website: www.alpha-analytical.com

Analytical Report

WO#: **CHH2211066**
Report Date: **11/14/2022**

CLIENT: CH2M Hill
Collection Date: 11/2/2022 2:28:00 PM
Project: DFSP Norwalk
Lab ID: 2211066-21
Matrix: AQUEOUS
Client Sample ID: GMW-O-1

Analyses	Result	RL	Qual	Units	Date Analyzed	Method
1,2-Dibromoethane (EDB)	ND	2.0		µg/L	11/9/2022	EPA 8260
Tetrachloroethene	ND	1.0		µg/L	11/9/2022	EPA 8260
1,1,1,2-Tetrachloroethane	ND	1.0		µg/L	11/9/2022	EPA 8260
Chlorobenzene	ND	1.0		µg/L	11/9/2022	EPA 8260
Ethylbenzene	ND	0.50		µg/L	11/9/2022	EPA 8260
m,p-Xylene	ND	0.50		µg/L	11/9/2022	EPA 8260
Bromoform	ND	1.0		µg/L	11/9/2022	EPA 8260
Xylenes, Total	ND	0.50		µg/L	11/9/2022	EPA 8260
Styrene	ND	1.0		µg/L	11/9/2022	EPA 8260
o-Xylene	ND	0.50		µg/L	11/9/2022	EPA 8260
1,1,2,2-Tetrachloroethane	ND	1.0		µg/L	11/9/2022	EPA 8260
1,2,3-Trichloropropane	ND	2.0		µg/L	11/9/2022	EPA 8260
Isopropylbenzene	ND	1.0		µg/L	11/9/2022	EPA 8260
Bromobenzene	ND	1.0		µg/L	11/9/2022	EPA 8260
n-Propylbenzene	ND	1.0		µg/L	11/9/2022	EPA 8260
4-Chlorotoluene	ND	1.0		µg/L	11/9/2022	EPA 8260
2-Chlorotoluene	ND	1.0		µg/L	11/9/2022	EPA 8260
1,3,5-Trimethylbenzene	ND	1.0		µg/L	11/9/2022	EPA 8260
tert-Butylbenzene	ND	1.0		µg/L	11/9/2022	EPA 8260
1,2,4-Trimethylbenzene	ND	1.0		µg/L	11/9/2022	EPA 8260
sec-Butylbenzene	ND	1.0		µg/L	11/9/2022	EPA 8260
1,3-Dichlorobenzene	ND	1.0		µg/L	11/9/2022	EPA 8260
1,4-Dichlorobenzene	ND	1.0		µg/L	11/9/2022	EPA 8260
4-Isopropyltoluene	ND	1.0		µg/L	11/9/2022	EPA 8260
1,2-Dichlorobenzene	ND	1.0		µg/L	11/9/2022	EPA 8260
n-Butylbenzene	ND	1.0		µg/L	11/9/2022	EPA 8260
1,2-Dibromo-3-chloropropane (DBCP)	ND	5.0		µg/L	11/9/2022	EPA 8260
1,2,4-Trichlorobenzene	ND	2.0		µg/L	11/9/2022	EPA 8260
Naphthalene	ND	10		µg/L	11/9/2022	EPA 8260
1,2,3-Trichlorobenzene	ND	2.0		µg/L	11/9/2022	EPA 8260
Surr: 1,2-Dichloroethane-d4	113	70-130		%Rec	11/9/2022	EPA 8260
Surr: Toluene-d8	106	70-130		%Rec	11/9/2022	EPA 8260
Surr: 4-Bromofluorobenzene	109	70-130		%Rec	11/9/2022	EPA 8260

ALPHA ANALYTICAL INC.

Alpha Analytical, Inc.
255 Glendale Ave, #21
Sparks, Nevada 89431
TEL: (775) 355-1044 FAX: (775) 355-0406
Website: www.alpha-analytical.com

Analytical Report

WO#: **CHH2211066**
Report Date: **11/14/2022**

CLIENT: CH2M Hill
Collection Date: 11/2/2022 7:00:00 AM
Project: DFSP Norwalk
Lab ID: 2211066-22
Matrix: AQUEOUS
Client Sample ID: TB-3

Analyses	Result	RL	Qual	Units	Date Analyzed	Method
Dichlorodifluoromethane	ND	1.0		µg/L	11/9/2022	EPA 8260
Chloromethane	ND	2.0		µg/L	11/9/2022	EPA 8260
Vinyl chloride	ND	0.50		µg/L	11/9/2022	EPA 8260
Chloroethane	ND	1.0		µg/L	11/9/2022	EPA 8260
Bromomethane	ND	2.0		µg/L	11/9/2022	EPA 8260
Trichlorofluoromethane	ND	10		µg/L	11/9/2022	EPA 8260
Acetone	ND	10		µg/L	11/9/2022	EPA 8260
1,1-Dichloroethene	ND	1.0		µg/L	11/9/2022	EPA 8260
Tertiary Butyl Alcohol (TBA)	ND	10		µg/L	11/9/2022	EPA 8260
Dichloromethane	ND	5.0		µg/L	11/9/2022	EPA 8260
Freon-113	ND	10		µg/L	11/9/2022	EPA 8260
Carbon disulfide	ND	2.5		µg/L	11/9/2022	EPA 8260
trans-1,2-Dichloroethene	ND	1.0		µg/L	11/9/2022	EPA 8260
Methyl tert-butyl ether (MTBE)	ND	0.50		µg/L	11/9/2022	EPA 8260
1,1-Dichloroethane	ND	1.0		µg/L	11/9/2022	EPA 8260
Vinyl acetate	ND	50		µg/L	11/9/2022	EPA 8260
2-Butanone (MEK)	ND	10		µg/L	11/9/2022	EPA 8260
Di-isopropyl Ether (DIPE)	ND	1.0		µg/L	11/9/2022	EPA 8260
cis-1,2-Dichloroethene	ND	1.0		µg/L	11/9/2022	EPA 8260
Bromochloromethane	ND	1.0		µg/L	11/9/2022	EPA 8260
Chloroform	ND	1.0		µg/L	11/9/2022	EPA 8260
Ethyl Tertiary Butyl Ether (ETBE)	ND	1.0		µg/L	11/9/2022	EPA 8260
2,2-Dichloropropane	ND	1.0		µg/L	11/9/2022	EPA 8260
1,2-Dichloroethane	ND	0.50		µg/L	11/9/2022	EPA 8260
1,1,1-Trichloroethane	ND	1.0		µg/L	11/9/2022	EPA 8260
1,1-Dichloropropene	ND	1.0		µg/L	11/9/2022	EPA 8260
Carbon tetrachloride	ND	1.0		µg/L	11/9/2022	EPA 8260
Benzene	ND	0.50		µg/L	11/9/2022	EPA 8260
Tertiary Amyl Methyl Ether (TAME)	ND	1.0		µg/L	11/9/2022	EPA 8260
Dibromomethane	ND	1.0		µg/L	11/9/2022	EPA 8260
1,2-Dichloropropane	ND	1.0		µg/L	11/9/2022	EPA 8260
Trichloroethene	ND	1.0		µg/L	11/9/2022	EPA 8260
Bromodichloromethane	ND	1.0		µg/L	11/9/2022	EPA 8260
4-Methyl-2-pentanone (MIBK)	ND	10		µg/L	11/9/2022	EPA 8260
cis-1,3-Dichloropropene	ND	0.50		µg/L	11/9/2022	EPA 8260
trans-1,3-Dichloropropene	ND	0.50		µg/L	11/9/2022	EPA 8260
1,1,2-Trichloroethane	ND	1.0		µg/L	11/9/2022	EPA 8260
Toluene	ND	0.50		µg/L	11/9/2022	EPA 8260
1,3-Dichloropropane	ND	1.0		µg/L	11/9/2022	EPA 8260
2-Hexanone	ND	5.0		µg/L	11/9/2022	EPA 8260
Dibromochloromethane	ND	1.0		µg/L	11/9/2022	EPA 8260
1,2-Dibromoethane (EDB)	ND	2.0		µg/L	11/9/2022	EPA 8260
Tetrachloroethene	ND	1.0		µg/L	11/9/2022	EPA 8260
1,1,1,2-Tetrachloroethane	ND	1.0		µg/L	11/9/2022	EPA 8260
Chlorobenzene	ND	1.0		µg/L	11/9/2022	EPA 8260
Ethylbenzene	ND	0.50		µg/L	11/9/2022	EPA 8260
m,p-Xylene	ND	0.50		µg/L	11/9/2022	EPA 8260
Bromoform	ND	1.0		µg/L	11/9/2022	EPA 8260

ALPHA ANALYTICAL INC.

Alpha Analytical, Inc.
255 Glendale Ave, #21
Sparks, Nevada 89431
TEL: (775) 355-1044 FAX: (775) 355-0406
Website: www.alpha-analytical.com

Analytical Report

WO#: **CHH2211066**
Report Date: **11/14/2022**

CLIENT: CH2M Hill
Collection Date: 11/2/2022 7:00:00 AM
Project: DFSP Norwalk
Lab ID: 2211066-22
Matrix: AQUEOUS
Client Sample ID: TB-3

Analyses	Result	RL	Qual	Units	Date Analyzed	Method
Xylenes, Total	ND	0.50		µg/L	11/9/2022	EPA 8260
Styrene	ND	1.0		µg/L	11/9/2022	EPA 8260
o-Xylene	ND	0.50		µg/L	11/9/2022	EPA 8260
1,1,2,2-Tetrachloroethane	ND	1.0		µg/L	11/9/2022	EPA 8260
1,2,3-Trichloropropane	ND	2.0		µg/L	11/9/2022	EPA 8260
Isopropylbenzene	ND	1.0		µg/L	11/9/2022	EPA 8260
Bromobenzene	ND	1.0		µg/L	11/9/2022	EPA 8260
n-Propylbenzene	ND	1.0		µg/L	11/9/2022	EPA 8260
4-Chlorotoluene	ND	1.0		µg/L	11/9/2022	EPA 8260
2-Chlorotoluene	ND	1.0		µg/L	11/9/2022	EPA 8260
1,3,5-Trimethylbenzene	ND	1.0		µg/L	11/9/2022	EPA 8260
tert-Butylbenzene	ND	1.0		µg/L	11/9/2022	EPA 8260
1,2,4-Trimethylbenzene	ND	1.0		µg/L	11/9/2022	EPA 8260
sec-Butylbenzene	ND	1.0		µg/L	11/9/2022	EPA 8260
1,3-Dichlorobenzene	ND	1.0		µg/L	11/9/2022	EPA 8260
1,4-Dichlorobenzene	ND	1.0		µg/L	11/9/2022	EPA 8260
4-Isopropyltoluene	ND	1.0		µg/L	11/9/2022	EPA 8260
1,2-Dichlorobenzene	ND	1.0		µg/L	11/9/2022	EPA 8260
n-Butylbenzene	ND	1.0		µg/L	11/9/2022	EPA 8260
1,2-Dibromo-3-chloropropane (DBCP)	ND	5.0		µg/L	11/9/2022	EPA 8260
1,2,4-Trichlorobenzene	ND	2.0		µg/L	11/9/2022	EPA 8260
Naphthalene	ND	10		µg/L	11/9/2022	EPA 8260
1,2,3-Trichlorobenzene	ND	2.0		µg/L	11/9/2022	EPA 8260
Surr: 1,2-Dichloroethane-d4	108	70-130		%Rec	11/9/2022	EPA 8260
Surr: Toluene-d8	106	70-130		%Rec	11/9/2022	EPA 8260
Surr: 4-Bromofluorobenzene	108	70-130		%Rec	11/9/2022	EPA 8260

ALPHA ANALYTICAL INC.

Alpha Analytical, Inc.
255 Glendale Ave, #21
Sparks, Nevada 89431
TEL: (775) 355-1044 FAX: (775) 355-0406
Website: www.alpha-analytical.com

QC SUMMARY REPORT

WO#: **2211066**

14-Nov-22

Client: CH2M Hill
Project: DFSP Norwalk **TestCode:** **TPH/E_W**

Sample ID: **MB-17353** SampType: **MBLK** TestCode: **TPH/E_W** Units: **mg/L**
Client ID: **PBW** Batch ID: **17353** TestNo: **SW8015** **SW8015**
Prep Date: **11/8/2022** RunNo: **16027** SeqNo: **465962**
Analysis Date: **11/8/2022**

Analyte	Result	PQL	SPK Value	SPK Ref Val	%REC	LowLimit	HighLimit	RPD Ref Val	%RPD	RPDLimit	Qual
TPH-E (DRO)	ND	0.05									
Surr: Nonane	0.16		0.15		103	63	125				

Sample ID: **LCS-17353** SampType: **LCS** TestCode: **TPH/E_W** Units: **mg/L**
Client ID: **LCSW** Batch ID: **17353** TestNo: **SW8015** **SW8015**
Prep Date: **11/8/2022** RunNo: **16027** SeqNo: **465963**
Analysis Date: **11/8/2022**

Analyte	Result	PQL	SPK Value	SPK Ref Val	%REC	LowLimit	HighLimit	RPD Ref Val	%RPD	RPDLimit	Qual
TPH-E (DRO)	2.87	0.05	2.5	0	115	89.6	123				
Surr: Nonane	0.154		0.15		103	60	129				

Sample ID: **2211066-10AMSD** SampType: **MSD** TestCode: **TPH/E_W** Units: **mg/L**
Client ID: **EB-4MSD** Batch ID: **17353** TestNo: **SW8015** **SW8015**
Prep Date: **11/8/2022** RunNo: **16027** SeqNo: **465975**
Analysis Date: **11/8/2022**

Analyte	Result	PQL	SPK Value	SPK Ref Val	%REC	LowLimit	HighLimit	RPD Ref Val	%RPD	RPDLimit	Qual
TPH-E (DRO)	2.87	0.1	2.5	0	115	79	140	2.89	0.73	8	
Surr: Nonane	0.296		0.3		98.7	68.8	128	0.304	0	0	

Sample ID: **2211066-10AMS** SampType: **MS** TestCode: **TPH/E_W** Units: **mg/L**
Client ID: **EB-4MS** Batch ID: **17353** TestNo: **SW8015** **SW8015**
Prep Date: **11/8/2022** RunNo: **16027** SeqNo: **465974**
Analysis Date: **11/8/2022**

Analyte	Result	PQL	SPK Value	SPK Ref Val	%REC	LowLimit	HighLimit	RPD Ref Val	%RPD	RPDLimit	Qual
TPH-E (DRO)	2.89	0.1	2.5	0	116	79	140				
Surr: Nonane	0.304		0.3		101	68.8	128				

Qualifiers:

B	Analyte detected in the associated Method Blank
ND	Not Detected at the Reporting Limit
R	RPD outside accepted recovery limits
S	Spike Recovery outside accepted recovery limits

ALPHA ANALYTICAL INC.

Alpha Analytical, Inc.
255 Glendale Ave, #21
Sparks, Nevada 89431
TEL: (775) 355-1044 FAX: (775) 355-0406
Website: www.alpha-analytical.com

QC SUMMARY REPORT

WO#: **2211066**

14-Nov-22

Client: CH2M Hill
Project: DFSP Norwalk **TestCode:** **TPH/P_W**

Sample ID: **MB-17346** SampType: **MBLK** TestCode: **TPH/P_W** Units: **mg/L**
Client ID: **PBW** Batch ID: **A17346B** TestNo: **SW8015**
Prep Date: **11/8/2022** RunNo: **16025** SeqNo: **465809**
Analysis Date: **11/8/2022**

Analyte	Result	PQL	SPK Value	SPK Ref Val	%REC	LowLimit	HighLimit	RPD Ref Val	%RPD	RPDLimit	Qual
TPH-P (GRO)	ND	0.05									
Surr: 1,2-Dichloroethane-d4	0.011		0.01		108	69.51	130.49				
Surr: Toluene-d8	0.01		0.01		102	69.51	130.49				
Surr: 4-Bromofluorobenzene	0.01		0.01		103	69.51	130.49				

Sample ID: **GLCS-17346** SampType: **GLCS** TestCode: **TPH/P_W** Units: **mg/L**
Client ID: **BatchQC** Batch ID: **A17346B** TestNo: **SW8015**
Prep Date: **11/8/2022** RunNo: **16025** SeqNo: **465808**
Analysis Date: **11/8/2022**

Analyte	Result	PQL	SPK Value	SPK Ref Val	%REC	LowLimit	HighLimit	RPD Ref Val	%RPD	RPDLimit	Qual
TPH-P (GRO)	0.405	0.05	0.4	0	101	73.9	126				
Surr: 1,2-Dichloroethane-d4	0.00999		0.01		99.9	69.51	130.49				
Surr: Toluene-d8	0.00915		0.01		91.5	69.51	130.49				
Surr: 4-Bromofluorobenzene	0.0118		0.01		118	69.51	130.49				

Sample ID: **2211066-10AGSD** SampType: **GSD** TestCode: **TPH/P_W** Units: **mg/L**
Client ID: **EB-4** Batch ID: **A17346B** TestNo: **SW8015**
Prep Date: **11/8/2022** RunNo: **16025** SeqNo: **465830**
Analysis Date: **11/8/2022**

Analyte	Result	PQL	SPK Value	SPK Ref Val	%REC	LowLimit	HighLimit	RPD Ref Val	%RPD	RPDLimit	Qual
TPH-P (GRO)	1.74	0.25	2	0	86.8	60	125	1.74	0.22	28	
Surr: 1,2-Dichloroethane-d4	0.0525		0.05		105	69.51	130.49	0.0544	0	0	
Surr: Toluene-d8	0.0458		0.05		91.5	69.51	130.49	0.0448	0	0	
Surr: 4-Bromofluorobenzene	0.0596		0.05		119	69.51	130.49	0.057	0	0	

Sample ID: **2211066-10AGS** SampType: **GS** TestCode: **TPH/P_W** Units: **mg/L**
Client ID: **EB-4** Batch ID: **A17346B** TestNo: **SW8015**
Prep Date: **11/8/2022** RunNo: **16025** SeqNo: **465829**
Analysis Date: **11/8/2022**

Analyte	Result	PQL	SPK Value	SPK Ref Val	%REC	LowLimit	HighLimit	RPD Ref Val	%RPD	RPDLimit	Qual
TPH-P (GRO)	1.74	0.25	2	0	87.0	60	125				
Surr: 1,2-Dichloroethane-d4	0.0544		0.05		109	69.51	130.49				
Surr: Toluene-d8	0.0448		0.05		89.6	69.51	130.49				
Surr: 4-Bromofluorobenzene	0.057		0.05		114	69.51	130.49				

Qualifiers:

B	Analyte detected in the associated Method Blank
ND	Not Detected at the Reporting Limit
R	RPD outside accepted recovery limits
S	Spike Recovery outside accepted recovery limits

ALPHA ANALYTICAL INC.

Alpha Analytical, Inc.
255 Glendale Ave, #21
Sparks, Nevada 89431
TEL: (775) 355-1044 FAX: (775) 355-0406
Website: www.alpha-analytical.com

QC SUMMARY REPORT

WO#: **2211066**

14-Nov-22

Client: CH2M Hill
Project: DFSP Norwalk **TestCode:** **TPH/P_W**

Sample ID: **2211066-10AGS** SampType: **GS** TestCode: **TPH/P_W** Units: **mg/L**
Client ID: **EB-4** Batch ID: **A17346B** TestNo: **SW8015**
Prep Date: **11/8/2022** RunNo: **16025** SeqNo: **465829**
Analysis Date: **11/8/2022**

Analyte	Result	PQL	SPK Value	SPK Ref Val	%REC	LowLimit	HighLimit	RPD Ref Val	%RPD	RPDLimit	Qual

Sample ID: **MB-17360** SampType: **MBLK** TestCode: **TPH/P_W** Units: **mg/L**
Client ID: **PBW** Batch ID: **A17360B** TestNo: **SW8015**
Prep Date: **11/9/2022** RunNo: **16051** SeqNo: **466557**
Analysis Date: **11/9/2022**

Analyte	Result	PQL	SPK Value	SPK Ref Val	%REC	LowLimit	HighLimit	RPD Ref Val	%RPD	RPDLimit	Qual
TPH-P (GRO)	ND	0.05									
Surr: 1,2-Dichloroethane-d4	0.011		0.01		113	69.51	130.49				
Surr: Toluene-d8	0.01		0.01		104	69.51	130.49				
Surr: 4-Bromofluorobenzene	0.011		0.01		108	69.51	130.49				

Sample ID: **GLCS-17360** SampType: **GLCS** TestCode: **TPH/P_W** Units: **mg/L**
Client ID: **BatchQC** Batch ID: **A17360B** TestNo: **SW8015**
Prep Date: **11/9/2022** RunNo: **16051** SeqNo: **466556**
Analysis Date: **11/9/2022**

Analyte	Result	PQL	SPK Value	SPK Ref Val	%REC	LowLimit	HighLimit	RPD Ref Val	%RPD	RPDLimit	Qual
TPH-P (GRO)	0.438	0.05	0.4	0	109	73.9	126				
Surr: 1,2-Dichloroethane-d4	0.0103		0.01		104	69.51	130.49				
Surr: Toluene-d8	0.0092		0.01		92.0	69.51	130.49				
Surr: 4-Bromofluorobenzene	0.0119		0.01		119	69.51	130.49				

Sample ID: **2211066-21AGSD** SampType: **GSD** TestCode: **TPH/P_W** Units: **mg/L**
Client ID: **GMW-O-1** Batch ID: **A17360B** TestNo: **SW8015**
Prep Date: **11/9/2022** RunNo: **16051** SeqNo: **466559**
Analysis Date: **11/9/2022**

Analyte	Result	PQL	SPK Value	SPK Ref Val	%REC	LowLimit	HighLimit	RPD Ref Val	%RPD	RPDLimit	Qual
TPH-P (GRO)	2.11	0.25	2	0	106	60	125	1.57	29	28	R
Surr: 1,2-Dichloroethane-d4	0.0531		0.05		106	69.51	130.49	0.0542	0	0	
Surr: Toluene-d8	0.0449		0.05		89.8	69.51	130.49	0.0448	0	0	
Surr: 4-Bromofluorobenzene	0.0593		0.05		119	69.51	130.49	0.0592	0	0	

Qualifiers:

B	Analyte detected in the associated Method Blank
ND	Not Detected at the Reporting Limit
R	RPD outside accepted recovery limits
S	Spike Recovery outside accepted recovery limits

ALPHA ANALYTICAL INC.

Alpha Analytical, Inc.
255 Glendale Ave, #21
Sparks, Nevada 89431
TEL: (775) 355-1044 FAX: (775) 355-0406
Website: www.alpha-analytical.com

QC SUMMARY REPORT

WO#: **2211066**

14-Nov-22

Client: CH2M Hill
Project: DFSP Norwalk **TestCode:** **TPH/P_W**

Sample ID: **2211066-21AGS** SampType: **GS** TestCode: **TPH/P_W** Units: **mg/L**
Client ID: **GMW-O-1** Batch ID: **A17360B** TestNo: **SW8015**
Prep Date: **11/9/2022** RunNo: **16051** SeqNo: **466558**
Analysis Date: **11/9/2022**

Analyte	Result	PQL	SPK Value	SPK Ref Val	%REC	LowLimit	HighLimit	RPD Ref Val	%RPD	RPDLimit	Qual
TPH-P (GRO)	1.57	0.25	2	0	78.6	60	125				
Surr: 1,2-Dichloroethane-d4	0.0542		0.05		108	69.51	130.49				
Surr: Toluene-d8	0.0448		0.05		89.6	69.51	130.49				
Surr: 4-Bromofluorobenzene	0.0592		0.05		118	69.51	130.49				

Qualifiers:

B	Analyte detected in the associated Method Blank
ND	Not Detected at the Reporting Limit
R	RPD outside accepted recovery limits
S	Spike Recovery outside accepted recovery limits

ALPHA ANALYTICAL INC.

Alpha Analytical, Inc.
255 Glendale Ave, #21
Sparks, Nevada 89431
TEL: (775) 355-1044 FAX: (775) 355-0406
Website: www.alpha-analytical.com

QC SUMMARY REPORT

WO#: **2211066**

14-Nov-22

Client: CH2M Hill
Project: DFSP Norwalk **TestCode:** **VOC_W**

Sample ID: **MB-17346** SampType: **MBLK** TestCode: **VOC_W** Units: **µg/L**
Client ID: **PBW** Batch ID: **A17346** TestNo: **SW8260C**
Prep Date: **11/8/2022** RunNo: **16025** SeqNo: **465806**
Analysis Date: **11/8/2022**

Analyte	Result	PQL	SPK Value	SPK Ref Val	%REC	LowLimit	HighLimit	RPD Ref Val	%RPD	RPDLimit	Qual
Dichlorodifluoromethane	ND	1									
Chloromethane	ND	2									
Vinyl chloride	ND	1									
Chloroethane	ND	1									
Bromomethane	ND	2									
Trichlorofluoromethane	ND	1									
Acetone	ND	10									
1,1-Dichloroethene	ND	1									
Tertiary Butyl Alcohol (TBA)	ND	10									
Dichloromethane	ND	2									
Freon-113	ND	1									
Carbon disulfide	ND	2.5									
trans-1,2-Dichloroethene	ND	1									
Methyl tert-butyl ether (MTBE)	ND	0.5									
1,1-Dichloroethane	ND	1									
Vinyl acetate	ND	50									
2-Butanone (MEK)	ND	10									
Di-isopropyl Ether (DIPE)	ND	1									
cis-1,2-Dichloroethene	ND	1									
Bromochloromethane	ND	1									
Chloroform	ND	1									
Ethyl Tertiary Butyl Ether (ETBE)	ND	1									
2,2-Dichloropropane	ND	1									
1,2-Dichloroethane	ND	1									
1,1,1-Trichloroethane	ND	1									
1,1-Dichloropropene	ND	1									
Carbon tetrachloride	ND	1									
Benzene	ND	0.5									
Tertiary Amyl Methyl Ether (TAME)	ND	1									
Dibromomethane	ND	1									
1,2-Dichloropropane	ND	1									
Trichloroethene	ND	1									
Bromodichloromethane	ND	1									
4-Methyl-2-pentanone (MIBK)	ND	2.5									
cis-1,3-Dichloropropene	ND	1									
trans-1,3-Dichloropropene	ND	1									
1,1,2-Trichloroethane	ND	1									
Toluene	ND	0.5									
1,3-Dichloropropane	ND	1									
2-Hexanone	ND	5									

Qualifiers:

B	Analyte detected in the associated Method Blank
ND	Not Detected at the Reporting Limit
R	RPD outside accepted recovery limits
S	Spike Recovery outside accepted recovery limits

ALPHA ANALYTICAL INC.

Alpha Analytical, Inc.
255 Glendale Ave, #21
Sparks, Nevada 89431
TEL: (775) 355-1044 FAX: (775) 355-0406
Website: www.alpha-analytical.com

QC SUMMARY REPORT

WO#: **2211066**

14-Nov-22

Client: CH2M Hill
Project: DFSP Norwalk **TestCode:** **VOC_W**

Sample ID: **MB-17346** SampType: **MBLK** TestCode: **VOC_W** Units: **µg/L**
Client ID: **PBW** Batch ID: **A17346** TestNo: **SW8260C**
Prep Date: **11/8/2022** RunNo: **16025** SeqNo: **465806**
Analysis Date: **11/8/2022**

Analyte	Result	PQL	SPK Value	SPK Ref Val	%REC	LowLimit	HighLimit	RPD Ref Val	%RPD	RPDLimit	Qual
Dibromochloromethane	ND	1									
1,2-Dibromoethane (EDB)	ND	2									
Tetrachloroethene	ND	1									
1,1,1,2-Tetrachloroethane	ND	1									
Chlorobenzene	ND	1									
Ethylbenzene	ND	0.5									
m,p-Xylene	ND	0.5									
Bromoform	ND	1									
Xylenes, Total	ND	0.5									
Styrene	ND	1									
o-Xylene	ND	0.5									
1,1,2,2-Tetrachloroethane	ND	1									
1,2,3-Trichloropropane	ND	2									
Isopropylbenzene	ND	1									
Bromobenzene	ND	1									
n-Propylbenzene	ND	1									
4-Chlorotoluene	ND	1									
2-Chlorotoluene	ND	1									
1,3,5-Trimethylbenzene	ND	1									
tert-Butylbenzene	ND	1									
1,2,4-Trimethylbenzene	ND	1									
sec-Butylbenzene	ND	1									
1,3-Dichlorobenzene	ND	1									
1,4-Dichlorobenzene	ND	1									
4-Isopropyltoluene	ND	1									
1,2-Dichlorobenzene	ND	1									
n-Butylbenzene	ND	1									
1,2-Dibromo-3-chloropropane (DBCP)	ND	3									
1,2,4-Trichlorobenzene	ND	2									
Naphthalene	ND	2									
1,2,3-Trichlorobenzene	ND	2									
Surr: 1,2-Dichloroethane-d4	11		10		108	69.51	130.49				
Surr: Toluene-d8	10		10		102	69.51	130.49				
Surr: 4-Bromofluorobenzene	10		10		103	69.51	130.49				

Qualifiers:

B	Analyte detected in the associated Method Blank
ND	Not Detected at the Reporting Limit
R	RPD outside accepted recovery limits
S	Spike Recovery outside accepted recovery limits

ALPHA ANALYTICAL INC.

Alpha Analytical, Inc.
255 Glendale Ave, #21
Sparks, Nevada 89431
TEL: (775) 355-1044 FAX: (775) 355-0406
Website: www.alpha-analytical.com

QC SUMMARY REPORT

WO#: **2211066**

14-Nov-22

Client: CH2M Hill
Project: DFSP Norwalk **TestCode:** **VOC_W**

Sample ID: **LCS-17346** SampType: **LCS** TestCode: **VOC_W** Units: **µg/L**
Client ID: **LCSW** Batch ID: **A17346** TestNo: **SW8260C**
Prep Date: **11/8/2022** RunNo: **16025** SeqNo: **465805**
Analysis Date: **11/8/2022**

Analyte	Result	PQL	SPK Value	SPK Ref Val	%REC	LowLimit	HighLimit	RPD Ref Val	%RPD	RPDLimit	Qual
Dichlorodifluoromethane	9.74	1	10	0	97.4	16.9	124				
Chloromethane	8.79	2	10	0	87.9	25.9	136				
Vinyl chloride	9.25	1	10	0	92.5	47.8	132				
Chloroethane	10.3	1	10	0	103	62.3	169				
Bromomethane	4.5	2	10	0	45.0	33.8	135				
Trichlorofluoromethane	9.71	1	10	0	97.1	16.8	155				
Acetone	231	10	200	0	115	72	124				
1,1-Dichloroethene	9.17	1	10	0	91.7	65.2	129				
Tertiary Butyl Alcohol (TBA)	74.3	10	100	0	74.3	52.9	128.4				
Dichloromethane	8.59	2	10	0	85.9	65.2	129				
Freon-113	9.98	1	10	0	99.8	52.4	143				
trans-1,2-Dichloroethene	8.93	1	10	0	89.3	66.7	132				
Methyl tert-butyl ether (MTBE)	7.8	0.5	10	0	78.0	52.9	125				
1,1-Dichloroethane	11	1	10	0	110	66.6	129				
2-Butanone (MEK)	211	10	200	0	105	63.7	120.4				
Di-isopropyl Ether (DIPE)	9.68	1	10	0	96.8	63.6	131				
cis-1,2-Dichloroethene	10.5	1	10	0	105	59.2	131				
Bromochloromethane	9.51	1	10	0	95.1	65.9	121				
Chloroform	10.8	1	10	0	108	56.5	149				
Ethyl Tertiary Butyl Ether (ETBE)	10.7	1	10	0	106	44.6	136				
2,2-Dichloropropane	11.5	1	10	0	115	58.2	146				
1,2-Dichloroethane	10.3	1	10	0	103	73.4	120.4				
1,1,1-Trichloroethane	11.3	1	10	0	113	52.7	144				
1,1-Dichloropropene	12	1	10	0	120	85.6	131				
Carbon tetrachloride	10.9	1	10	0	109	30.9	175				
Benzene	10.8	0.5	10	0	108	79.5	120.4				
Tertiary Amyl Methyl Ether (TAME)	10.7	1	10	0	107	52.4	141				
Dibromomethane	10.6	1	10	0	106	78.5	120.4				
1,2-Dichloropropane	12.7	1	10	0	127	79.5	126				S
Trichloroethene	9.52	1	10	0	95.2	69	120.4				
Bromodichloromethane	9.66	1	10	0	96.6	73.9	122				
4-Methyl-2-pentanone (MIBK)	26.6	2.5	25	0	106	66.4	122				
cis-1,3-Dichloropropene	10.9	1	10	0	109	78.7	120.4				
trans-1,3-Dichloropropene	10.4	1	10	0	104	70.2	120.4				
1,1,2-Trichloroethane	10.8	1	10	0	108	76.2	120.4				
Toluene	9.64	0.5	10	0	96.4	79.7	126				
1,3-Dichloropropane	9.88	1	10	0	98.8	71.7	131				
2-Hexanone	110	5	100	0	110	52.9	152				
Dibromochloromethane	8.51	1	10	0	85.1	79.5	120.4				
1,2-Dibromoethane (EDB)	17.9	2	20	0	89.6	76.4	120.4				

Qualifiers:

B	Analyte detected in the associated Method Blank
ND	Not Detected at the Reporting Limit
R	RPD outside accepted recovery limits
S	Spike Recovery outside accepted recovery limits

ALPHA ANALYTICAL INC.

Alpha Analytical, Inc.
255 Glendale Ave, #21
Sparks, Nevada 89431
TEL: (775) 355-1044 FAX: (775) 355-0406
Website: www.alpha-analytical.com

QC SUMMARY REPORT

WO#: **2211066**

14-Nov-22

Client: CH2M Hill
Project: DFSP Norwalk **TestCode:** **VOC_W**

Sample ID: **LCS-17346** SampType: **LCS** TestCode: **VOC_W** Units: **µg/L**
Client ID: **LCSW** Batch ID: **A17346** TestNo: **SW8260C**
Prep Date: **11/8/2022** RunNo: **16025** SeqNo: **465805**
Analysis Date: **11/8/2022**

Analyte	Result	PQL	SPK Value	SPK Ref Val	%REC	LowLimit	HighLimit	RPD Ref Val	%RPD	RPDLimit	Qual
Tetrachloroethene	8.99	1	10	0	89.9	64	123				
1,1,1,2-Tetrachloroethane	8.73	1	10	0	87.3	77.9	120.4				
Chlorobenzene	9.52	1	10	0	95.2	70.9	120.4				
Ethylbenzene	10.6	0.5	10	0	106	77.5	120.4				
m,p-Xylene	9.82	0.5	10	0	98.2	74.8	120.4				
Bromoform	8.24	1	10	0	82.4	51.3	120.4				
Xylenes, Total	19.5	0.5	20	0	97.3	77.6	120.4				
Styrene	9.26	1	10	0	92.6	71.9	120.4				
o-Xylene	9.64	0.5	10	0	96.4	79.1	120.4				
1,1,2,2-Tetrachloroethane	10.8	1	10	0	108	55.6	138				
1,2,3-Trichloropropane	16.5	2	20	0	82.6	73.4	120.4				
Isopropylbenzene	12.6	1	10	0	126	78.7	148				
Bromobenzene	10.6	1	10	0	106	79.5	121				
n-Propylbenzene	11.9	1	10	0	119	82.5	134				
4-Chlorotoluene	11.3	1	10	0	113	79.5	135				
2-Chlorotoluene	12	1	10	0	120	79.5	131				
1,3,5-Trimethylbenzene	12.1	1	10	0	121	79.5	135				
tert-Butylbenzene	12.1	1	10	0	120	79.5	139				
1,2,4-Trimethylbenzene	11.8	1	10	0	118	79.5	138				
sec-Butylbenzene	11.6	1	10	0	116	79.5	132				
1,3-Dichlorobenzene	10.8	1	10	0	108	79.5	125				
1,4-Dichlorobenzene	10.4	1	10	0	104	79.5	123				
4-Isopropyltoluene	11.4	1	10	0	114	79.5	130				
1,2-Dichlorobenzene	9.73	1	10	0	97.3	79.5	121				
n-Butylbenzene	12.1	1	10	0	121	79.5	136				
1,2-Dibromo-3-chloropropane (DBCP)	55.6	3	50	0	111	72.1	136				
1,2,4-Trichlorobenzene	8.13	2	10	0	81.3	73.3	126				
Naphthalene	7.17	2	10	0	71.7	47.2	142				
1,2,3-Trichlorobenzene	8.05	2	10	0	80.5	67.4	130				
Surr: 1,2-Dichloroethane-d4	10.9		10		109	69.51	130.5				
Surr: Toluene-d8	8.83		10		88.3	69.51	130.5				
Surr: 4-Bromofluorobenzene	10.9		10		110	69.51	130.5				

Sample ID: **2211066-10AMSD** SampType: **MSD** TestCode: **VOC_W** Units: **µg/L**
Client ID: **EB-4MSD** Batch ID: **A17346** TestNo: **SW8260C**
Prep Date: **11/9/2022** RunNo: **16025** SeqNo: **466220**
Analysis Date: **11/9/2022**

Analyte	Result	PQL	SPK Value	SPK Ref Val	%REC	LowLimit	HighLimit	RPD Ref Val	%RPD	RPDLimit	Qual

Qualifiers:

B	Analyte detected in the associated Method Blank
ND	Not Detected at the Reporting Limit
R	RPD outside accepted recovery limits
S	Spike Recovery outside accepted recovery limits

ALPHA ANALYTICAL INC.

Alpha Analytical, Inc.
255 Glendale Ave, #21
Sparks, Nevada 89431
TEL: (775) 355-1044 FAX: (775) 355-0406
Website: www.alpha-analytical.com

QC SUMMARY REPORT

WO#: **2211066**

14-Nov-22

Client: CH2M Hill
Project: DFSP Norwalk **TestCode:** **VOC_W**

Sample ID: **2211066-10AMSD** SampType: **MSD** TestCode: **VOC_W** Units: **µg/L**
Client ID: **EB-4MSD** Batch ID: **A17346** TestNo: **SW8260C**
Prep Date: **11/9/2022** RunNo: **16025** SeqNo: **466220**
Analysis Date: **11/9/2022**

Analyte	Result	PQL	SPK Value	SPK Ref Val	%REC	LowLimit	HighLimit	RPD Ref Val	%RPD	RPDLimit	Qual
Dichlorodifluoromethane	48.8	5	50	0	97.7	5.1	155	34	36	38	
Chloromethane	50.9	10	50	0	102	37.7	121	51.5	1.2	22.5	
Vinyl chloride	50.6	5	50	0	101	60.4	140	51.1	1	23.9	
Chloroethane	57.8	5	50	0	116	43.1	206	62.9	8.4	22.9	
Bromomethane	33.7	10	50	0	67.3	12.6	168	34.3	1.8	48	
Trichlorofluoromethane	56.1	5	50	0	112	58.6	163	50.6	10	33.3	
Acetone	917	50	1000	0	91.7	37.3	152	972	5.9	50	
1,1-Dichloroethene	50.6	5	50	0	101	69.8	158	50.8	0.37	21.7	
Tertiary Butyl Alcohol (TBA)	378	50	500	0	75.7	60.4	158	377	0.34	26.8	
Dichloromethane	44.6	10	50	0	89.2	71.7	132	48.1	7.6	20	
Freon-113	55.2	5	50	0	110	52.1	166	37.4	38	25.9	R
trans-1,2-Dichloroethene	44.4	5	50	0	88.8	72	136	45.9	3.3	19.2	
Methyl tert-butyl ether (MTBE)	40.8	2.5	50	0	81.5	54.8	155	42	3	21.4	
1,1-Dichloroethane	57.5	5	50	0	115	76.9	140	60.2	4.5	18	
2-Butanone (MEK)	945	50	1000	0	94.5	73.7	142	1010	6.2	20.9	
Di-isopropyl Ether (DIPE)	51.2	5	50	0	102	74.8	136	51.9	1.3	18.2	
cis-1,2-Dichloroethene	51.4	5	50	0	103	73.9	133	54.3	5.5	20.1	
Bromochloromethane	47.1	5	50	0	94.1	75.8	132	50.6	7.3	23.5	
Chloroform	57.8	5	50	0	116	74.3	130	61.5	6.2	18	
Ethyl Tertiary Butyl Ether (ETBE)	55.8	5	50	0	112	74.8	138	57.3	2.7	20.3	
2,2-Dichloropropane	62	5	50	0	124	53.9	146	55.4	11	52.3	
1,2-Dichloroethane	57.8	5	50	0	116	72.6	144	61.7	6.5	17.1	
1,1,1-Trichloroethane	62	5	50	0	124	70.2	138	63.9	3.1	22.2	
1,1-Dichloropropene	62.6	5	50	0	125	69.7	146	62.5	0.22	29.6	
Carbon tetrachloride	58.8	5	50	0	118	58.2	141	59.6	1.5	31.9	
Benzene	55.3	2.5	50	0	111	67.8	140	59.1	6.7	18.1	
Tertiary Amyl Methyl Ether (TAME)	57.9	5	50	0	116	72.3	144	61	5.3	20.6	
Dibromomethane	54.4	5	50	0	109	75.2	144	58.2	6.7	19.5	
1,2-Dichloropropane	64.3	5	50	0	129	75.3	144	68.8	6.7	19.7	
Trichloroethene	47.7	5	50	0	95.3	65.7	131	50.6	6	25.3	
Bromodichloromethane	51.4	5	50	0	103	70.2	141	55.8	8.1	20.5	
4-Methyl-2-pentanone (MIBK)	132	12.5	125	0	106	57.9	143	141	6.6	21.3	
cis-1,3-Dichloropropene	41.1	5	50	0	82.2	56.9	132	42.2	2.6	25.8	
trans-1,3-Dichloropropene	53.5	5	50	0	107	72	131	55.3	3.3	26.4	
1,1,2-Trichloroethane	55.5	5	50	0	111	74	130	60.3	8.3	21.9	
Toluene	46	2.5	50	0.31	91.4	67.2	131	50.3	8.9	18.3	
1,3-Dichloropropane	47.6	5	50	0	95.3	74.2	124	51.3	7.4	21.7	
2-Hexanone	506	25	500	0	101	66.7	135	545	7.6	20.9	
Dibromochloromethane	41.3	5	50	0	82.6	71.5	134	46	11	24.1	
1,2-Dibromoethane (EDB)	83.8	10	100	0	83.8	74.7	129	91.6	9	23.1	

Qualifiers:

B	Analyte detected in the associated Method Blank
ND	Not Detected at the Reporting Limit
R	RPD outside accepted recovery limits
S	Spike Recovery outside accepted recovery limits

ALPHA ANALYTICAL INC.

Alpha Analytical, Inc.
255 Glendale Ave, #21
Sparks, Nevada 89431
TEL: (775) 355-1044 FAX: (775) 355-0406
Website: www.alpha-analytical.com

QC SUMMARY REPORT

WO#: **2211066**

14-Nov-22

Client: CH2M Hill
Project: DFSP Norwalk **TestCode:** **VOC_W**

Sample ID: **2211066-10AMSD** SampType: **MSD** TestCode: **VOC_W** Units: **µg/L**
Client ID: **EB-4MSD** Batch ID: **A17346** TestNo: **SW8260C**
Prep Date: **11/9/2022** RunNo: **16025** SeqNo: **466220**
Analysis Date: **11/9/2022**

Analyte	Result	PQL	SPK Value	SPK Ref Val	%REC	LowLimit	HighLimit	RPD Ref Val	%RPD	RPDLimit	Qual
Tetrachloroethene	43.2	5	50	0	86.4	45.9	138	43.6	0.81	30.9	
1,1,1,2-Tetrachloroethane	43.8	5	50	0	87.6	75.7	125	47.7	8.5	22.6	
Chlorobenzene	46.4	5	50	0	92.8	73.7	120	50.3	8	23.1	
Ethylbenzene	52.5	2.5	50	0	105	70.3	122	55.8	6.2	25.3	
m,p-Xylene	48.6	2.5	50	0	97.1	52.9	136	52	6.8	26.6	
Bromoform	41.8	5	50	0	83.7	61.5	141	45.3	7.9	25	
Xylenes, Total	96.8	2.5	100	0	96.8	61	131	104	7.3	25.6	
Styrene	46	5	50	0	92.1	74	130	49.2	6.6	26	
o-Xylene	48.2	2.5	50	0	96.4	67.3	129	52.1	7.8	25	
1,1,2,2-Tetrachloroethane	53.9	5	50	0	108	62.4	153	58.6	8.2	24.6	
1,2,3-Trichloropropane	85.6	10	100	0	85.6	37.4	171	93.3	8.6	50	
Isopropylbenzene	61.8	5	50	0	124	63	132	63.1	2.1	33.1	
Bromobenzene	52.5	5	50	0	105	65.1	120	55.6	5.8	23.6	
n-Propylbenzene	58.2	5	50	0	116	58.2	128	58.3	0.034	32.4	
4-Chlorotoluene	55.4	5	50	0	111	63.9	127	57.2	3.2	29.1	
2-Chlorotoluene	58.6	5	50	0	117	63.2	126	61	3.9	28.9	
1,3,5-Trimethylbenzene	61	5	50	0	122	63.8	138	61.3	0.41	31.9	
tert-Butylbenzene	60.3	5	50	0	120	59.7	128	60.8	0.84	36.2	
1,2,4-Trimethylbenzene	58.9	5	50	0	118	65.1	135	59.6	1.2	28.8	
sec-Butylbenzene	57.9	5	50	0	116	55.5	128	55.7	3.8	40.9	
1,3-Dichlorobenzene	52.9	5	50	0	106	64.5	122	53.7	1.5	28.6	
1,4-Dichlorobenzene	51.3	5	50	0	103	63.7	121	52.4	1.9	27.7	
4-Isopropyltoluene	56.7	5	50	0	113	58	135	53.7	5.4	40.4	
1,2-Dichlorobenzene	48.6	5	50	0	97.2	66.7	122	50.7	4.1	24.5	
n-Butylbenzene	59.8	5	50	0	120	52.7	139	52.9	12	43.5	
1,2-Dibromo-3-chloropropane (DBCP)	267	15	250	0	107	59.1	143	289	8	24.9	
1,2,4-Trichlorobenzene	38.6	10	50	0	77.2	47.1	139	36.2	6.4	35	
Naphthalene	32.3	10	50	0	64.5	31.6	164	33.2	3	50	
1,2,3-Trichlorobenzene	37.3	10	50	0	74.6	17.7	171	37.2	0.27	57	
Surr: 1,2-Dichloroethane-d4	59.9		50		120	69.51	130.49	60.2	0	0	
Surr: Toluene-d8	39.8		50		79.5	69.51	130.49	40.6	0	0	
Surr: 4-Bromofluorobenzene	53.2		50		106	69.51	130.49	52.3	0	0	

Sample ID: **2211066-10AMS** SampType: **MS** TestCode: **VOC_W** Units: **µg/L**
Client ID: **EB-4MS** Batch ID: **A17346** TestNo: **SW8260C**
Prep Date: **11/8/2022** RunNo: **16025** SeqNo: **466221**
Analysis Date: **11/8/2022**

Analyte	Result	PQL	SPK Value	SPK Ref Val	%REC	LowLimit	HighLimit	RPD Ref Val	%RPD	RPDLimit	Qual

Qualifiers:

B	Analyte detected in the associated Method Blank
ND	Not Detected at the Reporting Limit
R	RPD outside accepted recovery limits
S	Spike Recovery outside accepted recovery limits

ALPHA ANALYTICAL INC.

Alpha Analytical, Inc.
255 Glendale Ave, #21
Sparks, Nevada 89431
TEL: (775) 355-1044 FAX: (775) 355-0406
Website: www.alpha-analytical.com

QC SUMMARY REPORT

WO#: **2211066**

14-Nov-22

Client: CH2M Hill
Project: DFSP Norwalk **TestCode:** **VOC_W**

Sample ID: **2211066-10AMS** SampType: **MS** TestCode: **VOC_W** Units: **µg/L**
Client ID: **EB-4MS** Batch ID: **A17346** TestNo: **SW8260C**
Prep Date: **11/8/2022** RunNo: **16025** SeqNo: **466221**
Analysis Date: **11/8/2022**

Analyte	Result	PQL	SPK Value	SPK Ref Val	%REC	LowLimit	HighLimit	RPD Ref Val	%RPD	RPDLimit	Qual
Dichlorodifluoromethane	34	5	50	0	68.1	5.1	155				
Chloromethane	51.5	10	50	0	103	37.7	121				
Vinyl chloride	51.1	5	50	0	102	60.4	140				
Chloroethane	62.9	5	50	0	126	43.1	206				
Bromomethane	34.3	10	50	0	68.5	12.6	168				
Trichlorofluoromethane	50.6	5	50	0	101	58.6	163				
Acetone	972	50	1000	0	97.2	37.3	152				
1,1-Dichloroethene	50.8	5	50	0	102	69.8	158				
Tertiary Butyl Alcohol (TBA)	377	50	500	0	75.4	60.4	158				
Dichloromethane	48.1	10	50	0	96.3	71.7	132				
Freon-113	37.4	5	50	0	74.7	52.1	166				
trans-1,2-Dichloroethene	45.9	5	50	0	91.8	72	136				
Methyl tert-butyl ether (MTBE)	42	2.5	50	0	84.0	54.8	155				
1,1-Dichloroethane	60.2	5	50	0	120	76.9	140				
2-Butanone (MEK)	1010	50	1000	0	101	73.7	142				
Di-isopropyl Ether (DIPE)	51.9	5	50	0	104	74.8	136				
cis-1,2-Dichloroethene	54.3	5	50	0	109	73.9	133				
Bromochloromethane	50.6	5	50	0	101	75.8	132				
Chloroform	61.5	5	50	0	123	74.3	130				
Ethyl Tertiary Butyl Ether (ETBE)	57.3	5	50	0	115	74.8	138				
2,2-Dichloropropane	55.4	5	50	0	111	53.9	146				
1,2-Dichloroethane	61.7	5	50	0	123	72.6	144				
1,1,1-Trichloroethane	63.9	5	50	0	128	70.2	138				
1,1-Dichloropropene	62.5	5	50	0	125	69.7	146				
Carbon tetrachloride	59.6	5	50	0	119	58.2	141				
Benzene	59.1	2.5	50	0	118	67.8	140				
Tertiary Amyl Methyl Ether (TAME)	61	5	50	0	122	72.3	144				
Dibromomethane	58.2	5	50	0	116	75.2	144				
1,2-Dichloropropane	68.8	5	50	0	138	75.3	144				
Trichloroethene	50.6	5	50	0	101	65.7	131				
Bromodichloromethane	55.8	5	50	0	112	70.2	141				
4-Methyl-2-pentanone (MIBK)	141	12.5	125	0	113	57.9	143				
cis-1,3-Dichloropropene	42.2	5	50	0	84.4	56.9	132				
trans-1,3-Dichloropropene	55.3	5	50	0	111	72	131				
1,1,2-Trichloroethane	60.3	5	50	0	121	74	130				
Toluene	50.3	2.5	50	0.31	100	67.2	131				
1,3-Dichloropropane	51.3	5	50	0	103	74.2	124				
2-Hexanone	545	25	500	0	109	66.7	135				
Dibromochloromethane	46	5	50	0	92.0	71.5	134				
1,2-Dibromoethane (EDB)	91.6	10	100	0	91.6	74.7	129				

Qualifiers:

B	Analyte detected in the associated Method Blank
ND	Not Detected at the Reporting Limit
R	RPD outside accepted recovery limits
S	Spike Recovery outside accepted recovery limits

ALPHA ANALYTICAL INC.

Alpha Analytical, Inc.
255 Glendale Ave, #21
Sparks, Nevada 89431
TEL: (775) 355-1044 FAX: (775) 355-0406
Website: www.alpha-analytical.com

QC SUMMARY REPORT

WO#: **2211066**

14-Nov-22

Client: CH2M Hill
Project: DFSP Norwalk **TestCode:** **VOC_W**

Sample ID: **2211066-10AMS** SampType: **MS** TestCode: **VOC_W** Units: **µg/L**
Client ID: **EB-4MS** Batch ID: **A17346** TestNo: **SW8260C**
Prep Date: **11/8/2022** RunNo: **16025** SeqNo: **466221**
Analysis Date: **11/8/2022**

Analyte	Result	PQL	SPK Value	SPK Ref Val	%REC	LowLimit	HighLimit	RPD Ref Val	%RPD	RPDLimit	Qual
Tetrachloroethene	43.6	5	50	0	87.1	45.9	138				
1,1,1,2-Tetrachloroethane	47.7	5	50	0	95.4	75.7	125				
Chlorobenzene	50.3	5	50	0	101	73.7	120				
Ethylbenzene	55.8	2.5	50	0	112	70.3	122				
m,p-Xylene	52	2.5	50	0	104	52.9	136				
Bromoform	45.3	5	50	0	90.6	61.5	141				
Xylenes, Total	104	2.5	100	0	104	61	131				
Styrene	49.2	5	50	0	98.3	74	130				
o-Xylene	52.1	2.5	50	0	104	67.3	129				
1,1,2,2-Tetrachloroethane	58.6	5	50	0	117	62.4	153				
1,2,3-Trichloropropane	93.3	10	100	0	93.3	37.4	171				
Isopropylbenzene	63.1	5	50	0	126	63	132				
Bromobenzene	55.6	5	50	0	111	65.1	120				
n-Propylbenzene	58.3	5	50	0	117	58.2	128				
4-Chlorotoluene	57.2	5	50	0	114	63.9	127				
2-Chlorotoluene	61	5	50	0	122	63.2	126				
1,3,5-Trimethylbenzene	61.3	5	50	0	123	63.8	138				
tert-Butylbenzene	60.8	5	50	0	122	59.7	128				
1,2,4-Trimethylbenzene	59.6	5	50	0	119	65.1	135				
sec-Butylbenzene	55.7	5	50	0	111	55.5	128				
1,3-Dichlorobenzene	53.7	5	50	0	107	64.5	122				
1,4-Dichlorobenzene	52.4	5	50	0	105	63.7	121				
4-Isopropyltoluene	53.7	5	50	0	107	58	135				
1,2-Dichlorobenzene	50.7	5	50	0	101	66.7	122				
n-Butylbenzene	52.9	5	50	0	106	52.7	139				
1,2-Dibromo-3-chloropropane (DBCP)	289	15	250	0	116	59.1	143				
1,2,4-Trichlorobenzene	36.2	10	50	0	72.4	47.1	139				
Naphthalene	33.2	10	50	0	66.5	31.6	164				
1,2,3-Trichlorobenzene	37.2	10	50	0	74.4	17.7	171				
Surr: 1,2-Dichloroethane-d4	60.2		50		120	69.51	130.49				
Surr: Toluene-d8	40.6		50		81.1	69.51	130.49				
Surr: 4-Bromofluorobenzene	52.3		50		105	69.51	130.49				

Sample ID: **MB-17360** SampType: **MBLK** TestCode: **VOC_W** Units: **µg/L**
Client ID: **PBW** Batch ID: **A17360** TestNo: **SW8260C**
Prep Date: **11/9/2022** RunNo: **16051** SeqNo: **466554**
Analysis Date: **11/9/2022**

Analyte	Result	PQL	SPK Value	SPK Ref Val	%REC	LowLimit	HighLimit	RPD Ref Val	%RPD	RPDLimit	Qual

Qualifiers:

B	Analyte detected in the associated Method Blank
ND	Not Detected at the Reporting Limit
R	RPD outside accepted recovery limits
S	Spike Recovery outside accepted recovery limits

ALPHA ANALYTICAL INC.

Alpha Analytical, Inc.
255 Glendale Ave, #21
Sparks, Nevada 89431
TEL: (775) 355-1044 FAX: (775) 355-0406
Website: www.alpha-analytical.com

QC SUMMARY REPORT

WO#: **2211066**

14-Nov-22

Client: CH2M Hill
Project: DFSP Norwalk **TestCode:** **VOC_W**

Sample ID: **MB-17360** SampType: **MBLK** TestCode: **VOC_W** Units: **µg/L**
Client ID: **PBW** Batch ID: **A17360** TestNo: **SW8260C**
Prep Date: **11/9/2022** RunNo: **16051** SeqNo: **466554**
Analysis Date: **11/9/2022**

Analyte	Result	PQL	SPK Value	SPK Ref Val	%REC	LowLimit	HighLimit	RPD Ref Val	%RPD	RPDLimit	Qual
Dichlorodifluoromethane	ND	1									
Chloromethane	ND	2									
Vinyl chloride	ND	1									
Chloroethane	ND	1									
Bromomethane	ND	2									
Trichlorofluoromethane	ND	1									
Acetone	ND	10									
1,1-Dichloroethene	ND	1									
Tertiary Butyl Alcohol (TBA)	ND	10									
Dichloromethane	ND	2									
Freon-113	ND	1									
Carbon disulfide	ND	2.5									
trans-1,2-Dichloroethene	ND	1									
Methyl tert-butyl ether (MTBE)	ND	0.5									
1,1-Dichloroethane	ND	1									
Vinyl acetate	ND	50									
2-Butanone (MEK)	ND	10									
Di-isopropyl Ether (DIPE)	ND	1									
cis-1,2-Dichloroethene	ND	1									
Bromochloromethane	ND	1									
Chloroform	ND	1									
Ethyl Tertiary Butyl Ether (ETBE)	ND	1									
2,2-Dichloropropane	ND	1									
1,2-Dichloroethane	ND	1									
1,1,1-Trichloroethane	ND	1									
1,1-Dichloropropene	ND	1									
Carbon tetrachloride	ND	1									
Benzene	ND	0.5									
Tertiary Amyl Methyl Ether (TAME)	ND	1									
Dibromomethane	ND	1									
1,2-Dichloropropane	ND	1									
Trichloroethene	ND	1									
Bromodichloromethane	ND	1									
4-Methyl-2-pentanone (MIBK)	ND	2.5									
cis-1,3-Dichloropropene	ND	1									
trans-1,3-Dichloropropene	ND	1									
1,1,2-Trichloroethane	ND	1									
Toluene	ND	0.5									
1,3-Dichloropropane	ND	1									
2-Hexanone	ND	5									

Qualifiers:

B	Analyte detected in the associated Method Blank
ND	Not Detected at the Reporting Limit
R	RPD outside accepted recovery limits
S	Spike Recovery outside accepted recovery limits

ALPHA ANALYTICAL INC.

Alpha Analytical, Inc.
255 Glendale Ave, #21
Sparks, Nevada 89431
TEL: (775) 355-1044 FAX: (775) 355-0406
Website: www.alpha-analytical.com

QC SUMMARY REPORT

WO#: **2211066**

14-Nov-22

Client: CH2M Hill
Project: DFSP Norwalk **TestCode:** **VOC_W**

Sample ID: **MB-17360** SampType: **MBLK** TestCode: **VOC_W** Units: **µg/L**
Client ID: **PBW** Batch ID: **A17360** TestNo: **SW8260C**
Prep Date: **11/9/2022** RunNo: **16051** SeqNo: **466554**
Analysis Date: **11/9/2022**

Analyte	Result	PQL	SPK Value	SPK Ref Val	%REC	LowLimit	HighLimit	RPD Ref Val	%RPD	RPDLimit	Qual
Dibromochloromethane	ND	1									
1,2-Dibromoethane (EDB)	ND	2									
Tetrachloroethene	ND	1									
1,1,1,2-Tetrachloroethane	ND	1									
Chlorobenzene	ND	1									
Ethylbenzene	ND	0.5									
m,p-Xylene	ND	0.5									
Bromoform	ND	1									
Xylenes, Total	ND	0.5									
Styrene	ND	1									
o-Xylene	ND	0.5									
1,1,2,2-Tetrachloroethane	ND	1									
1,2,3-Trichloropropane	ND	2									
Isopropylbenzene	ND	1									
Bromobenzene	ND	1									
n-Propylbenzene	ND	1									
4-Chlorotoluene	ND	1									
2-Chlorotoluene	ND	1									
1,3,5-Trimethylbenzene	ND	1									
tert-Butylbenzene	ND	1									
1,2,4-Trimethylbenzene	ND	1									
sec-Butylbenzene	ND	1									
1,3-Dichlorobenzene	ND	1									
1,4-Dichlorobenzene	ND	1									
4-Isopropyltoluene	ND	1									
1,2-Dichlorobenzene	ND	1									
n-Butylbenzene	ND	1									
1,2-Dibromo-3-chloropropane (DBCP)	ND	3									
1,2,4-Trichlorobenzene	ND	2									
Naphthalene	ND	2									
1,2,3-Trichlorobenzene	ND	2									
Surr: 1,2-Dichloroethane-d4	11		10		113	69.51	130.49				
Surr: Toluene-d8	10		10		104	69.51	130.49				
Surr: 4-Bromofluorobenzene	11		10		108	69.51	130.49				

Qualifiers:

B	Analyte detected in the associated Method Blank
ND	Not Detected at the Reporting Limit
R	RPD outside accepted recovery limits
S	Spike Recovery outside accepted recovery limits

ALPHA ANALYTICAL INC.

Alpha Analytical, Inc.
255 Glendale Ave, #21
Sparks, Nevada 89431
TEL: (775) 355-1044 FAX: (775) 355-0406
Website: www.alpha-analytical.com

QC SUMMARY REPORT

WO#: **2211066**

14-Nov-22

Client: CH2M Hill
Project: DFSP Norwalk **TestCode:** **VOC_W**

Sample ID: **LCS-17360** SampType: **LCS** TestCode: **VOC_W** Units: **µg/L**
Client ID: **LCSW** Batch ID: **A17360** TestNo: **SW8260C**
Prep Date: **11/9/2022** RunNo: **16051** SeqNo: **466553**
Analysis Date: **11/9/2022**

Analyte	Result	PQL	SPK Value	SPK Ref Val	%REC	LowLimit	HighLimit	RPD Ref Val	%RPD	RPDLimit	Qual
Dichlorodifluoromethane	9.85	1	10	0	98.5	16.9	124				
Chloromethane	9.89	2	10	0	98.9	25.9	136				
Vinyl chloride	9.89	1	10	0	98.9	47.8	132				
Chloroethane	10.4	1	10	0	104	62.3	169				
Bromomethane	7.07	2	10	0	70.7	33.8	135				
Trichlorofluoromethane	10.8	1	10	0	108	16.8	155				
Acetone	254	10	200	0	127	72	124				S
1,1-Dichloroethene	9.88	1	10	0	98.8	65.2	129				
Tertiary Butyl Alcohol (TBA)	87.7	10	100	0	87.7	52.9	128.4				
Dichloromethane	9.06	2	10	0	90.6	65.2	129				
Freon-113	10.8	1	10	0	108	52.4	143				
trans-1,2-Dichloroethene	8.87	1	10	0	88.7	66.7	132				
Methyl tert-butyl ether (MTBE)	8.55	0.5	10	0	85.5	52.9	125				
1,1-Dichloroethane	11.6	1	10	0	116	66.6	129				
2-Butanone (MEK)	226	10	200	0	113	63.7	120.4				
Di-isopropyl Ether (DIPE)	10.7	1	10	0	107	63.6	131				
cis-1,2-Dichloroethene	10.6	1	10	0	106	59.2	131				
Bromochloromethane	9.77	1	10	0	97.7	65.9	121				
Chloroform	11.7	1	10	0	116	56.5	149				
Ethyl Tertiary Butyl Ether (ETBE)	11.6	1	10	0	116	44.6	136				
2,2-Dichloropropane	12.4	1	10	0	124	58.2	146				
1,2-Dichloroethane	11.8	1	10	0	118	73.4	120.4				
1,1,1-Trichloroethane	12.2	1	10	0	122	52.7	144				
1,1-Dichloropropene	12.5	1	10	0	125	85.6	131				
Carbon tetrachloride	11.6	1	10	0	116	30.9	175				
Benzene	11.1	0.5	10	0	111	79.5	120.4				
Tertiary Amyl Methyl Ether (TAME)	12	1	10	0	120	52.4	141				
Dibromomethane	11.4	1	10	0	114	78.5	120.4				
1,2-Dichloropropane	13.2	1	10	0	132	79.5	126				S
Trichloroethene	9.57	1	10	0	95.7	69	120.4				
Bromodichloromethane	10.4	1	10	0	104	73.9	122				
4-Methyl-2-pentanone (MIBK)	30.4	2.5	25	0	122	66.4	122				
cis-1,3-Dichloropropene	11.5	1	10	0	115	78.7	120.4				
trans-1,3-Dichloropropene	11.4	1	10	0	114	70.2	120.4				
1,1,2-Trichloroethane	11.6	1	10	0	116	76.2	120.4				
Toluene	9.31	0.5	10	0	93.1	79.7	126				
1,3-Dichloropropane	9.92	1	10	0	99.2	71.7	131				
2-Hexanone	119	5	100	0	119	52.9	152				
Dibromochloromethane	8.62	1	10	0	86.2	79.5	120.4				
1,2-Dibromoethane (EDB)	17.7	2	20	0	88.6	76.4	120.4				

Qualifiers:

B	Analyte detected in the associated Method Blank
ND	Not Detected at the Reporting Limit
R	RPD outside accepted recovery limits
S	Spike Recovery outside accepted recovery limits

ALPHA ANALYTICAL INC.

Alpha Analytical, Inc.
255 Glendale Ave, #21
Sparks, Nevada 89431
TEL: (775) 355-1044 FAX: (775) 355-0406
Website: www.alpha-analytical.com

QC SUMMARY REPORT

WO#: **2211066**

14-Nov-22

Client: CH2M Hill
Project: DFSP Norwalk **TestCode:** **VOC_W**

Sample ID: **LCS-17360** SampType: **LCS** TestCode: **VOC_W** Units: **µg/L**
Client ID: **LCSW** Batch ID: **A17360** TestNo: **SW8260C**
Prep Date: **11/9/2022** RunNo: **16051** SeqNo: **466553**
Analysis Date: **11/9/2022**

Analyte	Result	PQL	SPK Value	SPK Ref Val	%REC	LowLimit	HighLimit	RPD Ref Val	%RPD	RPDLimit	Qual
Tetrachloroethene	8.77	1	10	0	87.7	64	123				
1,1,1,2-Tetrachloroethane	8.71	1	10	0	87.1	77.9	120.4				
Chlorobenzene	9.34	1	10	0	93.4	70.9	120.4				
Ethylbenzene	10.5	0.5	10	0	105	77.5	120.4				
m,p-Xylene	9.64	0.5	10	0	96.4	74.8	120.4				
Bromoform	8.55	1	10	0	85.5	51.3	120.4				
Xylenes, Total	19.3	0.5	20	0	96.4	77.6	120.4				
Styrene	9.32	1	10	0	93.2	71.9	120.4				
o-Xylene	9.63	0.5	10	0	96.3	79.1	120.4				
1,1,2,2-Tetrachloroethane	11.1	1	10	0	111	55.6	138				
1,2,3-Trichloropropane	17.8	2	20	0	88.8	73.4	120.4				
Isopropylbenzene	12.2	1	10	0	122	78.7	148				
Bromobenzene	10.6	1	10	0	106	79.5	121				
n-Propylbenzene	11.4	1	10	0	114	82.5	134				
4-Chlorotoluene	11.1	1	10	0	111	79.5	135				
2-Chlorotoluene	11.7	1	10	0	116	79.5	131				
1,3,5-Trimethylbenzene	12	1	10	0	120	79.5	135				
tert-Butylbenzene	11.9	1	10	0	119	79.5	139				
1,2,4-Trimethylbenzene	11.8	1	10	0	118	79.5	138				
sec-Butylbenzene	11.4	1	10	0	114	79.5	132				
1,3-Dichlorobenzene	10.8	1	10	0	108	79.5	125				
1,4-Dichlorobenzene	10.4	1	10	0	104	79.5	123				
4-Isopropyltoluene	11.3	1	10	0	113	79.5	130				
1,2-Dichlorobenzene	9.88	1	10	0	98.8	79.5	121				
n-Butylbenzene	12	1	10	0	120	79.5	136				
1,2-Dibromo-3-chloropropane (DBCP)	58	3	50	0	116	72.1	136				
1,2,4-Trichlorobenzene	8.3	2	10	0	83.0	73.3	126				
Naphthalene	7.11	2	10	0	71.1	47.2	142				
1,2,3-Trichlorobenzene	7.98	2	10	0	79.8	67.4	130				
Surr: 1,2-Dichloroethane-d4	12.2		10		122	69.51	130.5				
Surr: Toluene-d8	8.29		10		82.9	69.51	130.5				
Surr: 4-Bromofluorobenzene	10.7		10		107	69.51	130.5				

Sample ID: **2211066-21AMSD** SampType: **MSD** TestCode: **VOC_W** Units: **µg/L**
Client ID: **GMW-O-1MSD** Batch ID: **A17360** TestNo: **SW8260C**
Prep Date: **11/9/2022** RunNo: **16051** SeqNo: **466536**
Analysis Date: **11/9/2022**

Analyte	Result	PQL	SPK Value	SPK Ref Val	%REC	LowLimit	HighLimit	RPD Ref Val	%RPD	RPDLimit	Qual

Qualifiers:

B	Analyte detected in the associated Method Blank
ND	Not Detected at the Reporting Limit
R	RPD outside accepted recovery limits
S	Spike Recovery outside accepted recovery limits

ALPHA ANALYTICAL INC.

Alpha Analytical, Inc.
255 Glendale Ave, #21
Sparks, Nevada 89431
TEL: (775) 355-1044 FAX: (775) 355-0406
Website: www.alpha-analytical.com

QC SUMMARY REPORT

WO#: **2211066**

14-Nov-22

Client: CH2M Hill
Project: DFSP Norwalk **TestCode:** **VOC_W**

Sample ID: **2211066-21AMSD** SampType: **MSD** TestCode: **VOC_W** Units: **µg/L**
Client ID: **GMW-O-1MSD** Batch ID: **A17360** TestNo: **SW8260C**
Prep Date: **11/9/2022** RunNo: **16051** SeqNo: **466536**
Analysis Date: **11/9/2022**

Analyte	Result	PQL	SPK Value	SPK Ref Val	%REC	LowLimit	HighLimit	RPD Ref Val	%RPD	RPDLimit	Qual
Dichlorodifluoromethane	41.4	5	50	0	82.7	5.1	155	38.6	6.8	38	
Chloromethane	54.3	10	50	0	109	37.7	121	47.6	13	22.5	
Vinyl chloride	53.4	5	50	0	107	60.4	140	45.8	15	23.9	
Chloroethane	62.3	5	50	0	125	43.1	206	56.5	9.8	22.9	
Bromomethane	42.6	10	50	0	85.1	12.6	168	35.7	18	48	
Trichlorofluoromethane	49.7	5	50	0	99.3	58.6	163	47.9	3.6	33.3	
Acetone	989	50	1000	0	98.9	37.3	152	894	10	50	
1,1-Dichloroethene	49.4	5	50	0	98.8	69.8	158	45.5	8.3	21.7	
Tertiary Butyl Alcohol (TBA)	409	50	500	0	81.9	60.4	158	347	16	26.8	
Dichloromethane	47.4	10	50	0	94.8	71.7	132	43	9.6	20	
Freon-113	45.9	5	50	0	91.9	52.1	166	43.7	5	25.9	
trans-1,2-Dichloroethene	45.3	5	50	0	90.5	72	136	40.8	10	19.2	
Methyl tert-butyl ether (MTBE)	43.8	2.5	50	0	87.7	54.8	155	38.1	14	21.4	
1,1-Dichloroethane	60.5	5	50	0.63	120	76.9	140	55.1	9.4	18	
2-Butanone (MEK)	1000	50	1000	0	100	73.7	142	914	9.4	20.9	
Di-isopropyl Ether (DIPE)	54.9	5	50	0	110	74.8	136	48.2	13	18.2	
cis-1,2-Dichloroethene	54.3	5	50	0	109	73.9	133	48.4	11	20.1	
Bromochloromethane	49.6	5	50	0	99.2	75.8	132	45.4	8.9	23.5	
Chloroform	59.9	5	50	0	120	74.3	130	55	8.4	18	
Ethyl Tertiary Butyl Ether (ETBE)	59.7	5	50	0	119	74.8	138	52.1	14	20.3	
2,2-Dichloropropane	62.1	5	50	0	124	53.9	146	58.7	5.7	52.3	
1,2-Dichloroethane	61.8	5	50	0.57	122	72.6	144	56.6	8.7	17.1	
1,1,1-Trichloroethane	61.1	5	50	0	122	70.2	138	58.2	4.7	22.2	
1,1-Dichloropropene	60.4	5	50	0	121	69.7	146	56.3	7	29.6	
Carbon tetrachloride	56.2	5	50	0	112	58.2	141	53.9	4.2	31.9	
Benzene	57.4	2.5	50	0	115	67.8	140	53	7.9	18.1	
Tertiary Amyl Methyl Ether (TAME)	61.2	5	50	0	122	72.3	144	56.1	8.7	20.6	
Dibromomethane	56.3	5	50	0	113	75.2	144	52.1	7.8	19.5	
1,2-Dichloropropane	68.9	5	50	0	138	75.3	144	62.1	10	19.7	
Trichloroethene	48.2	5	50	0	96.3	65.7	131	44.5	8	25.3	
Bromodichloromethane	54.2	5	50	0	108	70.2	141	49.7	8.7	20.5	
4-Methyl-2-pentanone (MIBK)	147	12.5	125	0	117	57.9	143	130	12	21.3	
cis-1,3-Dichloropropene	44.7	5	50	0	89.3	56.9	132	39.4	13	25.8	
trans-1,3-Dichloropropene	56.5	5	50	0	113	72	131	51.1	10	26.4	
1,1,2-Trichloroethane	58.9	5	50	0	118	74	130	54.7	7.4	21.9	
Toluene	47	2.5	50	0	94.0	67.2	131	43.6	7.6	18.3	
1,3-Dichloropropane	50.1	5	50	0	100	74.2	124	43.9	13	21.7	
2-Hexanone	555	25	500	0	111	66.7	135	486	13	20.9	
Dibromochloromethane	43.9	5	50	0	87.7	71.5	134	39.7	9.9	24.1	
1,2-Dibromoethane (EDB)	88	10	100	0	88.0	74.7	129	78.2	12	23.1	

Qualifiers:

B	Analyte detected in the associated Method Blank
ND	Not Detected at the Reporting Limit
R	RPD outside accepted recovery limits
S	Spike Recovery outside accepted recovery limits

ALPHA ANALYTICAL INC.

Alpha Analytical, Inc.
255 Glendale Ave, #21
Sparks, Nevada 89431
TEL: (775) 355-1044 FAX: (775) 355-0406
Website: www.alpha-analytical.com

QC SUMMARY REPORT

WO#: **2211066**

14-Nov-22

Client: CH2M Hill
Project: DFSP Norwalk **TestCode:** **VOC_W**

Sample ID: **2211066-21AMSD** SampType: **MSD** TestCode: **VOC_W** Units: **µg/L**
Client ID: **GMW-O-1MSD** Batch ID: **A17360** TestNo: **SW8260C**
Prep Date: **11/9/2022** RunNo: **16051** SeqNo: **466536**
Analysis Date: **11/9/2022**

Analyte	Result	PQL	SPK Value	SPK Ref Val	%REC	LowLimit	HighLimit	RPD Ref Val	%RPD	RPDLimit	Qual
Tetrachloroethene	41.6	5	50	0	83.2	45.9	138	37.8	9.8	30.9	
1,1,1,2-Tetrachloroethane	45.3	5	50	0	90.5	75.7	125	41	9.8	22.6	
Chlorobenzene	47.6	5	50	0	95.2	73.7	120	42.6	11	23.1	
Ethylbenzene	52.9	2.5	50	0	106	70.3	122	48.4	8.9	25.3	
m,p-Xylene	48.4	2.5	50	0	96.7	52.9	136	45.6	5.8	26.6	
Bromoform	43.5	5	50	0	87.1	61.5	141	39	11	25	
Xylenes, Total	97.6	2.5	100	0	97.6	61	131	90.1	7.9	25.6	
Styrene	46.8	5	50	0	93.6	74	130	41.6	12	26	
o-Xylene	49.2	2.5	50	0	98.5	67.3	129	44.5	10	25	
1,1,2,2-Tetrachloroethane	55.2	5	50	0	110	62.4	153	49.8	10	24.6	
1,2,3-Trichloropropane	89	10	100	0	89.0	37.4	171	81.7	8.5	50	
Isopropylbenzene	63	5	50	0	126	63	132	57.5	9.1	33.1	
Bromobenzene	55.6	5	50	0	111	65.1	120	49.9	11	23.6	
n-Propylbenzene	57.9	5	50	0	116	58.2	128	53.2	8.4	32.4	
4-Chlorotoluene	56.8	5	50	0	114	63.9	127	50	13	29.1	
2-Chlorotoluene	60.4	5	50	0	121	63.2	126	54.6	10	28.9	
1,3,5-Trimethylbenzene	61.8	5	50	0	124	63.8	138	55.9	10	31.9	
tert-Butylbenzene	60.4	5	50	0	121	59.7	128	55.3	8.8	36.2	
1,2,4-Trimethylbenzene	59.8	5	50	0	120	65.1	135	54.9	8.6	28.8	
sec-Butylbenzene	56.2	5	50	0	112	55.5	128	50.9	9.9	40.9	
1,3-Dichlorobenzene	53.6	5	50	0	107	64.5	122	47.6	12	28.6	
1,4-Dichlorobenzene	52.9	5	50	0	106	63.7	121	46.5	13	27.7	
4-Isopropyltoluene	55.2	5	50	0	110	58	135	49.6	11	40.4	
1,2-Dichlorobenzene	50	5	50	0	99.9	66.7	122	44.8	11	24.5	
n-Butylbenzene	56.8	5	50	0	114	52.7	139	50.3	12	43.5	
1,2-Dibromo-3-chloropropane (DBCP)	296	15	250	0	119	59.1	143	262	12	24.9	
1,2,4-Trichlorobenzene	38.5	10	50	0	77.1	47.1	139	32	19	35	
Naphthalene	34.6	10	50	0	69.1	31.6	164	28.2	20	50	
1,2,3-Trichlorobenzene	38.1	10	50	0	76.1	17.7	171	31.4	19	57	
Surr: 1,2-Dichloroethane-d4	60.7		50		121	69.51	130.49	62	0	0	
Surr: Toluene-d8	40.2		50		80.3	69.51	130.49	39.6	0	0	
Surr: 4-Bromofluorobenzene	55.2		50		110	69.51	130.49	55	0	0	

Sample ID: **2211066-21AMS** SampType: **MS** TestCode: **VOC_W** Units: **µg/L**
Client ID: **GMW-O-1MS** Batch ID: **A17360** TestNo: **SW8260C**
Prep Date: **11/9/2022** RunNo: **16051** SeqNo: **466535**
Analysis Date: **11/9/2022**

Analyte	Result	PQL	SPK Value	SPK Ref Val	%REC	LowLimit	HighLimit	RPD Ref Val	%RPD	RPDLimit	Qual

Qualifiers:

B	Analyte detected in the associated Method Blank
ND	Not Detected at the Reporting Limit
R	RPD outside accepted recovery limits
S	Spike Recovery outside accepted recovery limits

ALPHA ANALYTICAL INC.

Alpha Analytical, Inc.
255 Glendale Ave, #21
Sparks, Nevada 89431
TEL: (775) 355-1044 FAX: (775) 355-0406
Website: www.alpha-analytical.com

QC SUMMARY REPORT

WO#: **2211066**

14-Nov-22

Client: CH2M Hill
Project: DFSP Norwalk **TestCode:** **VOC_W**

Sample ID: **2211066-21AMS** SampType: **MS** TestCode: **VOC_W** Units: **µg/L**
Client ID: **GMW-O-1MS** Batch ID: **A17360** TestNo: **SW8260C**
Prep Date: **11/9/2022** RunNo: **16051** SeqNo: **466535**
Analysis Date: **11/9/2022**

Analyte	Result	PQL	SPK Value	SPK Ref Val	%REC	LowLimit	HighLimit	RPD Ref Val	%RPD	RPDLimit	Qual
Dichlorodifluoromethane	38.6	5	50	0	77.3	5.1	155				
Chloromethane	47.6	10	50	0	95.3	37.7	121				
Vinyl chloride	45.8	5	50	0	91.5	60.4	140				
Chloroethane	56.5	5	50	0	113	43.1	206				
Bromomethane	35.7	10	50	0	71.4	12.6	168				
Trichlorofluoromethane	47.9	5	50	0	95.8	58.6	163				
Acetone	894	50	1000	0	89.4	37.3	152				
1,1-Dichloroethene	45.5	5	50	0	90.9	69.8	158				
Tertiary Butyl Alcohol (TBA)	347	50	500	0	69.5	60.4	158				
Dichloromethane	43	10	50	0	86.1	71.7	132				
Freon-113	43.7	5	50	0	87.4	52.1	166				
trans-1,2-Dichloroethene	40.8	5	50	0	81.6	72	136				
Methyl tert-butyl ether (MTBE)	38.1	2.5	50	0	76.3	54.8	155				
1,1-Dichloroethane	55.1	5	50	0.63	109	76.9	140				
2-Butanone (MEK)	914	50	1000	0	91.4	73.7	142				
Di-isopropyl Ether (DIPE)	48.2	5	50	0	96.5	74.8	136				
cis-1,2-Dichloroethene	48.4	5	50	0	96.8	73.9	133				
Bromochloromethane	45.4	5	50	0	90.7	75.8	132				
Chloroform	55	5	50	0	110	74.3	130				
Ethyl Tertiary Butyl Ether (ETBE)	52.1	5	50	0	104	74.8	138				
2,2-Dichloropropane	58.7	5	50	0	117	53.9	146				
1,2-Dichloroethane	56.6	5	50	0.57	112	72.6	144				
1,1,1-Trichloroethane	58.2	5	50	0	116	70.2	138				
1,1-Dichloropropene	56.3	5	50	0	113	69.7	146				
Carbon tetrachloride	53.9	5	50	0	108	58.2	141				
Benzene	53	2.5	50	0	106	67.8	140				
Tertiary Amyl Methyl Ether (TAME)	56.1	5	50	0	112	72.3	144				
Dibromomethane	52.1	5	50	0	104	75.2	144				
1,2-Dichloropropane	62.1	5	50	0	124	75.3	144				
Trichloroethene	44.5	5	50	0	88.9	65.7	131				
Bromodichloromethane	49.7	5	50	0	99.4	70.2	141				
4-Methyl-2-pentanone (MIBK)	130	12.5	125	0	104	57.9	143				
cis-1,3-Dichloropropene	39.4	5	50	0	78.8	56.9	132				
trans-1,3-Dichloropropene	51.1	5	50	0	102	72	131				
1,1,2-Trichloroethane	54.7	5	50	0	109	74	130				
Toluene	43.6	2.5	50	0	87.1	67.2	131				
1,3-Dichloropropane	43.9	5	50	0	87.8	74.2	124				
2-Hexanone	486	25	500	0	97.3	66.7	135				
Dibromochloromethane	39.7	5	50	0	79.5	71.5	134				
1,2-Dibromoethane (EDB)	78.2	10	100	0	78.2	74.7	129				

Qualifiers:

B	Analyte detected in the associated Method Blank
ND	Not Detected at the Reporting Limit
R	RPD outside accepted recovery limits
S	Spike Recovery outside accepted recovery limits

ALPHA ANALYTICAL INC.

Alpha Analytical, Inc.
255 Glendale Ave, #21
Sparks, Nevada 89431
TEL: (775) 355-1044 FAX: (775) 355-0406
Website: www.alpha-analytical.com

QC SUMMARY REPORT

WO#: **2211066**

14-Nov-22

Client: CH2M Hill
Project: DFSP Norwalk **TestCode:** **VOC_W**

Sample ID: **2211066-21AMS** SampType: **MS** TestCode: **VOC_W** Units: **µg/L**
Client ID: **GMW-O-1MS** Batch ID: **A17360** TestNo: **SW8260C**
Prep Date: **11/9/2022** RunNo: **16051** SeqNo: **466535**
Analysis Date: **11/9/2022**

Analyte	Result	PQL	SPK Value	SPK Ref Val	%REC	LowLimit	HighLimit	RPD Ref Val	%RPD	RPDLimit	Qual
Tetrachloroethene	37.8	5	50	0	75.5	45.9	138				
1,1,1,2-Tetrachloroethane	41	5	50	0	82.1	75.7	125				
Chlorobenzene	42.6	5	50	0	85.2	73.7	120				
Ethylbenzene	48.4	2.5	50	0	96.8	70.3	122				
m,p-Xylene	45.6	2.5	50	0	91.3	52.9	136				
Bromoform	39	5	50	0	77.9	61.5	141				
Xylenes, Total	90.1	2.5	100	0	90.1	61	131				
Styrene	41.6	5	50	0	83.1	74	130				
o-Xylene	44.5	2.5	50	0	89.0	67.3	129				
1,1,2,2-Tetrachloroethane	49.8	5	50	0	99.7	62.4	153				
1,2,3-Trichloropropane	81.7	10	100	0	81.7	37.4	171				
Isopropylbenzene	57.5	5	50	0	115	63	132				
Bromobenzene	49.9	5	50	0	99.7	65.1	120				
n-Propylbenzene	53.2	5	50	0	106	58.2	128				
4-Chlorotoluene	50	5	50	0	100	63.9	127				
2-Chlorotoluene	54.6	5	50	0	109	63.2	126				
1,3,5-Trimethylbenzene	55.9	5	50	0	112	63.8	138				
tert-Butylbenzene	55.3	5	50	0	111	59.7	128				
1,2,4-Trimethylbenzene	54.9	5	50	0	110	65.1	135				
sec-Butylbenzene	50.9	5	50	0	102	55.5	128				
1,3-Dichlorobenzene	47.6	5	50	0	95.2	64.5	122				
1,4-Dichlorobenzene	46.5	5	50	0	93.0	63.7	121				
4-Isopropyltoluene	49.6	5	50	0	99.2	58	135				
1,2-Dichlorobenzene	44.8	5	50	0	89.7	66.7	122				
n-Butylbenzene	50.3	5	50	0	101	52.7	139				
1,2-Dibromo-3-chloropropane (DBCP)	262	15	250	0	105	59.1	143				
1,2,4-Trichlorobenzene	32	10	50	0	64.0	47.1	139				
Naphthalene	28.2	10	50	0	56.5	31.6	164				
1,2,3-Trichlorobenzene	31.4	10	50	0	62.8	17.7	171				
Surr: 1,2-Dichloroethane-d4	62		50		124	69.51	130.49				
Surr: Toluene-d8	39.6		50		79.2	69.51	130.49				
Surr: 4-Bromofluorobenzene	55		50		110	69.51	130.49				

Qualifiers:

B	Analyte detected in the associated Method Blank
ND	Not Detected at the Reporting Limit
R	RPD outside accepted recovery limits
S	Spike Recovery outside accepted recovery limits

Alpha Analytical, Inc.
255 Glendale Ave, #21
Sparks, Nevada 89431
TEL: (775) 355-1044 FAX: (775) 355-0406
Website: www.alpha-analytical.com

Definition Only

WO#: **2211066**
Date: **11/14/2022**

Definitions:

ND = Not Detected

C = Reported concentration includes additional compounds uncharacteristic of common fuels and lubricants.

D = Reporting Limits were increased due to high concentrations of non-target analytes.

H = Reporting Limits were increased due to the hydrocarbons present in the sample.

J = The analyte was positively identified; the associated numerical value is the approximate concentration of the analyte in the sample.

K = DRO concentration may include contributions from lighter-end hydrocarbons (e.g. gasoline) that elute in the DRO range.

L = DRO concentration may include contributions from heavier-end hydrocarbons (e.g. motor oil) that elute in the DRO range.

O = Reporting Limits were increased due to sample foaming.

V = Reporting Limits were increased due to high concentrations of target analytes.

X = Reporting Limits were increased due to sample matrix interferences.

Z = DRO concentration may include contributions from lighter-end (e.g. gasoline) and heavier-end (e.g. motor oil) hydrocarbons that elute in the DRO range.

S50 = The analysis of the sample required a dilution such that the surrogate concentration was diluted below the laboratory acceptance criteria. The laboratory control sample was acceptable.

S51 = Surrogate recovery could not be determined due to the presence of co-eluting hydrocarbons.

S52 = Surrogate recovery was above laboratory acceptance limits. Probable matrix effect.

S53 = Surrogate recovery was below laboratory acceptance limits. Probable matrix effect.

S54 = Surrogate recovery was below laboratory acceptance limits.

S55 = Surrogate recovery was above laboratory acceptance limits.

Report CC's Benny Pataray
Danny Hill
Dustin Barr
Eric Davis
Malcolm Thomas
Nils Orliczky

WORKORDER SUMMARY

Alpha Analytical, Inc.

255 Glendale Ave, #21 Sparks, Nevada 89431
TEL: (775) 355-1044 FAX: (775) 355-0406

Report Attention: Eric Davis

CA

WorkOrder: CHH2211066
Report Due By: 15-Nov-22
EDD Required: YES

Client:
CH2M Hill
2600 Michelson Dr., Suite 500
Irvine, CA 92612

TEL: (949) 547-8969
FAX:
ProjectNo: DFSP Norwalk

Date Received: 04-Nov-22

Alpha Sample ID	Client Sample ID	Matrix	Collection Date	No. of Bottles Alpha	Sub	TAT	Requested Tests TPH/E_W	TPH/P_W	VOC_W					Sample Remarks
CHH2211066-01	GMW-28	AQ	11/2/2022 7:57:00 AM	6	0	7	A - TPHE(0.05) +Vinyl acetate	A - TPHE(0.05) +Vinyl acetate	A - TPHE(0.05) +Vinyl acetate					
CHH2211066-02	GMW-26	AQ	11/2/2022 8:27:00 AM	6	0	7	A - TPHE(0.05) +Vinyl acetate	A - TPHE(0.05) +Vinyl acetate	A - TPHE(0.05) +Vinyl acetate					
CHH2211066-03	GMW-O-19	AQ	11/2/2022 9:05:00 AM	6	0	7	A - TPHE(0.05) +Vinyl acetate	A - TPHE(0.05) +Vinyl acetate	A - TPHE(0.05) +Vinyl acetate					
CHH2211066-04	GMW-O-16	AQ	11/2/2022 9:36:00 AM	6	0	7	A - TPHE(0.05) +Vinyl acetate	A - TPHE(0.05) +Vinyl acetate	A - TPHE(0.05) +Vinyl acetate					
CHH2211066-05	WCW-6	AQ	11/2/2022 10:34:00 AM	6	0	7	A - TPHE(0.05) +Vinyl acetate	A - TPHE(0.05) +Vinyl acetate	A - TPHE(0.05) +Vinyl acetate					
CHH2211066-06	WCW-2	AQ	11/2/2022 11:06:00 AM	6	0	7	A - TPHE(0.05) +Vinyl acetate	A - TPHE(0.05) +Vinyl acetate	A - TPHE(0.05) +Vinyl acetate					
CHH2211066-07	WCW-3	AQ	11/2/2022 11:39:00 AM	6	0	7	A - TPHE(0.05) +Vinyl acetate	A - TPHE(0.05) +Vinyl acetate	A - TPHE(0.05) +Vinyl acetate					
CHH2211066-08	WCW-14	AQ	11/2/2022 1:00:00 PM	6	0	7	A - TPHE(0.05) +Vinyl acetate	A - TPHE(0.05) +Vinyl acetate	A - TPHE(0.05) +Vinyl acetate					
CHH2211066-09	EXP-4	AQ	11/2/2022 1:32:00 PM	6	0	7	A - TPHE(0.05) +Vinyl acetate	A - TPHE(0.05) +Vinyl acetate	A - TPHE(0.05) +Vinyl acetate					
CHH2211066-10	EB-4	AQ	11/2/2022 1:40:00 PM	6	0	7	A - TPHE(0.05) +Vinyl acetate	A - TPHE(0.05) +Vinyl acetate	A - TPHE(0.05) +Vinyl acetate					

Comments: Run two analyses in order to achieve lower reporting limits for all other analytes due to high TBA values.

	Signature	Print Name	Company	Date/Time
Logged in by:		Alicia Tribert	Alpha Analytical, Inc.	11/4/22 1211

NOTE: Samples are discarded 60 days after sample receipt unless other arrangements are made. Hazardous samples will be returned to client or disposed of at client expense.

Bottle Type: L-Liter V-Voa S-Soil Jar O-Orbo T-Tedlar B-Brass P-Plastic OT-Other

Alpha Sample ID	Client Sample ID	Matrix	Collection Date	No. of Bottles Alpha	Sub	TAT	Requested Tests TPH/E_W	TPH/P_W	VOC_W					Sample Remarks
CHH2211066-11	TB-4	AQ	11/2/2022 7:00:00 AM	2	0	7			A - Partial					Sac TB 10/11/22
CHH2211066-12	EB-3	AQ	11/2/2022 2:46:00 PM	6	0	7	A - TPHE(0.05) +Vinyl acetate	A - TPHE(0.05) +Vinyl acetate	A - TPHE(0.05) +Vinyl acetate					
CHH2211066-13	EXP-5	AQ	11/2/2022 8:03:00 AM	6	0	7	A - TPHE(0.05) +Vinyl acetate	A - TPHE(0.05) +Vinyl acetate	A - TPHE(0.05) +Vinyl acetate					
CHH2211066-14	GMW-O-5	AQ	11/2/2022 8:56:00 AM	6	0	7	A - TPHE(0.05) +Vinyl acetate	A - TPHE(0.05) +Vinyl acetate	A - TPHE(0.05) +Vinyl acetate					
CHH2211066-15	GMW-O-17	AQ	11/2/2022 9:36:00 AM	6	0	7	A - TPHE(0.05) +Vinyl acetate	A - TPHE(0.05) +Vinyl acetate	A - TPHE(0.05) +Vinyl acetate					
CHH2211066-16	GMW-O-4	AQ	11/2/2022 10:17:00 AM	6	0	7	A - TPHE(0.05) +Vinyl acetate	A - TPHE(0.05) +Vinyl acetate	A - TPHE(0.05) +Vinyl acetate					
CHH2211066-17	GMW-O-3	AQ	11/2/2022 10:59:00 AM	6	0	7	A - TPHE(0.05) +Vinyl acetate	A - TPHE(0.05) +Vinyl acetate	A - TPHE(0.05) +Vinyl acetate					
CHH2211066-18	GMW-O-2	AQ	11/2/2022 11:50:00 AM	6	0	7	A - TPHE(0.05) +Vinyl acetate	A - TPHE(0.05) +Vinyl acetate	A - TPHE(0.05) +Vinyl acetate					
CHH2211066-19	GMW-O-10	AQ	11/2/2022 12:57:00 PM	6	0	7	A - TPHE(0.05) +Vinyl acetate	A - TPHE(0.05) +Vinyl acetate	A - TPHE(0.05) +Vinyl acetate					
CHH2211066-20	GMW-O-9	AQ	11/2/2022 1:43:00 PM	6	0	7	A - TPHE(0.05) +Vinyl acetate	A - TPHE(0.05) +Vinyl acetate	A - TPHE(0.05) +Vinyl acetate					
CHH2211066-21	GMW-O-1	AQ	11/2/2022 2:28:00 PM	6	0	7	A - TPHE(0.05) +Vinyl acetate	A - TPHE(0.05) +Vinyl acetate	A - TPHE(0.05) +Vinyl acetate					
CHH2211066-22	TB-3	AQ	11/2/2022 7:00:00 AM	2	0	7			A - Partial					Client provided TB

Comments: Run two analyses in order to achieve lower reporting limits for all other analytes due to high TBA values.

	Signature	Print Name	Company	Date/Time
Logged in by:		Alicia Gilbert	Alpha Analytical, Inc.	11/4/22 1124

NOTE: Samples are discarded 60 days after sample receipt unless other arrangements are made. Hazardous samples will be returned to client or disposed of at client expense.

Bottle Type: L-Liter V-Voa S-Soil Jar O-Orbo T-Tedlar B-Brass P-Plastic OT-Other

BLAINE
TECH SERVICES, INC.

1680 ROGERS AVENUE
SAN JOSE, CALIFORNIA 95112-1105
FAX (408) 573-7771
PHONE (408) 573-0555

CHAIN OF CUSTODY

CLIENT: Kinder Morgan

SITE: DFSP Norwalk
15306 Norwalk Blvd, Norwalk

LAB: Alpha Analytical COC 1 of 3

Billing Information:
Kinder Morgan
1100 Town and CountryRd.
Orange CA 95112

Kinder Morgan Norwalk
Report to:
Eric Davis
Jacobs
2600 Michelson Drive
Suite 500
Irvine, CA 92612

SAMPLE I.D.	DATE	TIME	MATRIX AQ= Water	CONTAINERS #	Preservation	Type	CONDUCT ANALYSIS TO DETECT: TPHg, TPHd (EPA 8015M)	VOC's & Oxygenates (EPA 8260B)	ADD'L INFORMATION	STATUS	CONDITION	LAB SAMPLE #
GMW-28	11/02/22	0757	AQ	6	HCL	VOA	X	X				CHH22110GG-01
GMW-26	11/02/22	0827	AQ	6	HCL	VOA	X	X				02
GMW-19	11/02/22	0905	AQ	6	HCL	VOA	X	X				03
GMW-16	11/02/22	0936	AQ	6	HCL	VOA	X	X				04
WCW-6	11/02/22	1034	AQ	6	HCL	VOA	X	X				05
WCW-2	11/02/22	1106	AQ	6	HCL	VOA	X	X				06
WCW-3	11/02/22	1139	AQ	6	HCL	VOA	X	X				07
WCW-14	11/02/22	~~1257~~ 1300	AQ	6	HCL	VOA	X	X				08
EXP-4	11/02/22	1332	AQ	6	HCL	VOA	X	X				09
EB-4	11/02/22	1340	AQ	6	HCL	VOA	X	X				10

SAMPLING COMPLETED: DATE 11/02/22 TIME 1350

SAMPLING PERFORMED BY: Rissie T.

RESULTS NEEDED NO LATER THAN: Standard

RELEASED BY	TIME	RECEIVED BY	DATE	TIME
	1530		11/2/22	1530
Nicole Powell (Blaine Tech	1600	FEDEX	11/3/22	1600
			11/4/22	1153

SHIPPED VIA | TIME SENT | COOLER #

BLAINE
TECH SERVICES, INC.

1680 ROGERS AVENUE
SAN JOSE, CALIFORNIA 95112-1105
FAX (408) 573-7771
PHONE (408) 573-0555

CHAIN OF CUSTODY

CLIENT: Kinder Morgan

SITE: DFSP Norwalk

15306 Norwalk Blvd, Norwalk

CONDUCT ANALYSIS TO DETECT

LAB: Alpha Analytical COC 2 of 3

Billing Information:
Kinder Morgan
1100 Town and CountryRd.
Orange CA 95112

Kinder Morgan Norwalk
Report to:
Eric Davis
Jacobs
2600 Michelson Drive
Suite 500
Irvine, CA 92612

SAMPLE I.D.	DATE	TIME	MATRIX AQ= Water	CONTAINERS #	Preservation	Type	TPHg, TPHd (EPA 8015M)	VOC's & Oxygenates (EPA 8260B)	ADD'L INFORMATION	STATUS	CONDITION	LAB SAMPLE #
TB-4	11/02/22	0700	AQ	2	HCL	VOA		X				CHH22110644-11
EB-3	↓	1446	↓	6	↓	↓	X	X				12

SAMPLING COMPLETED: DATE 11/02/22 TIME 1350

SAMPLING PERFORMED BY: Rigoberto T- / Bruce Lopez

RESULTS NEEDED NO LATER THAN: Standard

RELEASED BY	TIME	RECEIVED BY	DATE	TIME
[signature]	1530	[signature] Nicole Jones	11/2/22	1520
[signature] Nicole Jones (Blaine Tech)	1600	FEDEX	11/3/22	1600
		[signature]	11/4/22	1153

SHIPPED VIA | TIME SENT | COOLER #

BLAINE
TECH SERVICES, INC.

1680 ROGERS AVENUE
SAN JOSE, CALIFORNIA 95112-1105
FAX (408) 573-7771
PHONE (408) 573-0555

CHAIN OF CUSTODY

CLIENT Kinder Morgan

SITE DFSP Norwalk
15306 Norwalk Blvd, Norwalk

CONDUCT ANALYSIS TO DETECT

LAB Alpha Analytical COC 3 of 3

Billing Information:
Kinder Morgan
1100 Town and CountryRd.
Orange CA 95112

Kinder Morgan Norwalk
Report to:
Eric Davis
Jacobs
2600 Michelson Drive
Suite 500
Irvine, CA 92612

SAMPLE I.D.	DATE	TIME	MATRIX AQ= Water	CONTAINERS #	Preservation	Type	TPHg, TPHd (EPA 8015M)	VOC's & Oxygenates (EPA 8260B)						ADD'L INFORMATION	STATUS	CONDITION	LAB SAMPLE #
EXP-5	11/2/22	0803	AQ	6	HCl	VOAs	X	X									CHH211066-13
GMW-0-5		0856					X	X									14
GMW-0-17		0936					X	X									15
GMW-0-4		1017					X	X									16
GMW-0-3		1059					X	X									17
GMW-0-2		1150					X	X									18
GMW-0-10		1257					X	X									19
GMW-0-9		1343					X	X									20
GMW-0-1		1428					X	X									21
TB-3		0700		2				X									22

SAMPLING COMPLETED DATE 11/2/22 TIME 1500

SAMPLING PERFORMED BY Bruce Lopez

RESULTS NEEDED NO LATER THAN Standard

RELEASED BY	TIME	RECEIVED BY	DATE	TIME
[signature]	1530	[signature]	11/2/22	1530
[signature] Nicole Perez (Blaine Tech.)	1600	FEDEX		1600
	TIME	RECEIVED BY	DATE	TIME
		[signature]	11/4/22	1153

SHIPPED VIA | TIME SENT | COOLER #

Alpha Analytical, Inc.
255 Glendale Ave, #21
Sparks, Nevada 89431
TEL: (775) 355-1044 FAX: (775) 355-0406
Website: www.alpha-analytical.com

November 17, 2022

Eric Davis
CH2M Hill
1000 Wilshire Boulevard
Los Angeles, CA 90017
TEL: (949) 547-8969
FAX:

RE: DFSP Norwalk

Order No.: CHH2211107

Dear Eric Davis:

The result of this report apply to the sample(s) as received.

There were no problems with the analytical events associated with this report unless noted.

Quality control data is within laboratory defined or method specified acceptance limits except if noted.

If you have any questions regarding these tests results, please feel free to call.

Sincerely,

Randy Gardner

Laboratory Director

255 Glendale Ave, #21
Sparks, Nevada 89431

ALPHA ANALYTICAL INC.

Alpha Analytical, Inc.
255 Glendale Ave, #21
Sparks, Nevada 89431
TEL: (775) 355-1044 FAX: (775) 355-0406
Website: www.alpha-analytical.com

Analytical Report

WO#: **CHH2211107**
Report Date: **11/17/2022**

CLIENT: CH2M Hill
Collection Date: 11/4/2022 7:00:00 AM
Project: DFSP Norwalk
Lab ID: 2211107-01
Matrix: AQUEOUS
Client Sample ID: TB-8

Analyses	Result	RL	Qual	Units	Date Analyzed	Method
Dichlorodifluoromethane	ND	1.0		µg/L	11/11/2022	EPA 8260
Chloromethane	ND	2.0		µg/L	11/11/2022	EPA 8260
Vinyl chloride	ND	0.50		µg/L	11/11/2022	EPA 8260
Chloroethane	ND	1.0		µg/L	11/11/2022	EPA 8260
Bromomethane	ND	2.0		µg/L	11/11/2022	EPA 8260
Trichlorofluoromethane	ND	10		µg/L	11/11/2022	EPA 8260
Acetone	ND	10		µg/L	11/11/2022	EPA 8260
1,1-Dichloroethene	ND	1.0		µg/L	11/11/2022	EPA 8260
Tertiary Butyl Alcohol (TBA)	ND	10		µg/L	11/11/2022	EPA 8260
Dichloromethane	ND	5.0		µg/L	11/11/2022	EPA 8260
Freon-113	ND	10		µg/L	11/11/2022	EPA 8260
Carbon disulfide	ND	2.5		µg/L	11/11/2022	EPA 8260
trans-1,2-Dichloroethene	ND	1.0		µg/L	11/11/2022	EPA 8260
Methyl tert-butyl ether (MTBE)	ND	0.50		µg/L	11/11/2022	EPA 8260
1,1-Dichloroethane	ND	1.0		µg/L	11/11/2022	EPA 8260
Vinyl acetate	ND	50		µg/L	11/11/2022	EPA 8260
2-Butanone (MEK)	ND	10		µg/L	11/11/2022	EPA 8260
Di-isopropyl Ether (DIPE)	ND	1.0		µg/L	11/11/2022	EPA 8260
cis-1,2-Dichloroethene	ND	1.0		µg/L	11/11/2022	EPA 8260
Bromochloromethane	ND	1.0		µg/L	11/11/2022	EPA 8260
Chloroform	ND	1.0		µg/L	11/11/2022	EPA 8260
Ethyl Tertiary Butyl Ether (ETBE)	ND	1.0		µg/L	11/11/2022	EPA 8260
2,2-Dichloropropane	ND	1.0		µg/L	11/11/2022	EPA 8260
1,2-Dichloroethane	ND	0.50		µg/L	11/11/2022	EPA 8260
1,1,1-Trichloroethane	ND	1.0		µg/L	11/11/2022	EPA 8260
1,1-Dichloropropene	ND	1.0		µg/L	11/11/2022	EPA 8260
Carbon tetrachloride	ND	1.0		µg/L	11/11/2022	EPA 8260
Benzene	ND	0.50		µg/L	11/11/2022	EPA 8260
Tertiary Amyl Methyl Ether (TAME)	ND	1.0		µg/L	11/11/2022	EPA 8260
Dibromomethane	ND	1.0		µg/L	11/11/2022	EPA 8260
1,2-Dichloropropane	ND	1.0		µg/L	11/11/2022	EPA 8260
Trichloroethene	ND	1.0		µg/L	11/11/2022	EPA 8260
Bromodichloromethane	ND	1.0		µg/L	11/11/2022	EPA 8260
4-Methyl-2-pentanone (MIBK)	ND	10		µg/L	11/11/2022	EPA 8260
cis-1,3-Dichloropropene	ND	0.50		µg/L	11/11/2022	EPA 8260
trans-1,3-Dichloropropene	ND	0.50		µg/L	11/11/2022	EPA 8260
1,1,2-Trichloroethane	ND	1.0		µg/L	11/11/2022	EPA 8260
Toluene	ND	0.50		µg/L	11/11/2022	EPA 8260
1,3-Dichloropropane	ND	1.0		µg/L	11/11/2022	EPA 8260
2-Hexanone	ND	5.0		µg/L	11/11/2022	EPA 8260
Dibromochloromethane	ND	1.0		µg/L	11/11/2022	EPA 8260
1,2-Dibromoethane (EDB)	ND	2.0		µg/L	11/11/2022	EPA 8260
Tetrachloroethene	ND	1.0		µg/L	11/11/2022	EPA 8260
1,1,1,2-Tetrachloroethane	ND	1.0		µg/L	11/11/2022	EPA 8260
Chlorobenzene	ND	1.0		µg/L	11/11/2022	EPA 8260
Ethylbenzene	ND	0.50		µg/L	11/11/2022	EPA 8260
m,p-Xylene	ND	0.50		µg/L	11/11/2022	EPA 8260
Bromoform	ND	1.0		µg/L	11/11/2022	EPA 8260

ALPHA ANALYTICAL INC.

Alpha Analytical, Inc.
255 Glendale Ave, #21
Sparks, Nevada 89431
TEL: (775) 355-1044 FAX: (775) 355-0406
Website: www.alpha-analytical.com

Analytical Report

WO#: **CHH2211107**
Report Date: **11/17/2022**

CLIENT: CH2M Hill
Collection Date: 11/4/2022 7:00:00 AM
Project: DFSP Norwalk
Lab ID: 2211107-01
Matrix: AQUEOUS
Client Sample ID: TB-8

Analyses	Result	RL	Qual	Units	Date Analyzed	Method
Xylenes, Total	ND	0.50		µg/L	11/11/2022	EPA 8260
Styrene	ND	1.0		µg/L	11/11/2022	EPA 8260
o-Xylene	ND	0.50		µg/L	11/11/2022	EPA 8260
1,1,2,2-Tetrachloroethane	ND	1.0		µg/L	11/11/2022	EPA 8260
1,2,3-Trichloropropane	ND	2.0		µg/L	11/11/2022	EPA 8260
Isopropylbenzene	ND	1.0		µg/L	11/11/2022	EPA 8260
Bromobenzene	ND	1.0		µg/L	11/11/2022	EPA 8260
n-Propylbenzene	ND	1.0		µg/L	11/11/2022	EPA 8260
4-Chlorotoluene	ND	1.0		µg/L	11/11/2022	EPA 8260
2-Chlorotoluene	ND	1.0		µg/L	11/11/2022	EPA 8260
1,3,5-Trimethylbenzene	ND	1.0		µg/L	11/11/2022	EPA 8260
tert-Butylbenzene	ND	1.0		µg/L	11/11/2022	EPA 8260
1,2,4-Trimethylbenzene	ND	1.0		µg/L	11/11/2022	EPA 8260
sec-Butylbenzene	ND	1.0		µg/L	11/11/2022	EPA 8260
1,3-Dichlorobenzene	ND	1.0		µg/L	11/11/2022	EPA 8260
1,4-Dichlorobenzene	ND	1.0		µg/L	11/11/2022	EPA 8260
4-Isopropyltoluene	ND	1.0		µg/L	11/11/2022	EPA 8260
1,2-Dichlorobenzene	ND	1.0		µg/L	11/11/2022	EPA 8260
n-Butylbenzene	ND	1.0		µg/L	11/11/2022	EPA 8260
1,2-Dibromo-3-chloropropane (DBCP)	ND	5.0		µg/L	11/11/2022	EPA 8260
1,2,4-Trichlorobenzene	ND	2.0		µg/L	11/11/2022	EPA 8260
Naphthalene	ND	10		µg/L	11/11/2022	EPA 8260
1,2,3-Trichlorobenzene	ND	2.0		µg/L	11/11/2022	EPA 8260
Surr: 1,2-Dichloroethane-d4	100	70-130		%Rec	11/11/2022	EPA 8260
Surr: Toluene-d8	103	70-130		%Rec	11/11/2022	EPA 8260
Surr: 4-Bromofluorobenzene	114	70-130		%Rec	11/11/2022	EPA 8260

ALPHA ANALYTICAL INC.

Alpha Analytical, Inc.
255 Glendale Ave, #21
Sparks, Nevada 89431
TEL: (775) 355-1044 FAX: (775) 355-0406
Website: www.alpha-analytical.com

Analytical Report

WO#: **CHH2211107**
Report Date: **11/17/2022**

CLIENT: CH2M Hill
Collection Date: 11/4/2022 7:51:00 AM
Project: DFSP Norwalk
Lab ID: 2211107-02
Matrix: AQUEOUS
Client Sample ID: PZ-2

Analyses	Result	RL	Qual	Units	Date Analyzed	Method
TPH-E (DRO)	0.42	0.050		mg/L	11/9/2022	EPA 8015C
Surr: Nonane	96	63-125		%Rec	11/9/2022	EPA 8015C
TPH-P (GRO)	ND	0.050		mg/L	11/11/2022	EPA 8015C
Surr: 1,2-Dichloroethane-d4	108	70-130		%Rec	11/11/2022	EPA 8015C
Surr: Toluene-d8	102	70-130		%Rec	11/11/2022	EPA 8015C
Surr: 4-Bromofluorobenzene	97	70-130		%Rec	11/11/2022	EPA 8015C
Dichlorodifluoromethane	ND	1.0		µg/L	11/11/2022	EPA 8260
Chloromethane	ND	2.0		µg/L	11/11/2022	EPA 8260
Vinyl chloride	ND	0.50		µg/L	11/11/2022	EPA 8260
Chloroethane	ND	1.0		µg/L	11/11/2022	EPA 8260
Bromomethane	ND	2.0		µg/L	11/11/2022	EPA 8260
Trichlorofluoromethane	ND	10		µg/L	11/11/2022	EPA 8260
Acetone	ND	10		µg/L	11/11/2022	EPA 8260
1,1-Dichloroethene	ND	1.0		µg/L	11/11/2022	EPA 8260
Tertiary Butyl Alcohol (TBA)	ND	10		µg/L	11/11/2022	EPA 8260
Dichloromethane	ND	5.0		µg/L	11/11/2022	EPA 8260
Freon-113	ND	10		µg/L	11/11/2022	EPA 8260
Carbon disulfide	ND	2.5		µg/L	11/11/2022	EPA 8260
trans-1,2-Dichloroethene	ND	1.0		µg/L	11/11/2022	EPA 8260
Methyl tert-butyl ether (MTBE)	0.90	0.50		µg/L	11/11/2022	EPA 8260
1,1-Dichloroethane	ND	1.0		µg/L	11/11/2022	EPA 8260
Vinyl acetate	ND	50		µg/L	11/11/2022	EPA 8260
2-Butanone (MEK)	ND	10		µg/L	11/11/2022	EPA 8260
Di-isopropyl Ether (DIPE)	ND	1.0		µg/L	11/11/2022	EPA 8260
cis-1,2-Dichloroethene	ND	1.0		µg/L	11/11/2022	EPA 8260
Bromochloromethane	ND	1.0		µg/L	11/11/2022	EPA 8260
Chloroform	ND	1.0		µg/L	11/11/2022	EPA 8260
Ethyl Tertiary Butyl Ether (ETBE)	ND	1.0		µg/L	11/11/2022	EPA 8260
2,2-Dichloropropane	ND	1.0		µg/L	11/11/2022	EPA 8260
1,2-Dichloroethane	ND	0.50		µg/L	11/11/2022	EPA 8260
1,1,1-Trichloroethane	ND	1.0		µg/L	11/11/2022	EPA 8260
1,1-Dichloropropene	ND	1.0		µg/L	11/11/2022	EPA 8260
Carbon tetrachloride	ND	1.0		µg/L	11/11/2022	EPA 8260
Benzene	ND	0.50		µg/L	11/11/2022	EPA 8260
Tertiary Amyl Methyl Ether (TAME)	ND	1.0		µg/L	11/11/2022	EPA 8260
Dibromomethane	ND	1.0		µg/L	11/11/2022	EPA 8260
1,2-Dichloropropane	ND	1.0		µg/L	11/11/2022	EPA 8260
Trichloroethene	ND	1.0		µg/L	11/11/2022	EPA 8260
Bromodichloromethane	ND	1.0		µg/L	11/11/2022	EPA 8260
4-Methyl-2-pentanone (MIBK)	ND	10		µg/L	11/11/2022	EPA 8260
cis-1,3-Dichloropropene	ND	0.50		µg/L	11/11/2022	EPA 8260
trans-1,3-Dichloropropene	ND	0.50		µg/L	11/11/2022	EPA 8260
1,1,2-Trichloroethane	ND	1.0		µg/L	11/11/2022	EPA 8260
Toluene	ND	0.50		µg/L	11/11/2022	EPA 8260
1,3-Dichloropropane	ND	1.0		µg/L	11/11/2022	EPA 8260
2-Hexanone	ND	5.0		µg/L	11/11/2022	EPA 8260
Dibromochloromethane	ND	1.0		µg/L	11/11/2022	EPA 8260

ALPHA ANALYTICAL INC.

Alpha Analytical, Inc.
255 Glendale Ave, #21
Sparks, Nevada 89431
TEL: (775) 355-1044 FAX: (775) 355-0406
Website: www.alpha-analytical.com

Analytical Report

WO#: **CHH2211107**
Report Date: **11/17/2022**

CLIENT: CH2M Hill
Collection Date: 11/4/2022 7:51:00 AM
Project: DFSP Norwalk
Lab ID: 2211107-02
Matrix: AQUEOUS
Client Sample ID: PZ-2

Analyses	Result	RL	Qual	Units	Date Analyzed	Method
1,2-Dibromoethane (EDB)	ND	2.0		µg/L	11/11/2022	EPA 8260
Tetrachloroethene	ND	1.0		µg/L	11/11/2022	EPA 8260
1,1,1,2-Tetrachloroethane	ND	1.0		µg/L	11/11/2022	EPA 8260
Chlorobenzene	ND	1.0		µg/L	11/11/2022	EPA 8260
Ethylbenzene	ND	0.50		µg/L	11/11/2022	EPA 8260
m,p-Xylene	ND	0.50		µg/L	11/11/2022	EPA 8260
Bromoform	ND	1.0		µg/L	11/11/2022	EPA 8260
Xylenes, Total	ND	0.50		µg/L	11/11/2022	EPA 8260
Styrene	ND	1.0		µg/L	11/11/2022	EPA 8260
o-Xylene	ND	0.50		µg/L	11/11/2022	EPA 8260
1,1,2,2-Tetrachloroethane	ND	1.0		µg/L	11/11/2022	EPA 8260
1,2,3-Trichloropropane	ND	2.0		µg/L	11/11/2022	EPA 8260
Isopropylbenzene	ND	1.0		µg/L	11/11/2022	EPA 8260
Bromobenzene	ND	1.0		µg/L	11/11/2022	EPA 8260
n-Propylbenzene	ND	1.0		µg/L	11/11/2022	EPA 8260
4-Chlorotoluene	ND	1.0		µg/L	11/11/2022	EPA 8260
2-Chlorotoluene	ND	1.0		µg/L	11/11/2022	EPA 8260
1,3,5-Trimethylbenzene	ND	1.0		µg/L	11/11/2022	EPA 8260
tert-Butylbenzene	ND	1.0		µg/L	11/11/2022	EPA 8260
1,2,4-Trimethylbenzene	ND	1.0		µg/L	11/11/2022	EPA 8260
sec-Butylbenzene	ND	1.0		µg/L	11/11/2022	EPA 8260
1,3-Dichlorobenzene	ND	1.0		µg/L	11/11/2022	EPA 8260
1,4-Dichlorobenzene	ND	1.0		µg/L	11/11/2022	EPA 8260
4-Isopropyltoluene	ND	1.0		µg/L	11/11/2022	EPA 8260
1,2-Dichlorobenzene	ND	1.0		µg/L	11/11/2022	EPA 8260
n-Butylbenzene	ND	1.0		µg/L	11/11/2022	EPA 8260
1,2-Dibromo-3-chloropropane (DBCP)	ND	5.0		µg/L	11/11/2022	EPA 8260
1,2,4-Trichlorobenzene	ND	2.0		µg/L	11/11/2022	EPA 8260
Naphthalene	ND	10		µg/L	11/11/2022	EPA 8260
1,2,3-Trichlorobenzene	ND	2.0		µg/L	11/11/2022	EPA 8260
Surr: 1,2-Dichloroethane-d4	108	70-130		%Rec	11/11/2022	EPA 8260
Surr: Toluene-d8	102	70-130		%Rec	11/11/2022	EPA 8260
Surr: 4-Bromofluorobenzene	97	70-130		%Rec	11/11/2022	EPA 8260

ALPHA ANALYTICAL INC.

Alpha Analytical, Inc.
255 Glendale Ave, #21
Sparks, Nevada 89431
TEL: (775) 355-1044 FAX: (775) 355-0406
Website: www.alpha-analytical.com

Analytical Report

WO#: **CHH2211107**
Report Date: **11/17/2022**

CLIENT: CH2M Hill
Collection Date: 11/4/2022
Project: DFSP Norwalk
Lab ID: 2211107-03
Matrix: AQUEOUS
Client Sample ID: DUP-5

Analyses	Result	RL	Qual	Units	Date Analyzed	Method
TPH-E (DRO)	0.45	0.050		mg/L	11/9/2022	EPA 8015C
Surr: Nonane	101	63-125		%Rec	11/9/2022	EPA 8015C
TPH-P (GRO)	ND	0.10		mg/L	11/11/2022	EPA 8015C
Surr: 1,2-Dichloroethane-d4	108	70-130		%Rec	11/11/2022	EPA 8015C
Surr: Toluene-d8	106	70-130		%Rec	11/11/2022	EPA 8015C
Surr: 4-Bromofluorobenzene	94	70-130		%Rec	11/11/2022	EPA 8015C
NOTES: Reporting Limit(s) increased due to sample foaming.						
Dichlorodifluoromethane	ND	1.0		µg/L	11/11/2022	EPA 8260
Chloromethane	ND	4.0		µg/L	11/11/2022	EPA 8260
Vinyl chloride	ND	1.0		µg/L	11/11/2022	EPA 8260
Chloroethane	ND	1.0		µg/L	11/11/2022	EPA 8260
Bromomethane	ND	4.0		µg/L	11/11/2022	EPA 8260
Trichlorofluoromethane	ND	10		µg/L	11/11/2022	EPA 8260
Acetone	ND	20		µg/L	11/11/2022	EPA 8260
1,1-Dichloroethene	ND	1.0		µg/L	11/11/2022	EPA 8260
Tertiary Butyl Alcohol (TBA)	ND	10		µg/L	11/11/2022	EPA 8260
Dichloromethane	ND	5.0		µg/L	11/11/2022	EPA 8260
Freon-113	ND	10		µg/L	11/11/2022	EPA 8260
Carbon disulfide	ND	5.0		µg/L	11/11/2022	EPA 8260
trans-1,2-Dichloroethene	ND	1.0		µg/L	11/11/2022	EPA 8260
Methyl tert-butyl ether (MTBE)	0.89	0.50		µg/L	11/11/2022	EPA 8260
1,1-Dichloroethane	ND	1.0		µg/L	11/11/2022	EPA 8260
Vinyl acetate	ND	100		µg/L	11/11/2022	EPA 8260
2-Butanone (MEK)	ND	20		µg/L	11/11/2022	EPA 8260
Di-isopropyl Ether (DIPE)	ND	1.0		µg/L	11/11/2022	EPA 8260
cis-1,2-Dichloroethene	ND	1.0		µg/L	11/11/2022	EPA 8260
Bromochloromethane	ND	1.0		µg/L	11/11/2022	EPA 8260
Chloroform	ND	1.0		µg/L	11/11/2022	EPA 8260
Ethyl Tertiary Butyl Ether (ETBE)	ND	1.0		µg/L	11/11/2022	EPA 8260
2,2-Dichloropropane	ND	1.0		µg/L	11/11/2022	EPA 8260
1,2-Dichloroethane	ND	1.0		µg/L	11/11/2022	EPA 8260
1,1,1-Trichloroethane	ND	1.0		µg/L	11/11/2022	EPA 8260
1,1-Dichloropropene	ND	1.0		µg/L	11/11/2022	EPA 8260
Carbon tetrachloride	ND	1.0		µg/L	11/11/2022	EPA 8260
Benzene	ND	0.50		µg/L	11/11/2022	EPA 8260
Tertiary Amyl Methyl Ether (TAME)	ND	1.0		µg/L	11/11/2022	EPA 8260
Dibromomethane	ND	1.0		µg/L	11/11/2022	EPA 8260
1,2-Dichloropropane	ND	1.0		µg/L	11/11/2022	EPA 8260
Trichloroethene	ND	1.0		µg/L	11/11/2022	EPA 8260
Bromodichloromethane	ND	1.0		µg/L	11/11/2022	EPA 8260
4-Methyl-2-pentanone (MIBK)	ND	10		µg/L	11/11/2022	EPA 8260
cis-1,3-Dichloropropene	ND	1.0		µg/L	11/11/2022	EPA 8260
trans-1,3-Dichloropropene	ND	1.0		µg/L	11/11/2022	EPA 8260
1,1,2-Trichloroethane	ND	1.0		µg/L	11/11/2022	EPA 8260
Toluene	ND	0.50		µg/L	11/11/2022	EPA 8260
1,3-Dichloropropane	ND	1.0		µg/L	11/11/2022	EPA 8260

ALPHA ANALYTICAL INC.

Alpha Analytical, Inc.
255 Glendale Ave, #21
Sparks, Nevada 89431
TEL: (775) 355-1044 FAX: (775) 355-0406
Website: www.alpha-analytical.com

Analytical Report

WO#: **CHH2211107**
Report Date: **11/17/2022**

CLIENT: CH2M Hill
Collection Date: 11/4/2022
Project: DFSP Norwalk
Lab ID: 2211107-03
Matrix: AQUEOUS
Client Sample ID: DUP-5

Analyses	Result	RL	Qual	Units	Date Analyzed	Method
2-Hexanone	ND	10		µg/L	11/11/2022	EPA 8260
Dibromochloromethane	ND	1.0		µg/L	11/11/2022	EPA 8260
1,2-Dibromoethane (EDB)	ND	4.0		µg/L	11/11/2022	EPA 8260
Tetrachloroethene	ND	1.0		µg/L	11/11/2022	EPA 8260
1,1,1,2-Tetrachloroethane	ND	1.0		µg/L	11/11/2022	EPA 8260
Chlorobenzene	ND	1.0		µg/L	11/11/2022	EPA 8260
Ethylbenzene	ND	0.50		µg/L	11/11/2022	EPA 8260
m,p-Xylene	ND	0.50		µg/L	11/11/2022	EPA 8260
Bromoform	ND	1.0		µg/L	11/11/2022	EPA 8260
Xylenes, Total	ND	0.50		µg/L	11/11/2022	EPA 8260
Styrene	ND	1.0		µg/L	11/11/2022	EPA 8260
o-Xylene	ND	0.50		µg/L	11/11/2022	EPA 8260
1,1,2,2-Tetrachloroethane	ND	1.0		µg/L	11/11/2022	EPA 8260
1,2,3-Trichloropropane	ND	4.0		µg/L	11/11/2022	EPA 8260
Isopropylbenzene	ND	1.0		µg/L	11/11/2022	EPA 8260
Bromobenzene	ND	1.0		µg/L	11/11/2022	EPA 8260
n-Propylbenzene	ND	1.0		µg/L	11/11/2022	EPA 8260
4-Chlorotoluene	ND	1.0		µg/L	11/11/2022	EPA 8260
2-Chlorotoluene	ND	1.0		µg/L	11/11/2022	EPA 8260
1,3,5-Trimethylbenzene	ND	1.0		µg/L	11/11/2022	EPA 8260
tert-Butylbenzene	ND	1.0		µg/L	11/11/2022	EPA 8260
1,2,4-Trimethylbenzene	ND	1.0		µg/L	11/11/2022	EPA 8260
sec-Butylbenzene	ND	1.0		µg/L	11/11/2022	EPA 8260
1,3-Dichlorobenzene	ND	1.0		µg/L	11/11/2022	EPA 8260
1,4-Dichlorobenzene	ND	1.0		µg/L	11/11/2022	EPA 8260
4-Isopropyltoluene	ND	1.0		µg/L	11/11/2022	EPA 8260
1,2-Dichlorobenzene	ND	1.0		µg/L	11/11/2022	EPA 8260
n-Butylbenzene	ND	1.0		µg/L	11/11/2022	EPA 8260
1,2-Dibromo-3-chloropropane (DBCP)	ND	6.0		µg/L	11/11/2022	EPA 8260
1,2,4-Trichlorobenzene	ND	4.0		µg/L	11/11/2022	EPA 8260
Naphthalene	ND	10		µg/L	11/11/2022	EPA 8260
1,2,3-Trichlorobenzene	ND	4.0		µg/L	11/11/2022	EPA 8260
Surr: 1,2-Dichloroethane-d4	108	70-130		%Rec	11/11/2022	EPA 8260
Surr: Toluene-d8	106	70-130		%Rec	11/11/2022	EPA 8260
Surr: 4-Bromofluorobenzene	94	70-130		%Rec	11/11/2022	EPA 8260

NOTES:
Reporting Limit(s) increased due to sample foaming.

ALPHA ANALYTICAL INC.

Alpha Analytical, Inc.
255 Glendale Ave, #21
Sparks, Nevada 89431
TEL: (775) 355-1044 FAX: (775) 355-0406
Website: www.alpha-analytical.com

Analytical Report

WO#: **CHH2211107**
Report Date: **11/17/2022**

CLIENT: CH2M Hill
Collection Date: 11/4/2022 8:23:00 AM
Project: DFSP Norwalk
Lab ID: 2211107-04
Matrix: AQUEOUS
Client Sample ID: GMW-10

Analyses	Result	RL	Qual	Units	Date Analyzed	Method
TPH-E (DRO)	2.4	0.050		mg/L	11/9/2022	EPA 8015C
Surr: Nonane	105	63-125		%Rec	11/9/2022	EPA 8015C
TPH-P (GRO)	0.25	0.20		mg/L	11/11/2022	EPA 8015C
Surr: 1,2-Dichloroethane-d4	106	70-130		%Rec	11/11/2022	EPA 8015C
Surr: Toluene-d8	96	70-130		%Rec	11/11/2022	EPA 8015C
Surr: 4-Bromofluorobenzene	104	70-130		%Rec	11/11/2022	EPA 8015C
Dichlorodifluoromethane	ND	2.0		µg/L	11/11/2022	EPA 8260
Chloromethane	ND	8.0		µg/L	11/11/2022	EPA 8260
Vinyl chloride	ND	2.0		µg/L	11/11/2022	EPA 8260
Chloroethane	ND	2.0		µg/L	11/11/2022	EPA 8260
Bromomethane	ND	8.0		µg/L	11/11/2022	EPA 8260
Trichlorofluoromethane	ND	10		µg/L	11/11/2022	EPA 8260
Acetone	ND	40		µg/L	11/11/2022	EPA 8260
1,1-Dichloroethene	ND	2.0		µg/L	11/11/2022	EPA 8260
Tertiary Butyl Alcohol (TBA)	ND	20		µg/L	11/11/2022	EPA 8260
Dichloromethane	ND	8.0		µg/L	11/11/2022	EPA 8260
Freon-113	ND	10		µg/L	11/11/2022	EPA 8260
Carbon disulfide	ND	10		µg/L	11/11/2022	EPA 8260
trans-1,2-Dichloroethene	ND	2.0		µg/L	11/11/2022	EPA 8260
Methyl tert-butyl ether (MTBE)	1.1	1.0		µg/L	11/11/2022	EPA 8260
1,1-Dichloroethane	ND	2.0		µg/L	11/11/2022	EPA 8260
Vinyl acetate	ND	200		µg/L	11/11/2022	EPA 8260
2-Butanone (MEK)	ND	40		µg/L	11/11/2022	EPA 8260
Di-isopropyl Ether (DIPE)	ND	2.0		µg/L	11/11/2022	EPA 8260
cis-1,2-Dichloroethene	ND	2.0		µg/L	11/11/2022	EPA 8260
Bromochloromethane	ND	2.0		µg/L	11/11/2022	EPA 8260
Chloroform	ND	2.0		µg/L	11/11/2022	EPA 8260
Ethyl Tertiary Butyl Ether (ETBE)	ND	2.0		µg/L	11/11/2022	EPA 8260
2,2-Dichloropropane	ND	2.0		µg/L	11/11/2022	EPA 8260
1,2-Dichloroethane	ND	2.0		µg/L	11/11/2022	EPA 8260
1,1,1-Trichloroethane	ND	2.0		µg/L	11/11/2022	EPA 8260
1,1-Dichloropropene	ND	2.0		µg/L	11/11/2022	EPA 8260
Carbon tetrachloride	ND	2.0		µg/L	11/11/2022	EPA 8260
Benzene	8.7	1.0		µg/L	11/11/2022	EPA 8260
Tertiary Amyl Methyl Ether (TAME)	ND	2.0		µg/L	11/11/2022	EPA 8260
Dibromomethane	ND	2.0		µg/L	11/11/2022	EPA 8260
1,2-Dichloropropane	ND	2.0		µg/L	11/11/2022	EPA 8260
Trichloroethene	ND	2.0		µg/L	11/11/2022	EPA 8260
Bromodichloromethane	ND	2.0		µg/L	11/11/2022	EPA 8260
4-Methyl-2-pentanone (MIBK)	ND	10		µg/L	11/11/2022	EPA 8260
cis-1,3-Dichloropropene	ND	2.0		µg/L	11/11/2022	EPA 8260
trans-1,3-Dichloropropene	ND	2.0		µg/L	11/11/2022	EPA 8260
1,1,2-Trichloroethane	ND	2.0		µg/L	11/11/2022	EPA 8260
Toluene	1.2	1.0		µg/L	11/11/2022	EPA 8260
1,3-Dichloropropane	ND	2.0		µg/L	11/11/2022	EPA 8260
2-Hexanone	ND	20		µg/L	11/11/2022	EPA 8260
Dibromochloromethane	ND	2.0		µg/L	11/11/2022	EPA 8260

ALPHA ANALYTICAL INC.

Alpha Analytical, Inc.
255 Glendale Ave, #21
Sparks, Nevada 89431
TEL: (775) 355-1044 FAX: (775) 355-0406
Website: www.alpha-analytical.com

Analytical Report

WO#: **CHH2211107**
Report Date: **11/17/2022**

CLIENT: CH2M Hill
Collection Date: 11/4/2022 8:23:00 AM
Project: DFSP Norwalk
Lab ID: 2211107-04
Matrix: AQUEOUS
Client Sample ID: GMW-10

Analyses	Result	RL	Qual	Units	Date Analyzed	Method
1,2-Dibromoethane (EDB)	ND	8.0		µg/L	11/11/2022	EPA 8260
Tetrachloroethene	ND	2.0		µg/L	11/11/2022	EPA 8260
1,1,1,2-Tetrachloroethane	ND	2.0		µg/L	11/11/2022	EPA 8260
Chlorobenzene	ND	2.0		µg/L	11/11/2022	EPA 8260
Ethylbenzene	6.4	1.0		µg/L	11/11/2022	EPA 8260
m,p-Xylene	19	1.0		µg/L	11/11/2022	EPA 8260
Bromoform	ND	2.0		µg/L	11/11/2022	EPA 8260
Xylenes, Total	22	1.0		µg/L	11/11/2022	EPA 8260
Styrene	ND	2.0		µg/L	11/11/2022	EPA 8260
o-Xylene	3.7	1.0		µg/L	11/11/2022	EPA 8260
1,1,2,2-Tetrachloroethane	ND	2.0		µg/L	11/11/2022	EPA 8260
1,2,3-Trichloropropane	ND	8.0		µg/L	11/11/2022	EPA 8260
Isopropylbenzene	ND	2.0		µg/L	11/11/2022	EPA 8260
Bromobenzene	ND	2.0		µg/L	11/11/2022	EPA 8260
n-Propylbenzene	ND	2.0		µg/L	11/11/2022	EPA 8260
4-Chlorotoluene	ND	2.0		µg/L	11/11/2022	EPA 8260
2-Chlorotoluene	ND	2.0		µg/L	11/11/2022	EPA 8260
1,3,5-Trimethylbenzene	3.1	2.0		µg/L	11/11/2022	EPA 8260
tert-Butylbenzene	ND	2.0		µg/L	11/11/2022	EPA 8260
1,2,4-Trimethylbenzene	2.6	2.0		µg/L	11/11/2022	EPA 8260
sec-Butylbenzene	ND	2.0		µg/L	11/11/2022	EPA 8260
1,3-Dichlorobenzene	ND	2.0		µg/L	11/11/2022	EPA 8260
1,4-Dichlorobenzene	ND	2.0		µg/L	11/11/2022	EPA 8260
4-Isopropyltoluene	ND	2.0		µg/L	11/11/2022	EPA 8260
1,2-Dichlorobenzene	ND	2.0		µg/L	11/11/2022	EPA 8260
n-Butylbenzene	ND	2.0		µg/L	11/11/2022	EPA 8260
1,2-Dibromo-3-chloropropane (DBCP)	ND	12		µg/L	11/11/2022	EPA 8260
1,2,4-Trichlorobenzene	ND	8.0		µg/L	11/11/2022	EPA 8260
Naphthalene	ND	10		µg/L	11/11/2022	EPA 8260
1,2,3-Trichlorobenzene	ND	8.0		µg/L	11/11/2022	EPA 8260
Surr: 1,2-Dichloroethane-d4	106	70-130		%Rec	11/11/2022	EPA 8260
Surr: Toluene-d8	96	70-130		%Rec	11/11/2022	EPA 8260
Surr: 4-Bromofluorobenzene	104	70-130		%Rec	11/11/2022	EPA 8260

NOTES:
Reporting Limit(s) increased due to sample foaming.

ALPHA ANALYTICAL INC.

Alpha Analytical, Inc.
255 Glendale Ave, #21
Sparks, Nevada 89431
TEL: (775) 355-1044 FAX: (775) 355-0406
Website: www.alpha-analytical.com

Analytical Report

WO#: **CHH2211107**
Report Date: **11/17/2022**

CLIENT: CH2M Hill
Collection Date: 11/4/2022
Project: DFSP Norwalk
Lab ID: 2211107-05
Matrix: AQUEOUS
Client Sample ID: DUP-6

Analyses	Result	RL	Qual	Units	Date Analyzed	Method
TPH-E (DRO)	2.4	0.050		mg/L	11/9/2022	EPA 8015C
Surr: Nonane	105	63-125		%Rec	11/9/2022	EPA 8015C
TPH-P (GRO)	0.29	0.20		mg/L	11/11/2022	EPA 8015C
Surr: 1,2-Dichloroethane-d4	103	70-130		%Rec	11/11/2022	EPA 8015C
Surr: Toluene-d8	98	70-130		%Rec	11/11/2022	EPA 8015C
Surr: 4-Bromofluorobenzene	105	70-130		%Rec	11/11/2022	EPA 8015C
Dichlorodifluoromethane	ND	2.0		µg/L	11/11/2022	EPA 8260
Chloromethane	ND	8.0		µg/L	11/11/2022	EPA 8260
Vinyl chloride	ND	2.0		µg/L	11/11/2022	EPA 8260
Chloroethane	ND	2.0		µg/L	11/11/2022	EPA 8260
Bromomethane	ND	8.0		µg/L	11/11/2022	EPA 8260
Trichlorofluoromethane	ND	10		µg/L	11/11/2022	EPA 8260
Acetone	ND	40		µg/L	11/11/2022	EPA 8260
1,1-Dichloroethene	ND	2.0		µg/L	11/11/2022	EPA 8260
Tertiary Butyl Alcohol (TBA)	ND	20		µg/L	11/11/2022	EPA 8260
Dichloromethane	ND	8.0		µg/L	11/11/2022	EPA 8260
Freon-113	ND	10		µg/L	11/11/2022	EPA 8260
Carbon disulfide	ND	10		µg/L	11/11/2022	EPA 8260
trans-1,2-Dichloroethene	ND	2.0		µg/L	11/11/2022	EPA 8260
Methyl tert-butyl ether (MTBE)	1.2	1.0		µg/L	11/11/2022	EPA 8260
1,1-Dichloroethane	ND	2.0		µg/L	11/11/2022	EPA 8260
Vinyl acetate	ND	200		µg/L	11/11/2022	EPA 8260
2-Butanone (MEK)	ND	40		µg/L	11/11/2022	EPA 8260
Di-isopropyl Ether (DIPE)	ND	2.0		µg/L	11/11/2022	EPA 8260
cis-1,2-Dichloroethene	ND	2.0		µg/L	11/11/2022	EPA 8260
Bromochloromethane	ND	2.0		µg/L	11/11/2022	EPA 8260
Chloroform	ND	2.0		µg/L	11/11/2022	EPA 8260
Ethyl Tertiary Butyl Ether (ETBE)	ND	2.0		µg/L	11/11/2022	EPA 8260
2,2-Dichloropropane	ND	2.0		µg/L	11/11/2022	EPA 8260
1,2-Dichloroethane	ND	2.0		µg/L	11/11/2022	EPA 8260
1,1,1-Trichloroethane	ND	2.0		µg/L	11/11/2022	EPA 8260
1,1-Dichloropropene	ND	2.0		µg/L	11/11/2022	EPA 8260
Carbon tetrachloride	ND	2.0		µg/L	11/11/2022	EPA 8260
Benzene	9.9	1.0		µg/L	11/11/2022	EPA 8260
Tertiary Amyl Methyl Ether (TAME)	ND	2.0		µg/L	11/11/2022	EPA 8260
Dibromomethane	ND	2.0		µg/L	11/11/2022	EPA 8260
1,2-Dichloropropane	ND	2.0		µg/L	11/11/2022	EPA 8260
Trichloroethene	ND	2.0		µg/L	11/11/2022	EPA 8260
Bromodichloromethane	ND	2.0		µg/L	11/11/2022	EPA 8260
4-Methyl-2-pentanone (MIBK)	ND	10		µg/L	11/11/2022	EPA 8260
cis-1,3-Dichloropropene	ND	2.0		µg/L	11/11/2022	EPA 8260
trans-1,3-Dichloropropene	ND	2.0		µg/L	11/11/2022	EPA 8260
1,1,2-Trichloroethane	ND	2.0		µg/L	11/11/2022	EPA 8260
Toluene	1.3	1.0		µg/L	11/11/2022	EPA 8260
1,3-Dichloropropane	ND	2.0		µg/L	11/11/2022	EPA 8260
2-Hexanone	ND	20		µg/L	11/11/2022	EPA 8260
Dibromochloromethane	ND	2.0		µg/L	11/11/2022	EPA 8260

ALPHA ANALYTICAL INC.

Alpha Analytical, Inc.
255 Glendale Ave, #21
Sparks, Nevada 89431
TEL: (775) 355-1044 FAX: (775) 355-0406
Website: www.alpha-analytical.com

Analytical Report

WO#: **CHH2211107**
Report Date: **11/17/2022**

CLIENT: CH2M Hill
Collection Date: 11/4/2022
Project: DFSP Norwalk
Lab ID: 2211107-05
Matrix: AQUEOUS
Client Sample ID: DUP-6

Analyses	Result	RL	Qual	Units	Date Analyzed	Method
1,2-Dibromoethane (EDB)	ND	8.0		µg/L	11/11/2022	EPA 8260
Tetrachloroethene	ND	2.0		µg/L	11/11/2022	EPA 8260
1,1,1,2-Tetrachloroethane	ND	2.0		µg/L	11/11/2022	EPA 8260
Chlorobenzene	ND	2.0		µg/L	11/11/2022	EPA 8260
Ethylbenzene	7.1	1.0		µg/L	11/11/2022	EPA 8260
m,p-Xylene	20	1.0		µg/L	11/11/2022	EPA 8260
Bromoform	ND	2.0		µg/L	11/11/2022	EPA 8260
Xylenes, Total	24	1.0		µg/L	11/11/2022	EPA 8260
Styrene	ND	2.0		µg/L	11/11/2022	EPA 8260
o-Xylene	3.9	1.0		µg/L	11/11/2022	EPA 8260
1,1,2,2-Tetrachloroethane	ND	2.0		µg/L	11/11/2022	EPA 8260
1,2,3-Trichloropropane	ND	8.0		µg/L	11/11/2022	EPA 8260
Isopropylbenzene	ND	2.0		µg/L	11/11/2022	EPA 8260
Bromobenzene	ND	2.0		µg/L	11/11/2022	EPA 8260
n-Propylbenzene	ND	2.0		µg/L	11/11/2022	EPA 8260
4-Chlorotoluene	ND	2.0		µg/L	11/11/2022	EPA 8260
2-Chlorotoluene	ND	2.0		µg/L	11/11/2022	EPA 8260
1,3,5-Trimethylbenzene	3.4	2.0		µg/L	11/11/2022	EPA 8260
tert-Butylbenzene	ND	2.0		µg/L	11/11/2022	EPA 8260
1,2,4-Trimethylbenzene	2.9	2.0		µg/L	11/11/2022	EPA 8260
sec-Butylbenzene	ND	2.0		µg/L	11/11/2022	EPA 8260
1,3-Dichlorobenzene	ND	2.0		µg/L	11/11/2022	EPA 8260
1,4-Dichlorobenzene	ND	2.0		µg/L	11/11/2022	EPA 8260
4-Isopropyltoluene	ND	2.0		µg/L	11/11/2022	EPA 8260
1,2-Dichlorobenzene	ND	2.0		µg/L	11/11/2022	EPA 8260
n-Butylbenzene	ND	2.0		µg/L	11/11/2022	EPA 8260
1,2-Dibromo-3-chloropropane (DBCP)	ND	12		µg/L	11/11/2022	EPA 8260
1,2,4-Trichlorobenzene	ND	8.0		µg/L	11/11/2022	EPA 8260
Naphthalene	ND	10		µg/L	11/11/2022	EPA 8260
1,2,3-Trichlorobenzene	ND	8.0		µg/L	11/11/2022	EPA 8260
Surr: 1,2-Dichloroethane-d4	103	70-130		%Rec	11/11/2022	EPA 8260
Surr: Toluene-d8	98	70-130		%Rec	11/11/2022	EPA 8260
Surr: 4-Bromofluorobenzene	105	70-130		%Rec	11/11/2022	EPA 8260

NOTES:
Reporting Limit(s) increased due to sample foaming.

ALPHA ANALYTICAL INC.

Alpha Analytical, Inc.
255 Glendale Ave, #21
Sparks, Nevada 89431
TEL: (775) 355-1044 FAX: (775) 355-0406
Website: www.alpha-analytical.com

Analytical Report

WO#: **CHH2211107**
Report Date: **11/17/2022**

CLIENT: CH2M Hill
Collection Date: 11/4/2022 8:59:00 AM
Project: DFSP Norwalk
Lab ID: 2211107-06
Matrix: AQUEOUS
Client Sample ID: MW-SF-1

Analyses	Result	RL	Qual	Units	Date Analyzed	Method
TPH-E (DRO)	1.3	0.050		mg/L	11/9/2022	EPA 8015C
Surr: Nonane	103	63-125		%Rec	11/9/2022	EPA 8015C
TPH-P (GRO)	ND	0.50		mg/L	11/11/2022	EPA 8015C
Surr: 1,2-Dichloroethane-d4	104	70-130		%Rec	11/11/2022	EPA 8015C
Surr: Toluene-d8	108	70-130		%Rec	11/11/2022	EPA 8015C
Surr: 4-Bromofluorobenzene	101	70-130		%Rec	11/11/2022	EPA 8015C
NOTES: Reporting Limit(s) increased due to sample foaming.						
Dichlorodifluoromethane	ND	5.0		µg/L	11/11/2022	EPA 8260
Chloromethane	ND	20		µg/L	11/11/2022	EPA 8260
Vinyl chloride	ND	5.0		µg/L	11/11/2022	EPA 8260
Chloroethane	ND	5.0		µg/L	11/11/2022	EPA 8260
Bromomethane	ND	20		µg/L	11/11/2022	EPA 8260
Trichlorofluoromethane	ND	10		µg/L	11/11/2022	EPA 8260
Acetone	ND	100		µg/L	11/11/2022	EPA 8260
1,1-Dichloroethene	ND	5.0		µg/L	11/11/2022	EPA 8260
Tertiary Butyl Alcohol (TBA)	ND	50		µg/L	11/11/2022	EPA 8260
Dichloromethane	ND	20		µg/L	11/11/2022	EPA 8260
Freon-113	ND	10		µg/L	11/11/2022	EPA 8260
Carbon disulfide	ND	25		µg/L	11/11/2022	EPA 8260
trans-1,2-Dichloroethene	ND	5.0		µg/L	11/11/2022	EPA 8260
Methyl tert-butyl ether (MTBE)	3.0	2.5		µg/L	11/11/2022	EPA 8260
1,1-Dichloroethane	ND	5.0		µg/L	11/11/2022	EPA 8260
Vinyl acetate	ND	500		µg/L	11/11/2022	EPA 8260
2-Butanone (MEK)	ND	100		µg/L	11/11/2022	EPA 8260
Di-isopropyl Ether (DIPE)	11	5.0		µg/L	11/11/2022	EPA 8260
cis-1,2-Dichloroethene	ND	5.0		µg/L	11/11/2022	EPA 8260
Bromochloromethane	ND	5.0		µg/L	11/11/2022	EPA 8260
Chloroform	ND	5.0		µg/L	11/11/2022	EPA 8260
Ethyl Tertiary Butyl Ether (ETBE)	ND	5.0		µg/L	11/11/2022	EPA 8260
2,2-Dichloropropane	ND	5.0		µg/L	11/11/2022	EPA 8260
1,2-Dichloroethane	ND	5.0		µg/L	11/11/2022	EPA 8260
1,1,1-Trichloroethane	ND	5.0		µg/L	11/11/2022	EPA 8260
1,1-Dichloropropene	ND	5.0		µg/L	11/11/2022	EPA 8260
Carbon tetrachloride	ND	5.0		µg/L	11/11/2022	EPA 8260
Benzene	ND	2.5		µg/L	11/11/2022	EPA 8260
Tertiary Amyl Methyl Ether (TAME)	ND	5.0		µg/L	11/11/2022	EPA 8260
Dibromomethane	ND	5.0		µg/L	11/11/2022	EPA 8260
1,2-Dichloropropane	ND	5.0		µg/L	11/11/2022	EPA 8260
Trichloroethene	ND	5.0		µg/L	11/11/2022	EPA 8260
Bromodichloromethane	ND	5.0		µg/L	11/11/2022	EPA 8260
4-Methyl-2-pentanone (MIBK)	ND	25		µg/L	11/11/2022	EPA 8260
cis-1,3-Dichloropropene	ND	5.0		µg/L	11/11/2022	EPA 8260
trans-1,3-Dichloropropene	ND	5.0		µg/L	11/11/2022	EPA 8260
1,1,2-Trichloroethane	ND	5.0		µg/L	11/11/2022	EPA 8260
Toluene	ND	2.5		µg/L	11/11/2022	EPA 8260
1,3-Dichloropropane	ND	5.0		µg/L	11/11/2022	EPA 8260

ALPHA ANALYTICAL INC.

Alpha Analytical, Inc.
255 Glendale Ave, #21
Sparks, Nevada 89431
TEL: (775) 355-1044 FAX: (775) 355-0406
Website: www.alpha-analytical.com

Analytical Report

WO#: **CHH2211107**
Report Date: **11/17/2022**

CLIENT: CH2M Hill
Collection Date: 11/4/2022 8:59:00 AM
Project: DFSP Norwalk
Lab ID: 2211107-06
Matrix: AQUEOUS
Client Sample ID: MW-SF-1

Analyses	Result	RL	Qual	Units	Date Analyzed	Method
2-Hexanone	ND	50		µg/L	11/11/2022	EPA 8260
Dibromochloromethane	ND	5.0		µg/L	11/11/2022	EPA 8260
1,2-Dibromoethane (EDB)	ND	20		µg/L	11/11/2022	EPA 8260
Tetrachloroethene	ND	5.0		µg/L	11/11/2022	EPA 8260
1,1,1,2-Tetrachloroethane	ND	5.0		µg/L	11/11/2022	EPA 8260
Chlorobenzene	ND	5.0		µg/L	11/11/2022	EPA 8260
Ethylbenzene	ND	2.5		µg/L	11/11/2022	EPA 8260
m,p-Xylene	ND	2.5		µg/L	11/11/2022	EPA 8260
Bromoform	ND	5.0		µg/L	11/11/2022	EPA 8260
Xylenes, Total	ND	2.5		µg/L	11/11/2022	EPA 8260
Styrene	ND	5.0		µg/L	11/11/2022	EPA 8260
o-Xylene	ND	2.5		µg/L	11/11/2022	EPA 8260
1,1,2,2-Tetrachloroethane	ND	5.0		µg/L	11/11/2022	EPA 8260
1,2,3-Trichloropropane	ND	20		µg/L	11/11/2022	EPA 8260
Isopropylbenzene	ND	5.0		µg/L	11/11/2022	EPA 8260
Bromobenzene	ND	5.0		µg/L	11/11/2022	EPA 8260
n-Propylbenzene	ND	5.0		µg/L	11/11/2022	EPA 8260
4-Chlorotoluene	ND	5.0		µg/L	11/11/2022	EPA 8260
2-Chlorotoluene	ND	5.0		µg/L	11/11/2022	EPA 8260
1,3,5-Trimethylbenzene	ND	5.0		µg/L	11/11/2022	EPA 8260
tert-Butylbenzene	ND	5.0		µg/L	11/11/2022	EPA 8260
1,2,4-Trimethylbenzene	ND	5.0		µg/L	11/11/2022	EPA 8260
sec-Butylbenzene	ND	5.0		µg/L	11/11/2022	EPA 8260
1,3-Dichlorobenzene	ND	5.0		µg/L	11/11/2022	EPA 8260
1,4-Dichlorobenzene	ND	5.0		µg/L	11/11/2022	EPA 8260
4-Isopropyltoluene	ND	5.0		µg/L	11/11/2022	EPA 8260
1,2-Dichlorobenzene	ND	5.0		µg/L	11/11/2022	EPA 8260
n-Butylbenzene	ND	5.0		µg/L	11/11/2022	EPA 8260
1,2-Dibromo-3-chloropropane (DBCP)	ND	30		µg/L	11/11/2022	EPA 8260
1,2,4-Trichlorobenzene	ND	20		µg/L	11/11/2022	EPA 8260
Naphthalene	ND	20		µg/L	11/11/2022	EPA 8260
1,2,3-Trichlorobenzene	ND	20		µg/L	11/11/2022	EPA 8260
Surr: 1,2-Dichloroethane-d4	104	70-130		%Rec	11/11/2022	EPA 8260
Surr: Toluene-d8	108	70-130		%Rec	11/11/2022	EPA 8260
Surr: 4-Bromofluorobenzene	101	70-130		%Rec	11/11/2022	EPA 8260

NOTES:
Reporting Limit(s) increased due to sample foaming.

ALPHA ANALYTICAL INC.

Alpha Analytical, Inc.
255 Glendale Ave, #21
Sparks, Nevada 89431
TEL: (775) 355-1044 FAX: (775) 355-0406
Website: www.alpha-analytical.com

Analytical Report

WO#: **CHH2211107**
Report Date: **11/17/2022**

CLIENT: CH2M Hill
Collection Date: 11/4/2022 9:37:00 AM
Project: DFSP Norwalk
Lab ID: 2211107-07
Matrix: AQUEOUS
Client Sample ID: MW-SF-4

Analyses	Result	RL	Qual	Units	Date Analyzed	Method
TPH-E (DRO)	0.30	0.050		mg/L	11/9/2022	EPA 8015C
Surr: Nonane	97	63-125		%Rec	11/9/2022	EPA 8015C
TPH-P (GRO)	ND	0.10		mg/L	11/11/2022	EPA 8015C
Surr: 1,2-Dichloroethane-d4	105	70-130		%Rec	11/11/2022	EPA 8015C
Surr: Toluene-d8	111	70-130		%Rec	11/11/2022	EPA 8015C
Surr: 4-Bromofluorobenzene	100	70-130		%Rec	11/11/2022	EPA 8015C
NOTES: Reporting Limit(s) increased due to sample foaming.						
Dichlorodifluoromethane	ND	1.0		µg/L	11/11/2022	EPA 8260
Chloromethane	ND	4.0		µg/L	11/11/2022	EPA 8260
Vinyl chloride	ND	1.0		µg/L	11/11/2022	EPA 8260
Chloroethane	ND	1.0		µg/L	11/11/2022	EPA 8260
Bromomethane	ND	4.0		µg/L	11/11/2022	EPA 8260
Trichlorofluoromethane	ND	10		µg/L	11/11/2022	EPA 8260
Acetone	ND	20		µg/L	11/11/2022	EPA 8260
1,1-Dichloroethene	ND	1.0		µg/L	11/11/2022	EPA 8260
Tertiary Butyl Alcohol (TBA)	ND	10		µg/L	11/11/2022	EPA 8260
Dichloromethane	ND	5.0		µg/L	11/11/2022	EPA 8260
Freon-113	ND	10		µg/L	11/11/2022	EPA 8260
Carbon disulfide	ND	5.0		µg/L	11/11/2022	EPA 8260
trans-1,2-Dichloroethene	ND	1.0		µg/L	11/11/2022	EPA 8260
Methyl tert-butyl ether (MTBE)	3.9	0.50		µg/L	11/11/2022	EPA 8260
1,1-Dichloroethane	ND	1.0		µg/L	11/11/2022	EPA 8260
Vinyl acetate	ND	100		µg/L	11/11/2022	EPA 8260
2-Butanone (MEK)	ND	20		µg/L	11/11/2022	EPA 8260
Di-isopropyl Ether (DIPE)	16	1.0		µg/L	11/11/2022	EPA 8260
cis-1,2-Dichloroethene	ND	1.0		µg/L	11/11/2022	EPA 8260
Bromochloromethane	ND	1.0		µg/L	11/11/2022	EPA 8260
Chloroform	ND	1.0		µg/L	11/11/2022	EPA 8260
Ethyl Tertiary Butyl Ether (ETBE)	ND	1.0		µg/L	11/11/2022	EPA 8260
2,2-Dichloropropane	ND	1.0		µg/L	11/11/2022	EPA 8260
1,2-Dichloroethane	ND	1.0		µg/L	11/11/2022	EPA 8260
1,1,1-Trichloroethane	ND	1.0		µg/L	11/11/2022	EPA 8260
1,1-Dichloropropene	ND	1.0		µg/L	11/11/2022	EPA 8260
Carbon tetrachloride	ND	1.0		µg/L	11/11/2022	EPA 8260
Benzene	ND	0.50		µg/L	11/11/2022	EPA 8260
Tertiary Amyl Methyl Ether (TAME)	ND	1.0		µg/L	11/11/2022	EPA 8260
Dibromomethane	ND	1.0		µg/L	11/11/2022	EPA 8260
1,2-Dichloropropane	ND	1.0		µg/L	11/11/2022	EPA 8260
Trichloroethene	ND	1.0		µg/L	11/11/2022	EPA 8260
Bromodichloromethane	ND	1.0		µg/L	11/11/2022	EPA 8260
4-Methyl-2-pentanone (MIBK)	ND	10		µg/L	11/11/2022	EPA 8260
cis-1,3-Dichloropropene	ND	1.0		µg/L	11/11/2022	EPA 8260
trans-1,3-Dichloropropene	ND	1.0		µg/L	11/11/2022	EPA 8260
1,1,2-Trichloroethane	ND	1.0		µg/L	11/11/2022	EPA 8260
Toluene	ND	0.50		µg/L	11/11/2022	EPA 8260
1,3-Dichloropropane	ND	1.0		µg/L	11/11/2022	EPA 8260

ALPHA ANALYTICAL INC.

Alpha Analytical, Inc.
255 Glendale Ave, #21
Sparks, Nevada 89431
TEL: (775) 355-1044 FAX: (775) 355-0406
Website: www.alpha-analytical.com

Analytical Report

WO#: **CHH2211107**
Report Date: **11/17/2022**

CLIENT: CH2M Hill
Collection Date: 11/4/2022 9:37:00 AM
Project: DFSP Norwalk
Lab ID: 2211107-07
Matrix: AQUEOUS
Client Sample ID: MW-SF-4

Analyses	Result	RL	Qual	Units	Date Analyzed	Method
2-Hexanone	ND	10		µg/L	11/11/2022	EPA 8260
Dibromochloromethane	ND	1.0		µg/L	11/11/2022	EPA 8260
1,2-Dibromoethane (EDB)	ND	4.0		µg/L	11/11/2022	EPA 8260
Tetrachloroethene	ND	1.0		µg/L	11/11/2022	EPA 8260
1,1,1,2-Tetrachloroethane	ND	1.0		µg/L	11/11/2022	EPA 8260
Chlorobenzene	ND	1.0		µg/L	11/11/2022	EPA 8260
Ethylbenzene	ND	0.50		µg/L	11/11/2022	EPA 8260
m,p-Xylene	ND	0.50		µg/L	11/11/2022	EPA 8260
Bromoform	ND	1.0		µg/L	11/11/2022	EPA 8260
Xylenes, Total	ND	0.50		µg/L	11/11/2022	EPA 8260
Styrene	ND	1.0		µg/L	11/11/2022	EPA 8260
o-Xylene	ND	0.50		µg/L	11/11/2022	EPA 8260
1,1,2,2-Tetrachloroethane	ND	1.0		µg/L	11/11/2022	EPA 8260
1,2,3-Trichloropropane	ND	4.0		µg/L	11/11/2022	EPA 8260
Isopropylbenzene	ND	1.0		µg/L	11/11/2022	EPA 8260
Bromobenzene	ND	1.0		µg/L	11/11/2022	EPA 8260
n-Propylbenzene	ND	1.0		µg/L	11/11/2022	EPA 8260
4-Chlorotoluene	ND	1.0		µg/L	11/11/2022	EPA 8260
2-Chlorotoluene	ND	1.0		µg/L	11/11/2022	EPA 8260
1,3,5-Trimethylbenzene	ND	1.0		µg/L	11/11/2022	EPA 8260
tert-Butylbenzene	ND	1.0		µg/L	11/11/2022	EPA 8260
1,2,4-Trimethylbenzene	ND	1.0		µg/L	11/11/2022	EPA 8260
sec-Butylbenzene	ND	1.0		µg/L	11/11/2022	EPA 8260
1,3-Dichlorobenzene	ND	1.0		µg/L	11/11/2022	EPA 8260
1,4-Dichlorobenzene	ND	1.0		µg/L	11/11/2022	EPA 8260
4-Isopropyltoluene	ND	1.0		µg/L	11/11/2022	EPA 8260
1,2-Dichlorobenzene	ND	1.0		µg/L	11/11/2022	EPA 8260
n-Butylbenzene	ND	1.0		µg/L	11/11/2022	EPA 8260
1,2-Dibromo-3-chloropropane (DBCP)	ND	6.0		µg/L	11/11/2022	EPA 8260
1,2,4-Trichlorobenzene	ND	4.0		µg/L	11/11/2022	EPA 8260
Naphthalene	ND	10		µg/L	11/11/2022	EPA 8260
1,2,3-Trichlorobenzene	ND	4.0		µg/L	11/11/2022	EPA 8260
Surr: 1,2-Dichloroethane-d4	105	70-130		%Rec	11/11/2022	EPA 8260
Surr: Toluene-d8	111	70-130		%Rec	11/11/2022	EPA 8260
Surr: 4-Bromofluorobenzene	100	70-130		%Rec	11/11/2022	EPA 8260

NOTES:
Reporting Limit(s) increased due to sample foaming.

ALPHA ANALYTICAL INC.

Alpha Analytical, Inc.
255 Glendale Ave, #21
Sparks, Nevada 89431
TEL: (775) 355-1044 FAX: (775) 355-0406
Website: www.alpha-analytical.com

Analytical Report

WO#: **CHH2211107**
Report Date: **11/17/2022**

CLIENT: CH2M Hill
Collection Date: 11/4/2022 10:53:00 AM
Project: DFSP Norwalk
Lab ID: 2211107-08
Matrix: AQUEOUS
Client Sample ID: GMW-O-21

Analyses	Result	RL	Qual	Units	Date Analyzed	Method
TPH-E (DRO)	0.076	0.050		mg/L	11/9/2022	EPA 8015C
Surr: Nonane	94	63-125		%Rec	11/9/2022	EPA 8015C
TPH-P (GRO)	ND	0.050		mg/L	11/11/2022	EPA 8015C
Surr: 1,2-Dichloroethane-d4	108	70-130		%Rec	11/11/2022	EPA 8015C
Surr: Toluene-d8	108	70-130		%Rec	11/11/2022	EPA 8015C
Surr: 4-Bromofluorobenzene	101	70-130		%Rec	11/11/2022	EPA 8015C
Dichlorodifluoromethane	ND	1.0		µg/L	11/11/2022	EPA 8260
Chloromethane	ND	2.0		µg/L	11/11/2022	EPA 8260
Vinyl chloride	ND	0.50		µg/L	11/11/2022	EPA 8260
Chloroethane	ND	1.0		µg/L	11/11/2022	EPA 8260
Bromomethane	ND	2.0		µg/L	11/11/2022	EPA 8260
Trichlorofluoromethane	ND	10		µg/L	11/11/2022	EPA 8260
Acetone	ND	10		µg/L	11/11/2022	EPA 8260
1,1-Dichloroethene	ND	1.0		µg/L	11/11/2022	EPA 8260
Tertiary Butyl Alcohol (TBA)	ND	10		µg/L	11/11/2022	EPA 8260
Dichloromethane	ND	5.0		µg/L	11/11/2022	EPA 8260
Freon-113	ND	10		µg/L	11/11/2022	EPA 8260
Carbon disulfide	ND	2.5		µg/L	11/11/2022	EPA 8260
trans-1,2-Dichloroethene	ND	1.0		µg/L	11/11/2022	EPA 8260
Methyl tert-butyl ether (MTBE)	ND	0.50		µg/L	11/11/2022	EPA 8260
1,1-Dichloroethane	ND	1.0		µg/L	11/11/2022	EPA 8260
Vinyl acetate	ND	50		µg/L	11/11/2022	EPA 8260
2-Butanone (MEK)	ND	10		µg/L	11/11/2022	EPA 8260
Di-isopropyl Ether (DIPE)	ND	1.0		µg/L	11/11/2022	EPA 8260
cis-1,2-Dichloroethene	ND	1.0		µg/L	11/11/2022	EPA 8260
Bromochloromethane	ND	1.0		µg/L	11/11/2022	EPA 8260
Chloroform	ND	1.0		µg/L	11/11/2022	EPA 8260
Ethyl Tertiary Butyl Ether (ETBE)	ND	1.0		µg/L	11/11/2022	EPA 8260
2,2-Dichloropropane	ND	1.0		µg/L	11/11/2022	EPA 8260
1,2-Dichloroethane	ND	0.50		µg/L	11/11/2022	EPA 8260
1,1,1-Trichloroethane	ND	1.0		µg/L	11/11/2022	EPA 8260
1,1-Dichloropropene	ND	1.0		µg/L	11/11/2022	EPA 8260
Carbon tetrachloride	ND	1.0		µg/L	11/11/2022	EPA 8260
Benzene	ND	0.50		µg/L	11/11/2022	EPA 8260
Tertiary Amyl Methyl Ether (TAME)	ND	1.0		µg/L	11/11/2022	EPA 8260
Dibromomethane	ND	1.0		µg/L	11/11/2022	EPA 8260
1,2-Dichloropropane	ND	1.0		µg/L	11/11/2022	EPA 8260
Trichloroethene	ND	1.0		µg/L	11/11/2022	EPA 8260
Bromodichloromethane	ND	1.0		µg/L	11/11/2022	EPA 8260
4-Methyl-2-pentanone (MIBK)	ND	10		µg/L	11/11/2022	EPA 8260
cis-1,3-Dichloropropene	ND	0.50		µg/L	11/11/2022	EPA 8260
trans-1,3-Dichloropropene	ND	0.50		µg/L	11/11/2022	EPA 8260
1,1,2-Trichloroethane	ND	1.0		µg/L	11/11/2022	EPA 8260
Toluene	ND	0.50		µg/L	11/11/2022	EPA 8260
1,3-Dichloropropane	ND	1.0		µg/L	11/11/2022	EPA 8260
2-Hexanone	ND	5.0		µg/L	11/11/2022	EPA 8260
Dibromochloromethane	ND	1.0		µg/L	11/11/2022	EPA 8260

ALPHA ANALYTICAL INC.

Alpha Analytical, Inc.
255 Glendale Ave, #21
Sparks, Nevada 89431
TEL: (775) 355-1044 FAX: (775) 355-0406
Website: www.alpha-analytical.com

Analytical Report

WO#: **CHH2211107**
Report Date: **11/17/2022**

CLIENT: CH2M Hill
Collection Date: 11/4/2022 10:53:00 AM
Project: DFSP Norwalk
Lab ID: 2211107-08
Matrix: AQUEOUS
Client Sample ID: GMW-O-21

Analyses	Result	RL	Qual	Units	Date Analyzed	Method
1,2-Dibromoethane (EDB)	ND	2.0		µg/L	11/11/2022	EPA 8260
Tetrachloroethene	ND	1.0		µg/L	11/11/2022	EPA 8260
1,1,1,2-Tetrachloroethane	ND	1.0		µg/L	11/11/2022	EPA 8260
Chlorobenzene	ND	1.0		µg/L	11/11/2022	EPA 8260
Ethylbenzene	ND	0.50		µg/L	11/11/2022	EPA 8260
m,p-Xylene	ND	0.50		µg/L	11/11/2022	EPA 8260
Bromoform	ND	1.0		µg/L	11/11/2022	EPA 8260
Xylenes, Total	ND	0.50		µg/L	11/11/2022	EPA 8260
Styrene	ND	1.0		µg/L	11/11/2022	EPA 8260
o-Xylene	ND	0.50		µg/L	11/11/2022	EPA 8260
1,1,2,2-Tetrachloroethane	ND	1.0		µg/L	11/11/2022	EPA 8260
1,2,3-Trichloropropane	ND	2.0		µg/L	11/11/2022	EPA 8260
Isopropylbenzene	ND	1.0		µg/L	11/11/2022	EPA 8260
Bromobenzene	ND	1.0		µg/L	11/11/2022	EPA 8260
n-Propylbenzene	ND	1.0		µg/L	11/11/2022	EPA 8260
4-Chlorotoluene	ND	1.0		µg/L	11/11/2022	EPA 8260
2-Chlorotoluene	ND	1.0		µg/L	11/11/2022	EPA 8260
1,3,5-Trimethylbenzene	ND	1.0		µg/L	11/11/2022	EPA 8260
tert-Butylbenzene	ND	1.0		µg/L	11/11/2022	EPA 8260
1,2,4-Trimethylbenzene	ND	1.0		µg/L	11/11/2022	EPA 8260
sec-Butylbenzene	ND	1.0		µg/L	11/11/2022	EPA 8260
1,3-Dichlorobenzene	ND	1.0		µg/L	11/11/2022	EPA 8260
1,4-Dichlorobenzene	ND	1.0		µg/L	11/11/2022	EPA 8260
4-Isopropyltoluene	ND	1.0		µg/L	11/11/2022	EPA 8260
1,2-Dichlorobenzene	ND	1.0		µg/L	11/11/2022	EPA 8260
n-Butylbenzene	ND	1.0		µg/L	11/11/2022	EPA 8260
1,2-Dibromo-3-chloropropane (DBCP)	ND	5.0		µg/L	11/11/2022	EPA 8260
1,2,4-Trichlorobenzene	ND	2.0		µg/L	11/11/2022	EPA 8260
Naphthalene	ND	10		µg/L	11/11/2022	EPA 8260
1,2,3-Trichlorobenzene	ND	2.0		µg/L	11/11/2022	EPA 8260
Surr: 1,2-Dichloroethane-d4	108	70-130		%Rec	11/11/2022	EPA 8260
Surr: Toluene-d8	108	70-130		%Rec	11/11/2022	EPA 8260
Surr: 4-Bromofluorobenzene	101	70-130		%Rec	11/11/2022	EPA 8260

ALPHA ANALYTICAL INC.

Alpha Analytical, Inc.
255 Glendale Ave, #21
Sparks, Nevada 89431
TEL: (775) 355-1044 FAX: (775) 355-0406
Website: www.alpha-analytical.com

Analytical Report

WO#: **CHH2211107**
Report Date: **11/17/2022**

CLIENT: CH2M Hill
Collection Date: 11/4/2022 11:52:00 AM
Project: DFSP Norwalk
Lab ID: 2211107-09
Matrix: AQUEOUS
Client Sample ID: GMW-O-14

Analyses	Result	RL	Qual	Units	Date Analyzed	Method
TPH-E (DRO)	ND	0.050		mg/L	11/10/2022	EPA 8015C
Surr: Nonane	98	63-125		%Rec	11/10/2022	EPA 8015C
TPH-P (GRO)	ND	0.050		mg/L	11/11/2022	EPA 8015C
Surr: 1,2-Dichloroethane-d4	108	70-130		%Rec	11/11/2022	EPA 8015C
Surr: Toluene-d8	108	70-130		%Rec	11/11/2022	EPA 8015C
Surr: 4-Bromofluorobenzene	105	70-130		%Rec	11/11/2022	EPA 8015C
Dichlorodifluoromethane	ND	1.0		µg/L	11/11/2022	EPA 8260
Chloromethane	ND	2.0		µg/L	11/11/2022	EPA 8260
Vinyl chloride	ND	0.50		µg/L	11/11/2022	EPA 8260
Chloroethane	ND	1.0		µg/L	11/11/2022	EPA 8260
Bromomethane	ND	2.0		µg/L	11/11/2022	EPA 8260
Trichlorofluoromethane	ND	10		µg/L	11/11/2022	EPA 8260
Acetone	ND	10		µg/L	11/11/2022	EPA 8260
1,1-Dichloroethene	ND	1.0		µg/L	11/11/2022	EPA 8260
Tertiary Butyl Alcohol (TBA)	ND	10		µg/L	11/11/2022	EPA 8260
Dichloromethane	ND	5.0		µg/L	11/11/2022	EPA 8260
Freon-113	ND	10		µg/L	11/11/2022	EPA 8260
Carbon disulfide	ND	2.5		µg/L	11/11/2022	EPA 8260
trans-1,2-Dichloroethene	ND	1.0		µg/L	11/11/2022	EPA 8260
Methyl tert-butyl ether (MTBE)	ND	0.50		µg/L	11/11/2022	EPA 8260
1,1-Dichloroethane	ND	1.0		µg/L	11/11/2022	EPA 8260
Vinyl acetate	ND	50		µg/L	11/11/2022	EPA 8260
2-Butanone (MEK)	ND	10		µg/L	11/11/2022	EPA 8260
Di-isopropyl Ether (DIPE)	ND	1.0		µg/L	11/11/2022	EPA 8260
cis-1,2-Dichloroethene	ND	1.0		µg/L	11/11/2022	EPA 8260
Bromochloromethane	ND	1.0		µg/L	11/11/2022	EPA 8260
Chloroform	ND	1.0		µg/L	11/11/2022	EPA 8260
Ethyl Tertiary Butyl Ether (ETBE)	ND	1.0		µg/L	11/11/2022	EPA 8260
2,2-Dichloropropane	ND	1.0		µg/L	11/11/2022	EPA 8260
1,2-Dichloroethane	ND	0.50		µg/L	11/11/2022	EPA 8260
1,1,1-Trichloroethane	ND	1.0		µg/L	11/11/2022	EPA 8260
1,1-Dichloropropene	ND	1.0		µg/L	11/11/2022	EPA 8260
Carbon tetrachloride	ND	1.0		µg/L	11/11/2022	EPA 8260
Benzene	ND	0.50		µg/L	11/11/2022	EPA 8260
Tertiary Amyl Methyl Ether (TAME)	ND	1.0		µg/L	11/11/2022	EPA 8260
Dibromomethane	ND	1.0		µg/L	11/11/2022	EPA 8260
1,2-Dichloropropane	ND	1.0		µg/L	11/11/2022	EPA 8260
Trichloroethene	ND	1.0		µg/L	11/11/2022	EPA 8260
Bromodichloromethane	ND	1.0		µg/L	11/11/2022	EPA 8260
4-Methyl-2-pentanone (MIBK)	ND	10		µg/L	11/11/2022	EPA 8260
cis-1,3-Dichloropropene	ND	0.50		µg/L	11/11/2022	EPA 8260
trans-1,3-Dichloropropene	ND	0.50		µg/L	11/11/2022	EPA 8260
1,1,2-Trichloroethane	ND	1.0		µg/L	11/11/2022	EPA 8260
Toluene	ND	0.50		µg/L	11/11/2022	EPA 8260
1,3-Dichloropropane	ND	1.0		µg/L	11/11/2022	EPA 8260
2-Hexanone	ND	5.0		µg/L	11/11/2022	EPA 8260
Dibromochloromethane	ND	1.0		µg/L	11/11/2022	EPA 8260

ALPHA ANALYTICAL INC.

Alpha Analytical, Inc.
255 Glendale Ave, #21
Sparks, Nevada 89431
TEL: (775) 355-1044 FAX: (775) 355-0406
Website: www.alpha-analytical.com

Analytical Report

WO#: **CHH2211107**
Report Date: **11/17/2022**

CLIENT: CH2M Hill
Collection Date: 11/4/2022 11:52:00 AM
Project: DFSP Norwalk
Lab ID: 2211107-09
Matrix: AQUEOUS
Client Sample ID: GMW-O-14

Analyses	Result	RL	Qual	Units	Date Analyzed	Method
1,2-Dibromoethane (EDB)	ND	2.0		µg/L	11/11/2022	EPA 8260
Tetrachloroethene	ND	1.0		µg/L	11/11/2022	EPA 8260
1,1,1,2-Tetrachloroethane	ND	1.0		µg/L	11/11/2022	EPA 8260
Chlorobenzene	ND	1.0		µg/L	11/11/2022	EPA 8260
Ethylbenzene	ND	0.50		µg/L	11/11/2022	EPA 8260
m,p-Xylene	ND	0.50		µg/L	11/11/2022	EPA 8260
Bromoform	ND	1.0		µg/L	11/11/2022	EPA 8260
Xylenes, Total	ND	0.50		µg/L	11/11/2022	EPA 8260
Styrene	ND	1.0		µg/L	11/11/2022	EPA 8260
o-Xylene	ND	0.50		µg/L	11/11/2022	EPA 8260
1,1,2,2-Tetrachloroethane	ND	1.0		µg/L	11/11/2022	EPA 8260
1,2,3-Trichloropropane	ND	2.0		µg/L	11/11/2022	EPA 8260
Isopropylbenzene	ND	1.0		µg/L	11/11/2022	EPA 8260
Bromobenzene	ND	1.0		µg/L	11/11/2022	EPA 8260
n-Propylbenzene	ND	1.0		µg/L	11/11/2022	EPA 8260
4-Chlorotoluene	ND	1.0		µg/L	11/11/2022	EPA 8260
2-Chlorotoluene	ND	1.0		µg/L	11/11/2022	EPA 8260
1,3,5-Trimethylbenzene	ND	1.0		µg/L	11/11/2022	EPA 8260
tert-Butylbenzene	ND	1.0		µg/L	11/11/2022	EPA 8260
1,2,4-Trimethylbenzene	ND	1.0		µg/L	11/11/2022	EPA 8260
sec-Butylbenzene	ND	1.0		µg/L	11/11/2022	EPA 8260
1,3-Dichlorobenzene	ND	1.0		µg/L	11/11/2022	EPA 8260
1,4-Dichlorobenzene	ND	1.0		µg/L	11/11/2022	EPA 8260
4-Isopropyltoluene	ND	1.0		µg/L	11/11/2022	EPA 8260
1,2-Dichlorobenzene	ND	1.0		µg/L	11/11/2022	EPA 8260
n-Butylbenzene	ND	1.0		µg/L	11/11/2022	EPA 8260
1,2-Dibromo-3-chloropropane (DBCP)	ND	5.0		µg/L	11/11/2022	EPA 8260
1,2,4-Trichlorobenzene	ND	2.0		µg/L	11/11/2022	EPA 8260
Naphthalene	ND	10		µg/L	11/11/2022	EPA 8260
1,2,3-Trichlorobenzene	ND	2.0		µg/L	11/11/2022	EPA 8260
Surr: 1,2-Dichloroethane-d4	108	70-130		%Rec	11/11/2022	EPA 8260
Surr: Toluene-d8	108	70-130		%Rec	11/11/2022	EPA 8260
Surr: 4-Bromofluorobenzene	105	70-130		%Rec	11/11/2022	EPA 8260

ALPHA ANALYTICAL INC.

Alpha Analytical, Inc.
255 Glendale Ave, #21
Sparks, Nevada 89431
TEL: (775) 355-1044 FAX: (775) 355-0406
Website: www.alpha-analytical.com

Analytical Report

WO#: **CHH2211107**
Report Date: **11/17/2022**

CLIENT: CH2M Hill
Collection Date: 11/4/2022
Project: DFSP Norwalk
Lab ID: 2211107-10
Matrix: AQUEOUS
Client Sample ID: DUP-7

Analyses	Result	RL	Qual	Units	Date Analyzed	Method
TPH-E (DRO)	ND	0.050		mg/L	11/10/2022	EPA 8015C
Surr: Nonane	101	63-125		%Rec	11/10/2022	EPA 8015C
TPH-P (GRO)	ND	0.050		mg/L	11/11/2022	EPA 8015C
Surr: 1,2-Dichloroethane-d4	108	70-130		%Rec	11/11/2022	EPA 8015C
Surr: Toluene-d8	110	70-130		%Rec	11/11/2022	EPA 8015C
Surr: 4-Bromofluorobenzene	103	70-130		%Rec	11/11/2022	EPA 8015C
Dichlorodifluoromethane	ND	1.0		µg/L	11/11/2022	EPA 8260
Chloromethane	ND	2.0		µg/L	11/11/2022	EPA 8260
Vinyl chloride	ND	0.50		µg/L	11/11/2022	EPA 8260
Chloroethane	ND	1.0		µg/L	11/11/2022	EPA 8260
Bromomethane	ND	2.0		µg/L	11/11/2022	EPA 8260
Trichlorofluoromethane	ND	10		µg/L	11/11/2022	EPA 8260
Acetone	ND	10		µg/L	11/11/2022	EPA 8260
1,1-Dichloroethene	ND	1.0		µg/L	11/11/2022	EPA 8260
Tertiary Butyl Alcohol (TBA)	ND	10		µg/L	11/11/2022	EPA 8260
Dichloromethane	ND	5.0		µg/L	11/11/2022	EPA 8260
Freon-113	ND	10		µg/L	11/11/2022	EPA 8260
Carbon disulfide	ND	2.5		µg/L	11/11/2022	EPA 8260
trans-1,2-Dichloroethene	ND	1.0		µg/L	11/11/2022	EPA 8260
Methyl tert-butyl ether (MTBE)	ND	0.50		µg/L	11/11/2022	EPA 8260
1,1-Dichloroethane	ND	1.0		µg/L	11/11/2022	EPA 8260
Vinyl acetate	ND	50		µg/L	11/11/2022	EPA 8260
2-Butanone (MEK)	ND	10		µg/L	11/11/2022	EPA 8260
Di-isopropyl Ether (DIPE)	ND	1.0		µg/L	11/11/2022	EPA 8260
cis-1,2-Dichloroethene	ND	1.0		µg/L	11/11/2022	EPA 8260
Bromochloromethane	ND	1.0		µg/L	11/11/2022	EPA 8260
Chloroform	ND	1.0		µg/L	11/11/2022	EPA 8260
Ethyl Tertiary Butyl Ether (ETBE)	ND	1.0		µg/L	11/11/2022	EPA 8260
2,2-Dichloropropane	ND	1.0		µg/L	11/11/2022	EPA 8260
1,2-Dichloroethane	ND	0.50		µg/L	11/11/2022	EPA 8260
1,1,1-Trichloroethane	ND	1.0		µg/L	11/11/2022	EPA 8260
1,1-Dichloropropene	ND	1.0		µg/L	11/11/2022	EPA 8260
Carbon tetrachloride	ND	1.0		µg/L	11/11/2022	EPA 8260
Benzene	ND	0.50		µg/L	11/11/2022	EPA 8260
Tertiary Amyl Methyl Ether (TAME)	ND	1.0		µg/L	11/11/2022	EPA 8260
Dibromomethane	ND	1.0		µg/L	11/11/2022	EPA 8260
1,2-Dichloropropane	ND	1.0		µg/L	11/11/2022	EPA 8260
Trichloroethene	ND	1.0		µg/L	11/11/2022	EPA 8260
Bromodichloromethane	ND	1.0		µg/L	11/11/2022	EPA 8260
4-Methyl-2-pentanone (MIBK)	ND	10		µg/L	11/11/2022	EPA 8260
cis-1,3-Dichloropropene	ND	0.50		µg/L	11/11/2022	EPA 8260
trans-1,3-Dichloropropene	ND	0.50		µg/L	11/11/2022	EPA 8260
1,1,2-Trichloroethane	ND	1.0		µg/L	11/11/2022	EPA 8260
Toluene	ND	0.50		µg/L	11/11/2022	EPA 8260
1,3-Dichloropropane	ND	1.0		µg/L	11/11/2022	EPA 8260
2-Hexanone	ND	5.0		µg/L	11/11/2022	EPA 8260
Dibromochloromethane	ND	1.0		µg/L	11/11/2022	EPA 8260

ALPHA ANALYTICAL INC.

Alpha Analytical, Inc.
255 Glendale Ave, #21
Sparks, Nevada 89431
TEL: (775) 355-1044 FAX: (775) 355-0406
Website: www.alpha-analytical.com

Analytical Report

WO#: **CHH2211107**
Report Date: **11/17/2022**

CLIENT: CH2M Hill
Collection Date: 11/4/2022
Project: DFSP Norwalk
Lab ID: 2211107-10
Matrix: AQUEOUS
Client Sample ID: DUP-7

Analyses	Result	RL	Qual	Units	Date Analyzed	Method
1,2-Dibromoethane (EDB)	ND	2.0		µg/L	11/11/2022	EPA 8260
Tetrachloroethene	ND	1.0		µg/L	11/11/2022	EPA 8260
1,1,1,2-Tetrachloroethane	ND	1.0		µg/L	11/11/2022	EPA 8260
Chlorobenzene	ND	1.0		µg/L	11/11/2022	EPA 8260
Ethylbenzene	ND	0.50		µg/L	11/11/2022	EPA 8260
m,p-Xylene	ND	0.50		µg/L	11/11/2022	EPA 8260
Bromoform	ND	1.0		µg/L	11/11/2022	EPA 8260
Xylenes, Total	ND	0.50		µg/L	11/11/2022	EPA 8260
Styrene	ND	1.0		µg/L	11/11/2022	EPA 8260
o-Xylene	ND	0.50		µg/L	11/11/2022	EPA 8260
1,1,2,2-Tetrachloroethane	ND	1.0		µg/L	11/11/2022	EPA 8260
1,2,3-Trichloropropane	ND	2.0		µg/L	11/11/2022	EPA 8260
Isopropylbenzene	ND	1.0		µg/L	11/11/2022	EPA 8260
Bromobenzene	ND	1.0		µg/L	11/11/2022	EPA 8260
n-Propylbenzene	ND	1.0		µg/L	11/11/2022	EPA 8260
4-Chlorotoluene	ND	1.0		µg/L	11/11/2022	EPA 8260
2-Chlorotoluene	ND	1.0		µg/L	11/11/2022	EPA 8260
1,3,5-Trimethylbenzene	ND	1.0		µg/L	11/11/2022	EPA 8260
tert-Butylbenzene	ND	1.0		µg/L	11/11/2022	EPA 8260
1,2,4-Trimethylbenzene	ND	1.0		µg/L	11/11/2022	EPA 8260
sec-Butylbenzene	ND	1.0		µg/L	11/11/2022	EPA 8260
1,3-Dichlorobenzene	ND	1.0		µg/L	11/11/2022	EPA 8260
1,4-Dichlorobenzene	ND	1.0		µg/L	11/11/2022	EPA 8260
4-Isopropyltoluene	ND	1.0		µg/L	11/11/2022	EPA 8260
1,2-Dichlorobenzene	ND	1.0		µg/L	11/11/2022	EPA 8260
n-Butylbenzene	ND	1.0		µg/L	11/11/2022	EPA 8260
1,2-Dibromo-3-chloropropane (DBCP)	ND	5.0		µg/L	11/11/2022	EPA 8260
1,2,4-Trichlorobenzene	ND	2.0		µg/L	11/11/2022	EPA 8260
Naphthalene	ND	10		µg/L	11/11/2022	EPA 8260
1,2,3-Trichlorobenzene	ND	2.0		µg/L	11/11/2022	EPA 8260
Surr: 1,2-Dichloroethane-d4	108	70-130		%Rec	11/11/2022	EPA 8260
Surr: Toluene-d8	110	70-130		%Rec	11/11/2022	EPA 8260
Surr: 4-Bromofluorobenzene	103	70-130		%Rec	11/11/2022	EPA 8260

ALPHA ANALYTICAL INC.

Alpha Analytical, Inc.
255 Glendale Ave, #21
Sparks, Nevada 89431
TEL: (775) 355-1044 FAX: (775) 355-0406
Website: www.alpha-analytical.com

Analytical Report

WO#: **CHH2211107**
Report Date: **11/17/2022**

CLIENT: CH2M Hill
Collection Date: 11/4/2022 12:00:00 PM
Project: DFSP Norwalk
Lab ID: 2211107-11
Matrix: AQUEOUS
Client Sample ID: EB-8

Analyses	Result	RL	Qual	Units	Date Analyzed	Method
TPH-E (DRO)	ND	0.050		mg/L	11/9/2022	EPA 8015C
Surr: Nonane	98	63-125		%Rec	11/9/2022	EPA 8015C
TPH-P (GRO)	ND	0.050		mg/L	11/11/2022	EPA 8015C
Surr: 1,2-Dichloroethane-d4	110	70-130		%Rec	11/11/2022	EPA 8015C
Surr: Toluene-d8	107	70-130		%Rec	11/11/2022	EPA 8015C
Surr: 4-Bromofluorobenzene	96	70-130		%Rec	11/11/2022	EPA 8015C
Dichlorodifluoromethane	ND	1.0		µg/L	11/11/2022	EPA 8260
Chloromethane	ND	2.0		µg/L	11/11/2022	EPA 8260
Vinyl chloride	ND	0.50		µg/L	11/11/2022	EPA 8260
Chloroethane	ND	1.0		µg/L	11/11/2022	EPA 8260
Bromomethane	ND	2.0		µg/L	11/11/2022	EPA 8260
Trichlorofluoromethane	ND	10		µg/L	11/11/2022	EPA 8260
Acetone	11	10		µg/L	11/11/2022	EPA 8260
1,1-Dichloroethene	ND	1.0		µg/L	11/11/2022	EPA 8260
Tertiary Butyl Alcohol (TBA)	ND	10		µg/L	11/11/2022	EPA 8260
Dichloromethane	ND	5.0		µg/L	11/11/2022	EPA 8260
Freon-113	ND	10		µg/L	11/11/2022	EPA 8260
Carbon disulfide	ND	2.5		µg/L	11/11/2022	EPA 8260
trans-1,2-Dichloroethene	ND	1.0		µg/L	11/11/2022	EPA 8260
Methyl tert-butyl ether (MTBE)	ND	0.50		µg/L	11/11/2022	EPA 8260
1,1-Dichloroethane	ND	1.0		µg/L	11/11/2022	EPA 8260
Vinyl acetate	ND	50		µg/L	11/11/2022	EPA 8260
2-Butanone (MEK)	ND	10		µg/L	11/11/2022	EPA 8260
Di-isopropyl Ether (DIPE)	ND	1.0		µg/L	11/11/2022	EPA 8260
cis-1,2-Dichloroethene	ND	1.0		µg/L	11/11/2022	EPA 8260
Bromochloromethane	ND	1.0		µg/L	11/11/2022	EPA 8260
Chloroform	ND	1.0		µg/L	11/11/2022	EPA 8260
Ethyl Tertiary Butyl Ether (ETBE)	ND	1.0		µg/L	11/11/2022	EPA 8260
2,2-Dichloropropane	ND	1.0		µg/L	11/11/2022	EPA 8260
1,2-Dichloroethane	ND	0.50		µg/L	11/11/2022	EPA 8260
1,1,1-Trichloroethane	ND	1.0		µg/L	11/11/2022	EPA 8260
1,1-Dichloropropene	ND	1.0		µg/L	11/11/2022	EPA 8260
Carbon tetrachloride	ND	1.0		µg/L	11/11/2022	EPA 8260
Benzene	ND	0.50		µg/L	11/11/2022	EPA 8260
Tertiary Amyl Methyl Ether (TAME)	ND	1.0		µg/L	11/11/2022	EPA 8260
Dibromomethane	ND	1.0		µg/L	11/11/2022	EPA 8260
1,2-Dichloropropane	ND	1.0		µg/L	11/11/2022	EPA 8260
Trichloroethene	ND	1.0		µg/L	11/11/2022	EPA 8260
Bromodichloromethane	ND	1.0		µg/L	11/11/2022	EPA 8260
4-Methyl-2-pentanone (MIBK)	ND	10		µg/L	11/11/2022	EPA 8260
cis-1,3-Dichloropropene	ND	0.50		µg/L	11/11/2022	EPA 8260
trans-1,3-Dichloropropene	ND	0.50		µg/L	11/11/2022	EPA 8260
1,1,2-Trichloroethane	ND	1.0		µg/L	11/11/2022	EPA 8260
Toluene	ND	0.50		µg/L	11/11/2022	EPA 8260
1,3-Dichloropropane	ND	1.0		µg/L	11/11/2022	EPA 8260
2-Hexanone	ND	5.0		µg/L	11/11/2022	EPA 8260
Dibromochloromethane	ND	1.0		µg/L	11/11/2022	EPA 8260

ALPHA ANALYTICAL INC.

Alpha Analytical, Inc.
255 Glendale Ave, #21
Sparks, Nevada 89431
TEL: (775) 355-1044 FAX: (775) 355-0406
Website: www.alpha-analytical.com

Analytical Report

WO#: **CHH2211107**
Report Date: **11/17/2022**

CLIENT: CH2M Hill
Collection Date: 11/4/2022 12:00:00 PM
Project: DFSP Norwalk
Lab ID: 2211107-11
Matrix: AQUEOUS
Client Sample ID: EB-8

Analyses	Result	RL	Qual	Units	Date Analyzed	Method
1,2-Dibromoethane (EDB)	ND	2.0		µg/L	11/11/2022	EPA 8260
Tetrachloroethene	ND	1.0		µg/L	11/11/2022	EPA 8260
1,1,1,2-Tetrachloroethane	ND	1.0		µg/L	11/11/2022	EPA 8260
Chlorobenzene	ND	1.0		µg/L	11/11/2022	EPA 8260
Ethylbenzene	ND	0.50		µg/L	11/11/2022	EPA 8260
m,p-Xylene	ND	0.50		µg/L	11/11/2022	EPA 8260
Bromoform	ND	1.0		µg/L	11/11/2022	EPA 8260
Xylenes, Total	ND	0.50		µg/L	11/11/2022	EPA 8260
Styrene	ND	1.0		µg/L	11/11/2022	EPA 8260
o-Xylene	ND	0.50		µg/L	11/11/2022	EPA 8260
1,1,2,2-Tetrachloroethane	ND	1.0		µg/L	11/11/2022	EPA 8260
1,2,3-Trichloropropane	ND	2.0		µg/L	11/11/2022	EPA 8260
Isopropylbenzene	ND	1.0		µg/L	11/11/2022	EPA 8260
Bromobenzene	ND	1.0		µg/L	11/11/2022	EPA 8260
n-Propylbenzene	ND	1.0		µg/L	11/11/2022	EPA 8260
4-Chlorotoluene	ND	1.0		µg/L	11/11/2022	EPA 8260
2-Chlorotoluene	ND	1.0		µg/L	11/11/2022	EPA 8260
1,3,5-Trimethylbenzene	ND	1.0		µg/L	11/11/2022	EPA 8260
tert-Butylbenzene	ND	1.0		µg/L	11/11/2022	EPA 8260
1,2,4-Trimethylbenzene	ND	1.0		µg/L	11/11/2022	EPA 8260
sec-Butylbenzene	ND	1.0		µg/L	11/11/2022	EPA 8260
1,3-Dichlorobenzene	ND	1.0		µg/L	11/11/2022	EPA 8260
1,4-Dichlorobenzene	ND	1.0		µg/L	11/11/2022	EPA 8260
4-Isopropyltoluene	ND	1.0		µg/L	11/11/2022	EPA 8260
1,2-Dichlorobenzene	ND	1.0		µg/L	11/11/2022	EPA 8260
n-Butylbenzene	ND	1.0		µg/L	11/11/2022	EPA 8260
1,2-Dibromo-3-chloropropane (DBCP)	ND	5.0		µg/L	11/11/2022	EPA 8260
1,2,4-Trichlorobenzene	ND	2.0		µg/L	11/11/2022	EPA 8260
Naphthalene	ND	10		µg/L	11/11/2022	EPA 8260
1,2,3-Trichlorobenzene	ND	2.0		µg/L	11/11/2022	EPA 8260
Surr: 1,2-Dichloroethane-d4	110	70-130		%Rec	11/11/2022	EPA 8260
Surr: Toluene-d8	107	70-130		%Rec	11/11/2022	EPA 8260
Surr: 4-Bromofluorobenzene	96	70-130		%Rec	11/11/2022	EPA 8260

ALPHA ANALYTICAL INC.

Alpha Analytical, Inc.
255 Glendale Ave, #21
Sparks, Nevada 89431
TEL: (775) 355-1044 FAX: (775) 355-0406
Website: www.alpha-analytical.com

Analytical Report

WO#: **CHH2211107**
Report Date: **11/17/2022**

CLIENT: CH2M Hill
Collection Date: 11/4/2022 7:00:00 AM
Project: DFSP Norwalk
Lab ID: 2211107-12
Matrix: AQUEOUS
Client Sample ID: TB-7

Analyses	Result	RL	Qual	Units	Date Analyzed	Method
Dichlorodifluoromethane	ND	1.0		µg/L	11/11/2022	EPA 8260
Chloromethane	ND	2.0		µg/L	11/11/2022	EPA 8260
Vinyl chloride	ND	0.50		µg/L	11/11/2022	EPA 8260
Chloroethane	ND	1.0		µg/L	11/11/2022	EPA 8260
Bromomethane	ND	2.0		µg/L	11/11/2022	EPA 8260
Trichlorofluoromethane	ND	10		µg/L	11/11/2022	EPA 8260
Acetone	ND	10		µg/L	11/11/2022	EPA 8260
1,1-Dichloroethene	ND	1.0		µg/L	11/11/2022	EPA 8260
Tertiary Butyl Alcohol (TBA)	ND	10		µg/L	11/11/2022	EPA 8260
Dichloromethane	ND	5.0		µg/L	11/11/2022	EPA 8260
Freon-113	ND	10		µg/L	11/11/2022	EPA 8260
Carbon disulfide	ND	2.5		µg/L	11/11/2022	EPA 8260
trans-1,2-Dichloroethene	ND	1.0		µg/L	11/11/2022	EPA 8260
Methyl tert-butyl ether (MTBE)	ND	0.50		µg/L	11/11/2022	EPA 8260
1,1-Dichloroethane	ND	1.0		µg/L	11/11/2022	EPA 8260
Vinyl acetate	ND	50		µg/L	11/11/2022	EPA 8260
2-Butanone (MEK)	ND	10		µg/L	11/11/2022	EPA 8260
Di-isopropyl Ether (DIPE)	ND	1.0		µg/L	11/11/2022	EPA 8260
cis-1,2-Dichloroethene	ND	1.0		µg/L	11/11/2022	EPA 8260
Bromochloromethane	ND	1.0		µg/L	11/11/2022	EPA 8260
Chloroform	ND	1.0		µg/L	11/11/2022	EPA 8260
Ethyl Tertiary Butyl Ether (ETBE)	ND	1.0		µg/L	11/11/2022	EPA 8260
2,2-Dichloropropane	ND	1.0		µg/L	11/11/2022	EPA 8260
1,2-Dichloroethane	ND	0.50		µg/L	11/11/2022	EPA 8260
1,1,1-Trichloroethane	ND	1.0		µg/L	11/11/2022	EPA 8260
1,1-Dichloropropene	ND	1.0		µg/L	11/11/2022	EPA 8260
Carbon tetrachloride	ND	1.0		µg/L	11/11/2022	EPA 8260
Benzene	ND	0.50		µg/L	11/11/2022	EPA 8260
Tertiary Amyl Methyl Ether (TAME)	ND	1.0		µg/L	11/11/2022	EPA 8260
Dibromomethane	ND	1.0		µg/L	11/11/2022	EPA 8260
1,2-Dichloropropane	ND	1.0		µg/L	11/11/2022	EPA 8260
Trichloroethene	ND	1.0		µg/L	11/11/2022	EPA 8260
Bromodichloromethane	ND	1.0		µg/L	11/11/2022	EPA 8260
4-Methyl-2-pentanone (MIBK)	ND	10		µg/L	11/11/2022	EPA 8260
cis-1,3-Dichloropropene	ND	0.50		µg/L	11/11/2022	EPA 8260
trans-1,3-Dichloropropene	ND	0.50		µg/L	11/11/2022	EPA 8260
1,1,2-Trichloroethane	ND	1.0		µg/L	11/11/2022	EPA 8260
Toluene	ND	0.50		µg/L	11/11/2022	EPA 8260
1,3-Dichloropropane	ND	1.0		µg/L	11/11/2022	EPA 8260
2-Hexanone	ND	5.0		µg/L	11/11/2022	EPA 8260
Dibromochloromethane	ND	1.0		µg/L	11/11/2022	EPA 8260
1,2-Dibromoethane (EDB)	ND	2.0		µg/L	11/11/2022	EPA 8260
Tetrachloroethene	ND	1.0		µg/L	11/11/2022	EPA 8260
1,1,1,2-Tetrachloroethane	ND	1.0		µg/L	11/11/2022	EPA 8260
Chlorobenzene	ND	1.0		µg/L	11/11/2022	EPA 8260
Ethylbenzene	ND	0.50		µg/L	11/11/2022	EPA 8260
m,p-Xylene	ND	0.50		µg/L	11/11/2022	EPA 8260
Bromoform	ND	1.0		µg/L	11/11/2022	EPA 8260

ALPHA ANALYTICAL INC.

Alpha Analytical, Inc.
255 Glendale Ave, #21
Sparks, Nevada 89431
TEL: (775) 355-1044 FAX: (775) 355-0406
Website: www.alpha-analytical.com

Analytical Report

WO#: **CHH2211107**
Report Date: **11/17/2022**

CLIENT: CH2M Hill
Collection Date: 11/4/2022 7:00:00 AM
Project: DFSP Norwalk
Lab ID: 2211107-12
Matrix: AQUEOUS
Client Sample ID: TB-7

Analyses	Result	RL	Qual	Units	Date Analyzed	Method
Xylenes, Total	ND	0.50		µg/L	11/11/2022	EPA 8260
Styrene	ND	1.0		µg/L	11/11/2022	EPA 8260
o-Xylene	ND	0.50		µg/L	11/11/2022	EPA 8260
1,1,2,2-Tetrachloroethane	ND	1.0		µg/L	11/11/2022	EPA 8260
1,2,3-Trichloropropane	ND	2.0		µg/L	11/11/2022	EPA 8260
Isopropylbenzene	ND	1.0		µg/L	11/11/2022	EPA 8260
Bromobenzene	ND	1.0		µg/L	11/11/2022	EPA 8260
n-Propylbenzene	ND	1.0		µg/L	11/11/2022	EPA 8260
4-Chlorotoluene	ND	1.0		µg/L	11/11/2022	EPA 8260
2-Chlorotoluene	ND	1.0		µg/L	11/11/2022	EPA 8260
1,3,5-Trimethylbenzene	ND	1.0		µg/L	11/11/2022	EPA 8260
tert-Butylbenzene	ND	1.0		µg/L	11/11/2022	EPA 8260
1,2,4-Trimethylbenzene	ND	1.0		µg/L	11/11/2022	EPA 8260
sec-Butylbenzene	ND	1.0		µg/L	11/11/2022	EPA 8260
1,3-Dichlorobenzene	ND	1.0		µg/L	11/11/2022	EPA 8260
1,4-Dichlorobenzene	ND	1.0		µg/L	11/11/2022	EPA 8260
4-Isopropyltoluene	ND	1.0		µg/L	11/11/2022	EPA 8260
1,2-Dichlorobenzene	ND	1.0		µg/L	11/11/2022	EPA 8260
n-Butylbenzene	ND	1.0		µg/L	11/11/2022	EPA 8260
1,2-Dibromo-3-chloropropane (DBCP)	ND	5.0		µg/L	11/11/2022	EPA 8260
1,2,4-Trichlorobenzene	ND	2.0		µg/L	11/11/2022	EPA 8260
Naphthalene	ND	10		µg/L	11/11/2022	EPA 8260
1,2,3-Trichlorobenzene	ND	2.0		µg/L	11/11/2022	EPA 8260
Surr: 1,2-Dichloroethane-d4	103	70-130		%Rec	11/11/2022	EPA 8260
Surr: Toluene-d8	107	70-130		%Rec	11/11/2022	EPA 8260
Surr: 4-Bromofluorobenzene	111	70-130		%Rec	11/11/2022	EPA 8260

ALPHA ANALYTICAL INC.

Alpha Analytical, Inc.
255 Glendale Ave, #21
Sparks, Nevada 89431
TEL: (775) 355-1044 FAX: (775) 355-0406
Website: www.alpha-analytical.com

Analytical Report

WO#: **CHH2211107**
Report Date: **11/17/2022**

CLIENT: CH2M Hill
Collection Date: 11/4/2022 12:10:00 PM
Project: DFSP Norwalk
Lab ID: 2211107-13
Matrix: AQUEOUS
Client Sample ID: EB-7

Analyses	Result	RL	Qual	Units	Date Analyzed	Method
TPH-E (DRO)	ND	0.050		mg/L	11/10/2022	EPA 8015C
Surr: Nonane	103	63-125		%Rec	11/10/2022	EPA 8015C
TPH-P (GRO)	ND	0.050		mg/L	11/11/2022	EPA 8015C
Surr: 1,2-Dichloroethane-d4	106	70-130		%Rec	11/11/2022	EPA 8015C
Surr: Toluene-d8	108	70-130		%Rec	11/11/2022	EPA 8015C
Surr: 4-Bromofluorobenzene	98	70-130		%Rec	11/11/2022	EPA 8015C
Dichlorodifluoromethane	ND	1.0		µg/L	11/11/2022	EPA 8260
Chloromethane	ND	2.0		µg/L	11/11/2022	EPA 8260
Vinyl chloride	ND	0.50		µg/L	11/11/2022	EPA 8260
Chloroethane	ND	1.0		µg/L	11/11/2022	EPA 8260
Bromomethane	ND	2.0		µg/L	11/11/2022	EPA 8260
Trichlorofluoromethane	ND	10		µg/L	11/11/2022	EPA 8260
Acetone	ND	10		µg/L	11/11/2022	EPA 8260
1,1-Dichloroethene	ND	1.0		µg/L	11/11/2022	EPA 8260
Tertiary Butyl Alcohol (TBA)	ND	10		µg/L	11/11/2022	EPA 8260
Dichloromethane	ND	5.0		µg/L	11/11/2022	EPA 8260
Freon-113	ND	10		µg/L	11/11/2022	EPA 8260
Carbon disulfide	ND	2.5		µg/L	11/11/2022	EPA 8260
trans-1,2-Dichloroethene	ND	1.0		µg/L	11/11/2022	EPA 8260
Methyl tert-butyl ether (MTBE)	ND	0.50		µg/L	11/11/2022	EPA 8260
1,1-Dichloroethane	ND	1.0		µg/L	11/11/2022	EPA 8260
Vinyl acetate	ND	50		µg/L	11/11/2022	EPA 8260
2-Butanone (MEK)	ND	10		µg/L	11/11/2022	EPA 8260
Di-isopropyl Ether (DIPE)	ND	1.0		µg/L	11/11/2022	EPA 8260
cis-1,2-Dichloroethene	ND	1.0		µg/L	11/11/2022	EPA 8260
Bromochloromethane	ND	1.0		µg/L	11/11/2022	EPA 8260
Chloroform	ND	1.0		µg/L	11/11/2022	EPA 8260
Ethyl Tertiary Butyl Ether (ETBE)	ND	1.0		µg/L	11/11/2022	EPA 8260
2,2-Dichloropropane	ND	1.0		µg/L	11/11/2022	EPA 8260
1,2-Dichloroethane	ND	0.50		µg/L	11/11/2022	EPA 8260
1,1,1-Trichloroethane	ND	1.0		µg/L	11/11/2022	EPA 8260
1,1-Dichloropropene	ND	1.0		µg/L	11/11/2022	EPA 8260
Carbon tetrachloride	ND	1.0		µg/L	11/11/2022	EPA 8260
Benzene	ND	0.50		µg/L	11/11/2022	EPA 8260
Tertiary Amyl Methyl Ether (TAME)	ND	1.0		µg/L	11/11/2022	EPA 8260
Dibromomethane	ND	1.0		µg/L	11/11/2022	EPA 8260
1,2-Dichloropropane	ND	1.0		µg/L	11/11/2022	EPA 8260
Trichloroethene	ND	1.0		µg/L	11/11/2022	EPA 8260
Bromodichloromethane	ND	1.0		µg/L	11/11/2022	EPA 8260
4-Methyl-2-pentanone (MIBK)	ND	10		µg/L	11/11/2022	EPA 8260
cis-1,3-Dichloropropene	ND	0.50		µg/L	11/11/2022	EPA 8260
trans-1,3-Dichloropropene	ND	0.50		µg/L	11/11/2022	EPA 8260
1,1,2-Trichloroethane	ND	1.0		µg/L	11/11/2022	EPA 8260
Toluene	ND	0.50		µg/L	11/11/2022	EPA 8260
1,3-Dichloropropane	ND	1.0		µg/L	11/11/2022	EPA 8260
2-Hexanone	ND	5.0		µg/L	11/11/2022	EPA 8260
Dibromochloromethane	ND	1.0		µg/L	11/11/2022	EPA 8260

ALPHA ANALYTICAL INC.

Alpha Analytical, Inc.
255 Glendale Ave, #21
Sparks, Nevada 89431
TEL: (775) 355-1044 FAX: (775) 355-0406
Website: www.alpha-analytical.com

Analytical Report

WO#: **CHH2211107**
Report Date: **11/17/2022**

CLIENT: CH2M Hill
Collection Date: 11/4/2022 12:10:00 PM
Project: DFSP Norwalk
Lab ID: 2211107-13
Matrix: AQUEOUS
Client Sample ID: EB-7

Analyses	Result	RL	Qual	Units	Date Analyzed	Method
1,2-Dibromoethane (EDB)	ND	2.0		µg/L	11/11/2022	EPA 8260
Tetrachloroethene	ND	1.0		µg/L	11/11/2022	EPA 8260
1,1,1,2-Tetrachloroethane	ND	1.0		µg/L	11/11/2022	EPA 8260
Chlorobenzene	ND	1.0		µg/L	11/11/2022	EPA 8260
Ethylbenzene	ND	0.50		µg/L	11/11/2022	EPA 8260
m,p-Xylene	ND	0.50		µg/L	11/11/2022	EPA 8260
Bromoform	ND	1.0		µg/L	11/11/2022	EPA 8260
Xylenes, Total	ND	0.50		µg/L	11/11/2022	EPA 8260
Styrene	ND	1.0		µg/L	11/11/2022	EPA 8260
o-Xylene	ND	0.50		µg/L	11/11/2022	EPA 8260
1,1,2,2-Tetrachloroethane	ND	1.0		µg/L	11/11/2022	EPA 8260
1,2,3-Trichloropropane	ND	2.0		µg/L	11/11/2022	EPA 8260
Isopropylbenzene	ND	1.0		µg/L	11/11/2022	EPA 8260
Bromobenzene	ND	1.0		µg/L	11/11/2022	EPA 8260
n-Propylbenzene	ND	1.0		µg/L	11/11/2022	EPA 8260
4-Chlorotoluene	ND	1.0		µg/L	11/11/2022	EPA 8260
2-Chlorotoluene	ND	1.0		µg/L	11/11/2022	EPA 8260
1,3,5-Trimethylbenzene	ND	1.0		µg/L	11/11/2022	EPA 8260
tert-Butylbenzene	ND	1.0		µg/L	11/11/2022	EPA 8260
1,2,4-Trimethylbenzene	ND	1.0		µg/L	11/11/2022	EPA 8260
sec-Butylbenzene	ND	1.0		µg/L	11/11/2022	EPA 8260
1,3-Dichlorobenzene	ND	1.0		µg/L	11/11/2022	EPA 8260
1,4-Dichlorobenzene	ND	1.0		µg/L	11/11/2022	EPA 8260
4-Isopropyltoluene	ND	1.0		µg/L	11/11/2022	EPA 8260
1,2-Dichlorobenzene	ND	1.0		µg/L	11/11/2022	EPA 8260
n-Butylbenzene	ND	1.0		µg/L	11/11/2022	EPA 8260
1,2-Dibromo-3-chloropropane (DBCP)	ND	5.0		µg/L	11/11/2022	EPA 8260
1,2,4-Trichlorobenzene	ND	2.0		µg/L	11/11/2022	EPA 8260
Naphthalene	ND	10		µg/L	11/11/2022	EPA 8260
1,2,3-Trichlorobenzene	ND	2.0		µg/L	11/11/2022	EPA 8260
Surr: 1,2-Dichloroethane-d4	106	70-130		%Rec	11/11/2022	EPA 8260
Surr: Toluene-d8	108	70-130		%Rec	11/11/2022	EPA 8260
Surr: 4-Bromofluorobenzene	98	70-130		%Rec	11/11/2022	EPA 8260

ALPHA ANALYTICAL INC.

Alpha Analytical, Inc.
255 Glendale Ave, #21
Sparks, Nevada 89431
TEL: (775) 355-1044 FAX: (775) 355-0406
Website: www.alpha-analytical.com

Analytical Report

WO#: **CHH2211107**
Report Date: **11/17/2022**

CLIENT: CH2M Hill
Collection Date: 11/4/2022 8:09:00 AM
Project: DFSP Norwalk
Lab ID: 2211107-14
Matrix: AQUEOUS
Client Sample ID: MW-SF-6

Analyses	Result	RL	Qual	Units	Date Analyzed	Method
TPH-E (DRO)	9.5	0.050		mg/L	11/10/2022	EPA 8015C
Surr: Nonane	101	63-125		%Rec	11/10/2022	EPA 8015C
TPH-P (GRO)	0.11	0.050		mg/L	11/11/2022	EPA 8015C
Surr: 1,2-Dichloroethane-d4	110	70-130		%Rec	11/11/2022	EPA 8015C
Surr: Toluene-d8	100	70-130		%Rec	11/11/2022	EPA 8015C
Surr: 4-Bromofluorobenzene	102	70-130		%Rec	11/11/2022	EPA 8015C
Dichlorodifluoromethane	ND	1.0		µg/L	11/11/2022	EPA 8260
Chloromethane	ND	2.0		µg/L	11/11/2022	EPA 8260
Vinyl chloride	ND	0.50		µg/L	11/11/2022	EPA 8260
Chloroethane	ND	1.0		µg/L	11/11/2022	EPA 8260
Bromomethane	ND	2.0		µg/L	11/11/2022	EPA 8260
Trichlorofluoromethane	ND	10		µg/L	11/11/2022	EPA 8260
Acetone	ND	10		µg/L	11/11/2022	EPA 8260
1,1-Dichloroethene	ND	1.0		µg/L	11/11/2022	EPA 8260
Tertiary Butyl Alcohol (TBA)	12	10		µg/L	11/11/2022	EPA 8260
Dichloromethane	ND	5.0		µg/L	11/11/2022	EPA 8260
Freon-113	ND	10		µg/L	11/11/2022	EPA 8260
Carbon disulfide	ND	2.5		µg/L	11/11/2022	EPA 8260
trans-1,2-Dichloroethene	ND	1.0		µg/L	11/11/2022	EPA 8260
Methyl tert-butyl ether (MTBE)	2.7	0.50		µg/L	11/11/2022	EPA 8260
1,1-Dichloroethane	ND	1.0		µg/L	11/11/2022	EPA 8260
Vinyl acetate	ND	50		µg/L	11/11/2022	EPA 8260
2-Butanone (MEK)	ND	10		µg/L	11/11/2022	EPA 8260
Di-isopropyl Ether (DIPE)	14	1.0		µg/L	11/11/2022	EPA 8260
cis-1,2-Dichloroethene	ND	1.0		µg/L	11/11/2022	EPA 8260
Bromochloromethane	ND	1.0		µg/L	11/11/2022	EPA 8260
Chloroform	ND	1.0		µg/L	11/11/2022	EPA 8260
Ethyl Tertiary Butyl Ether (ETBE)	ND	1.0		µg/L	11/11/2022	EPA 8260
2,2-Dichloropropane	ND	1.0		µg/L	11/11/2022	EPA 8260
1,2-Dichloroethane	ND	0.50		µg/L	11/11/2022	EPA 8260
1,1,1-Trichloroethane	ND	1.0		µg/L	11/11/2022	EPA 8260
1,1-Dichloropropene	ND	1.0		µg/L	11/11/2022	EPA 8260
Carbon tetrachloride	ND	1.0		µg/L	11/11/2022	EPA 8260
Benzene	0.68	0.50		µg/L	11/11/2022	EPA 8260
Tertiary Amyl Methyl Ether (TAME)	ND	1.0		µg/L	11/11/2022	EPA 8260
Dibromomethane	ND	1.0		µg/L	11/11/2022	EPA 8260
1,2-Dichloropropane	ND	1.0		µg/L	11/11/2022	EPA 8260
Trichloroethene	ND	1.0		µg/L	11/11/2022	EPA 8260
Bromodichloromethane	ND	1.0		µg/L	11/11/2022	EPA 8260
4-Methyl-2-pentanone (MIBK)	ND	10		µg/L	11/11/2022	EPA 8260
cis-1,3-Dichloropropene	ND	0.50		µg/L	11/11/2022	EPA 8260
trans-1,3-Dichloropropene	ND	0.50		µg/L	11/11/2022	EPA 8260
1,1,2-Trichloroethane	ND	1.0		µg/L	11/11/2022	EPA 8260
Toluene	ND	0.50		µg/L	11/11/2022	EPA 8260
1,3-Dichloropropane	ND	1.0		µg/L	11/11/2022	EPA 8260
2-Hexanone	ND	5.0		µg/L	11/11/2022	EPA 8260
Dibromochloromethane	ND	1.0		µg/L	11/11/2022	EPA 8260

ALPHA ANALYTICAL INC.

Alpha Analytical, Inc.
255 Glendale Ave, #21
Sparks, Nevada 89431
TEL: (775) 355-1044 FAX: (775) 355-0406
Website: www.alpha-analytical.com

Analytical Report

WO#: **CHH2211107**
Report Date: **11/17/2022**

CLIENT: CH2M Hill
Collection Date: 11/4/2022 8:09:00 AM
Project: DFSP Norwalk
Lab ID: 2211107-14
Matrix: AQUEOUS
Client Sample ID: MW-SF-6

Analyses	Result	RL	Qual	Units	Date Analyzed	Method
1,2-Dibromoethane (EDB)	ND	2.0		µg/L	11/11/2022	EPA 8260
Tetrachloroethene	ND	1.0		µg/L	11/11/2022	EPA 8260
1,1,1,2-Tetrachloroethane	ND	1.0		µg/L	11/11/2022	EPA 8260
Chlorobenzene	ND	1.0		µg/L	11/11/2022	EPA 8260
Ethylbenzene	ND	0.50		µg/L	11/11/2022	EPA 8260
m,p-Xylene	ND	0.50		µg/L	11/11/2022	EPA 8260
Bromoform	ND	1.0		µg/L	11/11/2022	EPA 8260
Xylenes, Total	ND	0.50		µg/L	11/11/2022	EPA 8260
Styrene	ND	1.0		µg/L	11/11/2022	EPA 8260
o-Xylene	ND	0.50		µg/L	11/11/2022	EPA 8260
1,1,2,2-Tetrachloroethane	ND	1.0		µg/L	11/11/2022	EPA 8260
1,2,3-Trichloropropane	ND	2.0		µg/L	11/11/2022	EPA 8260
Isopropylbenzene	ND	1.0		µg/L	11/11/2022	EPA 8260
Bromobenzene	ND	1.0		µg/L	11/11/2022	EPA 8260
n-Propylbenzene	ND	1.0		µg/L	11/11/2022	EPA 8260
4-Chlorotoluene	ND	1.0		µg/L	11/11/2022	EPA 8260
2-Chlorotoluene	ND	1.0		µg/L	11/11/2022	EPA 8260
1,3,5-Trimethylbenzene	ND	1.0		µg/L	11/11/2022	EPA 8260
tert-Butylbenzene	ND	1.0		µg/L	11/11/2022	EPA 8260
1,2,4-Trimethylbenzene	ND	1.0		µg/L	11/11/2022	EPA 8260
sec-Butylbenzene	ND	1.0		µg/L	11/11/2022	EPA 8260
1,3-Dichlorobenzene	ND	1.0		µg/L	11/11/2022	EPA 8260
1,4-Dichlorobenzene	ND	1.0		µg/L	11/11/2022	EPA 8260
4-Isopropyltoluene	ND	1.0		µg/L	11/11/2022	EPA 8260
1,2-Dichlorobenzene	ND	1.0		µg/L	11/11/2022	EPA 8260
n-Butylbenzene	ND	1.0		µg/L	11/11/2022	EPA 8260
1,2-Dibromo-3-chloropropane (DBCP)	ND	5.0		µg/L	11/11/2022	EPA 8260
1,2,4-Trichlorobenzene	ND	2.0		µg/L	11/11/2022	EPA 8260
Naphthalene	ND	10		µg/L	11/11/2022	EPA 8260
1,2,3-Trichlorobenzene	ND	2.0		µg/L	11/11/2022	EPA 8260
Surr: 1,2-Dichloroethane-d4	110	70-130		%Rec	11/11/2022	EPA 8260
Surr: Toluene-d8	100	70-130		%Rec	11/11/2022	EPA 8260
Surr: 4-Bromofluorobenzene	102	70-130		%Rec	11/11/2022	EPA 8260

ALPHA ANALYTICAL INC.

Alpha Analytical, Inc.
255 Glendale Ave, #21
Sparks, Nevada 89431
TEL: (775) 355-1044 FAX: (775) 355-0406
Website: www.alpha-analytical.com

Analytical Report

WO#: **CHH2211107**
Report Date: **11/17/2022**

CLIENT: CH2M Hill
Collection Date: 11/4/2022 8:53:00 AM
Project: DFSP Norwalk
Lab ID: 2211107-15
Matrix: AQUEOUS
Client Sample ID: MW-SF-15

Analyses	Result	RL	Qual	Units	Date Analyzed	Method
TPH-E (DRO)	0.37	0.050		mg/L	11/10/2022	EPA 8015C
Surr: Nonane	96	63-125		%Rec	11/10/2022	EPA 8015C
TPH-P (GRO)	ND	0.20		mg/L	11/11/2022	EPA 8015C
Surr: 1,2-Dichloroethane-d4	102	70-130		%Rec	11/11/2022	EPA 8015C
Surr: Toluene-d8	111	70-130		%Rec	11/11/2022	EPA 8015C
Surr: 4-Bromofluorobenzene	101	70-130		%Rec	11/11/2022	EPA 8015C
NOTES: Reporting Limit(s) increased due to sample foaming.						
Dichlorodifluoromethane	ND	2.0		µg/L	11/11/2022	EPA 8260
Chloromethane	ND	8.0		µg/L	11/11/2022	EPA 8260
Vinyl chloride	ND	2.0		µg/L	11/11/2022	EPA 8260
Chloroethane	ND	2.0		µg/L	11/11/2022	EPA 8260
Bromomethane	ND	8.0		µg/L	11/11/2022	EPA 8260
Trichlorofluoromethane	ND	10		µg/L	11/11/2022	EPA 8260
Acetone	ND	40		µg/L	11/11/2022	EPA 8260
1,1-Dichloroethene	ND	2.0		µg/L	11/11/2022	EPA 8260
Tertiary Butyl Alcohol (TBA)	410	20		µg/L	11/11/2022	EPA 8260
Dichloromethane	ND	8.0		µg/L	11/11/2022	EPA 8260
Freon-113	ND	10		µg/L	11/11/2022	EPA 8260
Carbon disulfide	ND	10		µg/L	11/11/2022	EPA 8260
trans-1,2-Dichloroethene	ND	2.0		µg/L	11/11/2022	EPA 8260
Methyl tert-butyl ether (MTBE)	1.7	1.0		µg/L	11/11/2022	EPA 8260
1,1-Dichloroethane	ND	2.0		µg/L	11/11/2022	EPA 8260
Vinyl acetate	ND	200		µg/L	11/11/2022	EPA 8260
2-Butanone (MEK)	ND	40		µg/L	11/11/2022	EPA 8260
Di-isopropyl Ether (DIPE)	54	2.0		µg/L	11/11/2022	EPA 8260
cis-1,2-Dichloroethene	ND	2.0		µg/L	11/11/2022	EPA 8260
Bromochloromethane	ND	2.0		µg/L	11/11/2022	EPA 8260
Chloroform	ND	2.0		µg/L	11/11/2022	EPA 8260
Ethyl Tertiary Butyl Ether (ETBE)	ND	2.0		µg/L	11/11/2022	EPA 8260
2,2-Dichloropropane	ND	2.0		µg/L	11/11/2022	EPA 8260
1,2-Dichloroethane	ND	2.0		µg/L	11/11/2022	EPA 8260
1,1,1-Trichloroethane	ND	2.0		µg/L	11/11/2022	EPA 8260
1,1-Dichloropropene	ND	2.0		µg/L	11/11/2022	EPA 8260
Carbon tetrachloride	ND	2.0		µg/L	11/11/2022	EPA 8260
Benzene	ND	1.0		µg/L	11/11/2022	EPA 8260
Tertiary Amyl Methyl Ether (TAME)	ND	2.0		µg/L	11/11/2022	EPA 8260
Dibromomethane	ND	2.0		µg/L	11/11/2022	EPA 8260
1,2-Dichloropropane	ND	2.0		µg/L	11/11/2022	EPA 8260
Trichloroethene	ND	2.0		µg/L	11/11/2022	EPA 8260
Bromodichloromethane	ND	2.0		µg/L	11/11/2022	EPA 8260
4-Methyl-2-pentanone (MIBK)	ND	10		µg/L	11/11/2022	EPA 8260
cis-1,3-Dichloropropene	ND	2.0		µg/L	11/11/2022	EPA 8260
trans-1,3-Dichloropropene	ND	2.0		µg/L	11/11/2022	EPA 8260
1,1,2-Trichloroethane	ND	2.0		µg/L	11/11/2022	EPA 8260
Toluene	ND	1.0		µg/L	11/11/2022	EPA 8260
1,3-Dichloropropane	ND	2.0		µg/L	11/11/2022	EPA 8260

ALPHA ANALYTICAL INC.

Alpha Analytical, Inc.
255 Glendale Ave, #21
Sparks, Nevada 89431
TEL: (775) 355-1044 FAX: (775) 355-0406
Website: www.alpha-analytical.com

Analytical Report

WO#: **CHH2211107**
Report Date: **11/17/2022**

CLIENT: CH2M Hill
Collection Date: 11/4/2022 8:53:00 AM
Project: DFSP Norwalk
Lab ID: 2211107-15
Matrix: AQUEOUS
Client Sample ID: MW-SF-15

Analyses	Result	RL	Qual	Units	Date Analyzed	Method
2-Hexanone	ND	20		µg/L	11/11/2022	EPA 8260
Dibromochloromethane	ND	2.0		µg/L	11/11/2022	EPA 8260
1,2-Dibromoethane (EDB)	ND	8.0		µg/L	11/11/2022	EPA 8260
Tetrachloroethene	ND	2.0		µg/L	11/11/2022	EPA 8260
1,1,1,2-Tetrachloroethane	ND	2.0		µg/L	11/11/2022	EPA 8260
Chlorobenzene	ND	2.0		µg/L	11/11/2022	EPA 8260
Ethylbenzene	ND	1.0		µg/L	11/11/2022	EPA 8260
m,p-Xylene	ND	1.0		µg/L	11/11/2022	EPA 8260
Bromoform	ND	2.0		µg/L	11/11/2022	EPA 8260
Xylenes, Total	ND	1.0		µg/L	11/11/2022	EPA 8260
Styrene	ND	2.0		µg/L	11/11/2022	EPA 8260
o-Xylene	ND	1.0		µg/L	11/11/2022	EPA 8260
1,1,2,2-Tetrachloroethane	ND	2.0		µg/L	11/11/2022	EPA 8260
1,2,3-Trichloropropane	ND	8.0		µg/L	11/11/2022	EPA 8260
Isopropylbenzene	ND	2.0		µg/L	11/11/2022	EPA 8260
Bromobenzene	ND	2.0		µg/L	11/11/2022	EPA 8260
n-Propylbenzene	ND	2.0		µg/L	11/11/2022	EPA 8260
4-Chlorotoluene	ND	2.0		µg/L	11/11/2022	EPA 8260
2-Chlorotoluene	ND	2.0		µg/L	11/11/2022	EPA 8260
1,3,5-Trimethylbenzene	ND	2.0		µg/L	11/11/2022	EPA 8260
tert-Butylbenzene	ND	2.0		µg/L	11/11/2022	EPA 8260
1,2,4-Trimethylbenzene	ND	2.0		µg/L	11/11/2022	EPA 8260
sec-Butylbenzene	ND	2.0		µg/L	11/11/2022	EPA 8260
1,3-Dichlorobenzene	ND	2.0		µg/L	11/11/2022	EPA 8260
1,4-Dichlorobenzene	ND	2.0		µg/L	11/11/2022	EPA 8260
4-Isopropyltoluene	ND	2.0		µg/L	11/11/2022	EPA 8260
1,2-Dichlorobenzene	ND	2.0		µg/L	11/11/2022	EPA 8260
n-Butylbenzene	ND	2.0		µg/L	11/11/2022	EPA 8260
1,2-Dibromo-3-chloropropane (DBCP)	ND	12		µg/L	11/11/2022	EPA 8260
1,2,4-Trichlorobenzene	ND	8.0		µg/L	11/11/2022	EPA 8260
Naphthalene	ND	10		µg/L	11/11/2022	EPA 8260
1,2,3-Trichlorobenzene	ND	8.0		µg/L	11/11/2022	EPA 8260
Surr: 1,2-Dichloroethane-d4	102	70-130		%Rec	11/11/2022	EPA 8260
Surr: Toluene-d8	111	70-130		%Rec	11/11/2022	EPA 8260
Surr: 4-Bromofluorobenzene	101	70-130		%Rec	11/11/2022	EPA 8260

NOTES:
Reporting Limit(s) increased due to sample foaming.

ALPHA ANALYTICAL INC.

Alpha Analytical, Inc.
255 Glendale Ave, #21
Sparks, Nevada 89431
TEL: (775) 355-1044 FAX: (775) 355-0406
Website: www.alpha-analytical.com

Analytical Report

WO#: **CHH2211107**
Report Date: **11/17/2022**

CLIENT: CH2M Hill
Collection Date: 11/4/2022 9:41:00 AM
Project: DFSP Norwalk
Lab ID: 2211107-16
Matrix: AQUEOUS
Client Sample ID: MW-SF-13

Analyses	Result	RL	Qual	Units	Date Analyzed	Method
TPH-E (DRO)	0.45	0.050		mg/L	11/10/2022	EPA 8015C
Surr: Nonane	97	63-125		%Rec	11/10/2022	EPA 8015C
TPH-P (GRO)	0.11	0.10		mg/L	11/11/2022	EPA 8015C
Surr: 1,2-Dichloroethane-d4	108	70-130		%Rec	11/11/2022	EPA 8015C
Surr: Toluene-d8	111	70-130		%Rec	11/11/2022	EPA 8015C
Surr: 4-Bromofluorobenzene	96	70-130		%Rec	11/11/2022	EPA 8015C
Dichlorodifluoromethane	ND	1.0		µg/L	11/11/2022	EPA 8260
Chloromethane	ND	4.0		µg/L	11/11/2022	EPA 8260
Vinyl chloride	ND	1.0		µg/L	11/11/2022	EPA 8260
Chloroethane	ND	1.0		µg/L	11/11/2022	EPA 8260
Bromomethane	ND	4.0		µg/L	11/11/2022	EPA 8260
Trichlorofluoromethane	ND	10		µg/L	11/11/2022	EPA 8260
Acetone	ND	20		µg/L	11/11/2022	EPA 8260
1,1-Dichloroethene	ND	1.0		µg/L	11/11/2022	EPA 8260
Tertiary Butyl Alcohol (TBA)	ND	10		µg/L	11/11/2022	EPA 8260
Dichloromethane	ND	5.0		µg/L	11/11/2022	EPA 8260
Freon-113	ND	10		µg/L	11/11/2022	EPA 8260
Carbon disulfide	ND	5.0		µg/L	11/11/2022	EPA 8260
trans-1,2-Dichloroethene	ND	1.0		µg/L	11/11/2022	EPA 8260
Methyl tert-butyl ether (MTBE)	1.9	0.50		µg/L	11/11/2022	EPA 8260
1,1-Dichloroethane	ND	1.0		µg/L	11/11/2022	EPA 8260
Vinyl acetate	ND	100		µg/L	11/11/2022	EPA 8260
2-Butanone (MEK)	ND	20		µg/L	11/11/2022	EPA 8260
Di-isopropyl Ether (DIPE)	14	1.0		µg/L	11/11/2022	EPA 8260
cis-1,2-Dichloroethene	ND	1.0		µg/L	11/11/2022	EPA 8260
Bromochloromethane	ND	1.0		µg/L	11/11/2022	EPA 8260
Chloroform	ND	1.0		µg/L	11/11/2022	EPA 8260
Ethyl Tertiary Butyl Ether (ETBE)	ND	1.0		µg/L	11/11/2022	EPA 8260
2,2-Dichloropropane	ND	1.0		µg/L	11/11/2022	EPA 8260
1,2-Dichloroethane	ND	1.0		µg/L	11/11/2022	EPA 8260
1,1,1-Trichloroethane	ND	1.0		µg/L	11/11/2022	EPA 8260
1,1-Dichloropropene	ND	1.0		µg/L	11/11/2022	EPA 8260
Carbon tetrachloride	ND	1.0		µg/L	11/11/2022	EPA 8260
Benzene	ND	0.50		µg/L	11/11/2022	EPA 8260
Tertiary Amyl Methyl Ether (TAME)	ND	1.0		µg/L	11/11/2022	EPA 8260
Dibromomethane	ND	1.0		µg/L	11/11/2022	EPA 8260
1,2-Dichloropropane	ND	1.0		µg/L	11/11/2022	EPA 8260
Trichloroethene	ND	1.0		µg/L	11/11/2022	EPA 8260
Bromodichloromethane	ND	1.0		µg/L	11/11/2022	EPA 8260
4-Methyl-2-pentanone (MIBK)	ND	10		µg/L	11/11/2022	EPA 8260
cis-1,3-Dichloropropene	ND	1.0		µg/L	11/11/2022	EPA 8260
trans-1,3-Dichloropropene	ND	1.0		µg/L	11/11/2022	EPA 8260
1,1,2-Trichloroethane	ND	1.0		µg/L	11/11/2022	EPA 8260
Toluene	ND	0.50		µg/L	11/11/2022	EPA 8260
1,3-Dichloropropane	ND	1.0		µg/L	11/11/2022	EPA 8260
2-Hexanone	ND	10		µg/L	11/11/2022	EPA 8260
Dibromochloromethane	ND	1.0		µg/L	11/11/2022	EPA 8260

ALPHA ANALYTICAL INC.

Alpha Analytical, Inc.
255 Glendale Ave, #21
Sparks, Nevada 89431
TEL: (775) 355-1044 FAX: (775) 355-0406
Website: www.alpha-analytical.com

Analytical Report

WO#: **CHH2211107**
Report Date: **11/17/2022**

CLIENT: CH2M Hill
Collection Date: 11/4/2022 9:41:00 AM
Project: DFSP Norwalk
Lab ID: 2211107-16
Matrix: AQUEOUS
Client Sample ID: MW-SF-13

Analyses	Result	RL	Qual	Units	Date Analyzed	Method
1,2-Dibromoethane (EDB)	ND	4.0		µg/L	11/11/2022	EPA 8260
Tetrachloroethene	ND	1.0		µg/L	11/11/2022	EPA 8260
1,1,1,2-Tetrachloroethane	ND	1.0		µg/L	11/11/2022	EPA 8260
Chlorobenzene	ND	1.0		µg/L	11/11/2022	EPA 8260
Ethylbenzene	ND	0.50		µg/L	11/11/2022	EPA 8260
m,p-Xylene	ND	0.50		µg/L	11/11/2022	EPA 8260
Bromoform	ND	1.0		µg/L	11/11/2022	EPA 8260
Xylenes, Total	ND	0.50		µg/L	11/11/2022	EPA 8260
Styrene	ND	1.0		µg/L	11/11/2022	EPA 8260
o-Xylene	ND	0.50		µg/L	11/11/2022	EPA 8260
1,1,2,2-Tetrachloroethane	ND	1.0		µg/L	11/11/2022	EPA 8260
1,2,3-Trichloropropane	ND	4.0		µg/L	11/11/2022	EPA 8260
Isopropylbenzene	ND	1.0		µg/L	11/11/2022	EPA 8260
Bromobenzene	ND	1.0		µg/L	11/11/2022	EPA 8260
n-Propylbenzene	ND	1.0		µg/L	11/11/2022	EPA 8260
4-Chlorotoluene	ND	1.0		µg/L	11/11/2022	EPA 8260
2-Chlorotoluene	ND	1.0		µg/L	11/11/2022	EPA 8260
1,3,5-Trimethylbenzene	ND	1.0		µg/L	11/11/2022	EPA 8260
tert-Butylbenzene	ND	1.0		µg/L	11/11/2022	EPA 8260
1,2,4-Trimethylbenzene	ND	1.0		µg/L	11/11/2022	EPA 8260
sec-Butylbenzene	ND	1.0		µg/L	11/11/2022	EPA 8260
1,3-Dichlorobenzene	ND	1.0		µg/L	11/11/2022	EPA 8260
1,4-Dichlorobenzene	ND	1.0		µg/L	11/11/2022	EPA 8260
4-Isopropyltoluene	ND	1.0		µg/L	11/11/2022	EPA 8260
1,2-Dichlorobenzene	ND	1.0		µg/L	11/11/2022	EPA 8260
n-Butylbenzene	ND	1.0		µg/L	11/11/2022	EPA 8260
1,2-Dibromo-3-chloropropane (DBCP)	ND	6.0		µg/L	11/11/2022	EPA 8260
1,2,4-Trichlorobenzene	ND	4.0		µg/L	11/11/2022	EPA 8260
Naphthalene	ND	10		µg/L	11/11/2022	EPA 8260
1,2,3-Trichlorobenzene	ND	4.0		µg/L	11/11/2022	EPA 8260
Surr: 1,2-Dichloroethane-d4	108	70-130		%Rec	11/11/2022	EPA 8260
Surr: Toluene-d8	111	70-130		%Rec	11/11/2022	EPA 8260
Surr: 4-Bromofluorobenzene	96	70-130		%Rec	11/11/2022	EPA 8260

NOTES:
Reporting Limit(s) increased due to sample foaming.

ALPHA ANALYTICAL INC.

Alpha Analytical, Inc.
255 Glendale Ave, #21
Sparks, Nevada 89431
TEL: (775) 355-1044 FAX: (775) 355-0406
Website: www.alpha-analytical.com

Analytical Report

WO#: **CHH2211107**
Report Date: **11/17/2022**

CLIENT: CH2M Hill
Collection Date: 11/4/2022 11:04:00 AM
Project: DFSP Norwalk
Lab ID: 2211107-17
Matrix: AQUEOUS
Client Sample ID: MW-O-2

Analyses	Result	RL	Qual	Units	Date Analyzed	Method
TPH-E (DRO)	3.7	0.050		mg/L	11/10/2022	EPA 8015C
Surr: Nonane	100	63-125		%Rec	11/10/2022	EPA 8015C
TPH-P (GRO)	0.61	0.50		mg/L	11/11/2022	EPA 8015C
Surr: 1,2-Dichloroethane-d4	105	70-130		%Rec	11/11/2022	EPA 8015C
Surr: Toluene-d8	104	70-130		%Rec	11/11/2022	EPA 8015C
Surr: 4-Bromofluorobenzene	97	70-130		%Rec	11/11/2022	EPA 8015C
Dichlorodifluoromethane	ND	5.0		µg/L	11/11/2022	EPA 8260
Chloromethane	ND	20		µg/L	11/11/2022	EPA 8260
Vinyl chloride	ND	5.0		µg/L	11/11/2022	EPA 8260
Chloroethane	ND	5.0		µg/L	11/11/2022	EPA 8260
Bromomethane	ND	20		µg/L	11/11/2022	EPA 8260
Trichlorofluoromethane	ND	10		µg/L	11/11/2022	EPA 8260
Acetone	ND	100		µg/L	11/11/2022	EPA 8260
1,1-Dichloroethene	ND	5.0		µg/L	11/11/2022	EPA 8260
Tertiary Butyl Alcohol (TBA)	1,100	50		µg/L	11/11/2022	EPA 8260
Dichloromethane	ND	20		µg/L	11/11/2022	EPA 8260
Freon-113	ND	10		µg/L	11/11/2022	EPA 8260
Carbon disulfide	ND	25		µg/L	11/11/2022	EPA 8260
trans-1,2-Dichloroethene	ND	5.0		µg/L	11/11/2022	EPA 8260
Methyl tert-butyl ether (MTBE)	14	2.5		µg/L	11/11/2022	EPA 8260
1,1-Dichloroethane	ND	5.0		µg/L	11/11/2022	EPA 8260
Vinyl acetate	ND	500		µg/L	11/11/2022	EPA 8260
2-Butanone (MEK)	ND	100		µg/L	11/11/2022	EPA 8260
Di-isopropyl Ether (DIPE)	8.0	5.0		µg/L	11/11/2022	EPA 8260
cis-1,2-Dichloroethene	ND	5.0		µg/L	11/11/2022	EPA 8260
Bromochloromethane	ND	5.0		µg/L	11/11/2022	EPA 8260
Chloroform	ND	5.0		µg/L	11/11/2022	EPA 8260
Ethyl Tertiary Butyl Ether (ETBE)	ND	5.0		µg/L	11/11/2022	EPA 8260
2,2-Dichloropropane	ND	5.0		µg/L	11/11/2022	EPA 8260
1,2-Dichloroethane	ND	5.0		µg/L	11/11/2022	EPA 8260
1,1,1-Trichloroethane	ND	5.0		µg/L	11/11/2022	EPA 8260
1,1-Dichloropropene	ND	5.0		µg/L	11/11/2022	EPA 8260
Carbon tetrachloride	ND	5.0		µg/L	11/11/2022	EPA 8260
Benzene	130	2.5		µg/L	11/11/2022	EPA 8260
Tertiary Amyl Methyl Ether (TAME)	ND	5.0		µg/L	11/11/2022	EPA 8260
Dibromomethane	ND	5.0		µg/L	11/11/2022	EPA 8260
1,2-Dichloropropane	ND	5.0		µg/L	11/11/2022	EPA 8260
Trichloroethene	ND	5.0		µg/L	11/11/2022	EPA 8260
Bromodichloromethane	ND	5.0		µg/L	11/11/2022	EPA 8260
4-Methyl-2-pentanone (MIBK)	ND	25		µg/L	11/11/2022	EPA 8260
cis-1,3-Dichloropropene	ND	5.0		µg/L	11/11/2022	EPA 8260
trans-1,3-Dichloropropene	ND	5.0		µg/L	11/11/2022	EPA 8260
1,1,2-Trichloroethane	ND	5.0		µg/L	11/11/2022	EPA 8260
Toluene	7.7	2.5		µg/L	11/11/2022	EPA 8260
1,3-Dichloropropane	ND	5.0		µg/L	11/11/2022	EPA 8260
2-Hexanone	ND	50		µg/L	11/11/2022	EPA 8260
Dibromochloromethane	ND	5.0		µg/L	11/11/2022	EPA 8260

ALPHA ANALYTICAL INC.

Alpha Analytical, Inc.
255 Glendale Ave, #21
Sparks, Nevada 89431
TEL: (775) 355-1044 FAX: (775) 355-0406
Website: www.alpha-analytical.com

Analytical Report

WO#: **CHH2211107**
Report Date: **11/17/2022**

CLIENT: CH2M Hill
Collection Date: 11/4/2022 11:04:00 AM
Project: DFSP Norwalk
Lab ID: 2211107-17
Matrix: AQUEOUS
Client Sample ID: MW-O-2

Analyses	Result	RL	Qual	Units	Date Analyzed	Method
1,2-Dibromoethane (EDB)	ND	20		µg/L	11/11/2022	EPA 8260
Tetrachloroethene	ND	5.0		µg/L	11/11/2022	EPA 8260
1,1,1,2-Tetrachloroethane	ND	5.0		µg/L	11/11/2022	EPA 8260
Chlorobenzene	ND	5.0		µg/L	11/11/2022	EPA 8260
Ethylbenzene	3.0	2.5		µg/L	11/11/2022	EPA 8260
m,p-Xylene	2.7	2.5		µg/L	11/11/2022	EPA 8260
Bromoform	ND	5.0		µg/L	11/11/2022	EPA 8260
Xylenes, Total	5.2	2.5		µg/L	11/11/2022	EPA 8260
Styrene	ND	5.0		µg/L	11/11/2022	EPA 8260
o-Xylene	2.6	2.5		µg/L	11/11/2022	EPA 8260
1,1,2,2-Tetrachloroethane	ND	5.0		µg/L	11/11/2022	EPA 8260
1,2,3-Trichloropropane	ND	20		µg/L	11/11/2022	EPA 8260
Isopropylbenzene	8.0	5.0		µg/L	11/11/2022	EPA 8260
Bromobenzene	ND	5.0		µg/L	11/11/2022	EPA 8260
n-Propylbenzene	21	5.0		µg/L	11/11/2022	EPA 8260
4-Chlorotoluene	ND	5.0		µg/L	11/11/2022	EPA 8260
2-Chlorotoluene	ND	5.0		µg/L	11/11/2022	EPA 8260
1,3,5-Trimethylbenzene	ND	5.0		µg/L	11/11/2022	EPA 8260
tert-Butylbenzene	ND	5.0		µg/L	11/11/2022	EPA 8260
1,2,4-Trimethylbenzene	ND	5.0		µg/L	11/11/2022	EPA 8260
sec-Butylbenzene	ND	5.0		µg/L	11/11/2022	EPA 8260
1,3-Dichlorobenzene	ND	5.0		µg/L	11/11/2022	EPA 8260
1,4-Dichlorobenzene	ND	5.0		µg/L	11/11/2022	EPA 8260
4-Isopropyltoluene	ND	5.0		µg/L	11/11/2022	EPA 8260
1,2-Dichlorobenzene	ND	5.0		µg/L	11/11/2022	EPA 8260
n-Butylbenzene	ND	5.0		µg/L	11/11/2022	EPA 8260
1,2-Dibromo-3-chloropropane (DBCP)	ND	30		µg/L	11/11/2022	EPA 8260
1,2,4-Trichlorobenzene	ND	20		µg/L	11/11/2022	EPA 8260
Naphthalene	ND	20		µg/L	11/11/2022	EPA 8260
1,2,3-Trichlorobenzene	ND	20		µg/L	11/11/2022	EPA 8260
Surr: 1,2-Dichloroethane-d4	105	70-130		%Rec	11/11/2022	EPA 8260
Surr: Toluene-d8	104	70-130		%Rec	11/11/2022	EPA 8260
Surr: 4-Bromofluorobenzene	97	70-130		%Rec	11/11/2022	EPA 8260

NOTES:
Reporting Limit(s) increased due to sample foaming.

ALPHA ANALYTICAL INC.

Alpha Analytical, Inc.
255 Glendale Ave, #21
Sparks, Nevada 89431
TEL: (775) 355-1044 FAX: (775) 355-0406
Website: www.alpha-analytical.com

Analytical Report

WO#: **CHH2211107**
Report Date: **11/17/2022**

CLIENT: CH2M Hill
Collection Date: 11/4/2022 10:00:00 AM
Project: DFSP Norwalk
Lab ID: 2211107-18
Matrix: AQUEOUS
Client Sample ID: EXP-2

Analyses	Result	RL	Qual	Units	Date Analyzed	Method
TPH-E (DRO)	ND	0.050		mg/L	11/10/2022	EPA 8015C
Surr: Nonane	99	63-125		%Rec	11/10/2022	EPA 8015C
TPH-P (GRO)	ND	0.050		mg/L	11/11/2022	EPA 8015C
Surr: 1,2-Dichloroethane-d4	103	70-130		%Rec	11/11/2022	EPA 8015C
Surr: Toluene-d8	108	70-130		%Rec	11/11/2022	EPA 8015C
Surr: 4-Bromofluorobenzene	104	70-130		%Rec	11/11/2022	EPA 8015C
Dichlorodifluoromethane	ND	1.0		µg/L	11/11/2022	EPA 8260
Chloromethane	ND	2.0		µg/L	11/11/2022	EPA 8260
Vinyl chloride	ND	0.50		µg/L	11/11/2022	EPA 8260
Chloroethane	ND	1.0		µg/L	11/11/2022	EPA 8260
Bromomethane	ND	2.0		µg/L	11/11/2022	EPA 8260
Trichlorofluoromethane	ND	10		µg/L	11/11/2022	EPA 8260
Acetone	14	10		µg/L	11/11/2022	EPA 8260
1,1-Dichloroethene	ND	1.0		µg/L	11/11/2022	EPA 8260
Tertiary Butyl Alcohol (TBA)	ND	10		µg/L	11/11/2022	EPA 8260
Dichloromethane	ND	5.0		µg/L	11/11/2022	EPA 8260
Freon-113	ND	10		µg/L	11/11/2022	EPA 8260
Carbon disulfide	ND	2.5		µg/L	11/11/2022	EPA 8260
trans-1,2-Dichloroethene	ND	1.0		µg/L	11/11/2022	EPA 8260
Methyl tert-butyl ether (MTBE)	2.9	0.50		µg/L	11/11/2022	EPA 8260
1,1-Dichloroethane	ND	1.0		µg/L	11/11/2022	EPA 8260
Vinyl acetate	ND	50		µg/L	11/11/2022	EPA 8260
2-Butanone (MEK)	ND	10		µg/L	11/11/2022	EPA 8260
Di-isopropyl Ether (DIPE)	ND	1.0		µg/L	11/11/2022	EPA 8260
cis-1,2-Dichloroethene	ND	1.0		µg/L	11/11/2022	EPA 8260
Bromochloromethane	ND	1.0		µg/L	11/11/2022	EPA 8260
Chloroform	ND	1.0		µg/L	11/11/2022	EPA 8260
Ethyl Tertiary Butyl Ether (ETBE)	ND	1.0		µg/L	11/11/2022	EPA 8260
2,2-Dichloropropane	ND	1.0		µg/L	11/11/2022	EPA 8260
1,2-Dichloroethane	ND	0.50		µg/L	11/11/2022	EPA 8260
1,1,1-Trichloroethane	ND	1.0		µg/L	11/11/2022	EPA 8260
1,1-Dichloropropene	ND	1.0		µg/L	11/11/2022	EPA 8260
Carbon tetrachloride	ND	1.0		µg/L	11/11/2022	EPA 8260
Benzene	ND	0.50		µg/L	11/11/2022	EPA 8260
Tertiary Amyl Methyl Ether (TAME)	ND	1.0		µg/L	11/11/2022	EPA 8260
Dibromomethane	ND	1.0		µg/L	11/11/2022	EPA 8260
1,2-Dichloropropane	ND	1.0		µg/L	11/11/2022	EPA 8260
Trichloroethene	ND	1.0		µg/L	11/11/2022	EPA 8260
Bromodichloromethane	ND	1.0		µg/L	11/11/2022	EPA 8260
4-Methyl-2-pentanone (MIBK)	ND	10		µg/L	11/11/2022	EPA 8260
cis-1,3-Dichloropropene	ND	0.50		µg/L	11/11/2022	EPA 8260
trans-1,3-Dichloropropene	ND	0.50		µg/L	11/11/2022	EPA 8260
1,1,2-Trichloroethane	ND	1.0		µg/L	11/11/2022	EPA 8260
Toluene	ND	0.50		µg/L	11/11/2022	EPA 8260
1,3-Dichloropropane	ND	1.0		µg/L	11/11/2022	EPA 8260
2-Hexanone	ND	5.0		µg/L	11/11/2022	EPA 8260
Dibromochloromethane	ND	1.0		µg/L	11/11/2022	EPA 8260

ALPHA ANALYTICAL INC.

Alpha Analytical, Inc.
255 Glendale Ave, #21
Sparks, Nevada 89431
TEL: (775) 355-1044 FAX: (775) 355-0406
Website: www.alpha-analytical.com

Analytical Report

WO#: **CHH2211107**
Report Date: **11/17/2022**

CLIENT: CH2M Hill
Collection Date: 11/4/2022 10:00:00 AM
Project: DFSP Norwalk
Lab ID: 2211107-18
Matrix: AQUEOUS
Client Sample ID: EXP-2

Analyses	Result	RL	Qual	Units	Date Analyzed	Method
1,2-Dibromoethane (EDB)	ND	2.0		µg/L	11/11/2022	EPA 8260
Tetrachloroethene	ND	1.0		µg/L	11/11/2022	EPA 8260
1,1,1,2-Tetrachloroethane	ND	1.0		µg/L	11/11/2022	EPA 8260
Chlorobenzene	ND	1.0		µg/L	11/11/2022	EPA 8260
Ethylbenzene	ND	0.50		µg/L	11/11/2022	EPA 8260
m,p-Xylene	ND	0.50		µg/L	11/11/2022	EPA 8260
Bromoform	ND	1.0		µg/L	11/11/2022	EPA 8260
Xylenes, Total	ND	0.50		µg/L	11/11/2022	EPA 8260
Styrene	ND	1.0		µg/L	11/11/2022	EPA 8260
o-Xylene	ND	0.50		µg/L	11/11/2022	EPA 8260
1,1,2,2-Tetrachloroethane	ND	1.0		µg/L	11/11/2022	EPA 8260
1,2,3-Trichloropropane	ND	2.0		µg/L	11/11/2022	EPA 8260
Isopropylbenzene	ND	1.0		µg/L	11/11/2022	EPA 8260
Bromobenzene	ND	1.0		µg/L	11/11/2022	EPA 8260
n-Propylbenzene	ND	1.0		µg/L	11/11/2022	EPA 8260
4-Chlorotoluene	ND	1.0		µg/L	11/11/2022	EPA 8260
2-Chlorotoluene	ND	1.0		µg/L	11/11/2022	EPA 8260
1,3,5-Trimethylbenzene	ND	1.0		µg/L	11/11/2022	EPA 8260
tert-Butylbenzene	ND	1.0		µg/L	11/11/2022	EPA 8260
1,2,4-Trimethylbenzene	ND	1.0		µg/L	11/11/2022	EPA 8260
sec-Butylbenzene	ND	1.0		µg/L	11/11/2022	EPA 8260
1,3-Dichlorobenzene	ND	1.0		µg/L	11/11/2022	EPA 8260
1,4-Dichlorobenzene	ND	1.0		µg/L	11/11/2022	EPA 8260
4-Isopropyltoluene	ND	1.0		µg/L	11/11/2022	EPA 8260
1,2-Dichlorobenzene	ND	1.0		µg/L	11/11/2022	EPA 8260
n-Butylbenzene	ND	1.0		µg/L	11/11/2022	EPA 8260
1,2-Dibromo-3-chloropropane (DBCP)	ND	5.0		µg/L	11/11/2022	EPA 8260
1,2,4-Trichlorobenzene	ND	2.0		µg/L	11/11/2022	EPA 8260
Naphthalene	ND	10		µg/L	11/11/2022	EPA 8260
1,2,3-Trichlorobenzene	ND	2.0		µg/L	11/11/2022	EPA 8260
Surr: 1,2-Dichloroethane-d4	103	70-130		%Rec	11/11/2022	EPA 8260
Surr: Toluene-d8	108	70-130		%Rec	11/11/2022	EPA 8260
Surr: 4-Bromofluorobenzene	104	70-130		%Rec	11/11/2022	EPA 8260

ALPHA ANALYTICAL INC.

Alpha Analytical, Inc.
255 Glendale Ave, #21
Sparks, Nevada 89431
TEL: (775) 355-1044 FAX: (775) 355-0406
Website: www.alpha-analytical.com

QC SUMMARY REPORT

WO#: **2211107**

17-Nov-22

Client: CH2M Hill
Project: DFSP Norwalk **TestCode:** **TPH/E_W**

Sample ID: **MB-17363** SampType: **MBLK** TestCode: **TPH/E_W** Units: **mg/L**
Client ID: **PBW** Batch ID: **17363** TestNo: **SW8015** **SW8015**
Prep Date: **11/9/2022** RunNo: **16048** SeqNo: **466864**
Analysis Date: **11/9/2022**

Analyte	Result	PQL	SPK Value	SPK Ref Val	%REC	LowLimit	HighLimit	RPD Ref Val	%RPD	RPDLimit	Qual
TPH-E (DRO)	ND	0.05									
Surr: Nonane	0.15		0.15		101	63	125				

Sample ID: **LCS-17363** SampType: **LCS** TestCode: **TPH/E_W** Units: **mg/L**
Client ID: **LCSW** Batch ID: **17363** TestNo: **SW8015** **SW8015**
Prep Date: **11/9/2022** RunNo: **16048** SeqNo: **466865**
Analysis Date: **11/9/2022**

Analyte	Result	PQL	SPK Value	SPK Ref Val	%REC	LowLimit	HighLimit	RPD Ref Val	%RPD	RPDLimit	Qual
TPH-E (DRO)	2.83	0.05	2.5	0	113	89.6	123				
Surr: Nonane	0.157		0.15		105	60	129				

Sample ID: **2211107-11AMSD** SampType: **MSD** TestCode: **TPH/E_W** Units: **mg/L**
Client ID: **EB-8MSD** Batch ID: **17363** TestNo: **SW8015** **SW8015**
Prep Date: **11/9/2022** RunNo: **16048** SeqNo: **466868**
Analysis Date: **11/9/2022**

Analyte	Result	PQL	SPK Value	SPK Ref Val	%REC	LowLimit	HighLimit	RPD Ref Val	%RPD	RPDLimit	Qual
TPH-E (DRO)	3.14	0.1	2.5	0.045	124	79	140	3.08	1.7	8	
Surr: Nonane	0.306		0.3		102	68.8	128	0.305	0	0	

Sample ID: **2211107-11AMS** SampType: **MS** TestCode: **TPH/E_W** Units: **mg/L**
Client ID: **EB-8MS** Batch ID: **17363** TestNo: **SW8015** **SW8015**
Prep Date: **11/9/2022** RunNo: **16048** SeqNo: **466867**
Analysis Date: **11/9/2022**

Analyte	Result	PQL	SPK Value	SPK Ref Val	%REC	LowLimit	HighLimit	RPD Ref Val	%RPD	RPDLimit	Qual
TPH-E (DRO)	3.08	0.1	2.5	0.045	121	79	140				
Surr: Nonane	0.305		0.3		102	68.8	128				

Qualifiers:

B	Analyte detected in the associated Method Blank
ND	Not Detected at the Reporting Limit
R	RPD outside accepted recovery limits
S	Spike Recovery outside accepted recovery limits

ALPHA ANALYTICAL INC.

Alpha Analytical, Inc.
255 Glendale Ave, #21
Sparks, Nevada 89431
TEL: (775) 355-1044 FAX: (775) 355-0406
Website: www.alpha-analytical.com

QC SUMMARY REPORT

WO#: **2211107**

17-Nov-22

Client: CH2M Hill
Project: DFSP Norwalk **TestCode:** **TPH/P_W**

Sample ID: **MB-17385** SampType: **MBLK** TestCode: **TPH/P_W** Units: **mg/L**
Client ID: **PBW** Batch ID: **A17385B** TestNo: **SW8015**
Prep Date: **11/11/2022** RunNo: **16068** SeqNo: **467437**
Analysis Date: **11/11/2022**

Analyte	Result	PQL	SPK Value	SPK Ref Val	%REC	LowLimit	HighLimit	RPD Ref Val	%RPD	RPDLimit	Qual
TPH-P (GRO)	ND	0.05									
Surr: 1,2-Dichloroethane-d4	0.011		0.01		107	69.51	130.49				
Surr: Toluene-d8	0.011		0.01		106	69.51	130.49				
Surr: 4-Bromofluorobenzene	0.01		0.01		103	69.51	130.49				

Sample ID: **GLCS-17385** SampType: **GLCS** TestCode: **TPH/P_W** Units: **mg/L**
Client ID: **BatchQC** Batch ID: **A17385B** TestNo: **SW8015**
Prep Date: **11/11/2022** RunNo: **16068** SeqNo: **467436**
Analysis Date: **11/11/2022**

Analyte	Result	PQL	SPK Value	SPK Ref Val	%REC	LowLimit	HighLimit	RPD Ref Val	%RPD	RPDLimit	Qual
TPH-P (GRO)	0.389	0.05	0.4	0	97.3	73.9	126				
Surr: 1,2-Dichloroethane-d4	0.0102		0.01		102	69.51	130.49				
Surr: Toluene-d8	0.00923		0.01		92.3	69.51	130.49				
Surr: 4-Bromofluorobenzene	0.0117		0.01		116	69.51	130.49				

Sample ID: **2211107-11AGSD** SampType: **GSD** TestCode: **TPH/P_W** Units: **mg/L**
Client ID: **EB-8** Batch ID: **A17385B** TestNo: **SW8015**
Prep Date: **11/11/2022** RunNo: **16068** SeqNo: **467439**
Analysis Date: **11/11/2022**

Analyte	Result	PQL	SPK Value	SPK Ref Val	%REC	LowLimit	HighLimit	RPD Ref Val	%RPD	RPDLimit	Qual
TPH-P (GRO)	1.81	0.25	2	0	90.7	60	125	2.04	12	28	
Surr: 1,2-Dichloroethane-d4	0.0498		0.05		99.6	69.51	130.49	0.0495	0	0	
Surr: Toluene-d8	0.0474		0.05		94.8	69.51	130.49	0.0473	0	0	
Surr: 4-Bromofluorobenzene	0.0585		0.05		117	69.51	130.49	0.0581	0	0	

Sample ID: **2211107-11AGS** SampType: **GS** TestCode: **TPH/P_W** Units: **mg/L**
Client ID: **EB-8** Batch ID: **A17385B** TestNo: **SW8015**
Prep Date: **11/11/2022** RunNo: **16068** SeqNo: **467438**
Analysis Date: **11/11/2022**

Analyte	Result	PQL	SPK Value	SPK Ref Val	%REC	LowLimit	HighLimit	RPD Ref Val	%RPD	RPDLimit	Qual
TPH-P (GRO)	2.04	0.25	2	0	102	60	125				
Surr: 1,2-Dichloroethane-d4	0.0495		0.05		99.1	69.51	130.49				
Surr: Toluene-d8	0.0473		0.05		94.7	69.51	130.49				
Surr: 4-Bromofluorobenzene	0.0581		0.05		116	69.51	130.49				

Qualifiers:

B	Analyte detected in the associated Method Blank
ND	Not Detected at the Reporting Limit
R	RPD outside accepted recovery limits
S	Spike Recovery outside accepted recovery limits

ALPHA ANALYTICAL INC.

Alpha Analytical, Inc.
255 Glendale Ave, #21
Sparks, Nevada 89431
TEL: (775) 355-1044 FAX: (775) 355-0406
Website: www.alpha-analytical.com

QC SUMMARY REPORT

WO#: **2211107**

17-Nov-22

Client: CH2M Hill
Project: DFSP Norwalk **TestCode:** **TPH/P_W**

Sample ID: **2211107-11AGS** SampType: **GS** TestCode: **TPH/P_W** Units: **mg/L**
Client ID: **EB-8** Batch ID: **A17385B** TestNo: **SW8015**
Prep Date: **11/11/2022** RunNo: **16068** SeqNo: **467438**
Analysis Date: **11/11/2022**

Analyte	Result	PQL	SPK Value	SPK Ref Val	%REC	LowLimit	HighLimit	RPD Ref Val	%RPD	RPDLimit	Qual

Qualifiers:

B	Analyte detected in the associated Method Blank
ND	Not Detected at the Reporting Limit
R	RPD outside accepted recovery limits
S	Spike Recovery outside accepted recovery limits

ALPHA ANALYTICAL INC.

Alpha Analytical, Inc.
255 Glendale Ave, #21
Sparks, Nevada 89431
TEL: (775) 355-1044 FAX: (775) 355-0406
Website: www.alpha-analytical.com

QC SUMMARY REPORT

WO#: **2211107**

17-Nov-22

Client: CH2M Hill
Project: DFSP Norwalk **TestCode:** **VOC_W**

Sample ID: **MB-17385** SampType: **MBLK** TestCode: **VOC_W** Units: **µg/L**
Client ID: **PBW** Batch ID: **A17385** TestNo: **SW8260C**
Prep Date: **11/11/2022** RunNo: **16068** SeqNo: **467433**
Analysis Date: **11/11/2022**

Analyte	Result	PQL	SPK Value	SPK Ref Val	%REC	LowLimit	HighLimit	RPD Ref Val	%RPD	RPDLimit	Qual
Dichlorodifluoromethane	ND	1									
Chloromethane	ND	2									
Vinyl chloride	ND	1									
Chloroethane	ND	1									
Bromomethane	ND	2									
Trichlorofluoromethane	ND	1									
Acetone	ND	10									
1,1-Dichloroethene	ND	1									
Tertiary Butyl Alcohol (TBA)	ND	10									
Dichloromethane	ND	2									
Freon-113	ND	1									
Carbon disulfide	ND	2.5									
trans-1,2-Dichloroethene	ND	1									
Methyl tert-butyl ether (MTBE)	ND	0.5									
1,1-Dichloroethane	ND	1									
Vinyl acetate	ND	50									
2-Butanone (MEK)	ND	10									
Di-isopropyl Ether (DIPE)	ND	1									
cis-1,2-Dichloroethene	ND	1									
Bromochloromethane	ND	1									
Chloroform	ND	1									
Ethyl Tertiary Butyl Ether (ETBE)	ND	1									
2,2-Dichloropropane	ND	1									
1,2-Dichloroethane	ND	1									
1,1,1-Trichloroethane	ND	1									
1,1-Dichloropropene	ND	1									
Carbon tetrachloride	ND	1									
Benzene	ND	0.5									
Tertiary Amyl Methyl Ether (TAME)	ND	1									
Dibromomethane	ND	1									
1,2-Dichloropropane	ND	1									
Trichloroethene	ND	1									
Bromodichloromethane	ND	1									
4-Methyl-2-pentanone (MIBK)	ND	2.5									
cis-1,3-Dichloropropene	ND	1									
trans-1,3-Dichloropropene	ND	1									
1,1,2-Trichloroethane	ND	1									
Toluene	ND	0.5									
1,3-Dichloropropane	ND	1									
2-Hexanone	ND	5									

Qualifiers:

B	Analyte detected in the associated Method Blank
ND	Not Detected at the Reporting Limit
R	RPD outside accepted recovery limits
S	Spike Recovery outside accepted recovery limits

ALPHA ANALYTICAL INC.

Alpha Analytical, Inc.
255 Glendale Ave, #21
Sparks, Nevada 89431
TEL: (775) 355-1044 FAX: (775) 355-0406
Website: www.alpha-analytical.com

QC SUMMARY REPORT

WO#: **2211107**

17-Nov-22

Client: CH2M Hill
Project: DFSP Norwalk **TestCode:** **VOC_W**

Sample ID: **MB-17385** SampType: **MBLK** TestCode: **VOC_W** Units: **µg/L**
Client ID: **PBW** Batch ID: **A17385** TestNo: **SW8260C**
Prep Date: **11/11/2022** RunNo: **16068** SeqNo: **467433**
Analysis Date: **11/11/2022**

Analyte	Result	PQL	SPK Value	SPK Ref Val	%REC	LowLimit	HighLimit	RPD Ref Val	%RPD	RPDLimit	Qual
Dibromochloromethane	ND	1									
1,2-Dibromoethane (EDB)	ND	2									
Tetrachloroethene	ND	1									
1,1,1,2-Tetrachloroethane	ND	1									
Chlorobenzene	ND	1									
Ethylbenzene	ND	0.5									
m,p-Xylene	ND	0.5									
Bromoform	ND	1									
Xylenes, Total	ND	0.5									
Styrene	ND	1									
o-Xylene	ND	0.5									
1,1,2,2-Tetrachloroethane	ND	1									
1,2,3-Trichloropropane	ND	2									
Isopropylbenzene	ND	1									
Bromobenzene	ND	1									
n-Propylbenzene	ND	1									
4-Chlorotoluene	ND	1									
2-Chlorotoluene	ND	1									
1,3,5-Trimethylbenzene	ND	1									
tert-Butylbenzene	ND	1									
1,2,4-Trimethylbenzene	ND	1									
sec-Butylbenzene	ND	1									
1,3-Dichlorobenzene	ND	1									
1,4-Dichlorobenzene	ND	1									
4-Isopropyltoluene	ND	1									
1,2-Dichlorobenzene	ND	1									
n-Butylbenzene	ND	1									
1,2-Dibromo-3-chloropropane (DBCP)	ND	3									
1,2,4-Trichlorobenzene	ND	2									
Naphthalene	ND	2									
1,2,3-Trichlorobenzene	ND	2									
Surr: 1,2-Dichloroethane-d4	11		10		107	69.51	130.49				
Surr: Toluene-d8	11		10		106	69.51	130.49				
Surr: 4-Bromofluorobenzene	10		10		103	69.51	130.49				

Qualifiers:

B	Analyte detected in the associated Method Blank
ND	Not Detected at the Reporting Limit
R	RPD outside accepted recovery limits
S	Spike Recovery outside accepted recovery limits

ALPHA ANALYTICAL INC.

Alpha Analytical, Inc.
255 Glendale Ave, #21
Sparks, Nevada 89431
TEL: (775) 355-1044 FAX: (775) 355-0406
Website: www.alpha-analytical.com

QC SUMMARY REPORT

WO#: **2211107**

17-Nov-22

Client: CH2M Hill
Project: DFSP Norwalk **TestCode:** **VOC_W**

Sample ID: **LCS-17385** SampType: **LCS** TestCode: **VOC_W** Units: **µg/L**
Client ID: **LCSW** Batch ID: **A17385** TestNo: **SW8260C**
Prep Date: **11/11/2022** RunNo: **16068** SeqNo: **467432**
Analysis Date: **11/11/2022**

Analyte	Result	PQL	SPK Value	SPK Ref Val	%REC	LowLimit	HighLimit	RPD Ref Val	%RPD	RPDLimit	Qual
Dichlorodifluoromethane	11.7	1	10	0	117	16.9	124				
Chloromethane	11	2	10	0	110	25.9	136				
Vinyl chloride	10.8	1	10	0	108	47.8	132				
Chloroethane	10.9	1	10	0	109	62.3	169				
Bromomethane	8.33	2	10	0	83.3	33.8	135				
Trichlorofluoromethane	11.5	1	10	0	115	16.8	155				
Acetone	188	10	200	0	94.2	72	124				
1,1-Dichloroethene	10.3	1	10	0	103	65.2	129				
Tertiary Butyl Alcohol (TBA)	82.9	10	100	0	82.9	52.9	128.4				
Dichloromethane	8.81	2	10	0	88.1	65.2	129				
Freon-113	10.4	1	10	0	104	52.4	143				
trans-1,2-Dichloroethene	9.45	1	10	0	94.5	66.7	132				
Methyl tert-butyl ether (MTBE)	8.04	0.5	10	0	80.4	52.9	125				
1,1-Dichloroethane	11.1	1	10	0	111	66.6	129				
2-Butanone (MEK)	198	10	200	0	98.8	63.7	120.4				
Di-isopropyl Ether (DIPE)	9.32	1	10	0	93.2	63.6	131				
cis-1,2-Dichloroethene	10.6	1	10	0	106	59.2	131				
Bromochloromethane	9.82	1	10	0	98.2	65.9	121				
Chloroform	11.3	1	10	0	114	56.5	149				
Ethyl Tertiary Butyl Ether (ETBE)	10.7	1	10	0	107	44.6	136				
2,2-Dichloropropane	12.6	1	10	0	126	58.2	146				
1,2-Dichloroethane	11.1	1	10	0	111	73.4	120.4				
1,1,1-Trichloroethane	12.5	1	10	0	125	52.7	144				
1,1-Dichloropropene	12.4	1	10	0	124	85.6	131				
Carbon tetrachloride	12.1	1	10	0	121	30.9	175				
Benzene	10.8	0.5	10	0	108	79.5	120.4				
Tertiary Amyl Methyl Ether (TAME)	10.5	1	10	0	105	52.4	141				
Dibromomethane	10.7	1	10	0	107	78.5	120.4				
1,2-Dichloropropane	12.2	1	10	0	122	79.5	126				
Trichloroethene	10.1	1	10	0	101	69	120.4				
Bromodichloromethane	9.74	1	10	0	97.4	73.9	122				
4-Methyl-2-pentanone (MIBK)	25.8	2.5	25	0	103	66.4	122				
cis-1,3-Dichloropropene	10.8	1	10	0	108	78.7	120.4				
trans-1,3-Dichloropropene	10.8	1	10	0	108	70.2	120.4				
1,1,2-Trichloroethane	10.8	1	10	0	108	76.2	120.4				
Toluene	9.67	0.5	10	0	96.7	79.7	126				
1,3-Dichloropropane	9.66	1	10	0	96.6	71.7	131				
2-Hexanone	105	5	100	0	105	52.9	152				
Dibromochloromethane	8.86	1	10	0	88.6	79.5	120.4				
1,2-Dibromoethane (EDB)	18.3	2	20	0	91.4	76.4	120.4				

Qualifiers:

B	Analyte detected in the associated Method Blank
ND	Not Detected at the Reporting Limit
R	RPD outside accepted recovery limits
S	Spike Recovery outside accepted recovery limits

ALPHA ANALYTICAL INC.

Alpha Analytical, Inc.
255 Glendale Ave, #21
Sparks, Nevada 89431
TEL: (775) 355-1044 FAX: (775) 355-0406
Website: www.alpha-analytical.com

QC SUMMARY REPORT

WO#: **2211107**

17-Nov-22

Client: CH2M Hill
Project: DFSP Norwalk **TestCode:** **VOC_W**

Sample ID: **LCS-17385** SampType: **LCS** TestCode: **VOC_W** Units: **µg/L**
Client ID: **LCSW** Batch ID: **A17385** TestNo: **SW8260C**
Prep Date: **11/11/2022** RunNo: **16068** SeqNo: **467432**
Analysis Date: **11/11/2022**

Analyte	Result	PQL	SPK Value	SPK Ref Val	%REC	LowLimit	HighLimit	RPD Ref Val	%RPD	RPDLimit	Qual
Tetrachloroethene	9.78	1	10	0	97.8	64	123				
1,1,1,2-Tetrachloroethane	9.29	1	10	0	92.9	77.9	120.4				
Chlorobenzene	9.89	1	10	0	98.9	70.9	120.4				
Ethylbenzene	10.8	0.5	10	0	108	77.5	120.4				
m,p-Xylene	10.2	0.5	10	0	102	74.8	120.4				
Bromoform	9.24	1	10	0	92.4	51.3	120.4				
Xylenes, Total	20.3	0.5	20	0	102	77.6	120.4				
Styrene	9.83	1	10	0	98.3	71.9	120.4				
o-Xylene	10.1	0.5	10	0	101	79.1	120.4				
1,1,2,2-Tetrachloroethane	11.3	1	10	0	113	55.6	138				
1,2,3-Trichloropropane	18.3	2	20	0	91.4	73.4	120.4				
Isopropylbenzene	12	1	10	0	120	78.7	148				
Bromobenzene	10.5	1	10	0	105	79.5	121				
n-Propylbenzene	11.6	1	10	0	116	82.5	134				
4-Chlorotoluene	11.3	1	10	0	113	79.5	135				
2-Chlorotoluene	11.7	1	10	0	117	79.5	131				
1,3,5-Trimethylbenzene	11.8	1	10	0	118	79.5	135				
tert-Butylbenzene	12	1	10	0	120	79.5	139				
1,2,4-Trimethylbenzene	11.6	1	10	0	116	79.5	138				
sec-Butylbenzene	11.8	1	10	0	118	79.5	132				
1,3-Dichlorobenzene	10.9	1	10	0	109	79.5	125				
1,4-Dichlorobenzene	10.4	1	10	0	104	79.5	123				
4-Isopropyltoluene	11.5	1	10	0	115	79.5	130				
1,2-Dichlorobenzene	9.86	1	10	0	98.6	79.5	121				
n-Butylbenzene	12.1	1	10	0	121	79.5	136				
1,2-Dibromo-3-chloropropane (DBCP)	53.5	3	50	0	107	72.1	136				
1,2,4-Trichlorobenzene	8.09	2	10	0	80.9	73.3	126				
Naphthalene	6.74	2	10	0	67.4	47.2	142				
1,2,3-Trichlorobenzene	7.57	2	10	0	75.7	67.4	130				
Surr: 1,2-Dichloroethane-d4	11.5		10		115	69.51	130.5				
Surr: Toluene-d8	8.76		10		87.6	69.51	130.5				
Surr: 4-Bromofluorobenzene	10.3		10		103	69.51	130.5				

Sample ID: **2211107-11AMSD** SampType: **MSD** TestCode: **VOC_W** Units: **µg/L**
Client ID: **EB-8MSD** Batch ID: **A17385** TestNo: **SW8260C**
Prep Date: **11/11/2022** RunNo: **16068** SeqNo: **467435**
Analysis Date: **11/11/2022**

Analyte	Result	PQL	SPK Value	SPK Ref Val	%REC	LowLimit	HighLimit	RPD Ref Val	%RPD	RPDLimit	Qual

Qualifiers:

B	Analyte detected in the associated Method Blank
ND	Not Detected at the Reporting Limit
R	RPD outside accepted recovery limits
S	Spike Recovery outside accepted recovery limits

ALPHA ANALYTICAL INC.

Alpha Analytical, Inc.
255 Glendale Ave, #21
Sparks, Nevada 89431
TEL: (775) 355-1044 FAX: (775) 355-0406
Website: www.alpha-analytical.com

QC SUMMARY REPORT

WO#: **2211107**

17-Nov-22

Client: CH2M Hill
Project: DFSP Norwalk **TestCode:** **VOC_W**

Sample ID: **2211107-11AMSD** SampType: **MSD** TestCode: **VOC_W** Units: **µg/L**
Client ID: **EB-8MSD** Batch ID: **A17385** TestNo: **SW8260C**
Prep Date: **11/11/2022** RunNo: **16068** SeqNo: **467435**
Analysis Date: **11/11/2022**

Analyte	Result	PQL	SPK Value	SPK Ref Val	%REC	LowLimit	HighLimit	RPD Ref Val	%RPD	RPDLimit	Qual
Dichlorodifluoromethane	52	5	50	0	104	5.1	155	48.9	6	38	
Chloromethane	51.2	10	50	0	102	37.7	121	50	2.3	22.5	
Vinyl chloride	51.6	5	50	0	103	60.4	140	50.7	1.8	23.9	
Chloroethane	53.9	5	50	0.73	106	43.1	206	53.5	0.86	22.9	
Bromomethane	38.7	10	50	0	77.4	12.6	168	33.7	14	48	
Trichlorofluoromethane	50.9	5	50	0	102	58.6	163	49.5	2.8	33.3	
Acetone	855	50	1000	10.9	84.4	37.3	152	823	3.9	50	
1,1-Dichloroethene	46.1	5	50	0	92.3	69.8	158	46.5	0.88	21.7	
Tertiary Butyl Alcohol (TBA)	378	50	500	0	75.6	60.4	158	361	4.4	26.8	
Dichloromethane	41.4	10	50	0	82.7	71.7	132	40.9	1.1	20	
Freon-113	47.8	5	50	0	95.5	52.1	166	46	3.8	25.9	
trans-1,2-Dichloroethene	44.5	5	50	0	89.0	72	136	44.2	0.74	19.2	
Methyl tert-butyl ether (MTBE)	41	2.5	50	0	82.0	54.8	155	40.7	0.76	21.4	
1,1-Dichloroethane	53.1	5	50	0	106	76.9	140	52.7	0.72	18	
2-Butanone (MEK)	893	50	1000	0	89.3	73.7	142	868	2.9	20.9	
Di-isopropyl Ether (DIPE)	45.7	5	50	0	91.3	74.8	136	45.8	0.31	18.2	
cis-1,2-Dichloroethene	50.9	5	50	0	102	73.9	133	50.2	1.2	20.1	
Bromochloromethane	46.9	5	50	0	93.8	75.8	132	46.3	1.3	23.5	
Chloroform	54.3	5	50	0	108	74.3	130	53.4	1.6	18	
Ethyl Tertiary Butyl Ether (ETBE)	53.5	5	50	0	107	74.8	138	53.8	0.48	20.3	
2,2-Dichloropropane	59.7	5	50	0	119	53.9	146	59.4	0.54	52.3	
1,2-Dichloroethane	52.8	5	50	0	106	72.6	144	52	1.5	17.1	
1,1,1-Trichloroethane	58.5	5	50	0	117	70.2	138	57.9	1.1	22.2	
1,1-Dichloropropene	58.3	5	50	0	117	69.7	146	57.4	1.6	29.6	
Carbon tetrachloride	56.3	5	50	0	113	58.2	141	55.1	2.2	31.9	
Benzene	52	2.5	50	0	104	67.8	140	51.4	1.1	18.1	
Tertiary Amyl Methyl Ether (TAME)	50.9	5	50	0	102	72.3	144	50.5	0.69	20.6	
Dibromomethane	50.9	5	50	0	102	75.2	144	49.3	3.2	19.5	
1,2-Dichloropropane	59	5	50	0	118	75.3	144	57.7	2.1	19.7	
Trichloroethene	48.2	5	50	0	96.4	65.7	131	47.6	1.3	25.3	
Bromodichloromethane	47.1	5	50	0	94.2	70.2	141	46.4	1.6	20.5	
4-Methyl-2-pentanone (MIBK)	118	12.5	125	0	94.2	57.9	143	116	1.5	21.3	
cis-1,3-Dichloropropene	40.7	5	50	0	81.4	56.9	132	40.7	0.098	25.8	
trans-1,3-Dichloropropene	50.7	5	50	0	101	72	131	48.1	5.1	26.4	
1,1,2-Trichloroethane	52.2	5	50	0	104	74	130	50.3	3.7	21.9	
Toluene	47.4	2.5	50	0	94.7	67.2	131	47.7	0.65	18.3	
1,3-Dichloropropane	48.2	5	50	0	96.3	74.2	124	46.8	2.9	21.7	
2-Hexanone	484	25	500	0	96.7	66.7	135	466	3.8	20.9	
Dibromochloromethane	44.3	5	50	0	88.7	71.5	134	42.5	4.2	24.1	
1,2-Dibromoethane (EDB)	89.1	10	100	0	89.2	74.7	129	86.4	3.1	23.1	

Qualifiers:

B	Analyte detected in the associated Method Blank
ND	Not Detected at the Reporting Limit
R	RPD outside accepted recovery limits
S	Spike Recovery outside accepted recovery limits

ALPHA ANALYTICAL INC.

Alpha Analytical, Inc.
255 Glendale Ave, #21
Sparks, Nevada 89431
TEL: (775) 355-1044 FAX: (775) 355-0406
Website: www.alpha-analytical.com

QC SUMMARY REPORT

WO#: **2211107**

17-Nov-22

Client: CH2M Hill
Project: DFSP Norwalk **TestCode:** **VOC_W**

Sample ID: **2211107-11AMSD** SampType: **MSD** TestCode: **VOC_W** Units: **µg/L**
Client ID: **EB-8MSD** Batch ID: **A17385** TestNo: **SW8260C**
Prep Date: **11/11/2022** RunNo: **16068** SeqNo: **467435**
Analysis Date: **11/11/2022**

Analyte	Result	PQL	SPK Value	SPK Ref Val	%REC	LowLimit	HighLimit	RPD Ref Val	%RPD	RPDLimit	Qual
Tetrachloroethene	47.2	5	50	0	94.4	45.9	138	45.8	3	30.9	
1,1,1,2-Tetrachloroethane	46.2	5	50	0	92.4	75.7	125	44.3	4.2	22.6	
Chlorobenzene	48.4	5	50	0	96.7	73.7	120	46.8	3.3	23.1	
Ethylbenzene	53	2.5	50	0	106	70.3	122	51.7	2.5	25.3	
m,p-Xylene	50.2	2.5	50	0	100	52.9	136	50.4	0.52	26.6	
Bromoform	44.7	5	50	0	89.4	61.5	141	42.8	4.2	25	
Xylenes, Total	100	2.5	100	0	100	61	131	99.7	0.63	25.6	
Styrene	47.9	5	50	0	95.8	74	130	46.4	3.1	26	
o-Xylene	50.2	2.5	50	0	100	67.3	129	49.3	1.8	25	
1,1,2,2-Tetrachloroethane	53.5	5	50	0	107	62.4	153	52.4	2.2	24.6	
1,2,3-Trichloropropane	89.6	10	100	0	89.6	37.4	171	86	4.1	50	
Isopropylbenzene	61.9	5	50	0	124	63	132	58.9	5	33.1	
Bromobenzene	53.9	5	50	0	108	65.1	120	52.3	3	23.6	
n-Propylbenzene	59.5	5	50	0	119	58.2	128	57.5	3.3	32.4	
4-Chlorotoluene	57.1	5	50	0	114	63.9	127	54.3	5	29.1	
2-Chlorotoluene	59.6	5	50	0	119	63.2	126	57.4	3.8	28.9	
1,3,5-Trimethylbenzene	59.9	5	50	0	120	63.8	138	57.6	3.8	31.9	
tert-Butylbenzene	61	5	50	0	122	59.7	128	58.3	4.6	36.2	
1,2,4-Trimethylbenzene	58.1	5	50	0	116	65.1	135	57.5	0.99	28.8	
sec-Butylbenzene	58.9	5	50	0	118	55.5	128	55.9	5.2	40.9	
1,3-Dichlorobenzene	54.4	5	50	0	109	64.5	122	52.6	3.4	28.6	
1,4-Dichlorobenzene	52.9	5	50	0	106	63.7	121	51.3	3	27.7	
4-Isopropyltoluene	57.5	5	50	0	115	58	135	54.9	4.6	40.4	
1,2-Dichlorobenzene	49.2	5	50	0	98.4	66.7	122	47.6	3.4	24.5	
n-Butylbenzene	58.2	5	50	0	116	52.7	139	56	3.9	43.5	
1,2-Dibromo-3-chloropropane (DBCP)	263	15	250	0	105	59.1	143	253	3.9	24.9	
1,2,4-Trichlorobenzene	37.8	10	50	0	75.6	47.1	139	36.8	2.6	35	
Naphthalene	32.4	10	50	0	64.7	31.6	164	31	4.2	50	
1,2,3-Trichlorobenzene	35	10	50	0	70.1	17.7	171	33.4	4.9	57	
Surr: 1,2-Dichloroethane-d4	54.8		50		110	69.51	130.49	55.9	0	0	
Surr: Toluene-d8	43.1		50		86.2	69.51	130.49	43.3	0	0	
Surr: 4-Bromofluorobenzene	53.8		50		108	69.51	130.49	54.6	0	0	

Sample ID: **2211107-11AMS** SampType: **MS** TestCode: **VOC_W** Units: **µg/L**
Client ID: **EB-8MS** Batch ID: **A17385** TestNo: **SW8260C**
Prep Date: **11/11/2022** RunNo: **16068** SeqNo: **467434**
Analysis Date: **11/11/2022**

Analyte	Result	PQL	SPK Value	SPK Ref Val	%REC	LowLimit	HighLimit	RPD Ref Val	%RPD	RPDLimit	Qual

Qualifiers:

B	Analyte detected in the associated Method Blank
ND	Not Detected at the Reporting Limit
R	RPD outside accepted recovery limits
S	Spike Recovery outside accepted recovery limits

ALPHA ANALYTICAL INC.

Alpha Analytical, Inc.
255 Glendale Ave, #21
Sparks, Nevada 89431
TEL: (775) 355-1044 FAX: (775) 355-0406
Website: www.alpha-analytical.com

QC SUMMARY REPORT

WO#: **2211107**

17-Nov-22

Client: CH2M Hill
Project: DFSP Norwalk **TestCode:** **VOC_W**

Sample ID: **2211107-11AMS** SampType: **MS** TestCode: **VOC_W** Units: **µg/L**
Client ID: **EB-8MS** Batch ID: **A17385** TestNo: **SW8260C**
Prep Date: **11/11/2022** RunNo: **16068** SeqNo: **467434**
Analysis Date: **11/11/2022**

Analyte	Result	PQL	SPK Value	SPK Ref Val	%REC	LowLimit	HighLimit	RPD Ref Val	%RPD	RPDLimit	Qual
Dichlorodifluoromethane	48.9	5	50	0	97.9	5.1	155				
Chloromethane	50	10	50	0	100	37.7	121				
Vinyl chloride	50.7	5	50	0	101	60.4	140				
Chloroethane	53.5	5	50	0.73	105	43.1	206				
Bromomethane	33.7	10	50	0	67.4	12.6	168				
Trichlorofluoromethane	49.5	5	50	0	98.9	58.6	163				
Acetone	823	50	1000	10.9	81.2	37.3	152				
1,1-Dichloroethene	46.5	5	50	0	93.1	69.8	158				
Tertiary Butyl Alcohol (TBA)	361	50	500	0	72.3	60.4	158				
Dichloromethane	40.9	10	50	0	81.8	71.7	132				
Freon-113	46	5	50	0	91.9	52.1	166				
trans-1,2-Dichloroethene	44.2	5	50	0	88.3	72	136				
Methyl tert-butyl ether (MTBE)	40.7	2.5	50	0	81.4	54.8	155				
1,1-Dichloroethane	52.7	5	50	0	105	76.9	140				
2-Butanone (MEK)	868	50	1000	0	86.8	73.7	142				
Di-isopropyl Ether (DIPE)	45.8	5	50	0	91.6	74.8	136				
cis-1,2-Dichloroethene	50.2	5	50	0	100	73.9	133				
Bromochloromethane	46.3	5	50	0	92.5	75.8	132				
Chloroform	53.4	5	50	0	107	74.3	130				
Ethyl Tertiary Butyl Ether (ETBE)	53.8	5	50	0	108	74.8	138				
2,2-Dichloropropane	59.4	5	50	0	119	53.9	146				
1,2-Dichloroethane	52	5	50	0	104	72.6	144				
1,1,1-Trichloroethane	57.9	5	50	0	116	70.2	138				
1,1-Dichloropropene	57.4	5	50	0	115	69.7	146				
Carbon tetrachloride	55.1	5	50	0	110	58.2	141				
Benzene	51.4	2.5	50	0	103	67.8	140				
Tertiary Amyl Methyl Ether (TAME)	50.5	5	50	0	101	72.3	144				
Dibromomethane	49.3	5	50	0	98.5	75.2	144				
1,2-Dichloropropane	57.7	5	50	0	115	75.3	144				
Trichloroethene	47.6	5	50	0	95.1	65.7	131				
Bromodichloromethane	46.4	5	50	0	92.7	70.2	141				
4-Methyl-2-pentanone (MIBK)	116	12.5	125	0	92.9	57.9	143				
cis-1,3-Dichloropropene	40.7	5	50	0	81.5	56.9	132				
trans-1,3-Dichloropropene	48.1	5	50	0	96.2	72	131				
1,1,2-Trichloroethane	50.3	5	50	0	101	74	130				
Toluene	47.7	2.5	50	0	95.3	67.2	131				
1,3-Dichloropropane	46.8	5	50	0	93.5	74.2	124				
2-Hexanone	466	25	500	0	93.2	66.7	135				
Dibromochloromethane	42.5	5	50	0	85.0	71.5	134				
1,2-Dibromoethane (EDB)	86.4	10	100	0	86.4	74.7	129				

Qualifiers:

B	Analyte detected in the associated Method Blank
ND	Not Detected at the Reporting Limit
R	RPD outside accepted recovery limits
S	Spike Recovery outside accepted recovery limits

ALPHA ANALYTICAL INC.

Alpha Analytical, Inc.
255 Glendale Ave, #21
Sparks, Nevada 89431
TEL: (775) 355-1044 FAX: (775) 355-0406
Website: www.alpha-analytical.com

QC SUMMARY REPORT

WO#: **2211107**

17-Nov-22

Client: CH2M Hill
Project: DFSP Norwalk **TestCode:** **VOC_W**

Sample ID: **2211107-11AMS** SampType: **MS** TestCode: **VOC_W** Units: **µg/L**
Client ID: **EB-8MS** Batch ID: **A17385** TestNo: **SW8260C**
Prep Date: **11/11/2022** RunNo: **16068** SeqNo: **467434**
Analysis Date: **11/11/2022**

Analyte	Result	PQL	SPK Value	SPK Ref Val	%REC	LowLimit	HighLimit	RPD Ref Val	%RPD	RPDLimit	Qual
Tetrachloroethene	45.8	5	50	0	91.6	45.9	138				
1,1,1,2-Tetrachloroethane	44.3	5	50	0	88.6	75.7	125				
Chlorobenzene	46.8	5	50	0	93.5	73.7	120				
Ethylbenzene	51.7	2.5	50	0	103	70.3	122				
m,p-Xylene	50.4	2.5	50	0	101	52.9	136				
Bromoform	42.8	5	50	0	85.7	61.5	141				
Xylenes, Total	99.7	2.5	100	0	99.7	61	131				
Styrene	46.4	5	50	0	92.8	74	130				
o-Xylene	49.3	2.5	50	0	98.6	67.3	129				
1,1,2,2-Tetrachloroethane	52.4	5	50	0	105	62.4	153				
1,2,3-Trichloropropane	86	10	100	0	86.0	37.4	171				
Isopropylbenzene	58.9	5	50	0	118	63	132				
Bromobenzene	52.3	5	50	0	105	65.1	120				
n-Propylbenzene	57.5	5	50	0	115	58.2	128				
4-Chlorotoluene	54.3	5	50	0	109	63.9	127				
2-Chlorotoluene	57.4	5	50	0	115	63.2	126				
1,3,5-Trimethylbenzene	57.6	5	50	0	115	63.8	138				
tert-Butylbenzene	58.3	5	50	0	117	59.7	128				
1,2,4-Trimethylbenzene	57.5	5	50	0	115	65.1	135				
sec-Butylbenzene	55.9	5	50	0	112	55.5	128				
1,3-Dichlorobenzene	52.6	5	50	0	105	64.5	122				
1,4-Dichlorobenzene	51.3	5	50	0	103	63.7	121				
4-Isopropyltoluene	54.9	5	50	0	110	58	135				
1,2-Dichlorobenzene	47.6	5	50	0	95.1	66.7	122				
n-Butylbenzene	56	5	50	0	112	52.7	139				
1,2-Dibromo-3-chloropropane (DBCP)	253	15	250	0	101	59.1	143				
1,2,4-Trichlorobenzene	36.8	10	50	0	73.7	47.1	139				
Naphthalene	31	10	50	0	62.0	31.6	164				
1,2,3-Trichlorobenzene	33.4	10	50	0	66.7	17.7	171				
Surr: 1,2-Dichloroethane-d4	55.9		50		112	69.51	130.49				
Surr: Toluene-d8	43.3		50		86.7	69.51	130.49				
Surr: 4-Bromofluorobenzene	54.6		50		109	69.51	130.49				

Qualifiers:

B	Analyte detected in the associated Method Blank
ND	Not Detected at the Reporting Limit
R	RPD outside accepted recovery limits
S	Spike Recovery outside accepted recovery limits

Definitions:

ND = Not Detected

C = Reported concentration includes additional compounds uncharacteristic of common fuels and lubricants.

D = Reporting Limits were increased due to high concentrations of non-target analytes.

H = Reporting Limits were increased due to the hydrocarbons present in the sample.

J = The analyte was positively identified; the associated numerical value is the approximate concentration of the analyte in the sample.

K = DRO concentration may include contributions from lighter-end hydrocarbons (e.g. gasoline) that elute in the DRO range.

L = DRO concentration may include contributions from heavier-end hydrocarbons (e.g. motor oil) that elute in the DRO range.

O = Reporting Limits were increased due to sample foaming.

V = Reporting Limits were increased due to high concentrations of target analytes.

X = Reporting Limits were increased due to sample matrix interferences.

Z = DRO concentration may include contributions from lighter-end (e.g. gasoline) and heavier-end (e.g. motor oil) hydrocarbons that elute in the DRO range.

S50 = The analysis of the sample required a dilution such that the surrogate concentration was diluted below the laboratory acceptance criteria. The laboratory control sample was acceptable.

S51 = Surrogate recovery could not be determined due to the presence of co-eluting hydrocarbons.

S52 = Surrogate recovery was above laboratory acceptance limits. Probable matrix effect.

S53 = Surrogate recovery was below laboratory acceptance limits. Probable matrix effect.

S54 = Surrogate recovery was below laboratory acceptance limits.

S55 = Surrogate recovery was above laboratory acceptance limits.

Report CC's Benny Pataray
Danny Hill
Dustin Barr
Eric Davis
Malcolm Thomas
Nils Orliczky

WORKORDER SUMMARY

Alpha Analytical, Inc.

255 Glendale Ave, #21 Sparks, Nevada 89431
TEL: (775) 355-1044 FAX: (775) 355-0406

Report Attention: Eric Davis

CA

WorkOrder: CHH2211107
Report Due By: 17-Nov-22
EDD Required: YES

Client:
CH2M Hill
2600 Michelson Dr., Suite 500
Irvine, CA 92612

TEL: (949) 547-8969
FAX:
ProjectNo: DFSP Norwalk

Date Received: 08-Nov-22

Alpha Sample ID	Client Sample ID	Matrix	Collection Date	No. of Bottles Alpha	Sub	TAT	Requested Tests TPH/E_W	TPH/P_W	VOC_W					Sample Remarks
CHH2211107-01	TB-8	AQ	11/4/2022 7:00:00 AM	2	0	7			A - Partial					Client provided TB
CHH2211107-02	PZ-2	AQ	11/4/2022 7:51:00 AM	6	0	7	A - TPHE(0.05) +Vinyl acetate	A - TPHE(0.05) +Vinyl acetate	A - TPHE(0.05) +Vinyl acetate					
CHH2211107-03	DUP-5	AQ	11/4/2022	6	0	7	A - TPHE(0.05) +Vinyl acetate	A - TPHE(0.05) +Vinyl acetate	A - TPHE(0.05) +Vinyl acetate					
CHH2211107-04	GMW-10	AQ	11/4/2022 8:23:00 AM	6	0	7	A - TPHE(0.05) +Vinyl acetate	A - TPHE(0.05) +Vinyl acetate	A - TPHE(0.05) +Vinyl acetate					
CHH2211107-05	DUP-6	AQ	11/4/2022	6	0	7	A - TPHE(0.05) +Vinyl acetate	A - TPHE(0.05) +Vinyl acetate	A - TPHE(0.05) +Vinyl acetate					
CHH2211107-06	MW-SF-1	AQ	11/4/2022 8:59:00 AM	6	0	7	A - TPHE(0.05) +Vinyl acetate	A - TPHE(0.05) +Vinyl acetate	A - TPHE(0.05) +Vinyl acetate					
CHH2211107-07	MW-SF-4	AQ	11/4/2022 9:37:00 AM	6	0	7	A - TPHE(0.05) +Vinyl acetate	A - TPHE(0.05) +Vinyl acetate	A - TPHE(0.05) +Vinyl acetate					
CHH2211107-08	GMW-O-21	AQ	11/4/2022 10:53:00 AM	6	0	7	A - TPHE(0.05) +Vinyl acetate	A - TPHE(0.05) +Vinyl acetate	A - TPHE(0.05) +Vinyl acetate					
CHH2211107-09	GMW-O-14	AQ	11/4/2022 11:52:00 AM	6	0	7	A - TPHE(0.05) +Vinyl acetate	A - TPHE(0.05) +Vinyl acetate	A - TPHE(0.05) +Vinyl acetate					
CHH2211107-10	DUP-7	AQ	11/4/2022	6	0	7	A - TPHE(0.05) +Vinyl acetate	A - TPHE(0.05) +Vinyl acetate	A - TPHE(0.05) +Vinyl acetate					

Comments: Run two analyses in order to achieve lower reporting limits for all other analytes due to high TBA values.

	Signature	Print Name	Company	Date/Time
Logged in by:		Alicia Gribert	Alpha Analytical, Inc.	11/9/22 1431

NOTE: Samples are discarded 60 days after sample receipt unless other arrangements are made. Hazardous samples will be returned to client or disposed of at client expense.

Bottle Type: L-Liter V-Voa S-Soil Jar O-Orbo T-Tedlar B-Brass P-Plastic OT-Other

Alpha Sample ID	Client Sample ID	Matrix	Collection Date	No. of Bottles Alpha	Sub	TAT	Requested Tests TPH/E_W	TPH/P_W	VOC_W					Sample Remarks
CHH2211107-11	EB-8	AQ	11/4/2022 12:00:00 PM	6	0	7	A - TPHE(0.05) +Vinyl acetate	A - TPHE(0.05) +Vinyl acetate	A - TPHE(0.05) +Vinyl acetate					
CHH2211107-12	TB-7	AQ	11/4/2022 7:00:00 AM	2	0	7			A - Partial					Client provided TB
CHH2211107-13	EB-7	AQ	11/4/2022 12:10:00 PM	6	0	7	A - TPHE(0.05) +Vinyl acetate	A - TPHE(0.05) +Vinyl acetate	A - TPHE(0.05) +Vinyl acetate					
CHH2211107-14	MW-SF-6	AQ	11/4/2022 8:09:00 AM	6	0	7	A - TPHE(0.05) +Vinyl acetate	A - TPHE(0.05) +Vinyl acetate	A - TPHE(0.05) +Vinyl acetate					
CHH2211107-15	MW-SF-15	AQ	11/4/2022 8:53:00 AM	6	0	7	A - TPHE(0.05) +Vinyl acetate	A - TPHE(0.05) +Vinyl acetate	A - TPHE(0.05) +Vinyl acetate					
CHH2211107-16	MW-SF-13	AQ	11/4/2022 9:41:00 AM	6	0	7	A - TPHE(0.05) +Vinyl acetate	A - TPHE(0.05) +Vinyl acetate	A - TPHE(0.05) +Vinyl acetate					
CHH2211107-17	MW-O-2	AQ	11/4/2022 11:04:00 AM	6	0	7	A - TPHE(0.05) +Vinyl acetate	A - TPHE(0.05) +Vinyl acetate	A - TPHE(0.05) +Vinyl acetate					
CHH2211107-18	EXP-2	AQ	11/4/2022 10:00:00 AM	6	0	7	A - TPHE(0.05) +Vinyl acetate	A - TPHE(0.05) +Vinyl acetate	A - TPHE(0.05) +Vinyl acetate					

Comments: Run two analyses in order to achieve lower reporting limits for all other analytes due to high TBA values.

	Signature	Print Name	Company	Date/Time
Logged in by:		Alicia Tribet	**Alpha Analytical, Inc.**	11/8/22 1431

NOTE: Samples are discarded 60 days after sample receipt unless other arrangements are made. Hazardous samples will be returned to client or disposed of at client expense.

Bottle Type: L-Liter V-Voa S-Soil Jar O-Orbo T-Tedlar B-Brass P-Plastic OT-Other

BLAINE
TECH SERVICES, INC.

1680 ROGERS AVENUE
SAN JOSE, CALIFORNIA 95112-1105
FAX (408) 573-7771
PHONE (408) 573-0555

CHAIN OF CUSTODY

CLIENT Kinder Morgan

SITE DFSP Norwalk

15306 Norwalk Blvd, Norwalk

CONDUCT ANALYSIS TO DETECT

LAB Alpha Analytical COC 1 of 2

Billing Information:
Kinder Morgan
1100 Town and CountryRd.
Orange CA 95112

Kinder Morgan Norwalk
Report to:
Eric Davis
Jacobs
2600 Michelson Drive
Suite 500
Irvine, CA 92612

SAMPLE I.D.	DATE	TIME	MATRIX AQ= Water	CONTAINERS #	Preservation	Type	TPHg, TPHd (EPA 8015M)	VOC's & Oxygenates (EPA 8260B)	ADD'L INFORMATION	STATUS	CONDITION	LAB SAMPLE #
TB-8	11/04/22	0900	AQ	2	HCL	VOA		X				CHM22111107-01
PZ-2	"	0751	"	6	"	"	X	X				02
DUP-5	"	—	"	6	"	"	X	X				03
GMW-10	"	0823	"	6	"	"	X	X				04
DUP-6	"	—	"	6	"	"	X	X				05
MW-5F-1	"	0859	"	6	"	"	X	X				06
MW-5F-4	"	0937	"	6	"	"	X	X				07
GMW-0-21	"	1053	"	6	"	"	X	X				08
GMW-0-14	"	1152	"	6	"	"	X	X				09
DUP-7	"	—	"	6	"	"	X	X				10

SAMPLING COMPLETED DATE 11/04/22 TIME

SAMPLING PERFORMED BY Rissie T.

RESULTS NEEDED NO LATER THAN Standard

RELEASED BY	TIME	RECEIVED BY	DATE	TIME
[signature]	1313	Nicole Parra	11/7/22	1313
FEDEX Nicole Parra	1800	FEDEX	11/7/22	1800
		[signature]	11/8/22	1412

SHIPPED VIA | TIME SENT | COOLER #

BLAINE
TECH SERVICES, INC.

1680 ROGERS AVENUE
SAN JOSE, CALIFORNIA 95112-1105
FAX (408) 573-7771
PHONE (408) 573-0555

CHAIN OF CUSTODY

CLIENT: Kinder Morgan

SITE: DFSP Norwalk
15306 Norwalk Blvd, Norwalk

CONDUCT ANALYSIS TO DETECT

LAB: Alpha Analytical COC 2 of 2

Billing Information:
Kinder Morgan
1100 Town and CountryRd.
Orange CA 95112

Kinder Morgan Norwalk
Report to:
Eric Davis
Jacobs
2600 Michelson Drive
Suite 500
Irvine, CA 92612

SAMPLE I.D.	DATE	TIME	MATRIX AQ= Water	CONTAINERS #	Preservation	Type	TPHg, TPHd (EPA 8015M)	VOC's & Oxygenates (EPA 8260B)	ADD'L INFORMATION	STATUS	CONDITION	LAB SAMPLE #
EB-8	11/04/22	1200	AQ	6	HCL	VOA	X	X				CHH22111 07-11
TB-7		0700		2				X				12
EB-7		1210		6			X	X				13
MW-SF-6		0809		6			X	X				14
MW-SF-15		0853		6			X	X				15
MW-SF-13		0941		6			X	X				16
MW-0-2		1104		6			X	X				17
Exp-2	11/04/22	1000	AQ	6	HCL	VOA	X	X				18

SAMPLING COMPLETED: DATE 11/04/22 TIME

SAMPLING PERFORMED BY: Ricky T. / Bruce Lopez

RESULTS NEEDED NO LATER THAN: Standard

RELEASED BY	TIME	RECEIVED BY	DATE	TIME
Bruce Lopez	1313	Nicole Parke	11/7/22	1313
Nicole Parke	1600	FEDEX	11/7/22	1600
			11/8/22	1412

SHIPPED VIA | TIME SENT | COOLER #

Alpha Analytical, Inc.
255 Glendale Ave, #21
Sparks, Nevada 89431
TEL: (775) 355-1044 FAX: (775) 355-0406
Website: www.alpha-analytical.com

November 17, 2022

Eric Davis
CH2M Hill
1000 Wilshire Boulevard
Los Angeles, CA 90017
TEL: (949) 547-8969
FAX:

RE: DFSP Norwalk

Order No.: CHH2211111

Dear Eric Davis:

The result of this report apply to the sample(s) as received.

There were no problems with the analytical events associated with this report unless noted.

Quality control data is within laboratory defined or method specified acceptance limits except if noted.

If you have any questions regarding these tests results, please feel free to call.

Sincerely,

Randy Gardner

Laboratory Director

255 Glendale Ave, #21
Sparks, Nevada 89431

ALPHA ANALYTICAL INC.

Alpha Analytical, Inc.
255 Glendale Ave, #21
Sparks, Nevada 89431
TEL: (775) 355-1044 FAX: (775) 355-0406
Website: www.alpha-analytical.com

Analytical Report

WO#: **CHH2211111**
Report Date: **11/17/2022**

CLIENT: CH2M Hill
Collection Date: 11/3/2022 7:00:00 AM
Project: DFSP Norwalk
Lab ID: 2211111-01
Matrix: AQUEOUS
Client Sample ID: TB-6

Analyses	Result	RL	Qual	Units	Date Analyzed	Method
Dichlorodifluoromethane	ND	1.0		µg/L	11/14/2022	EPA 8260
Chloromethane	ND	2.0		µg/L	11/14/2022	EPA 8260
Vinyl chloride	ND	0.50		µg/L	11/14/2022	EPA 8260
Chloroethane	ND	1.0		µg/L	11/14/2022	EPA 8260
Bromomethane	ND	2.0		µg/L	11/14/2022	EPA 8260
Trichlorofluoromethane	ND	10		µg/L	11/14/2022	EPA 8260
Acetone	ND	10		µg/L	11/14/2022	EPA 8260
1,1-Dichloroethene	ND	1.0		µg/L	11/14/2022	EPA 8260
Tertiary Butyl Alcohol (TBA)	ND	10		µg/L	11/14/2022	EPA 8260
Dichloromethane	ND	5.0		µg/L	11/14/2022	EPA 8260
Freon-113	ND	10		µg/L	11/14/2022	EPA 8260
Carbon disulfide	ND	2.5		µg/L	11/14/2022	EPA 8260
trans-1,2-Dichloroethene	ND	1.0		µg/L	11/14/2022	EPA 8260
Methyl tert-butyl ether (MTBE)	ND	0.50		µg/L	11/14/2022	EPA 8260
1,1-Dichloroethane	ND	1.0		µg/L	11/14/2022	EPA 8260
Vinyl acetate	ND	50		µg/L	11/14/2022	EPA 8260
2-Butanone (MEK)	ND	10		µg/L	11/14/2022	EPA 8260
Di-isopropyl Ether (DIPE)	ND	1.0		µg/L	11/14/2022	EPA 8260
cis-1,2-Dichloroethene	ND	1.0		µg/L	11/14/2022	EPA 8260
Bromochloromethane	ND	1.0		µg/L	11/14/2022	EPA 8260
Chloroform	ND	1.0		µg/L	11/14/2022	EPA 8260
Ethyl Tertiary Butyl Ether (ETBE)	ND	1.0		µg/L	11/14/2022	EPA 8260
2,2-Dichloropropane	ND	1.0		µg/L	11/14/2022	EPA 8260
1,2-Dichloroethane	ND	0.50		µg/L	11/14/2022	EPA 8260
1,1,1-Trichloroethane	ND	1.0		µg/L	11/14/2022	EPA 8260
1,1-Dichloropropene	ND	1.0		µg/L	11/14/2022	EPA 8260
Carbon tetrachloride	ND	1.0		µg/L	11/14/2022	EPA 8260
Benzene	ND	0.50		µg/L	11/14/2022	EPA 8260
Tertiary Amyl Methyl Ether (TAME)	ND	1.0		µg/L	11/14/2022	EPA 8260
Dibromomethane	ND	1.0		µg/L	11/14/2022	EPA 8260
1,2-Dichloropropane	ND	1.0		µg/L	11/14/2022	EPA 8260
Trichloroethene	ND	1.0		µg/L	11/14/2022	EPA 8260
Bromodichloromethane	ND	1.0		µg/L	11/14/2022	EPA 8260
4-Methyl-2-pentanone (MIBK)	ND	10		µg/L	11/14/2022	EPA 8260
cis-1,3-Dichloropropene	ND	0.50		µg/L	11/14/2022	EPA 8260
trans-1,3-Dichloropropene	ND	0.50		µg/L	11/14/2022	EPA 8260
1,1,2-Trichloroethane	ND	1.0		µg/L	11/14/2022	EPA 8260
Toluene	ND	0.50		µg/L	11/14/2022	EPA 8260
1,3-Dichloropropane	ND	1.0		µg/L	11/14/2022	EPA 8260
2-Hexanone	ND	5.0		µg/L	11/14/2022	EPA 8260
Dibromochloromethane	ND	1.0		µg/L	11/14/2022	EPA 8260
1,2-Dibromoethane (EDB)	ND	2.0		µg/L	11/14/2022	EPA 8260
Tetrachloroethene	ND	1.0		µg/L	11/14/2022	EPA 8260
1,1,1,2-Tetrachloroethane	ND	1.0		µg/L	11/14/2022	EPA 8260
Chlorobenzene	ND	1.0		µg/L	11/14/2022	EPA 8260
Ethylbenzene	ND	0.50		µg/L	11/14/2022	EPA 8260
m,p-Xylene	ND	0.50		µg/L	11/14/2022	EPA 8260
Bromoform	ND	1.0		µg/L	11/14/2022	EPA 8260

ALPHA ANALYTICAL INC.

Alpha Analytical, Inc.
255 Glendale Ave, #21
Sparks, Nevada 89431
TEL: (775) 355-1044 FAX: (775) 355-0406
Website: www.alpha-analytical.com

Analytical Report

WO#: **CHH2211111**
Report Date: **11/17/2022**

CLIENT: CH2M Hill
Collection Date: 11/3/2022 7:00:00 AM
Project: DFSP Norwalk
Lab ID: 2211111-01
Matrix: AQUEOUS
Client Sample ID: TB-6

Analyses	Result	RL	Qual	Units	Date Analyzed	Method
Xylenes, Total	ND	0.50		µg/L	11/14/2022	EPA 8260
Styrene	ND	1.0		µg/L	11/14/2022	EPA 8260
o-Xylene	ND	0.50		µg/L	11/14/2022	EPA 8260
1,1,2,2-Tetrachloroethane	ND	1.0		µg/L	11/14/2022	EPA 8260
1,2,3-Trichloropropane	ND	2.0		µg/L	11/14/2022	EPA 8260
Isopropylbenzene	ND	1.0		µg/L	11/14/2022	EPA 8260
Bromobenzene	ND	1.0		µg/L	11/14/2022	EPA 8260
n-Propylbenzene	ND	1.0		µg/L	11/14/2022	EPA 8260
4-Chlorotoluene	ND	1.0		µg/L	11/14/2022	EPA 8260
2-Chlorotoluene	ND	1.0		µg/L	11/14/2022	EPA 8260
1,3,5-Trimethylbenzene	ND	1.0		µg/L	11/14/2022	EPA 8260
tert-Butylbenzene	ND	1.0		µg/L	11/14/2022	EPA 8260
1,2,4-Trimethylbenzene	ND	1.0		µg/L	11/14/2022	EPA 8260
sec-Butylbenzene	ND	1.0		µg/L	11/14/2022	EPA 8260
1,3-Dichlorobenzene	ND	1.0		µg/L	11/14/2022	EPA 8260
1,4-Dichlorobenzene	ND	1.0		µg/L	11/14/2022	EPA 8260
4-Isopropyltoluene	ND	1.0		µg/L	11/14/2022	EPA 8260
1,2-Dichlorobenzene	ND	1.0		µg/L	11/14/2022	EPA 8260
n-Butylbenzene	ND	1.0		µg/L	11/14/2022	EPA 8260
1,2-Dibromo-3-chloropropane (DBCP)	ND	5.0		µg/L	11/14/2022	EPA 8260
1,2,4-Trichlorobenzene	ND	2.0		µg/L	11/14/2022	EPA 8260
Naphthalene	ND	10		µg/L	11/14/2022	EPA 8260
1,2,3-Trichlorobenzene	ND	2.0		µg/L	11/14/2022	EPA 8260
Surr: 1,2-Dichloroethane-d4	100	70-130		%Rec	11/14/2022	EPA 8260
Surr: Toluene-d8	108	70-130		%Rec	11/14/2022	EPA 8260
Surr: 4-Bromofluorobenzene	109	70-130		%Rec	11/14/2022	EPA 8260

ALPHA ANALYTICAL INC.

Alpha Analytical, Inc.
255 Glendale Ave, #21
Sparks, Nevada 89431
TEL: (775) 355-1044 FAX: (775) 355-0406
Website: www.alpha-analytical.com

Analytical Report

WO#: **CHH2211111**
Report Date: **11/17/2022**

CLIENT: CH2M Hill
Collection Date: 11/3/2022 7:52:00 AM
Project: DFSP Norwalk
Lab ID: 2211111-02
Matrix: AQUEOUS
Client Sample ID: GMW-13

Analyses	Result	RL	Qual	Units	Date Analyzed	Method
TPH-E (DRO)	ND	0.050		mg/L	11/11/2022	EPA 8015C
Surr: Nonane	103	63-125		%Rec	11/11/2022	EPA 8015C
TPH-P (GRO)	ND	0.050		mg/L	11/14/2022	EPA 8015C
Surr: 1,2-Dichloroethane-d4	102	70-130		%Rec	11/14/2022	EPA 8015C
Surr: Toluene-d8	110	70-130		%Rec	11/14/2022	EPA 8015C
Surr: 4-Bromofluorobenzene	105	70-130		%Rec	11/14/2022	EPA 8015C
Dichlorodifluoromethane	ND	1.0		µg/L	11/14/2022	EPA 8260
Chloromethane	ND	2.0		µg/L	11/14/2022	EPA 8260
Vinyl chloride	ND	0.50		µg/L	11/14/2022	EPA 8260
Chloroethane	ND	1.0		µg/L	11/14/2022	EPA 8260
Bromomethane	ND	2.0		µg/L	11/14/2022	EPA 8260
Trichlorofluoromethane	ND	10		µg/L	11/14/2022	EPA 8260
Acetone	ND	10		µg/L	11/14/2022	EPA 8260
1,1-Dichloroethene	ND	1.0		µg/L	11/14/2022	EPA 8260
Tertiary Butyl Alcohol (TBA)	ND	10		µg/L	11/14/2022	EPA 8260
Dichloromethane	ND	5.0		µg/L	11/14/2022	EPA 8260
Freon-113	ND	10		µg/L	11/14/2022	EPA 8260
Carbon disulfide	ND	2.5		µg/L	11/14/2022	EPA 8260
trans-1,2-Dichloroethene	ND	1.0		µg/L	11/14/2022	EPA 8260
Methyl tert-butyl ether (MTBE)	ND	0.50		µg/L	11/14/2022	EPA 8260
1,1-Dichloroethane	ND	1.0		µg/L	11/14/2022	EPA 8260
Vinyl acetate	ND	50		µg/L	11/14/2022	EPA 8260
2-Butanone (MEK)	ND	10		µg/L	11/14/2022	EPA 8260
Di-isopropyl Ether (DIPE)	ND	1.0		µg/L	11/14/2022	EPA 8260
cis-1,2-Dichloroethene	ND	1.0		µg/L	11/14/2022	EPA 8260
Bromochloromethane	ND	1.0		µg/L	11/14/2022	EPA 8260
Chloroform	ND	1.0		µg/L	11/14/2022	EPA 8260
Ethyl Tertiary Butyl Ether (ETBE)	ND	1.0		µg/L	11/14/2022	EPA 8260
2,2-Dichloropropane	ND	1.0		µg/L	11/14/2022	EPA 8260
1,2-Dichloroethane	ND	0.50		µg/L	11/14/2022	EPA 8260
1,1,1-Trichloroethane	ND	1.0		µg/L	11/14/2022	EPA 8260
1,1-Dichloropropene	ND	1.0		µg/L	11/14/2022	EPA 8260
Carbon tetrachloride	ND	1.0		µg/L	11/14/2022	EPA 8260
Benzene	ND	0.50		µg/L	11/14/2022	EPA 8260
Tertiary Amyl Methyl Ether (TAME)	ND	1.0		µg/L	11/14/2022	EPA 8260
Dibromomethane	ND	1.0		µg/L	11/14/2022	EPA 8260
1,2-Dichloropropane	ND	1.0		µg/L	11/14/2022	EPA 8260
Trichloroethene	ND	1.0		µg/L	11/14/2022	EPA 8260
Bromodichloromethane	ND	1.0		µg/L	11/14/2022	EPA 8260
4-Methyl-2-pentanone (MIBK)	ND	10		µg/L	11/14/2022	EPA 8260
cis-1,3-Dichloropropene	ND	0.50		µg/L	11/14/2022	EPA 8260
trans-1,3-Dichloropropene	ND	0.50		µg/L	11/14/2022	EPA 8260
1,1,2-Trichloroethane	ND	1.0		µg/L	11/14/2022	EPA 8260
Toluene	ND	0.50		µg/L	11/14/2022	EPA 8260
1,3-Dichloropropane	ND	1.0		µg/L	11/14/2022	EPA 8260
2-Hexanone	ND	5.0		µg/L	11/14/2022	EPA 8260
Dibromochloromethane	ND	1.0		µg/L	11/14/2022	EPA 8260

ALPHA ANALYTICAL INC.

Alpha Analytical, Inc.
255 Glendale Ave, #21
Sparks, Nevada 89431
TEL: (775) 355-1044 FAX: (775) 355-0406
Website: www.alpha-analytical.com

Analytical Report

WO#: **CHH2211111**
Report Date: **11/17/2022**

CLIENT: CH2M Hill
Collection Date: 11/3/2022 7:52:00 AM
Project: DFSP Norwalk
Lab ID: 2211111-02
Matrix: AQUEOUS
Client Sample ID: GMW-13

Analyses	Result	RL	Qual	Units	Date Analyzed	Method
1,2-Dibromoethane (EDB)	ND	2.0		µg/L	11/14/2022	EPA 8260
Tetrachloroethene	ND	1.0		µg/L	11/14/2022	EPA 8260
1,1,1,2-Tetrachloroethane	ND	1.0		µg/L	11/14/2022	EPA 8260
Chlorobenzene	ND	1.0		µg/L	11/14/2022	EPA 8260
Ethylbenzene	ND	0.50		µg/L	11/14/2022	EPA 8260
m,p-Xylene	ND	0.50		µg/L	11/14/2022	EPA 8260
Bromoform	ND	1.0		µg/L	11/14/2022	EPA 8260
Xylenes, Total	ND	0.50		µg/L	11/14/2022	EPA 8260
Styrene	ND	1.0		µg/L	11/14/2022	EPA 8260
o-Xylene	ND	0.50		µg/L	11/14/2022	EPA 8260
1,1,2,2-Tetrachloroethane	ND	1.0		µg/L	11/14/2022	EPA 8260
1,2,3-Trichloropropane	ND	2.0		µg/L	11/14/2022	EPA 8260
Isopropylbenzene	ND	1.0		µg/L	11/14/2022	EPA 8260
Bromobenzene	ND	1.0		µg/L	11/14/2022	EPA 8260
n-Propylbenzene	ND	1.0		µg/L	11/14/2022	EPA 8260
4-Chlorotoluene	ND	1.0		µg/L	11/14/2022	EPA 8260
2-Chlorotoluene	ND	1.0		µg/L	11/14/2022	EPA 8260
1,3,5-Trimethylbenzene	ND	1.0		µg/L	11/14/2022	EPA 8260
tert-Butylbenzene	ND	1.0		µg/L	11/14/2022	EPA 8260
1,2,4-Trimethylbenzene	ND	1.0		µg/L	11/14/2022	EPA 8260
sec-Butylbenzene	ND	1.0		µg/L	11/14/2022	EPA 8260
1,3-Dichlorobenzene	ND	1.0		µg/L	11/14/2022	EPA 8260
1,4-Dichlorobenzene	ND	1.0		µg/L	11/14/2022	EPA 8260
4-Isopropyltoluene	ND	1.0		µg/L	11/14/2022	EPA 8260
1,2-Dichlorobenzene	ND	1.0		µg/L	11/14/2022	EPA 8260
n-Butylbenzene	ND	1.0		µg/L	11/14/2022	EPA 8260
1,2-Dibromo-3-chloropropane (DBCP)	ND	5.0		µg/L	11/14/2022	EPA 8260
1,2,4-Trichlorobenzene	ND	2.0		µg/L	11/14/2022	EPA 8260
Naphthalene	ND	10		µg/L	11/14/2022	EPA 8260
1,2,3-Trichlorobenzene	ND	2.0		µg/L	11/14/2022	EPA 8260
Surr: 1,2-Dichloroethane-d4	102	70-130		%Rec	11/14/2022	EPA 8260
Surr: Toluene-d8	110	70-130		%Rec	11/14/2022	EPA 8260
Surr: 4-Bromofluorobenzene	105	70-130		%Rec	11/14/2022	EPA 8260

ALPHA ANALYTICAL INC.

Alpha Analytical, Inc.
255 Glendale Ave, #21
Sparks, Nevada 89431
TEL: (775) 355-1044 FAX: (775) 355-0406
Website: www.alpha-analytical.com

Analytical Report

WO#: **CHH2211111**
Report Date: **11/17/2022**

CLIENT: CH2M Hill
Collection Date: 11/3/2022 8:34:00 AM
Project: DFSP Norwalk
Lab ID: 2211111-03
Matrix: AQUEOUS
Client Sample ID: HL-2

Analyses	Result	RL	Qual	Units	Date Analyzed	Method
TPH-E (DRO)	ND	0.050		mg/L	11/11/2022	EPA 8015C
Surr: Nonane	105	63-125		%Rec	11/11/2022	EPA 8015C
TPH-P (GRO)	ND	0.050		mg/L	11/14/2022	EPA 8015C
Surr: 1,2-Dichloroethane-d4	108	70-130		%Rec	11/14/2022	EPA 8015C
Surr: Toluene-d8	107	70-130		%Rec	11/14/2022	EPA 8015C
Surr: 4-Bromofluorobenzene	104	70-130		%Rec	11/14/2022	EPA 8015C
Dichlorodifluoromethane	ND	1.0		µg/L	11/14/2022	EPA 8260
Chloromethane	ND	2.0		µg/L	11/14/2022	EPA 8260
Vinyl chloride	ND	0.50		µg/L	11/14/2022	EPA 8260
Chloroethane	ND	1.0		µg/L	11/14/2022	EPA 8260
Bromomethane	ND	2.0		µg/L	11/14/2022	EPA 8260
Trichlorofluoromethane	ND	10		µg/L	11/14/2022	EPA 8260
Acetone	ND	10		µg/L	11/14/2022	EPA 8260
1,1-Dichloroethene	ND	1.0		µg/L	11/14/2022	EPA 8260
Tertiary Butyl Alcohol (TBA)	ND	10		µg/L	11/14/2022	EPA 8260
Dichloromethane	ND	5.0		µg/L	11/14/2022	EPA 8260
Freon-113	ND	10		µg/L	11/14/2022	EPA 8260
Carbon disulfide	ND	2.5		µg/L	11/14/2022	EPA 8260
trans-1,2-Dichloroethene	ND	1.0		µg/L	11/14/2022	EPA 8260
Methyl tert-butyl ether (MTBE)	ND	0.50		µg/L	11/14/2022	EPA 8260
1,1-Dichloroethane	ND	1.0		µg/L	11/14/2022	EPA 8260
Vinyl acetate	ND	50		µg/L	11/14/2022	EPA 8260
2-Butanone (MEK)	ND	10		µg/L	11/14/2022	EPA 8260
Di-isopropyl Ether (DIPE)	ND	1.0		µg/L	11/14/2022	EPA 8260
cis-1,2-Dichloroethene	ND	1.0		µg/L	11/14/2022	EPA 8260
Bromochloromethane	ND	1.0		µg/L	11/14/2022	EPA 8260
Chloroform	ND	1.0		µg/L	11/14/2022	EPA 8260
Ethyl Tertiary Butyl Ether (ETBE)	ND	1.0		µg/L	11/14/2022	EPA 8260
2,2-Dichloropropane	ND	1.0		µg/L	11/14/2022	EPA 8260
1,2-Dichloroethane	ND	0.50		µg/L	11/14/2022	EPA 8260
1,1,1-Trichloroethane	ND	1.0		µg/L	11/14/2022	EPA 8260
1,1-Dichloropropene	ND	1.0		µg/L	11/14/2022	EPA 8260
Carbon tetrachloride	ND	1.0		µg/L	11/14/2022	EPA 8260
Benzene	ND	0.50		µg/L	11/14/2022	EPA 8260
Tertiary Amyl Methyl Ether (TAME)	ND	1.0		µg/L	11/14/2022	EPA 8260
Dibromomethane	ND	1.0		µg/L	11/14/2022	EPA 8260
1,2-Dichloropropane	ND	1.0		µg/L	11/14/2022	EPA 8260
Trichloroethene	ND	1.0		µg/L	11/14/2022	EPA 8260
Bromodichloromethane	ND	1.0		µg/L	11/14/2022	EPA 8260
4-Methyl-2-pentanone (MIBK)	ND	10		µg/L	11/14/2022	EPA 8260
cis-1,3-Dichloropropene	ND	0.50		µg/L	11/14/2022	EPA 8260
trans-1,3-Dichloropropene	ND	0.50		µg/L	11/14/2022	EPA 8260
1,1,2-Trichloroethane	ND	1.0		µg/L	11/14/2022	EPA 8260
Toluene	ND	0.50		µg/L	11/14/2022	EPA 8260
1,3-Dichloropropane	ND	1.0		µg/L	11/14/2022	EPA 8260
2-Hexanone	ND	5.0		µg/L	11/14/2022	EPA 8260
Dibromochloromethane	ND	1.0		µg/L	11/14/2022	EPA 8260

ALPHA ANALYTICAL INC.

Alpha Analytical, Inc.
255 Glendale Ave, #21
Sparks, Nevada 89431
TEL: (775) 355-1044 FAX: (775) 355-0406
Website: www.alpha-analytical.com

Analytical Report

WO#: **CHH2211111**
Report Date: **11/17/2022**

CLIENT: CH2M Hill
Collection Date: 11/3/2022 8:34:00 AM
Project: DFSP Norwalk
Lab ID: 2211111-03
Matrix: AQUEOUS
Client Sample ID: HL-2

Analyses	Result	RL	Qual	Units	Date Analyzed	Method
1,2-Dibromoethane (EDB)	ND	2.0		µg/L	11/14/2022	EPA 8260
Tetrachloroethene	ND	1.0		µg/L	11/14/2022	EPA 8260
1,1,1,2-Tetrachloroethane	ND	1.0		µg/L	11/14/2022	EPA 8260
Chlorobenzene	ND	1.0		µg/L	11/14/2022	EPA 8260
Ethylbenzene	ND	0.50		µg/L	11/14/2022	EPA 8260
m,p-Xylene	ND	0.50		µg/L	11/14/2022	EPA 8260
Bromoform	ND	1.0		µg/L	11/14/2022	EPA 8260
Xylenes, Total	ND	0.50		µg/L	11/14/2022	EPA 8260
Styrene	ND	1.0		µg/L	11/14/2022	EPA 8260
o-Xylene	ND	0.50		µg/L	11/14/2022	EPA 8260
1,1,2,2-Tetrachloroethane	ND	1.0		µg/L	11/14/2022	EPA 8260
1,2,3-Trichloropropane	ND	2.0		µg/L	11/14/2022	EPA 8260
Isopropylbenzene	ND	1.0		µg/L	11/14/2022	EPA 8260
Bromobenzene	ND	1.0		µg/L	11/14/2022	EPA 8260
n-Propylbenzene	ND	1.0		µg/L	11/14/2022	EPA 8260
4-Chlorotoluene	ND	1.0		µg/L	11/14/2022	EPA 8260
2-Chlorotoluene	ND	1.0		µg/L	11/14/2022	EPA 8260
1,3,5-Trimethylbenzene	ND	1.0		µg/L	11/14/2022	EPA 8260
tert-Butylbenzene	ND	1.0		µg/L	11/14/2022	EPA 8260
1,2,4-Trimethylbenzene	ND	1.0		µg/L	11/14/2022	EPA 8260
sec-Butylbenzene	ND	1.0		µg/L	11/14/2022	EPA 8260
1,3-Dichlorobenzene	ND	1.0		µg/L	11/14/2022	EPA 8260
1,4-Dichlorobenzene	ND	1.0		µg/L	11/14/2022	EPA 8260
4-Isopropyltoluene	ND	1.0		µg/L	11/14/2022	EPA 8260
1,2-Dichlorobenzene	ND	1.0		µg/L	11/14/2022	EPA 8260
n-Butylbenzene	ND	1.0		µg/L	11/14/2022	EPA 8260
1,2-Dibromo-3-chloropropane (DBCP)	ND	5.0		µg/L	11/14/2022	EPA 8260
1,2,4-Trichlorobenzene	ND	2.0		µg/L	11/14/2022	EPA 8260
Naphthalene	ND	10		µg/L	11/14/2022	EPA 8260
1,2,3-Trichlorobenzene	ND	2.0		µg/L	11/14/2022	EPA 8260
Surr: 1,2-Dichloroethane-d4	108	70-130		%Rec	11/14/2022	EPA 8260
Surr: Toluene-d8	107	70-130		%Rec	11/14/2022	EPA 8260
Surr: 4-Bromofluorobenzene	104	70-130		%Rec	11/14/2022	EPA 8260

ALPHA ANALYTICAL INC.

Alpha Analytical, Inc.
255 Glendale Ave, #21
Sparks, Nevada 89431
TEL: (775) 355-1044 FAX: (775) 355-0406
Website: www.alpha-analytical.com

Analytical Report

WO#: **CHH2211111**
Report Date: **11/17/2022**

CLIENT: CH2M Hill
Collection Date: 11/3/2022 9:08:00 AM
Project: DFSP Norwalk
Lab ID: 2211111-04
Matrix: AQUEOUS
Client Sample ID: GWR-1R

Analyses	Result	RL	Qual	Units	Date Analyzed	Method
TPH-E (DRO)	0.051	0.050		mg/L	11/11/2022	EPA 8015C
Surr: Nonane	92	63-125		%Rec	11/11/2022	EPA 8015C
TPH-P (GRO)	ND	0.050		mg/L	11/14/2022	EPA 8015C
Surr: 1,2-Dichloroethane-d4	108	70-130		%Rec	11/14/2022	EPA 8015C
Surr: Toluene-d8	111	70-130		%Rec	11/14/2022	EPA 8015C
Surr: 4-Bromofluorobenzene	93	70-130		%Rec	11/14/2022	EPA 8015C
Dichlorodifluoromethane	ND	1.0		µg/L	11/14/2022	EPA 8260
Chloromethane	ND	2.0		µg/L	11/14/2022	EPA 8260
Vinyl chloride	ND	0.50		µg/L	11/14/2022	EPA 8260
Chloroethane	ND	1.0		µg/L	11/14/2022	EPA 8260
Bromomethane	ND	2.0		µg/L	11/14/2022	EPA 8260
Trichlorofluoromethane	ND	10		µg/L	11/14/2022	EPA 8260
Acetone	ND	10		µg/L	11/14/2022	EPA 8260
1,1-Dichloroethene	ND	1.0		µg/L	11/14/2022	EPA 8260
Tertiary Butyl Alcohol (TBA)	ND	10		µg/L	11/14/2022	EPA 8260
Dichloromethane	ND	5.0		µg/L	11/14/2022	EPA 8260
Freon-113	ND	10		µg/L	11/14/2022	EPA 8260
Carbon disulfide	ND	2.5		µg/L	11/14/2022	EPA 8260
trans-1,2-Dichloroethene	ND	1.0		µg/L	11/14/2022	EPA 8260
Methyl tert-butyl ether (MTBE)	0.73	0.50		µg/L	11/14/2022	EPA 8260
1,1-Dichloroethane	ND	1.0		µg/L	11/14/2022	EPA 8260
Vinyl acetate	ND	50		µg/L	11/14/2022	EPA 8260
2-Butanone (MEK)	ND	10		µg/L	11/14/2022	EPA 8260
Di-isopropyl Ether (DIPE)	ND	1.0		µg/L	11/14/2022	EPA 8260
cis-1,2-Dichloroethene	ND	1.0		µg/L	11/14/2022	EPA 8260
Bromochloromethane	ND	1.0		µg/L	11/14/2022	EPA 8260
Chloroform	ND	1.0		µg/L	11/14/2022	EPA 8260
Ethyl Tertiary Butyl Ether (ETBE)	ND	1.0		µg/L	11/14/2022	EPA 8260
2,2-Dichloropropane	ND	1.0		µg/L	11/14/2022	EPA 8260
1,2-Dichloroethane	ND	0.50		µg/L	11/14/2022	EPA 8260
1,1,1-Trichloroethane	ND	1.0		µg/L	11/14/2022	EPA 8260
1,1-Dichloropropene	ND	1.0		µg/L	11/14/2022	EPA 8260
Carbon tetrachloride	ND	1.0		µg/L	11/14/2022	EPA 8260
Benzene	ND	0.50		µg/L	11/14/2022	EPA 8260
Tertiary Amyl Methyl Ether (TAME)	ND	1.0		µg/L	11/14/2022	EPA 8260
Dibromomethane	ND	1.0		µg/L	11/14/2022	EPA 8260
1,2-Dichloropropane	ND	1.0		µg/L	11/14/2022	EPA 8260
Trichloroethene	ND	1.0		µg/L	11/14/2022	EPA 8260
Bromodichloromethane	ND	1.0		µg/L	11/14/2022	EPA 8260
4-Methyl-2-pentanone (MIBK)	ND	10		µg/L	11/14/2022	EPA 8260
cis-1,3-Dichloropropene	ND	0.50		µg/L	11/14/2022	EPA 8260
trans-1,3-Dichloropropene	ND	0.50		µg/L	11/14/2022	EPA 8260
1,1,2-Trichloroethane	ND	1.0		µg/L	11/14/2022	EPA 8260
Toluene	ND	0.50		µg/L	11/14/2022	EPA 8260
1,3-Dichloropropane	ND	1.0		µg/L	11/14/2022	EPA 8260
2-Hexanone	ND	5.0		µg/L	11/14/2022	EPA 8260
Dibromochloromethane	ND	1.0		µg/L	11/14/2022	EPA 8260

ALPHA ANALYTICAL INC.

Alpha Analytical, Inc.
255 Glendale Ave, #21
Sparks, Nevada 89431
TEL: (775) 355-1044 FAX: (775) 355-0406
Website: www.alpha-analytical.com

Analytical Report

WO#: **CHH2211111**
Report Date: **11/17/2022**

CLIENT: CH2M Hill
Collection Date: 11/3/2022 9:08:00 AM
Project: DFSP Norwalk
Lab ID: 2211111-04
Matrix: AQUEOUS
Client Sample ID: GWR-1R

Analyses	Result	RL	Qual	Units	Date Analyzed	Method
1,2-Dibromoethane (EDB)	ND	2.0		µg/L	11/14/2022	EPA 8260
Tetrachloroethene	ND	1.0		µg/L	11/14/2022	EPA 8260
1,1,1,2-Tetrachloroethane	ND	1.0		µg/L	11/14/2022	EPA 8260
Chlorobenzene	ND	1.0		µg/L	11/14/2022	EPA 8260
Ethylbenzene	ND	0.50		µg/L	11/14/2022	EPA 8260
m,p-Xylene	ND	0.50		µg/L	11/14/2022	EPA 8260
Bromoform	ND	1.0		µg/L	11/14/2022	EPA 8260
Xylenes, Total	ND	0.50		µg/L	11/14/2022	EPA 8260
Styrene	ND	1.0		µg/L	11/14/2022	EPA 8260
o-Xylene	ND	0.50		µg/L	11/14/2022	EPA 8260
1,1,2,2-Tetrachloroethane	ND	1.0		µg/L	11/14/2022	EPA 8260
1,2,3-Trichloropropane	ND	2.0		µg/L	11/14/2022	EPA 8260
Isopropylbenzene	ND	1.0		µg/L	11/14/2022	EPA 8260
Bromobenzene	ND	1.0		µg/L	11/14/2022	EPA 8260
n-Propylbenzene	ND	1.0		µg/L	11/14/2022	EPA 8260
4-Chlorotoluene	ND	1.0		µg/L	11/14/2022	EPA 8260
2-Chlorotoluene	ND	1.0		µg/L	11/14/2022	EPA 8260
1,3,5-Trimethylbenzene	ND	1.0		µg/L	11/14/2022	EPA 8260
tert-Butylbenzene	ND	1.0		µg/L	11/14/2022	EPA 8260
1,2,4-Trimethylbenzene	ND	1.0		µg/L	11/14/2022	EPA 8260
sec-Butylbenzene	ND	1.0		µg/L	11/14/2022	EPA 8260
1,3-Dichlorobenzene	ND	1.0		µg/L	11/14/2022	EPA 8260
1,4-Dichlorobenzene	ND	1.0		µg/L	11/14/2022	EPA 8260
4-Isopropyltoluene	ND	1.0		µg/L	11/14/2022	EPA 8260
1,2-Dichlorobenzene	ND	1.0		µg/L	11/14/2022	EPA 8260
n-Butylbenzene	ND	1.0		µg/L	11/14/2022	EPA 8260
1,2-Dibromo-3-chloropropane (DBCP)	ND	5.0		µg/L	11/14/2022	EPA 8260
1,2,4-Trichlorobenzene	ND	2.0		µg/L	11/14/2022	EPA 8260
Naphthalene	ND	10		µg/L	11/14/2022	EPA 8260
1,2,3-Trichlorobenzene	ND	2.0		µg/L	11/14/2022	EPA 8260
Surr: 1,2-Dichloroethane-d4	108	70-130		%Rec	11/14/2022	EPA 8260
Surr: Toluene-d8	111	70-130		%Rec	11/14/2022	EPA 8260
Surr: 4-Bromofluorobenzene	93	70-130		%Rec	11/14/2022	EPA 8260

ALPHA ANALYTICAL INC.

Alpha Analytical, Inc.
255 Glendale Ave, #21
Sparks, Nevada 89431
TEL: (775) 355-1044 FAX: (775) 355-0406
Website: www.alpha-analytical.com

Analytical Report

WO#: **CHH2211111**
Report Date: **11/17/2022**

CLIENT: CH2M Hill
Collection Date: 11/3/2022
Project: DFSP Norwalk
Lab ID: 2211111-05
Matrix: AQUEOUS
Client Sample ID: DUP-2

Analyses	Result	RL	Qual	Units	Date Analyzed	Method
TPH-E (DRO)	0.054	0.050		mg/L	11/11/2022	EPA 8015C
Surr: Nonane	87	63-125		%Rec	11/11/2022	EPA 8015C
TPH-P (GRO)	ND	0.050		mg/L	11/14/2022	EPA 8015C
Surr: 1,2-Dichloroethane-d4	110	70-130		%Rec	11/14/2022	EPA 8015C
Surr: Toluene-d8	111	70-130		%Rec	11/14/2022	EPA 8015C
Surr: 4-Bromofluorobenzene	93	70-130		%Rec	11/14/2022	EPA 8015C
Dichlorodifluoromethane	ND	1.0		µg/L	11/14/2022	EPA 8260
Chloromethane	ND	2.0		µg/L	11/14/2022	EPA 8260
Vinyl chloride	ND	0.50		µg/L	11/14/2022	EPA 8260
Chloroethane	ND	1.0		µg/L	11/14/2022	EPA 8260
Bromomethane	ND	2.0		µg/L	11/14/2022	EPA 8260
Trichlorofluoromethane	ND	10		µg/L	11/14/2022	EPA 8260
Acetone	ND	10		µg/L	11/14/2022	EPA 8260
1,1-Dichloroethene	ND	1.0		µg/L	11/14/2022	EPA 8260
Tertiary Butyl Alcohol (TBA)	ND	10		µg/L	11/14/2022	EPA 8260
Dichloromethane	ND	5.0		µg/L	11/14/2022	EPA 8260
Freon-113	ND	10		µg/L	11/14/2022	EPA 8260
Carbon disulfide	ND	2.5		µg/L	11/14/2022	EPA 8260
trans-1,2-Dichloroethene	ND	1.0		µg/L	11/14/2022	EPA 8260
Methyl tert-butyl ether (MTBE)	0.69	0.50		µg/L	11/14/2022	EPA 8260
1,1-Dichloroethane	ND	1.0		µg/L	11/14/2022	EPA 8260
Vinyl acetate	ND	50		µg/L	11/14/2022	EPA 8260
2-Butanone (MEK)	ND	10		µg/L	11/14/2022	EPA 8260
Di-isopropyl Ether (DIPE)	ND	1.0		µg/L	11/14/2022	EPA 8260
cis-1,2-Dichloroethene	ND	1.0		µg/L	11/14/2022	EPA 8260
Bromochloromethane	ND	1.0		µg/L	11/14/2022	EPA 8260
Chloroform	ND	1.0		µg/L	11/14/2022	EPA 8260
Ethyl Tertiary Butyl Ether (ETBE)	ND	1.0		µg/L	11/14/2022	EPA 8260
2,2-Dichloropropane	ND	1.0		µg/L	11/14/2022	EPA 8260
1,2-Dichloroethane	ND	0.50		µg/L	11/14/2022	EPA 8260
1,1,1-Trichloroethane	ND	1.0		µg/L	11/14/2022	EPA 8260
1,1-Dichloropropene	ND	1.0		µg/L	11/14/2022	EPA 8260
Carbon tetrachloride	ND	1.0		µg/L	11/14/2022	EPA 8260
Benzene	ND	0.50		µg/L	11/14/2022	EPA 8260
Tertiary Amyl Methyl Ether (TAME)	ND	1.0		µg/L	11/14/2022	EPA 8260
Dibromomethane	ND	1.0		µg/L	11/14/2022	EPA 8260
1,2-Dichloropropane	ND	1.0		µg/L	11/14/2022	EPA 8260
Trichloroethene	ND	1.0		µg/L	11/14/2022	EPA 8260
Bromodichloromethane	ND	1.0		µg/L	11/14/2022	EPA 8260
4-Methyl-2-pentanone (MIBK)	ND	10		µg/L	11/14/2022	EPA 8260
cis-1,3-Dichloropropene	ND	0.50		µg/L	11/14/2022	EPA 8260
trans-1,3-Dichloropropene	ND	0.50		µg/L	11/14/2022	EPA 8260
1,1,2-Trichloroethane	ND	1.0		µg/L	11/14/2022	EPA 8260
Toluene	ND	0.50		µg/L	11/14/2022	EPA 8260
1,3-Dichloropropane	ND	1.0		µg/L	11/14/2022	EPA 8260
2-Hexanone	ND	5.0		µg/L	11/14/2022	EPA 8260
Dibromochloromethane	ND	1.0		µg/L	11/14/2022	EPA 8260

ALPHA ANALYTICAL INC.

Alpha Analytical, Inc.
255 Glendale Ave, #21
Sparks, Nevada 89431
TEL: (775) 355-1044 FAX: (775) 355-0406
Website: www.alpha-analytical.com

Analytical Report

WO#: **CHH2211111**
Report Date: **11/17/2022**

CLIENT: CH2M Hill
Collection Date: 11/3/2022
Project: DFSP Norwalk
Lab ID: 2211111-05
Matrix: AQUEOUS
Client Sample ID: DUP-2

Analyses	Result	RL	Qual	Units	Date Analyzed	Method
1,2-Dibromoethane (EDB)	ND	2.0		µg/L	11/14/2022	EPA 8260
Tetrachloroethene	ND	1.0		µg/L	11/14/2022	EPA 8260
1,1,1,2-Tetrachloroethane	ND	1.0		µg/L	11/14/2022	EPA 8260
Chlorobenzene	ND	1.0		µg/L	11/14/2022	EPA 8260
Ethylbenzene	ND	0.50		µg/L	11/14/2022	EPA 8260
m,p-Xylene	ND	0.50		µg/L	11/14/2022	EPA 8260
Bromoform	ND	1.0		µg/L	11/14/2022	EPA 8260
Xylenes, Total	ND	0.50		µg/L	11/14/2022	EPA 8260
Styrene	ND	1.0		µg/L	11/14/2022	EPA 8260
o-Xylene	ND	0.50		µg/L	11/14/2022	EPA 8260
1,1,2,2-Tetrachloroethane	ND	1.0		µg/L	11/14/2022	EPA 8260
1,2,3-Trichloropropane	ND	2.0		µg/L	11/14/2022	EPA 8260
Isopropylbenzene	ND	1.0		µg/L	11/14/2022	EPA 8260
Bromobenzene	ND	1.0		µg/L	11/14/2022	EPA 8260
n-Propylbenzene	ND	1.0		µg/L	11/14/2022	EPA 8260
4-Chlorotoluene	ND	1.0		µg/L	11/14/2022	EPA 8260
2-Chlorotoluene	ND	1.0		µg/L	11/14/2022	EPA 8260
1,3,5-Trimethylbenzene	ND	1.0		µg/L	11/14/2022	EPA 8260
tert-Butylbenzene	ND	1.0		µg/L	11/14/2022	EPA 8260
1,2,4-Trimethylbenzene	ND	1.0		µg/L	11/14/2022	EPA 8260
sec-Butylbenzene	ND	1.0		µg/L	11/14/2022	EPA 8260
1,3-Dichlorobenzene	ND	1.0		µg/L	11/14/2022	EPA 8260
1,4-Dichlorobenzene	ND	1.0		µg/L	11/14/2022	EPA 8260
4-Isopropyltoluene	ND	1.0		µg/L	11/14/2022	EPA 8260
1,2-Dichlorobenzene	ND	1.0		µg/L	11/14/2022	EPA 8260
n-Butylbenzene	ND	1.0		µg/L	11/14/2022	EPA 8260
1,2-Dibromo-3-chloropropane (DBCP)	ND	5.0		µg/L	11/14/2022	EPA 8260
1,2,4-Trichlorobenzene	ND	2.0		µg/L	11/14/2022	EPA 8260
Naphthalene	ND	10		µg/L	11/14/2022	EPA 8260
1,2,3-Trichlorobenzene	ND	2.0		µg/L	11/14/2022	EPA 8260
Surr: 1,2-Dichloroethane-d4	110	70-130		%Rec	11/14/2022	EPA 8260
Surr: Toluene-d8	111	70-130		%Rec	11/14/2022	EPA 8260
Surr: 4-Bromofluorobenzene	93	70-130		%Rec	11/14/2022	EPA 8260

ALPHA ANALYTICAL INC.

Alpha Analytical, Inc.
255 Glendale Ave, #21
Sparks, Nevada 89431
TEL: (775) 355-1044 FAX: (775) 355-0406
Website: www.alpha-analytical.com

Analytical Report

WO#: **CHH2211111**
Report Date: **11/17/2022**

CLIENT: CH2M Hill
Collection Date: 11/3/2022 9:43:00 AM
Project: DFSP Norwalk
Lab ID: 2211111-06
Matrix: AQUEOUS
Client Sample ID: MW-12

Analyses	Result	RL	Qual	Units	Date Analyzed	Method
TPH-E (DRO)	0.082	0.050		mg/L	11/11/2022	EPA 8015C
Surr: Nonane	89	63-125		%Rec	11/11/2022	EPA 8015C
TPH-P (GRO)	ND	0.050		mg/L	11/14/2022	EPA 8015C
Surr: 1,2-Dichloroethane-d4	107	70-130		%Rec	11/14/2022	EPA 8015C
Surr: Toluene-d8	113	70-130		%Rec	11/14/2022	EPA 8015C
Surr: 4-Bromofluorobenzene	96	70-130		%Rec	11/14/2022	EPA 8015C
Dichlorodifluoromethane	ND	1.0		µg/L	11/14/2022	EPA 8260
Chloromethane	ND	2.0		µg/L	11/14/2022	EPA 8260
Vinyl chloride	ND	0.50		µg/L	11/14/2022	EPA 8260
Chloroethane	ND	1.0		µg/L	11/14/2022	EPA 8260
Bromomethane	ND	2.0		µg/L	11/14/2022	EPA 8260
Trichlorofluoromethane	ND	10		µg/L	11/14/2022	EPA 8260
Acetone	ND	10		µg/L	11/14/2022	EPA 8260
1,1-Dichloroethene	ND	1.0		µg/L	11/14/2022	EPA 8260
Tertiary Butyl Alcohol (TBA)	ND	10		µg/L	11/14/2022	EPA 8260
Dichloromethane	ND	5.0		µg/L	11/14/2022	EPA 8260
Freon-113	ND	10		µg/L	11/14/2022	EPA 8260
Carbon disulfide	ND	2.5		µg/L	11/14/2022	EPA 8260
trans-1,2-Dichloroethene	ND	1.0		µg/L	11/14/2022	EPA 8260
Methyl tert-butyl ether (MTBE)	ND	0.50		µg/L	11/14/2022	EPA 8260
1,1-Dichloroethane	ND	1.0		µg/L	11/14/2022	EPA 8260
Vinyl acetate	ND	50		µg/L	11/14/2022	EPA 8260
2-Butanone (MEK)	ND	10		µg/L	11/14/2022	EPA 8260
Di-isopropyl Ether (DIPE)	ND	1.0		µg/L	11/14/2022	EPA 8260
cis-1,2-Dichloroethene	ND	1.0		µg/L	11/14/2022	EPA 8260
Bromochloromethane	ND	1.0		µg/L	11/14/2022	EPA 8260
Chloroform	ND	1.0		µg/L	11/14/2022	EPA 8260
Ethyl Tertiary Butyl Ether (ETBE)	ND	1.0		µg/L	11/14/2022	EPA 8260
2,2-Dichloropropane	ND	1.0		µg/L	11/14/2022	EPA 8260
1,2-Dichloroethane	ND	0.50		µg/L	11/14/2022	EPA 8260
1,1,1-Trichloroethane	ND	1.0		µg/L	11/14/2022	EPA 8260
1,1-Dichloropropene	ND	1.0		µg/L	11/14/2022	EPA 8260
Carbon tetrachloride	ND	1.0		µg/L	11/14/2022	EPA 8260
Benzene	ND	0.50		µg/L	11/14/2022	EPA 8260
Tertiary Amyl Methyl Ether (TAME)	ND	1.0		µg/L	11/14/2022	EPA 8260
Dibromomethane	ND	1.0		µg/L	11/14/2022	EPA 8260
1,2-Dichloropropane	ND	1.0		µg/L	11/14/2022	EPA 8260
Trichloroethene	ND	1.0		µg/L	11/14/2022	EPA 8260
Bromodichloromethane	ND	1.0		µg/L	11/14/2022	EPA 8260
4-Methyl-2-pentanone (MIBK)	ND	10		µg/L	11/14/2022	EPA 8260
cis-1,3-Dichloropropene	ND	0.50		µg/L	11/14/2022	EPA 8260
trans-1,3-Dichloropropene	ND	0.50		µg/L	11/14/2022	EPA 8260
1,1,2-Trichloroethane	ND	1.0		µg/L	11/14/2022	EPA 8260
Toluene	ND	0.50		µg/L	11/14/2022	EPA 8260
1,3-Dichloropropane	ND	1.0		µg/L	11/14/2022	EPA 8260
2-Hexanone	ND	5.0		µg/L	11/14/2022	EPA 8260
Dibromochloromethane	ND	1.0		µg/L	11/14/2022	EPA 8260

ALPHA ANALYTICAL INC.

Alpha Analytical, Inc.
255 Glendale Ave, #21
Sparks, Nevada 89431
TEL: (775) 355-1044 FAX: (775) 355-0406
Website: www.alpha-analytical.com

Analytical Report

WO#: **CHH2211111**
Report Date: **11/17/2022**

CLIENT: CH2M Hill
Collection Date: 11/3/2022 9:43:00 AM
Project: DFSP Norwalk
Lab ID: 2211111-06
Matrix: AQUEOUS
Client Sample ID: MW-12

Analyses	Result	RL	Qual	Units	Date Analyzed	Method
1,2-Dibromoethane (EDB)	ND	2.0		µg/L	11/14/2022	EPA 8260
Tetrachloroethene	ND	1.0		µg/L	11/14/2022	EPA 8260
1,1,1,2-Tetrachloroethane	ND	1.0		µg/L	11/14/2022	EPA 8260
Chlorobenzene	ND	1.0		µg/L	11/14/2022	EPA 8260
Ethylbenzene	ND	0.50		µg/L	11/14/2022	EPA 8260
m,p-Xylene	ND	0.50		µg/L	11/14/2022	EPA 8260
Bromoform	ND	1.0		µg/L	11/14/2022	EPA 8260
Xylenes, Total	ND	0.50		µg/L	11/14/2022	EPA 8260
Styrene	ND	1.0		µg/L	11/14/2022	EPA 8260
o-Xylene	ND	0.50		µg/L	11/14/2022	EPA 8260
1,1,2,2-Tetrachloroethane	ND	1.0		µg/L	11/14/2022	EPA 8260
1,2,3-Trichloropropane	ND	2.0		µg/L	11/14/2022	EPA 8260
Isopropylbenzene	ND	1.0		µg/L	11/14/2022	EPA 8260
Bromobenzene	ND	1.0		µg/L	11/14/2022	EPA 8260
n-Propylbenzene	ND	1.0		µg/L	11/14/2022	EPA 8260
4-Chlorotoluene	ND	1.0		µg/L	11/14/2022	EPA 8260
2-Chlorotoluene	ND	1.0		µg/L	11/14/2022	EPA 8260
1,3,5-Trimethylbenzene	ND	1.0		µg/L	11/14/2022	EPA 8260
tert-Butylbenzene	ND	1.0		µg/L	11/14/2022	EPA 8260
1,2,4-Trimethylbenzene	ND	1.0		µg/L	11/14/2022	EPA 8260
sec-Butylbenzene	ND	1.0		µg/L	11/14/2022	EPA 8260
1,3-Dichlorobenzene	ND	1.0		µg/L	11/14/2022	EPA 8260
1,4-Dichlorobenzene	ND	1.0		µg/L	11/14/2022	EPA 8260
4-Isopropyltoluene	ND	1.0		µg/L	11/14/2022	EPA 8260
1,2-Dichlorobenzene	ND	1.0		µg/L	11/14/2022	EPA 8260
n-Butylbenzene	ND	1.0		µg/L	11/14/2022	EPA 8260
1,2-Dibromo-3-chloropropane (DBCP)	ND	5.0		µg/L	11/14/2022	EPA 8260
1,2,4-Trichlorobenzene	ND	2.0		µg/L	11/14/2022	EPA 8260
Naphthalene	ND	10		µg/L	11/14/2022	EPA 8260
1,2,3-Trichlorobenzene	ND	2.0		µg/L	11/14/2022	EPA 8260
Surr: 1,2-Dichloroethane-d4	107	70-130		%Rec	11/14/2022	EPA 8260
Surr: Toluene-d8	113	70-130		%Rec	11/14/2022	EPA 8260
Surr: 4-Bromofluorobenzene	96	70-130		%Rec	11/14/2022	EPA 8260

ALPHA ANALYTICAL INC.

Alpha Analytical, Inc.
255 Glendale Ave, #21
Sparks, Nevada 89431
TEL: (775) 355-1044 FAX: (775) 355-0406
Website: www.alpha-analytical.com

Analytical Report

WO#: **CHH2211111**
Report Date: **11/17/2022**

CLIENT: CH2M Hill
Collection Date: 11/3/2022 10:27:00 AM
Project: DFSP Norwalk
Lab ID: 2211111-07
Matrix: AQUEOUS
Client Sample ID: WCW-5

Analyses	Result	RL	Qual	Units	Date Analyzed	Method
TPH-E (DRO)	ND	0.050		mg/L	11/11/2022	EPA 8015C
Surr: Nonane	90	63-125		%Rec	11/11/2022	EPA 8015C
TPH-P (GRO)	ND	0.050		mg/L	11/14/2022	EPA 8015C
Surr: 1,2-Dichloroethane-d4	107	70-130		%Rec	11/14/2022	EPA 8015C
Surr: Toluene-d8	112	70-130		%Rec	11/14/2022	EPA 8015C
Surr: 4-Bromofluorobenzene	101	70-130		%Rec	11/14/2022	EPA 8015C
Dichlorodifluoromethane	ND	1.0		µg/L	11/14/2022	EPA 8260
Chloromethane	ND	2.0		µg/L	11/14/2022	EPA 8260
Vinyl chloride	ND	0.50		µg/L	11/14/2022	EPA 8260
Chloroethane	ND	1.0		µg/L	11/14/2022	EPA 8260
Bromomethane	ND	2.0		µg/L	11/14/2022	EPA 8260
Trichlorofluoromethane	ND	10		µg/L	11/14/2022	EPA 8260
Acetone	ND	10		µg/L	11/14/2022	EPA 8260
1,1-Dichloroethene	ND	1.0		µg/L	11/14/2022	EPA 8260
Tertiary Butyl Alcohol (TBA)	ND	10		µg/L	11/14/2022	EPA 8260
Dichloromethane	ND	5.0		µg/L	11/14/2022	EPA 8260
Freon-113	ND	10		µg/L	11/14/2022	EPA 8260
Carbon disulfide	ND	2.5		µg/L	11/14/2022	EPA 8260
trans-1,2-Dichloroethene	ND	1.0		µg/L	11/14/2022	EPA 8260
Methyl tert-butyl ether (MTBE)	ND	0.50		µg/L	11/14/2022	EPA 8260
1,1-Dichloroethane	ND	1.0		µg/L	11/14/2022	EPA 8260
Vinyl acetate	ND	50		µg/L	11/14/2022	EPA 8260
2-Butanone (MEK)	ND	10		µg/L	11/14/2022	EPA 8260
Di-isopropyl Ether (DIPE)	ND	1.0		µg/L	11/14/2022	EPA 8260
cis-1,2-Dichloroethene	ND	1.0		µg/L	11/14/2022	EPA 8260
Bromochloromethane	ND	1.0		µg/L	11/14/2022	EPA 8260
Chloroform	ND	1.0		µg/L	11/14/2022	EPA 8260
Ethyl Tertiary Butyl Ether (ETBE)	ND	1.0		µg/L	11/14/2022	EPA 8260
2,2-Dichloropropane	ND	1.0		µg/L	11/14/2022	EPA 8260
1,2-Dichloroethane	ND	0.50		µg/L	11/14/2022	EPA 8260
1,1,1-Trichloroethane	ND	1.0		µg/L	11/14/2022	EPA 8260
1,1-Dichloropropene	ND	1.0		µg/L	11/14/2022	EPA 8260
Carbon tetrachloride	ND	1.0		µg/L	11/14/2022	EPA 8260
Benzene	ND	0.50		µg/L	11/14/2022	EPA 8260
Tertiary Amyl Methyl Ether (TAME)	ND	1.0		µg/L	11/14/2022	EPA 8260
Dibromomethane	ND	1.0		µg/L	11/14/2022	EPA 8260
1,2-Dichloropropane	ND	1.0		µg/L	11/14/2022	EPA 8260
Trichloroethene	ND	1.0		µg/L	11/14/2022	EPA 8260
Bromodichloromethane	ND	1.0		µg/L	11/14/2022	EPA 8260
4-Methyl-2-pentanone (MIBK)	ND	10		µg/L	11/14/2022	EPA 8260
cis-1,3-Dichloropropene	ND	0.50		µg/L	11/14/2022	EPA 8260
trans-1,3-Dichloropropene	ND	0.50		µg/L	11/14/2022	EPA 8260
1,1,2-Trichloroethane	ND	1.0		µg/L	11/14/2022	EPA 8260
Toluene	ND	0.50		µg/L	11/14/2022	EPA 8260
1,3-Dichloropropane	ND	1.0		µg/L	11/14/2022	EPA 8260
2-Hexanone	ND	5.0		µg/L	11/14/2022	EPA 8260
Dibromochloromethane	ND	1.0		µg/L	11/14/2022	EPA 8260

ALPHA ANALYTICAL INC.

Alpha Analytical, Inc.
255 Glendale Ave, #21
Sparks, Nevada 89431
TEL: (775) 355-1044 FAX: (775) 355-0406
Website: www.alpha-analytical.com

Analytical Report

WO#: **CHH2211111**
Report Date: **11/17/2022**

CLIENT: CH2M Hill
Collection Date: 11/3/2022 10:27:00 AM
Project: DFSP Norwalk
Lab ID: 2211111-07
Matrix: AQUEOUS
Client Sample ID: WCW-5

Analyses	Result	RL	Qual	Units	Date Analyzed	Method
1,2-Dibromoethane (EDB)	ND	2.0		µg/L	11/14/2022	EPA 8260
Tetrachloroethene	ND	1.0		µg/L	11/14/2022	EPA 8260
1,1,1,2-Tetrachloroethane	ND	1.0		µg/L	11/14/2022	EPA 8260
Chlorobenzene	ND	1.0		µg/L	11/14/2022	EPA 8260
Ethylbenzene	ND	0.50		µg/L	11/14/2022	EPA 8260
m,p-Xylene	ND	0.50		µg/L	11/14/2022	EPA 8260
Bromoform	ND	1.0		µg/L	11/14/2022	EPA 8260
Xylenes, Total	ND	0.50		µg/L	11/14/2022	EPA 8260
Styrene	ND	1.0		µg/L	11/14/2022	EPA 8260
o-Xylene	ND	0.50		µg/L	11/14/2022	EPA 8260
1,1,2,2-Tetrachloroethane	ND	1.0		µg/L	11/14/2022	EPA 8260
1,2,3-Trichloropropane	ND	2.0		µg/L	11/14/2022	EPA 8260
Isopropylbenzene	ND	1.0		µg/L	11/14/2022	EPA 8260
Bromobenzene	ND	1.0		µg/L	11/14/2022	EPA 8260
n-Propylbenzene	ND	1.0		µg/L	11/14/2022	EPA 8260
4-Chlorotoluene	ND	1.0		µg/L	11/14/2022	EPA 8260
2-Chlorotoluene	ND	1.0		µg/L	11/14/2022	EPA 8260
1,3,5-Trimethylbenzene	ND	1.0		µg/L	11/14/2022	EPA 8260
tert-Butylbenzene	ND	1.0		µg/L	11/14/2022	EPA 8260
1,2,4-Trimethylbenzene	ND	1.0		µg/L	11/14/2022	EPA 8260
sec-Butylbenzene	ND	1.0		µg/L	11/14/2022	EPA 8260
1,3-Dichlorobenzene	ND	1.0		µg/L	11/14/2022	EPA 8260
1,4-Dichlorobenzene	ND	1.0		µg/L	11/14/2022	EPA 8260
4-Isopropyltoluene	ND	1.0		µg/L	11/14/2022	EPA 8260
1,2-Dichlorobenzene	ND	1.0		µg/L	11/14/2022	EPA 8260
n-Butylbenzene	ND	1.0		µg/L	11/14/2022	EPA 8260
1,2-Dibromo-3-chloropropane (DBCP)	ND	5.0		µg/L	11/14/2022	EPA 8260
1,2,4-Trichlorobenzene	ND	2.0		µg/L	11/14/2022	EPA 8260
Naphthalene	ND	10		µg/L	11/14/2022	EPA 8260
1,2,3-Trichlorobenzene	ND	2.0		µg/L	11/14/2022	EPA 8260
Surr: 1,2-Dichloroethane-d4	107	70-130		%Rec	11/14/2022	EPA 8260
Surr: Toluene-d8	112	70-130		%Rec	11/14/2022	EPA 8260
Surr: 4-Bromofluorobenzene	101	70-130		%Rec	11/14/2022	EPA 8260

ALPHA ANALYTICAL INC.

Alpha Analytical, Inc.
255 Glendale Ave, #21
Sparks, Nevada 89431
TEL: (775) 355-1044 FAX: (775) 355-0406
Website: www.alpha-analytical.com

Analytical Report

WO#: **CHH2211111**
Report Date: **11/17/2022**

CLIENT: CH2M Hill
Collection Date: 11/3/2022 11:05:00 AM
Project: DFSP Norwalk
Lab ID: 2211111-08
Matrix: AQUEOUS
Client Sample ID: WCW-12

Analyses	Result	RL	Qual	Units	Date Analyzed	Method
TPH-E (DRO)	ND	0.050		mg/L	11/11/2022	EPA 8015C
Surr: Nonane	93	63-125		%Rec	11/11/2022	EPA 8015C
TPH-P (GRO)	ND	0.050		mg/L	11/14/2022	EPA 8015C
Surr: 1,2-Dichloroethane-d4	108	70-130		%Rec	11/14/2022	EPA 8015C
Surr: Toluene-d8	112	70-130		%Rec	11/14/2022	EPA 8015C
Surr: 4-Bromofluorobenzene	101	70-130		%Rec	11/14/2022	EPA 8015C
Dichlorodifluoromethane	ND	1.0		µg/L	11/14/2022	EPA 8260
Chloromethane	ND	2.0		µg/L	11/14/2022	EPA 8260
Vinyl chloride	ND	0.50		µg/L	11/14/2022	EPA 8260
Chloroethane	ND	1.0		µg/L	11/14/2022	EPA 8260
Bromomethane	ND	2.0		µg/L	11/14/2022	EPA 8260
Trichlorofluoromethane	ND	10		µg/L	11/14/2022	EPA 8260
Acetone	ND	10		µg/L	11/14/2022	EPA 8260
1,1-Dichloroethene	ND	1.0		µg/L	11/14/2022	EPA 8260
Tertiary Butyl Alcohol (TBA)	ND	10		µg/L	11/14/2022	EPA 8260
Dichloromethane	ND	5.0		µg/L	11/14/2022	EPA 8260
Freon-113	ND	10		µg/L	11/14/2022	EPA 8260
Carbon disulfide	ND	2.5		µg/L	11/14/2022	EPA 8260
trans-1,2-Dichloroethene	ND	1.0		µg/L	11/14/2022	EPA 8260
Methyl tert-butyl ether (MTBE)	ND	0.50		µg/L	11/14/2022	EPA 8260
1,1-Dichloroethane	ND	1.0		µg/L	11/14/2022	EPA 8260
Vinyl acetate	ND	50		µg/L	11/14/2022	EPA 8260
2-Butanone (MEK)	ND	10		µg/L	11/14/2022	EPA 8260
Di-isopropyl Ether (DIPE)	ND	1.0		µg/L	11/14/2022	EPA 8260
cis-1,2-Dichloroethene	ND	1.0		µg/L	11/14/2022	EPA 8260
Bromochloromethane	ND	1.0		µg/L	11/14/2022	EPA 8260
Chloroform	ND	1.0		µg/L	11/14/2022	EPA 8260
Ethyl Tertiary Butyl Ether (ETBE)	ND	1.0		µg/L	11/14/2022	EPA 8260
2,2-Dichloropropane	ND	1.0		µg/L	11/14/2022	EPA 8260
1,2-Dichloroethane	ND	0.50		µg/L	11/14/2022	EPA 8260
1,1,1-Trichloroethane	ND	1.0		µg/L	11/14/2022	EPA 8260
1,1-Dichloropropene	ND	1.0		µg/L	11/14/2022	EPA 8260
Carbon tetrachloride	ND	1.0		µg/L	11/14/2022	EPA 8260
Benzene	ND	0.50		µg/L	11/14/2022	EPA 8260
Tertiary Amyl Methyl Ether (TAME)	ND	1.0		µg/L	11/14/2022	EPA 8260
Dibromomethane	ND	1.0		µg/L	11/14/2022	EPA 8260
1,2-Dichloropropane	ND	1.0		µg/L	11/14/2022	EPA 8260
Trichloroethene	ND	1.0		µg/L	11/14/2022	EPA 8260
Bromodichloromethane	ND	1.0		µg/L	11/14/2022	EPA 8260
4-Methyl-2-pentanone (MIBK)	ND	10		µg/L	11/14/2022	EPA 8260
cis-1,3-Dichloropropene	ND	0.50		µg/L	11/14/2022	EPA 8260
trans-1,3-Dichloropropene	ND	0.50		µg/L	11/14/2022	EPA 8260
1,1,2-Trichloroethane	ND	1.0		µg/L	11/14/2022	EPA 8260
Toluene	ND	0.50		µg/L	11/14/2022	EPA 8260
1,3-Dichloropropane	ND	1.0		µg/L	11/14/2022	EPA 8260
2-Hexanone	ND	5.0		µg/L	11/14/2022	EPA 8260
Dibromochloromethane	ND	1.0		µg/L	11/14/2022	EPA 8260

ALPHA ANALYTICAL INC.

Alpha Analytical, Inc.
255 Glendale Ave, #21
Sparks, Nevada 89431
TEL: (775) 355-1044 FAX: (775) 355-0406
Website: www.alpha-analytical.com

Analytical Report

WO#: **CHH2211111**
Report Date: **11/17/2022**

CLIENT: CH2M Hill
Collection Date: 11/3/2022 11:05:00 AM
Project: DFSP Norwalk
Lab ID: 2211111-08
Matrix: AQUEOUS
Client Sample ID: WCW-12

Analyses	Result	RL	Qual	Units	Date Analyzed	Method
1,2-Dibromoethane (EDB)	ND	2.0		µg/L	11/14/2022	EPA 8260
Tetrachloroethene	ND	1.0		µg/L	11/14/2022	EPA 8260
1,1,1,2-Tetrachloroethane	ND	1.0		µg/L	11/14/2022	EPA 8260
Chlorobenzene	ND	1.0		µg/L	11/14/2022	EPA 8260
Ethylbenzene	ND	0.50		µg/L	11/14/2022	EPA 8260
m,p-Xylene	ND	0.50		µg/L	11/14/2022	EPA 8260
Bromoform	ND	1.0		µg/L	11/14/2022	EPA 8260
Xylenes, Total	ND	0.50		µg/L	11/14/2022	EPA 8260
Styrene	ND	1.0		µg/L	11/14/2022	EPA 8260
o-Xylene	ND	0.50		µg/L	11/14/2022	EPA 8260
1,1,2,2-Tetrachloroethane	ND	1.0		µg/L	11/14/2022	EPA 8260
1,2,3-Trichloropropane	ND	2.0		µg/L	11/14/2022	EPA 8260
Isopropylbenzene	ND	1.0		µg/L	11/14/2022	EPA 8260
Bromobenzene	ND	1.0		µg/L	11/14/2022	EPA 8260
n-Propylbenzene	ND	1.0		µg/L	11/14/2022	EPA 8260
4-Chlorotoluene	ND	1.0		µg/L	11/14/2022	EPA 8260
2-Chlorotoluene	ND	1.0		µg/L	11/14/2022	EPA 8260
1,3,5-Trimethylbenzene	ND	1.0		µg/L	11/14/2022	EPA 8260
tert-Butylbenzene	ND	1.0		µg/L	11/14/2022	EPA 8260
1,2,4-Trimethylbenzene	ND	1.0		µg/L	11/14/2022	EPA 8260
sec-Butylbenzene	ND	1.0		µg/L	11/14/2022	EPA 8260
1,3-Dichlorobenzene	ND	1.0		µg/L	11/14/2022	EPA 8260
1,4-Dichlorobenzene	ND	1.0		µg/L	11/14/2022	EPA 8260
4-Isopropyltoluene	ND	1.0		µg/L	11/14/2022	EPA 8260
1,2-Dichlorobenzene	ND	1.0		µg/L	11/14/2022	EPA 8260
n-Butylbenzene	ND	1.0		µg/L	11/14/2022	EPA 8260
1,2-Dibromo-3-chloropropane (DBCP)	ND	5.0		µg/L	11/14/2022	EPA 8260
1,2,4-Trichlorobenzene	ND	2.0		µg/L	11/14/2022	EPA 8260
Naphthalene	ND	10		µg/L	11/14/2022	EPA 8260
1,2,3-Trichlorobenzene	ND	2.0		µg/L	11/14/2022	EPA 8260
Surr: 1,2-Dichloroethane-d4	108	70-130		%Rec	11/14/2022	EPA 8260
Surr: Toluene-d8	112	70-130		%Rec	11/14/2022	EPA 8260
Surr: 4-Bromofluorobenzene	101	70-130		%Rec	11/14/2022	EPA 8260

ALPHA ANALYTICAL INC.

Alpha Analytical, Inc.
255 Glendale Ave, #21
Sparks, Nevada 89431
TEL: (775) 355-1044 FAX: (775) 355-0406
Website: www.alpha-analytical.com

Analytical Report

WO#: **CHH2211111**
Report Date: **11/17/2022**

CLIENT: CH2M Hill
Collection Date: 11/3/2022 11:38:00 AM
Project: DFSP Norwalk
Lab ID: 2211111-09
Matrix: AQUEOUS
Client Sample ID: WCW-13

Analyses	Result	RL	Qual	Units	Date Analyzed	Method
TPH-E (DRO)	ND	0.050		mg/L	11/11/2022	EPA 8015C
Surr: Nonane	94	63-125		%Rec	11/11/2022	EPA 8015C
TPH-P (GRO)	ND	0.050		mg/L	11/14/2022	EPA 8015C
Surr: 1,2-Dichloroethane-d4	109	70-130		%Rec	11/14/2022	EPA 8015C
Surr: Toluene-d8	112	70-130		%Rec	11/14/2022	EPA 8015C
Surr: 4-Bromofluorobenzene	99	70-130		%Rec	11/14/2022	EPA 8015C
Dichlorodifluoromethane	ND	1.0		µg/L	11/14/2022	EPA 8260
Chloromethane	ND	2.0		µg/L	11/14/2022	EPA 8260
Vinyl chloride	ND	0.50		µg/L	11/14/2022	EPA 8260
Chloroethane	ND	1.0		µg/L	11/14/2022	EPA 8260
Bromomethane	ND	2.0		µg/L	11/14/2022	EPA 8260
Trichlorofluoromethane	ND	10		µg/L	11/14/2022	EPA 8260
Acetone	ND	10		µg/L	11/14/2022	EPA 8260
1,1-Dichloroethene	ND	1.0		µg/L	11/14/2022	EPA 8260
Tertiary Butyl Alcohol (TBA)	ND	10		µg/L	11/14/2022	EPA 8260
Dichloromethane	ND	5.0		µg/L	11/14/2022	EPA 8260
Freon-113	ND	10		µg/L	11/14/2022	EPA 8260
Carbon disulfide	ND	2.5		µg/L	11/14/2022	EPA 8260
trans-1,2-Dichloroethene	ND	1.0		µg/L	11/14/2022	EPA 8260
Methyl tert-butyl ether (MTBE)	ND	0.50		µg/L	11/14/2022	EPA 8260
1,1-Dichloroethane	ND	1.0		µg/L	11/14/2022	EPA 8260
Vinyl acetate	ND	50		µg/L	11/14/2022	EPA 8260
2-Butanone (MEK)	ND	10		µg/L	11/14/2022	EPA 8260
Di-isopropyl Ether (DIPE)	ND	1.0		µg/L	11/14/2022	EPA 8260
cis-1,2-Dichloroethene	ND	1.0		µg/L	11/14/2022	EPA 8260
Bromochloromethane	ND	1.0		µg/L	11/14/2022	EPA 8260
Chloroform	ND	1.0		µg/L	11/14/2022	EPA 8260
Ethyl Tertiary Butyl Ether (ETBE)	ND	1.0		µg/L	11/14/2022	EPA 8260
2,2-Dichloropropane	ND	1.0		µg/L	11/14/2022	EPA 8260
1,2-Dichloroethane	ND	0.50		µg/L	11/14/2022	EPA 8260
1,1,1-Trichloroethane	ND	1.0		µg/L	11/14/2022	EPA 8260
1,1-Dichloropropene	ND	1.0		µg/L	11/14/2022	EPA 8260
Carbon tetrachloride	ND	1.0		µg/L	11/14/2022	EPA 8260
Benzene	ND	0.50		µg/L	11/14/2022	EPA 8260
Tertiary Amyl Methyl Ether (TAME)	ND	1.0		µg/L	11/14/2022	EPA 8260
Dibromomethane	ND	1.0		µg/L	11/14/2022	EPA 8260
1,2-Dichloropropane	ND	1.0		µg/L	11/14/2022	EPA 8260
Trichloroethene	ND	1.0		µg/L	11/14/2022	EPA 8260
Bromodichloromethane	ND	1.0		µg/L	11/14/2022	EPA 8260
4-Methyl-2-pentanone (MIBK)	ND	10		µg/L	11/14/2022	EPA 8260
cis-1,3-Dichloropropene	ND	0.50		µg/L	11/14/2022	EPA 8260
trans-1,3-Dichloropropene	ND	0.50		µg/L	11/14/2022	EPA 8260
1,1,2-Trichloroethane	ND	1.0		µg/L	11/14/2022	EPA 8260
Toluene	ND	0.50		µg/L	11/14/2022	EPA 8260
1,3-Dichloropropane	ND	1.0		µg/L	11/14/2022	EPA 8260
2-Hexanone	ND	5.0		µg/L	11/14/2022	EPA 8260
Dibromochloromethane	ND	1.0		µg/L	11/14/2022	EPA 8260

ALPHA ANALYTICAL INC.

Alpha Analytical, Inc.
255 Glendale Ave, #21
Sparks, Nevada 89431
TEL: (775) 355-1044 FAX: (775) 355-0406
Website: www.alpha-analytical.com

Analytical Report

WO#: **CHH2211111**
Report Date: **11/17/2022**

CLIENT: CH2M Hill
Collection Date: 11/3/2022 11:38:00 AM
Project: DFSP Norwalk
Lab ID: 2211111-09
Matrix: AQUEOUS
Client Sample ID: WCW-13

Analyses	Result	RL	Qual	Units	Date Analyzed	Method
1,2-Dibromoethane (EDB)	ND	2.0		µg/L	11/14/2022	EPA 8260
Tetrachloroethene	ND	1.0		µg/L	11/14/2022	EPA 8260
1,1,1,2-Tetrachloroethane	ND	1.0		µg/L	11/14/2022	EPA 8260
Chlorobenzene	ND	1.0		µg/L	11/14/2022	EPA 8260
Ethylbenzene	ND	0.50		µg/L	11/14/2022	EPA 8260
m,p-Xylene	ND	0.50		µg/L	11/14/2022	EPA 8260
Bromoform	ND	1.0		µg/L	11/14/2022	EPA 8260
Xylenes, Total	ND	0.50		µg/L	11/14/2022	EPA 8260
Styrene	ND	1.0		µg/L	11/14/2022	EPA 8260
o-Xylene	ND	0.50		µg/L	11/14/2022	EPA 8260
1,1,2,2-Tetrachloroethane	ND	1.0		µg/L	11/14/2022	EPA 8260
1,2,3-Trichloropropane	ND	2.0		µg/L	11/14/2022	EPA 8260
Isopropylbenzene	ND	1.0		µg/L	11/14/2022	EPA 8260
Bromobenzene	ND	1.0		µg/L	11/14/2022	EPA 8260
n-Propylbenzene	ND	1.0		µg/L	11/14/2022	EPA 8260
4-Chlorotoluene	ND	1.0		µg/L	11/14/2022	EPA 8260
2-Chlorotoluene	ND	1.0		µg/L	11/14/2022	EPA 8260
1,3,5-Trimethylbenzene	ND	1.0		µg/L	11/14/2022	EPA 8260
tert-Butylbenzene	ND	1.0		µg/L	11/14/2022	EPA 8260
1,2,4-Trimethylbenzene	ND	1.0		µg/L	11/14/2022	EPA 8260
sec-Butylbenzene	ND	1.0		µg/L	11/14/2022	EPA 8260
1,3-Dichlorobenzene	ND	1.0		µg/L	11/14/2022	EPA 8260
1,4-Dichlorobenzene	ND	1.0		µg/L	11/14/2022	EPA 8260
4-Isopropyltoluene	ND	1.0		µg/L	11/14/2022	EPA 8260
1,2-Dichlorobenzene	ND	1.0		µg/L	11/14/2022	EPA 8260
n-Butylbenzene	ND	1.0		µg/L	11/14/2022	EPA 8260
1,2-Dibromo-3-chloropropane (DBCP)	ND	5.0		µg/L	11/14/2022	EPA 8260
1,2,4-Trichlorobenzene	ND	2.0		µg/L	11/14/2022	EPA 8260
Naphthalene	ND	10		µg/L	11/14/2022	EPA 8260
1,2,3-Trichlorobenzene	ND	2.0		µg/L	11/14/2022	EPA 8260
Surr: 1,2-Dichloroethane-d4	109	70-130		%Rec	11/14/2022	EPA 8260
Surr: Toluene-d8	112	70-130		%Rec	11/14/2022	EPA 8260
Surr: 4-Bromofluorobenzene	99	70-130		%Rec	11/14/2022	EPA 8260

ALPHA ANALYTICAL INC.

Alpha Analytical, Inc.
255 Glendale Ave, #21
Sparks, Nevada 89431
TEL: (775) 355-1044 FAX: (775) 355-0406
Website: www.alpha-analytical.com

Analytical Report

WO#: **CHH2211111**
Report Date: **11/17/2022**

CLIENT: CH2M Hill
Collection Date: 11/3/2022 12:49:00 PM
Project: DFSP Norwalk
Lab ID: 2211111-10
Matrix: AQUEOUS
Client Sample ID: WCW-8

Analyses	Result	RL	Qual	Units	Date Analyzed	Method
TPH-E (DRO)	ND	0.050		mg/L	11/11/2022	EPA 8015C
Surr: Nonane	92	63-125		%Rec	11/11/2022	EPA 8015C
TPH-P (GRO)	ND	0.050		mg/L	11/14/2022	EPA 8015C
Surr: 1,2-Dichloroethane-d4	109	70-130		%Rec	11/14/2022	EPA 8015C
Surr: Toluene-d8	105	70-130		%Rec	11/14/2022	EPA 8015C
Surr: 4-Bromofluorobenzene	103	70-130		%Rec	11/14/2022	EPA 8015C
Dichlorodifluoromethane	ND	1.0		µg/L	11/14/2022	EPA 8260
Chloromethane	ND	2.0		µg/L	11/14/2022	EPA 8260
Vinyl chloride	ND	0.50		µg/L	11/14/2022	EPA 8260
Chloroethane	ND	1.0		µg/L	11/14/2022	EPA 8260
Bromomethane	ND	2.0		µg/L	11/14/2022	EPA 8260
Trichlorofluoromethane	ND	10		µg/L	11/14/2022	EPA 8260
Acetone	ND	10		µg/L	11/14/2022	EPA 8260
1,1-Dichloroethene	ND	1.0		µg/L	11/14/2022	EPA 8260
Tertiary Butyl Alcohol (TBA)	ND	10		µg/L	11/14/2022	EPA 8260
Dichloromethane	ND	5.0		µg/L	11/14/2022	EPA 8260
Freon-113	ND	10		µg/L	11/14/2022	EPA 8260
Carbon disulfide	ND	2.5		µg/L	11/14/2022	EPA 8260
trans-1,2-Dichloroethene	ND	1.0		µg/L	11/14/2022	EPA 8260
Methyl tert-butyl ether (MTBE)	ND	0.50		µg/L	11/14/2022	EPA 8260
1,1-Dichloroethane	ND	1.0		µg/L	11/14/2022	EPA 8260
Vinyl acetate	ND	50		µg/L	11/14/2022	EPA 8260
2-Butanone (MEK)	ND	10		µg/L	11/14/2022	EPA 8260
Di-isopropyl Ether (DIPE)	ND	1.0		µg/L	11/14/2022	EPA 8260
cis-1,2-Dichloroethene	ND	1.0		µg/L	11/14/2022	EPA 8260
Bromochloromethane	ND	1.0		µg/L	11/14/2022	EPA 8260
Chloroform	ND	1.0		µg/L	11/14/2022	EPA 8260
Ethyl Tertiary Butyl Ether (ETBE)	ND	1.0		µg/L	11/14/2022	EPA 8260
2,2-Dichloropropane	ND	1.0		µg/L	11/14/2022	EPA 8260
1,2-Dichloroethane	ND	0.50		µg/L	11/14/2022	EPA 8260
1,1,1-Trichloroethane	ND	1.0		µg/L	11/14/2022	EPA 8260
1,1-Dichloropropene	ND	1.0		µg/L	11/14/2022	EPA 8260
Carbon tetrachloride	ND	1.0		µg/L	11/14/2022	EPA 8260
Benzene	ND	0.50		µg/L	11/14/2022	EPA 8260
Tertiary Amyl Methyl Ether (TAME)	ND	1.0		µg/L	11/14/2022	EPA 8260
Dibromomethane	ND	1.0		µg/L	11/14/2022	EPA 8260
1,2-Dichloropropane	ND	1.0		µg/L	11/14/2022	EPA 8260
Trichloroethene	ND	1.0		µg/L	11/14/2022	EPA 8260
Bromodichloromethane	ND	1.0		µg/L	11/14/2022	EPA 8260
4-Methyl-2-pentanone (MIBK)	ND	10		µg/L	11/14/2022	EPA 8260
cis-1,3-Dichloropropene	ND	0.50		µg/L	11/14/2022	EPA 8260
trans-1,3-Dichloropropene	ND	0.50		µg/L	11/14/2022	EPA 8260
1,1,2-Trichloroethane	ND	1.0		µg/L	11/14/2022	EPA 8260
Toluene	ND	0.50		µg/L	11/14/2022	EPA 8260
1,3-Dichloropropane	ND	1.0		µg/L	11/14/2022	EPA 8260
2-Hexanone	ND	5.0		µg/L	11/14/2022	EPA 8260
Dibromochloromethane	ND	1.0		µg/L	11/14/2022	EPA 8260

ALPHA ANALYTICAL INC.

Alpha Analytical, Inc.
255 Glendale Ave, #21
Sparks, Nevada 89431
TEL: (775) 355-1044 FAX: (775) 355-0406
Website: www.alpha-analytical.com

Analytical Report

WO#: **CHH2211111**
Report Date: **11/17/2022**

CLIENT: CH2M Hill
Collection Date: 11/3/2022 12:49:00 PM
Project: DFSP Norwalk
Lab ID: 2211111-10
Matrix: AQUEOUS
Client Sample ID: WCW-8

Analyses	Result	RL	Qual	Units	Date Analyzed	Method
1,2-Dibromoethane (EDB)	ND	2.0		µg/L	11/14/2022	EPA 8260
Tetrachloroethene	ND	1.0		µg/L	11/14/2022	EPA 8260
1,1,1,2-Tetrachloroethane	ND	1.0		µg/L	11/14/2022	EPA 8260
Chlorobenzene	ND	1.0		µg/L	11/14/2022	EPA 8260
Ethylbenzene	ND	0.50		µg/L	11/14/2022	EPA 8260
m,p-Xylene	ND	0.50		µg/L	11/14/2022	EPA 8260
Bromoform	ND	1.0		µg/L	11/14/2022	EPA 8260
Xylenes, Total	ND	0.50		µg/L	11/14/2022	EPA 8260
Styrene	ND	1.0		µg/L	11/14/2022	EPA 8260
o-Xylene	ND	0.50		µg/L	11/14/2022	EPA 8260
1,1,2,2-Tetrachloroethane	ND	1.0		µg/L	11/14/2022	EPA 8260
1,2,3-Trichloropropane	ND	2.0		µg/L	11/14/2022	EPA 8260
Isopropylbenzene	ND	1.0		µg/L	11/14/2022	EPA 8260
Bromobenzene	ND	1.0		µg/L	11/14/2022	EPA 8260
n-Propylbenzene	ND	1.0		µg/L	11/14/2022	EPA 8260
4-Chlorotoluene	ND	1.0		µg/L	11/14/2022	EPA 8260
2-Chlorotoluene	ND	1.0		µg/L	11/14/2022	EPA 8260
1,3,5-Trimethylbenzene	ND	1.0		µg/L	11/14/2022	EPA 8260
tert-Butylbenzene	ND	1.0		µg/L	11/14/2022	EPA 8260
1,2,4-Trimethylbenzene	ND	1.0		µg/L	11/14/2022	EPA 8260
sec-Butylbenzene	ND	1.0		µg/L	11/14/2022	EPA 8260
1,3-Dichlorobenzene	ND	1.0		µg/L	11/14/2022	EPA 8260
1,4-Dichlorobenzene	ND	1.0		µg/L	11/14/2022	EPA 8260
4-Isopropyltoluene	ND	1.0		µg/L	11/14/2022	EPA 8260
1,2-Dichlorobenzene	ND	1.0		µg/L	11/14/2022	EPA 8260
n-Butylbenzene	ND	1.0		µg/L	11/14/2022	EPA 8260
1,2-Dibromo-3-chloropropane (DBCP)	ND	5.0		µg/L	11/14/2022	EPA 8260
1,2,4-Trichlorobenzene	ND	2.0		µg/L	11/14/2022	EPA 8260
Naphthalene	ND	10		µg/L	11/14/2022	EPA 8260
1,2,3-Trichlorobenzene	ND	2.0		µg/L	11/14/2022	EPA 8260
Surr: 1,2-Dichloroethane-d4	109	70-130		%Rec	11/14/2022	EPA 8260
Surr: Toluene-d8	105	70-130		%Rec	11/14/2022	EPA 8260
Surr: 4-Bromofluorobenzene	103	70-130		%Rec	11/14/2022	EPA 8260

ALPHA ANALYTICAL INC.

Alpha Analytical, Inc.
255 Glendale Ave, #21
Sparks, Nevada 89431
TEL: (775) 355-1044 FAX: (775) 355-0406
Website: www.alpha-analytical.com

Analytical Report

WO#: **CHH2211111**
Report Date: **11/17/2022**

CLIENT: CH2M Hill
Collection Date: 11/3/2022 8:53:00 AM
Project: DFSP Norwalk
Lab ID: 2211111-11
Matrix: AQUEOUS
Client Sample ID: GMW-O-18

Analyses	Result	RL	Qual	Units	Date Analyzed	Method
TPH-E (DRO)	2.1	0.050		mg/L	11/11/2022	EPA 8015C
Surr: Nonane	101	63-125		%Rec	11/11/2022	EPA 8015C
TPH-P (GRO)	1.6	0.10		mg/L	11/14/2022	EPA 8015C
Surr: 1,2-Dichloroethane-d4	105	70-130		%Rec	11/14/2022	EPA 8015C
Surr: Toluene-d8	97	70-130		%Rec	11/14/2022	EPA 8015C
Surr: 4-Bromofluorobenzene	102	70-130		%Rec	11/14/2022	EPA 8015C
Dichlorodifluoromethane	ND	1.0		µg/L	11/14/2022	EPA 8260
Chloromethane	ND	4.0		µg/L	11/14/2022	EPA 8260
Vinyl chloride	ND	1.0		µg/L	11/14/2022	EPA 8260
Chloroethane	ND	1.0		µg/L	11/14/2022	EPA 8260
Bromomethane	ND	4.0		µg/L	11/14/2022	EPA 8260
Trichlorofluoromethane	ND	10		µg/L	11/14/2022	EPA 8260
Acetone	ND	20		µg/L	11/14/2022	EPA 8260
1,1-Dichloroethene	ND	1.0		µg/L	11/14/2022	EPA 8260
Tertiary Butyl Alcohol (TBA)	40	10		µg/L	11/14/2022	EPA 8260
Dichloromethane	ND	5.0		µg/L	11/14/2022	EPA 8260
Freon-113	ND	10		µg/L	11/14/2022	EPA 8260
Carbon disulfide	ND	5.0		µg/L	11/14/2022	EPA 8260
trans-1,2-Dichloroethene	ND	1.0		µg/L	11/14/2022	EPA 8260
Methyl tert-butyl ether (MTBE)	ND	0.50		µg/L	11/14/2022	EPA 8260
1,1-Dichloroethane	ND	1.0		µg/L	11/14/2022	EPA 8260
Vinyl acetate	ND	100		µg/L	11/14/2022	EPA 8260
2-Butanone (MEK)	ND	20		µg/L	11/14/2022	EPA 8260
Di-isopropyl Ether (DIPE)	ND	1.0		µg/L	11/14/2022	EPA 8260
cis-1,2-Dichloroethene	ND	1.0		µg/L	11/14/2022	EPA 8260
Bromochloromethane	ND	1.0		µg/L	11/14/2022	EPA 8260
Chloroform	ND	1.0		µg/L	11/14/2022	EPA 8260
Ethyl Tertiary Butyl Ether (ETBE)	ND	1.0		µg/L	11/14/2022	EPA 8260
2,2-Dichloropropane	ND	1.0		µg/L	11/14/2022	EPA 8260
1,2-Dichloroethane	ND	1.0		µg/L	11/14/2022	EPA 8260
1,1,1-Trichloroethane	ND	1.0		µg/L	11/14/2022	EPA 8260
1,1-Dichloropropene	ND	1.0		µg/L	11/14/2022	EPA 8260
Carbon tetrachloride	ND	1.0		µg/L	11/14/2022	EPA 8260
Benzene	0.57	0.50		µg/L	11/14/2022	EPA 8260
Tertiary Amyl Methyl Ether (TAME)	ND	1.0		µg/L	11/14/2022	EPA 8260
Dibromomethane	ND	1.0		µg/L	11/14/2022	EPA 8260
1,2-Dichloropropane	ND	1.0		µg/L	11/14/2022	EPA 8260
Trichloroethene	ND	1.0		µg/L	11/14/2022	EPA 8260
Bromodichloromethane	ND	1.0		µg/L	11/14/2022	EPA 8260
4-Methyl-2-pentanone (MIBK)	ND	10		µg/L	11/14/2022	EPA 8260
cis-1,3-Dichloropropene	ND	1.0		µg/L	11/14/2022	EPA 8260
trans-1,3-Dichloropropene	ND	1.0		µg/L	11/14/2022	EPA 8260
1,1,2-Trichloroethane	ND	1.0		µg/L	11/14/2022	EPA 8260
Toluene	ND	0.50		µg/L	11/14/2022	EPA 8260
1,3-Dichloropropane	ND	1.0		µg/L	11/14/2022	EPA 8260
2-Hexanone	ND	10		µg/L	11/14/2022	EPA 8260
Dibromochloromethane	ND	1.0		µg/L	11/14/2022	EPA 8260

ALPHA ANALYTICAL INC.

Alpha Analytical, Inc.
255 Glendale Ave, #21
Sparks, Nevada 89431
TEL: (775) 355-1044 FAX: (775) 355-0406
Website: www.alpha-analytical.com

Analytical Report

WO#: **CHH2211111**
Report Date: **11/17/2022**

CLIENT: CH2M Hill
Collection Date: 11/3/2022 8:53:00 AM
Project: DFSP Norwalk
Lab ID: 2211111-11
Matrix: AQUEOUS
Client Sample ID: GMW-O-18

Analyses	Result	RL	Qual	Units	Date Analyzed	Method
1,2-Dibromoethane (EDB)	ND	4.0		µg/L	11/14/2022	EPA 8260
Tetrachloroethene	ND	1.0		µg/L	11/14/2022	EPA 8260
1,1,1,2-Tetrachloroethane	ND	1.0		µg/L	11/14/2022	EPA 8260
Chlorobenzene	ND	1.0		µg/L	11/14/2022	EPA 8260
Ethylbenzene	3.2	0.50		µg/L	11/14/2022	EPA 8260
m,p-Xylene	0.66	0.50		µg/L	11/14/2022	EPA 8260
Bromoform	ND	1.0		µg/L	11/14/2022	EPA 8260
Xylenes, Total	1.9	0.50		µg/L	11/14/2022	EPA 8260
Styrene	ND	1.0		µg/L	11/14/2022	EPA 8260
o-Xylene	1.2	0.50		µg/L	11/14/2022	EPA 8260
1,1,2,2-Tetrachloroethane	ND	1.0		µg/L	11/14/2022	EPA 8260
1,2,3-Trichloropropane	ND	4.0		µg/L	11/14/2022	EPA 8260
Isopropylbenzene	2.6	1.0		µg/L	11/14/2022	EPA 8260
Bromobenzene	ND	1.0		µg/L	11/14/2022	EPA 8260
n-Propylbenzene	6.2	1.0		µg/L	11/14/2022	EPA 8260
4-Chlorotoluene	ND	1.0		µg/L	11/14/2022	EPA 8260
2-Chlorotoluene	ND	1.0		µg/L	11/14/2022	EPA 8260
1,3,5-Trimethylbenzene	19	1.0		µg/L	11/14/2022	EPA 8260
tert-Butylbenzene	ND	1.0		µg/L	11/14/2022	EPA 8260
1,2,4-Trimethylbenzene	49	1.0		µg/L	11/14/2022	EPA 8260
sec-Butylbenzene	3.2	1.0		µg/L	11/14/2022	EPA 8260
1,3-Dichlorobenzene	ND	1.0		µg/L	11/14/2022	EPA 8260
1,4-Dichlorobenzene	ND	1.0		µg/L	11/14/2022	EPA 8260
4-Isopropyltoluene	3.5	1.0		µg/L	11/14/2022	EPA 8260
1,2-Dichlorobenzene	ND	1.0		µg/L	11/14/2022	EPA 8260
n-Butylbenzene	ND	1.0		µg/L	11/14/2022	EPA 8260
1,2-Dibromo-3-chloropropane (DBCP)	ND	6.0		µg/L	11/14/2022	EPA 8260
1,2,4-Trichlorobenzene	ND	4.0		µg/L	11/14/2022	EPA 8260
Naphthalene	ND	10		µg/L	11/14/2022	EPA 8260
1,2,3-Trichlorobenzene	ND	4.0		µg/L	11/14/2022	EPA 8260
Surr: 1,2-Dichloroethane-d4	105	70-130		%Rec	11/14/2022	EPA 8260
Surr: Toluene-d8	97	70-130		%Rec	11/14/2022	EPA 8260
Surr: 4-Bromofluorobenzene	102	70-130		%Rec	11/14/2022	EPA 8260

NOTES:
Reporting Limit(s) increased due to sample foaming.

ALPHA ANALYTICAL INC.

Alpha Analytical, Inc.
255 Glendale Ave, #21
Sparks, Nevada 89431
TEL: (775) 355-1044 FAX: (775) 355-0406
Website: www.alpha-analytical.com

Analytical Report

WO#: **CHH2211111**
Report Date: **11/17/2022**

CLIENT: CH2M Hill
Collection Date: 11/3/2022 9:36:00 AM
Project: DFSP Norwalk
Lab ID: 2211111-12
Matrix: AQUEOUS
Client Sample ID: PZ-5

Analyses	Result	RL	Qual	Units	Date Analyzed	Method
TPH-E (DRO)	0.19	0.050		mg/L	11/12/2022	EPA 8015C
Surr: Nonane	93	63-125		%Rec	11/12/2022	EPA 8015C
TPH-P (GRO)	0.12	0.10		mg/L	11/14/2022	EPA 8015C
Surr: 1,2-Dichloroethane-d4	106	70-130		%Rec	11/14/2022	EPA 8015C
Surr: Toluene-d8	109	70-130		%Rec	11/14/2022	EPA 8015C
Surr: 4-Bromofluorobenzene	90	70-130		%Rec	11/14/2022	EPA 8015C
Dichlorodifluoromethane	ND	1.0		µg/L	11/14/2022	EPA 8260
Chloromethane	ND	4.0		µg/L	11/14/2022	EPA 8260
Vinyl chloride	ND	1.0		µg/L	11/14/2022	EPA 8260
Chloroethane	ND	1.0		µg/L	11/14/2022	EPA 8260
Bromomethane	ND	4.0		µg/L	11/14/2022	EPA 8260
Trichlorofluoromethane	ND	10		µg/L	11/14/2022	EPA 8260
Acetone	ND	20		µg/L	11/14/2022	EPA 8260
1,1-Dichloroethene	ND	1.0		µg/L	11/14/2022	EPA 8260
Tertiary Butyl Alcohol (TBA)	6,300	80	*	µg/L	11/14/2022	EPA 8260
Dichloromethane	ND	5.0		µg/L	11/14/2022	EPA 8260
Freon-113	ND	10		µg/L	11/14/2022	EPA 8260
Carbon disulfide	ND	5.0		µg/L	11/14/2022	EPA 8260
trans-1,2-Dichloroethene	ND	1.0		µg/L	11/14/2022	EPA 8260
Methyl tert-butyl ether (MTBE)	ND	0.50		µg/L	11/14/2022	EPA 8260
1,1-Dichloroethane	ND	1.0		µg/L	11/14/2022	EPA 8260
Vinyl acetate	ND	100		µg/L	11/14/2022	EPA 8260
2-Butanone (MEK)	ND	20		µg/L	11/14/2022	EPA 8260
Di-isopropyl Ether (DIPE)	ND	1.0		µg/L	11/14/2022	EPA 8260
cis-1,2-Dichloroethene	ND	1.0		µg/L	11/14/2022	EPA 8260
Bromochloromethane	ND	1.0		µg/L	11/14/2022	EPA 8260
Chloroform	ND	1.0		µg/L	11/14/2022	EPA 8260
Ethyl Tertiary Butyl Ether (ETBE)	1.2	1.0		µg/L	11/14/2022	EPA 8260
2,2-Dichloropropane	ND	1.0		µg/L	11/14/2022	EPA 8260
1,2-Dichloroethane	ND	1.0		µg/L	11/14/2022	EPA 8260
1,1,1-Trichloroethane	ND	1.0		µg/L	11/14/2022	EPA 8260
1,1-Dichloropropene	ND	1.0		µg/L	11/14/2022	EPA 8260
Carbon tetrachloride	ND	1.0		µg/L	11/14/2022	EPA 8260
Benzene	ND	0.50		µg/L	11/14/2022	EPA 8260
Tertiary Amyl Methyl Ether (TAME)	ND	1.0		µg/L	11/14/2022	EPA 8260
Dibromomethane	ND	1.0		µg/L	11/14/2022	EPA 8260
1,2-Dichloropropane	ND	1.0		µg/L	11/14/2022	EPA 8260
Trichloroethene	ND	1.0		µg/L	11/14/2022	EPA 8260
Bromodichloromethane	ND	1.0		µg/L	11/14/2022	EPA 8260
4-Methyl-2-pentanone (MIBK)	ND	10		µg/L	11/14/2022	EPA 8260
cis-1,3-Dichloropropene	ND	1.0		µg/L	11/14/2022	EPA 8260
trans-1,3-Dichloropropene	ND	1.0		µg/L	11/14/2022	EPA 8260
1,1,2-Trichloroethane	ND	1.0		µg/L	11/14/2022	EPA 8260
Toluene	ND	0.50		µg/L	11/14/2022	EPA 8260
1,3-Dichloropropane	ND	1.0		µg/L	11/14/2022	EPA 8260
2-Hexanone	ND	10		µg/L	11/14/2022	EPA 8260
Dibromochloromethane	ND	1.0		µg/L	11/14/2022	EPA 8260

ALPHA ANALYTICAL INC.

Alpha Analytical, Inc.
255 Glendale Ave, #21
Sparks, Nevada 89431
TEL: (775) 355-1044 FAX: (775) 355-0406
Website: www.alpha-analytical.com

Analytical Report

WO#: **CHH2211111**
Report Date: **11/17/2022**

CLIENT: CH2M Hill
Collection Date: 11/3/2022 9:36:00 AM
Project: DFSP Norwalk
Lab ID: 2211111-12
Matrix: AQUEOUS
Client Sample ID: PZ-5

Analyses	Result	RL	Qual	Units	Date Analyzed	Method
1,2-Dibromoethane (EDB)	ND	4.0		µg/L	11/14/2022	EPA 8260
Tetrachloroethene	ND	1.0		µg/L	11/14/2022	EPA 8260
1,1,1,2-Tetrachloroethane	ND	1.0		µg/L	11/14/2022	EPA 8260
Chlorobenzene	ND	1.0		µg/L	11/14/2022	EPA 8260
Ethylbenzene	ND	0.50		µg/L	11/14/2022	EPA 8260
m,p-Xylene	ND	0.50		µg/L	11/14/2022	EPA 8260
Bromoform	ND	1.0		µg/L	11/14/2022	EPA 8260
Xylenes, Total	ND	0.50		µg/L	11/14/2022	EPA 8260
Styrene	ND	1.0		µg/L	11/14/2022	EPA 8260
o-Xylene	ND	0.50		µg/L	11/14/2022	EPA 8260
1,1,2,2-Tetrachloroethane	ND	1.0		µg/L	11/14/2022	EPA 8260
1,2,3-Trichloropropane	ND	4.0		µg/L	11/14/2022	EPA 8260
Isopropylbenzene	ND	1.0		µg/L	11/14/2022	EPA 8260
Bromobenzene	ND	1.0		µg/L	11/14/2022	EPA 8260
n-Propylbenzene	ND	1.0		µg/L	11/14/2022	EPA 8260
4-Chlorotoluene	ND	1.0		µg/L	11/14/2022	EPA 8260
2-Chlorotoluene	ND	1.0		µg/L	11/14/2022	EPA 8260
1,3,5-Trimethylbenzene	ND	1.0		µg/L	11/14/2022	EPA 8260
tert-Butylbenzene	ND	1.0		µg/L	11/14/2022	EPA 8260
1,2,4-Trimethylbenzene	ND	1.0		µg/L	11/14/2022	EPA 8260
sec-Butylbenzene	ND	1.0		µg/L	11/14/2022	EPA 8260
1,3-Dichlorobenzene	ND	1.0		µg/L	11/14/2022	EPA 8260
1,4-Dichlorobenzene	ND	1.0		µg/L	11/14/2022	EPA 8260
4-Isopropyltoluene	ND	1.0		µg/L	11/14/2022	EPA 8260
1,2-Dichlorobenzene	ND	1.0		µg/L	11/14/2022	EPA 8260
n-Butylbenzene	ND	1.0		µg/L	11/14/2022	EPA 8260
1,2-Dibromo-3-chloropropane (DBCP)	ND	6.0		µg/L	11/14/2022	EPA 8260
1,2,4-Trichlorobenzene	ND	4.0		µg/L	11/14/2022	EPA 8260
Naphthalene	ND	10		µg/L	11/14/2022	EPA 8260
1,2,3-Trichlorobenzene	ND	4.0		µg/L	11/14/2022	EPA 8260
Surr: 1,2-Dichloroethane-d4	106	70-130		%Rec	11/14/2022	EPA 8260
Surr: Toluene-d8	109	70-130		%Rec	11/14/2022	EPA 8260
Surr: 4-Bromofluorobenzene	90	70-130		%Rec	11/14/2022	EPA 8260

NOTES:
*This analyte was analyzed separately in order to achieve lower reporting limits for the other analytes.
Reporting Limit(s) increased due to sample foaming.

ALPHA ANALYTICAL INC.

Alpha Analytical, Inc.
255 Glendale Ave, #21
Sparks, Nevada 89431
TEL: (775) 355-1044 FAX: (775) 355-0406
Website: www.alpha-analytical.com

Analytical Report

WO#: **CHH2211111**
Report Date: **11/17/2022**

CLIENT: CH2M Hill
Collection Date: 11/3/2022
Project: DFSP Norwalk
Lab ID: 2211111-13
Matrix: AQUEOUS
Client Sample ID: DUP-3

Analyses	Result	RL	Qual	Units	Date Analyzed	Method
TPH-E (DRO)	0.19	0.050		mg/L	11/12/2022	EPA 8015C
Surr: Nonane	91	63-125		%Rec	11/12/2022	EPA 8015C
TPH-P (GRO)	0.11	0.10		mg/L	11/14/2022	EPA 8015C
Surr: 1,2-Dichloroethane-d4	107	70-130		%Rec	11/14/2022	EPA 8015C
Surr: Toluene-d8	111	70-130		%Rec	11/14/2022	EPA 8015C
Surr: 4-Bromofluorobenzene	86	70-130		%Rec	11/14/2022	EPA 8015C
Dichlorodifluoromethane	ND	1.0		µg/L	11/14/2022	EPA 8260
Chloromethane	ND	4.0		µg/L	11/14/2022	EPA 8260
Vinyl chloride	ND	1.0		µg/L	11/14/2022	EPA 8260
Chloroethane	ND	1.0		µg/L	11/14/2022	EPA 8260
Bromomethane	ND	4.0		µg/L	11/14/2022	EPA 8260
Trichlorofluoromethane	ND	10		µg/L	11/14/2022	EPA 8260
Acetone	ND	20		µg/L	11/14/2022	EPA 8260
1,1-Dichloroethene	ND	1.0		µg/L	11/14/2022	EPA 8260
Tertiary Butyl Alcohol (TBA)	6,200	80	*	µg/L	11/14/2022	EPA 8260
Dichloromethane	ND	5.0		µg/L	11/14/2022	EPA 8260
Freon-113	ND	10		µg/L	11/14/2022	EPA 8260
Carbon disulfide	ND	5.0		µg/L	11/14/2022	EPA 8260
trans-1,2-Dichloroethene	ND	1.0		µg/L	11/14/2022	EPA 8260
Methyl tert-butyl ether (MTBE)	ND	0.50		µg/L	11/14/2022	EPA 8260
1,1-Dichloroethane	ND	1.0		µg/L	11/14/2022	EPA 8260
Vinyl acetate	ND	100		µg/L	11/14/2022	EPA 8260
2-Butanone (MEK)	ND	20		µg/L	11/14/2022	EPA 8260
Di-isopropyl Ether (DIPE)	ND	1.0		µg/L	11/14/2022	EPA 8260
cis-1,2-Dichloroethene	ND	1.0		µg/L	11/14/2022	EPA 8260
Bromochloromethane	ND	1.0		µg/L	11/14/2022	EPA 8260
Chloroform	ND	1.0		µg/L	11/14/2022	EPA 8260
Ethyl Tertiary Butyl Ether (ETBE)	1.2	1.0		µg/L	11/14/2022	EPA 8260
2,2-Dichloropropane	ND	1.0		µg/L	11/14/2022	EPA 8260
1,2-Dichloroethane	ND	1.0		µg/L	11/14/2022	EPA 8260
1,1,1-Trichloroethane	ND	1.0		µg/L	11/14/2022	EPA 8260
1,1-Dichloropropene	ND	1.0		µg/L	11/14/2022	EPA 8260
Carbon tetrachloride	ND	1.0		µg/L	11/14/2022	EPA 8260
Benzene	ND	0.50		µg/L	11/14/2022	EPA 8260
Tertiary Amyl Methyl Ether (TAME)	ND	1.0		µg/L	11/14/2022	EPA 8260
Dibromomethane	ND	1.0		µg/L	11/14/2022	EPA 8260
1,2-Dichloropropane	ND	1.0		µg/L	11/14/2022	EPA 8260
Trichloroethene	ND	1.0		µg/L	11/14/2022	EPA 8260
Bromodichloromethane	ND	1.0		µg/L	11/14/2022	EPA 8260
4-Methyl-2-pentanone (MIBK)	ND	10		µg/L	11/14/2022	EPA 8260
cis-1,3-Dichloropropene	ND	1.0		µg/L	11/14/2022	EPA 8260
trans-1,3-Dichloropropene	ND	1.0		µg/L	11/14/2022	EPA 8260
1,1,2-Trichloroethane	ND	1.0		µg/L	11/14/2022	EPA 8260
Toluene	ND	0.50		µg/L	11/14/2022	EPA 8260
1,3-Dichloropropane	ND	1.0		µg/L	11/14/2022	EPA 8260
2-Hexanone	ND	10		µg/L	11/14/2022	EPA 8260
Dibromochloromethane	ND	1.0		µg/L	11/14/2022	EPA 8260

ALPHA ANALYTICAL INC.

Alpha Analytical, Inc.
255 Glendale Ave, #21
Sparks, Nevada 89431
TEL: (775) 355-1044 FAX: (775) 355-0406
Website: www.alpha-analytical.com

Analytical Report

WO#: **CHH2211111**
Report Date: **11/17/2022**

CLIENT: CH2M Hill
Collection Date: 11/3/2022
Project: DFSP Norwalk
Lab ID: 2211111-13
Matrix: AQUEOUS
Client Sample ID: DUP-3

Analyses	Result	RL	Qual	Units	Date Analyzed	Method
1,2-Dibromoethane (EDB)	ND	4.0		µg/L	11/14/2022	EPA 8260
Tetrachloroethene	ND	1.0		µg/L	11/14/2022	EPA 8260
1,1,1,2-Tetrachloroethane	ND	1.0		µg/L	11/14/2022	EPA 8260
Chlorobenzene	ND	1.0		µg/L	11/14/2022	EPA 8260
Ethylbenzene	ND	0.50		µg/L	11/14/2022	EPA 8260
m,p-Xylene	ND	0.50		µg/L	11/14/2022	EPA 8260
Bromoform	ND	1.0		µg/L	11/14/2022	EPA 8260
Xylenes, Total	ND	0.50		µg/L	11/14/2022	EPA 8260
Styrene	ND	1.0		µg/L	11/14/2022	EPA 8260
o-Xylene	ND	0.50		µg/L	11/14/2022	EPA 8260
1,1,2,2-Tetrachloroethane	ND	1.0		µg/L	11/14/2022	EPA 8260
1,2,3-Trichloropropane	ND	4.0		µg/L	11/14/2022	EPA 8260
Isopropylbenzene	ND	1.0		µg/L	11/14/2022	EPA 8260
Bromobenzene	ND	1.0		µg/L	11/14/2022	EPA 8260
n-Propylbenzene	ND	1.0		µg/L	11/14/2022	EPA 8260
4-Chlorotoluene	ND	1.0		µg/L	11/14/2022	EPA 8260
2-Chlorotoluene	ND	1.0		µg/L	11/14/2022	EPA 8260
1,3,5-Trimethylbenzene	ND	1.0		µg/L	11/14/2022	EPA 8260
tert-Butylbenzene	ND	1.0		µg/L	11/14/2022	EPA 8260
1,2,4-Trimethylbenzene	ND	1.0		µg/L	11/14/2022	EPA 8260
sec-Butylbenzene	ND	1.0		µg/L	11/14/2022	EPA 8260
1,3-Dichlorobenzene	ND	1.0		µg/L	11/14/2022	EPA 8260
1,4-Dichlorobenzene	ND	1.0		µg/L	11/14/2022	EPA 8260
4-Isopropyltoluene	ND	1.0		µg/L	11/14/2022	EPA 8260
1,2-Dichlorobenzene	ND	1.0		µg/L	11/14/2022	EPA 8260
n-Butylbenzene	ND	1.0		µg/L	11/14/2022	EPA 8260
1,2-Dibromo-3-chloropropane (DBCP)	ND	6.0		µg/L	11/14/2022	EPA 8260
1,2,4-Trichlorobenzene	ND	4.0		µg/L	11/14/2022	EPA 8260
Naphthalene	ND	10		µg/L	11/14/2022	EPA 8260
1,2,3-Trichlorobenzene	ND	4.0		µg/L	11/14/2022	EPA 8260
Surr: 1,2-Dichloroethane-d4	107	70-130		%Rec	11/14/2022	EPA 8260
Surr: Toluene-d8	111	70-130		%Rec	11/14/2022	EPA 8260
Surr: 4-Bromofluorobenzene	86	70-130		%Rec	11/14/2022	EPA 8260

NOTES:
*This analyte was analyzed separately in order to achieve lower reporting limits for the other analytes.
Reporting Limit(s) increased due to sample foaming.

ALPHA ANALYTICAL INC.

Alpha Analytical, Inc.
255 Glendale Ave, #21
Sparks, Nevada 89431
TEL: (775) 355-1044 FAX: (775) 355-0406
Website: www.alpha-analytical.com

Analytical Report

WO#: **CHH2211111**
Report Date: **11/17/2022**

CLIENT: CH2M Hill
Collection Date: 11/3/2022 10:20:00 AM
Project: DFSP Norwalk
Lab ID: 2211111-14
Matrix: AQUEOUS
Client Sample ID: GMW-O-24

Analyses	Result	RL	Qual	Units	Date Analyzed	Method
TPH-E (DRO)	ND	0.050		mg/L	11/12/2022	EPA 8015C
Surr: Nonane	91	63-125		%Rec	11/12/2022	EPA 8015C
TPH-P (GRO)	ND	0.050		mg/L	11/14/2022	EPA 8015C
Surr: 1,2-Dichloroethane-d4	111	70-130		%Rec	11/14/2022	EPA 8015C
Surr: Toluene-d8	113	70-130		%Rec	11/14/2022	EPA 8015C
Surr: 4-Bromofluorobenzene	102	70-130		%Rec	11/14/2022	EPA 8015C
Dichlorodifluoromethane	ND	1.0		µg/L	11/14/2022	EPA 8260
Chloromethane	ND	2.0		µg/L	11/14/2022	EPA 8260
Vinyl chloride	ND	0.50		µg/L	11/14/2022	EPA 8260
Chloroethane	ND	1.0		µg/L	11/14/2022	EPA 8260
Bromomethane	ND	2.0		µg/L	11/14/2022	EPA 8260
Trichlorofluoromethane	ND	10		µg/L	11/14/2022	EPA 8260
Acetone	ND	10		µg/L	11/14/2022	EPA 8260
1,1-Dichloroethene	ND	1.0		µg/L	11/14/2022	EPA 8260
Tertiary Butyl Alcohol (TBA)	ND	10		µg/L	11/14/2022	EPA 8260
Dichloromethane	ND	5.0		µg/L	11/14/2022	EPA 8260
Freon-113	ND	10		µg/L	11/14/2022	EPA 8260
Carbon disulfide	ND	2.5		µg/L	11/14/2022	EPA 8260
trans-1,2-Dichloroethene	ND	1.0		µg/L	11/14/2022	EPA 8260
Methyl tert-butyl ether (MTBE)	ND	0.50		µg/L	11/14/2022	EPA 8260
1,1-Dichloroethane	ND	1.0		µg/L	11/14/2022	EPA 8260
Vinyl acetate	ND	50		µg/L	11/14/2022	EPA 8260
2-Butanone (MEK)	ND	10		µg/L	11/14/2022	EPA 8260
Di-isopropyl Ether (DIPE)	ND	1.0		µg/L	11/14/2022	EPA 8260
cis-1,2-Dichloroethene	ND	1.0		µg/L	11/14/2022	EPA 8260
Bromochloromethane	ND	1.0		µg/L	11/14/2022	EPA 8260
Chloroform	ND	1.0		µg/L	11/14/2022	EPA 8260
Ethyl Tertiary Butyl Ether (ETBE)	ND	1.0		µg/L	11/14/2022	EPA 8260
2,2-Dichloropropane	ND	1.0		µg/L	11/14/2022	EPA 8260
1,2-Dichloroethane	ND	0.50		µg/L	11/14/2022	EPA 8260
1,1,1-Trichloroethane	ND	1.0		µg/L	11/14/2022	EPA 8260
1,1-Dichloropropene	ND	1.0		µg/L	11/14/2022	EPA 8260
Carbon tetrachloride	ND	1.0		µg/L	11/14/2022	EPA 8260
Benzene	ND	0.50		µg/L	11/14/2022	EPA 8260
Tertiary Amyl Methyl Ether (TAME)	ND	1.0		µg/L	11/14/2022	EPA 8260
Dibromomethane	ND	1.0		µg/L	11/14/2022	EPA 8260
1,2-Dichloropropane	ND	1.0		µg/L	11/14/2022	EPA 8260
Trichloroethene	ND	1.0		µg/L	11/14/2022	EPA 8260
Bromodichloromethane	ND	1.0		µg/L	11/14/2022	EPA 8260
4-Methyl-2-pentanone (MIBK)	ND	10		µg/L	11/14/2022	EPA 8260
cis-1,3-Dichloropropene	ND	0.50		µg/L	11/14/2022	EPA 8260
trans-1,3-Dichloropropene	ND	0.50		µg/L	11/14/2022	EPA 8260
1,1,2-Trichloroethane	ND	1.0		µg/L	11/14/2022	EPA 8260
Toluene	ND	0.50		µg/L	11/14/2022	EPA 8260
1,3-Dichloropropane	ND	1.0		µg/L	11/14/2022	EPA 8260
2-Hexanone	ND	5.0		µg/L	11/14/2022	EPA 8260
Dibromochloromethane	ND	1.0		µg/L	11/14/2022	EPA 8260

ALPHA ANALYTICAL INC.

Alpha Analytical, Inc.
255 Glendale Ave, #21
Sparks, Nevada 89431
TEL: (775) 355-1044 FAX: (775) 355-0406
Website: www.alpha-analytical.com

Analytical Report

WO#: **CHH2211111**
Report Date: **11/17/2022**

CLIENT: CH2M Hill
Project: DFSP Norwalk
Lab ID: 2211111-14
Client Sample ID: GMW-O-24

Collection Date: 11/3/2022 10:20:00 AM
Matrix: AQUEOUS

Analyses	Result	RL	Qual	Units	Date Analyzed	Method
1,2-Dibromoethane (EDB)	ND	2.0		µg/L	11/14/2022	EPA 8260
Tetrachloroethene	ND	1.0		µg/L	11/14/2022	EPA 8260
1,1,1,2-Tetrachloroethane	ND	1.0		µg/L	11/14/2022	EPA 8260
Chlorobenzene	ND	1.0		µg/L	11/14/2022	EPA 8260
Ethylbenzene	ND	0.50		µg/L	11/14/2022	EPA 8260
m,p-Xylene	ND	0.50		µg/L	11/14/2022	EPA 8260
Bromoform	ND	1.0		µg/L	11/14/2022	EPA 8260
Xylenes, Total	ND	0.50		µg/L	11/14/2022	EPA 8260
Styrene	ND	1.0		µg/L	11/14/2022	EPA 8260
o-Xylene	ND	0.50		µg/L	11/14/2022	EPA 8260
1,1,2,2-Tetrachloroethane	ND	1.0		µg/L	11/14/2022	EPA 8260
1,2,3-Trichloropropane	ND	2.0		µg/L	11/14/2022	EPA 8260
Isopropylbenzene	ND	1.0		µg/L	11/14/2022	EPA 8260
Bromobenzene	ND	1.0		µg/L	11/14/2022	EPA 8260
n-Propylbenzene	ND	1.0		µg/L	11/14/2022	EPA 8260
4-Chlorotoluene	ND	1.0		µg/L	11/14/2022	EPA 8260
2-Chlorotoluene	ND	1.0		µg/L	11/14/2022	EPA 8260
1,3,5-Trimethylbenzene	ND	1.0		µg/L	11/14/2022	EPA 8260
tert-Butylbenzene	ND	1.0		µg/L	11/14/2022	EPA 8260
1,2,4-Trimethylbenzene	ND	1.0		µg/L	11/14/2022	EPA 8260
sec-Butylbenzene	ND	1.0		µg/L	11/14/2022	EPA 8260
1,3-Dichlorobenzene	ND	1.0		µg/L	11/14/2022	EPA 8260
1,4-Dichlorobenzene	ND	1.0		µg/L	11/14/2022	EPA 8260
4-Isopropyltoluene	ND	1.0		µg/L	11/14/2022	EPA 8260
1,2-Dichlorobenzene	ND	1.0		µg/L	11/14/2022	EPA 8260
n-Butylbenzene	ND	1.0		µg/L	11/14/2022	EPA 8260
1,2-Dibromo-3-chloropropane (DBCP)	ND	5.0		µg/L	11/14/2022	EPA 8260
1,2,4-Trichlorobenzene	ND	2.0		µg/L	11/14/2022	EPA 8260
Naphthalene	ND	10		µg/L	11/14/2022	EPA 8260
1,2,3-Trichlorobenzene	ND	2.0		µg/L	11/14/2022	EPA 8260
Surr: 1,2-Dichloroethane-d4	111	70-130		%Rec	11/14/2022	EPA 8260
Surr: Toluene-d8	113	70-130		%Rec	11/14/2022	EPA 8260
Surr: 4-Bromofluorobenzene	102	70-130		%Rec	11/14/2022	EPA 8260

ALPHA ANALYTICAL INC.

Alpha Analytical, Inc.
255 Glendale Ave, #21
Sparks, Nevada 89431
TEL: (775) 355-1044 FAX: (775) 355-0406
Website: www.alpha-analytical.com

Analytical Report

WO#: **CHH2211111**
Report Date: **11/17/2022**

CLIENT: CH2M Hill
Collection Date: 11/3/2022 11:25:00 AM
Project: DFSP Norwalk
Lab ID: 2211111-15
Matrix: AQUEOUS
Client Sample ID: MW-9

Analyses	Result	RL	Qual	Units	Date Analyzed	Method
TPH-E (DRO)	ND	0.050		mg/L	11/12/2022	EPA 8015C
Surr: Nonane	95	63-125		%Rec	11/12/2022	EPA 8015C
TPH-P (GRO)	ND	0.050		mg/L	11/15/2022	EPA 8015C
Surr: 1,2-Dichloroethane-d4	102	70-130		%Rec	11/15/2022	EPA 8015C
Surr: Toluene-d8	107	70-130		%Rec	11/15/2022	EPA 8015C
Surr: 4-Bromofluorobenzene	98	70-130		%Rec	11/15/2022	EPA 8015C
Dichlorodifluoromethane	ND	1.0		µg/L	11/15/2022	EPA 8260
Chloromethane	ND	2.0		µg/L	11/15/2022	EPA 8260
Vinyl chloride	ND	0.50		µg/L	11/15/2022	EPA 8260
Chloroethane	ND	1.0		µg/L	11/15/2022	EPA 8260
Bromomethane	ND	2.0		µg/L	11/15/2022	EPA 8260
Trichlorofluoromethane	ND	10		µg/L	11/15/2022	EPA 8260
Acetone	ND	10		µg/L	11/15/2022	EPA 8260
1,1-Dichloroethene	ND	1.0		µg/L	11/15/2022	EPA 8260
Tertiary Butyl Alcohol (TBA)	ND	10		µg/L	11/15/2022	EPA 8260
Dichloromethane	ND	5.0		µg/L	11/15/2022	EPA 8260
Freon-113	ND	10		µg/L	11/15/2022	EPA 8260
Carbon disulfide	ND	2.5		µg/L	11/15/2022	EPA 8260
trans-1,2-Dichloroethene	ND	1.0		µg/L	11/15/2022	EPA 8260
Methyl tert-butyl ether (MTBE)	ND	0.50		µg/L	11/15/2022	EPA 8260
1,1-Dichloroethane	ND	1.0		µg/L	11/15/2022	EPA 8260
Vinyl acetate	ND	50		µg/L	11/15/2022	EPA 8260
2-Butanone (MEK)	ND	10		µg/L	11/15/2022	EPA 8260
Di-isopropyl Ether (DIPE)	ND	1.0		µg/L	11/15/2022	EPA 8260
cis-1,2-Dichloroethene	ND	1.0		µg/L	11/15/2022	EPA 8260
Bromochloromethane	ND	1.0		µg/L	11/15/2022	EPA 8260
Chloroform	ND	1.0		µg/L	11/15/2022	EPA 8260
Ethyl Tertiary Butyl Ether (ETBE)	ND	1.0		µg/L	11/15/2022	EPA 8260
2,2-Dichloropropane	ND	1.0		µg/L	11/15/2022	EPA 8260
1,2-Dichloroethane	ND	0.50		µg/L	11/15/2022	EPA 8260
1,1,1-Trichloroethane	ND	1.0		µg/L	11/15/2022	EPA 8260
1,1-Dichloropropene	ND	1.0		µg/L	11/15/2022	EPA 8260
Carbon tetrachloride	ND	1.0		µg/L	11/15/2022	EPA 8260
Benzene	ND	0.50		µg/L	11/15/2022	EPA 8260
Tertiary Amyl Methyl Ether (TAME)	ND	1.0		µg/L	11/15/2022	EPA 8260
Dibromomethane	ND	1.0		µg/L	11/15/2022	EPA 8260
1,2-Dichloropropane	ND	1.0		µg/L	11/15/2022	EPA 8260
Trichloroethene	ND	1.0		µg/L	11/15/2022	EPA 8260
Bromodichloromethane	ND	1.0		µg/L	11/15/2022	EPA 8260
4-Methyl-2-pentanone (MIBK)	ND	10		µg/L	11/15/2022	EPA 8260
cis-1,3-Dichloropropene	ND	0.50		µg/L	11/15/2022	EPA 8260
trans-1,3-Dichloropropene	ND	0.50		µg/L	11/15/2022	EPA 8260
1,1,2-Trichloroethane	ND	1.0		µg/L	11/15/2022	EPA 8260
Toluene	ND	0.50		µg/L	11/15/2022	EPA 8260
1,3-Dichloropropane	ND	1.0		µg/L	11/15/2022	EPA 8260
2-Hexanone	ND	5.0		µg/L	11/15/2022	EPA 8260
Dibromochloromethane	ND	1.0		µg/L	11/15/2022	EPA 8260

ALPHA ANALYTICAL INC.

Alpha Analytical, Inc.
255 Glendale Ave, #21
Sparks, Nevada 89431
TEL: (775) 355-1044 FAX: (775) 355-0406
Website: www.alpha-analytical.com

Analytical Report

WO#: **CHH2211111**
Report Date: **11/17/2022**

CLIENT: CH2M Hill
Collection Date: 11/3/2022 11:25:00 AM
Project: DFSP Norwalk
Lab ID: 2211111-15
Matrix: AQUEOUS
Client Sample ID: MW-9

Analyses	Result	RL	Qual	Units	Date Analyzed	Method
1,2-Dibromoethane (EDB)	ND	2.0		µg/L	11/15/2022	EPA 8260
Tetrachloroethene	ND	1.0		µg/L	11/15/2022	EPA 8260
1,1,1,2-Tetrachloroethane	ND	1.0		µg/L	11/15/2022	EPA 8260
Chlorobenzene	ND	1.0		µg/L	11/15/2022	EPA 8260
Ethylbenzene	ND	0.50		µg/L	11/15/2022	EPA 8260
m,p-Xylene	ND	0.50		µg/L	11/15/2022	EPA 8260
Bromoform	ND	1.0		µg/L	11/15/2022	EPA 8260
Xylenes, Total	ND	0.50		µg/L	11/15/2022	EPA 8260
Styrene	ND	1.0		µg/L	11/15/2022	EPA 8260
o-Xylene	ND	0.50		µg/L	11/15/2022	EPA 8260
1,1,2,2-Tetrachloroethane	ND	1.0		µg/L	11/15/2022	EPA 8260
1,2,3-Trichloropropane	ND	2.0		µg/L	11/15/2022	EPA 8260
Isopropylbenzene	ND	1.0		µg/L	11/15/2022	EPA 8260
Bromobenzene	ND	1.0		µg/L	11/15/2022	EPA 8260
n-Propylbenzene	ND	1.0		µg/L	11/15/2022	EPA 8260
4-Chlorotoluene	ND	1.0		µg/L	11/15/2022	EPA 8260
2-Chlorotoluene	ND	1.0		µg/L	11/15/2022	EPA 8260
1,3,5-Trimethylbenzene	ND	1.0		µg/L	11/15/2022	EPA 8260
tert-Butylbenzene	ND	1.0		µg/L	11/15/2022	EPA 8260
1,2,4-Trimethylbenzene	ND	1.0		µg/L	11/15/2022	EPA 8260
sec-Butylbenzene	ND	1.0		µg/L	11/15/2022	EPA 8260
1,3-Dichlorobenzene	ND	1.0		µg/L	11/15/2022	EPA 8260
1,4-Dichlorobenzene	ND	1.0		µg/L	11/15/2022	EPA 8260
4-Isopropyltoluene	ND	1.0		µg/L	11/15/2022	EPA 8260
1,2-Dichlorobenzene	ND	1.0		µg/L	11/15/2022	EPA 8260
n-Butylbenzene	ND	1.0		µg/L	11/15/2022	EPA 8260
1,2-Dibromo-3-chloropropane (DBCP)	ND	5.0		µg/L	11/15/2022	EPA 8260
1,2,4-Trichlorobenzene	ND	2.0		µg/L	11/15/2022	EPA 8260
Naphthalene	ND	10		µg/L	11/15/2022	EPA 8260
1,2,3-Trichlorobenzene	ND	2.0		µg/L	11/15/2022	EPA 8260
Surr: 1,2-Dichloroethane-d4	102	70-130		%Rec	11/15/2022	EPA 8260
Surr: Toluene-d8	107	70-130		%Rec	11/15/2022	EPA 8260
Surr: 4-Bromofluorobenzene	98	70-130		%Rec	11/15/2022	EPA 8260

ALPHA ANALYTICAL INC.

Alpha Analytical, Inc.
255 Glendale Ave, #21
Sparks, Nevada 89431
TEL: (775) 355-1044 FAX: (775) 355-0406
Website: www.alpha-analytical.com

Analytical Report

WO#: **CHH2211111**
Report Date: **11/17/2022**

CLIENT: CH2M Hill
Collection Date: 11/3/2022
Project: DFSP Norwalk
Lab ID: 2211111-16
Matrix: AQUEOUS
Client Sample ID: DUP-4

Analyses	Result	RL	Qual	Units	Date Analyzed	Method
TPH-E (DRO)	ND	0.050		mg/L	11/12/2022	EPA 8015C
Surr: Nonane	93	63-125		%Rec	11/12/2022	EPA 8015C
TPH-P (GRO)	ND	0.050		mg/L	11/15/2022	EPA 8015C
Surr: 1,2-Dichloroethane-d4	106	70-130		%Rec	11/15/2022	EPA 8015C
Surr: Toluene-d8	107	70-130		%Rec	11/15/2022	EPA 8015C
Surr: 4-Bromofluorobenzene	96	70-130		%Rec	11/15/2022	EPA 8015C
Dichlorodifluoromethane	ND	1.0		µg/L	11/15/2022	EPA 8260
Chloromethane	ND	2.0		µg/L	11/15/2022	EPA 8260
Vinyl chloride	ND	0.50		µg/L	11/15/2022	EPA 8260
Chloroethane	ND	1.0		µg/L	11/15/2022	EPA 8260
Bromomethane	ND	2.0		µg/L	11/15/2022	EPA 8260
Trichlorofluoromethane	ND	10		µg/L	11/15/2022	EPA 8260
Acetone	ND	10		µg/L	11/15/2022	EPA 8260
1,1-Dichloroethene	ND	1.0		µg/L	11/15/2022	EPA 8260
Tertiary Butyl Alcohol (TBA)	ND	10		µg/L	11/15/2022	EPA 8260
Dichloromethane	ND	5.0		µg/L	11/15/2022	EPA 8260
Freon-113	ND	10		µg/L	11/15/2022	EPA 8260
Carbon disulfide	ND	2.5		µg/L	11/15/2022	EPA 8260
trans-1,2-Dichloroethene	ND	1.0		µg/L	11/15/2022	EPA 8260
Methyl tert-butyl ether (MTBE)	ND	0.50		µg/L	11/15/2022	EPA 8260
1,1-Dichloroethane	ND	1.0		µg/L	11/15/2022	EPA 8260
Vinyl acetate	ND	50		µg/L	11/15/2022	EPA 8260
2-Butanone (MEK)	ND	10		µg/L	11/15/2022	EPA 8260
Di-isopropyl Ether (DIPE)	ND	1.0		µg/L	11/15/2022	EPA 8260
cis-1,2-Dichloroethene	ND	1.0		µg/L	11/15/2022	EPA 8260
Bromochloromethane	ND	1.0		µg/L	11/15/2022	EPA 8260
Chloroform	ND	1.0		µg/L	11/15/2022	EPA 8260
Ethyl Tertiary Butyl Ether (ETBE)	ND	1.0		µg/L	11/15/2022	EPA 8260
2,2-Dichloropropane	ND	1.0		µg/L	11/15/2022	EPA 8260
1,2-Dichloroethane	ND	0.50		µg/L	11/15/2022	EPA 8260
1,1,1-Trichloroethane	ND	1.0		µg/L	11/15/2022	EPA 8260
1,1-Dichloropropene	ND	1.0		µg/L	11/15/2022	EPA 8260
Carbon tetrachloride	ND	1.0		µg/L	11/15/2022	EPA 8260
Benzene	ND	0.50		µg/L	11/15/2022	EPA 8260
Tertiary Amyl Methyl Ether (TAME)	ND	1.0		µg/L	11/15/2022	EPA 8260
Dibromomethane	ND	1.0		µg/L	11/15/2022	EPA 8260
1,2-Dichloropropane	ND	1.0		µg/L	11/15/2022	EPA 8260
Trichloroethene	ND	1.0		µg/L	11/15/2022	EPA 8260
Bromodichloromethane	ND	1.0		µg/L	11/15/2022	EPA 8260
4-Methyl-2-pentanone (MIBK)	ND	10		µg/L	11/15/2022	EPA 8260
cis-1,3-Dichloropropene	ND	0.50		µg/L	11/15/2022	EPA 8260
trans-1,3-Dichloropropene	ND	0.50		µg/L	11/15/2022	EPA 8260
1,1,2-Trichloroethane	ND	1.0		µg/L	11/15/2022	EPA 8260
Toluene	ND	0.50		µg/L	11/15/2022	EPA 8260
1,3-Dichloropropane	ND	1.0		µg/L	11/15/2022	EPA 8260
2-Hexanone	ND	5.0		µg/L	11/15/2022	EPA 8260
Dibromochloromethane	ND	1.0		µg/L	11/15/2022	EPA 8260

Alpha Analytical, Inc.
255 Glendale Ave, #21
Sparks, Nevada 89431
TEL: (775) 355-1044 FAX: (775) 355-0406
Website: www.alpha-analytical.com

Analytical Report

WO#: **CHH2211111**
Report Date: **11/17/2022**

CLIENT: CH2M Hill
Collection Date: 11/3/2022
Project: DFSP Norwalk
Lab ID: 2211111-16
Matrix: AQUEOUS
Client Sample ID: DUP-4

Analyses	Result	RL	Qual	Units	Date Analyzed	Method
1,2-Dibromoethane (EDB)	ND	2.0		µg/L	11/15/2022	EPA 8260
Tetrachloroethene	ND	1.0		µg/L	11/15/2022	EPA 8260
1,1,1,2-Tetrachloroethane	ND	1.0		µg/L	11/15/2022	EPA 8260
Chlorobenzene	ND	1.0		µg/L	11/15/2022	EPA 8260
Ethylbenzene	ND	0.50		µg/L	11/15/2022	EPA 8260
m,p-Xylene	ND	0.50		µg/L	11/15/2022	EPA 8260
Bromoform	ND	1.0		µg/L	11/15/2022	EPA 8260
Xylenes, Total	ND	0.50		µg/L	11/15/2022	EPA 8260
Styrene	ND	1.0		µg/L	11/15/2022	EPA 8260
o-Xylene	ND	0.50		µg/L	11/15/2022	EPA 8260
1,1,2,2-Tetrachloroethane	ND	1.0		µg/L	11/15/2022	EPA 8260
1,2,3-Trichloropropane	ND	2.0		µg/L	11/15/2022	EPA 8260
Isopropylbenzene	ND	1.0		µg/L	11/15/2022	EPA 8260
Bromobenzene	ND	1.0		µg/L	11/15/2022	EPA 8260
n-Propylbenzene	ND	1.0		µg/L	11/15/2022	EPA 8260
4-Chlorotoluene	ND	1.0		µg/L	11/15/2022	EPA 8260
2-Chlorotoluene	ND	1.0		µg/L	11/15/2022	EPA 8260
1,3,5-Trimethylbenzene	ND	1.0		µg/L	11/15/2022	EPA 8260
tert-Butylbenzene	ND	1.0		µg/L	11/15/2022	EPA 8260
1,2,4-Trimethylbenzene	ND	1.0		µg/L	11/15/2022	EPA 8260
sec-Butylbenzene	ND	1.0		µg/L	11/15/2022	EPA 8260
1,3-Dichlorobenzene	ND	1.0		µg/L	11/15/2022	EPA 8260
1,4-Dichlorobenzene	ND	1.0		µg/L	11/15/2022	EPA 8260
4-Isopropyltoluene	ND	1.0		µg/L	11/15/2022	EPA 8260
1,2-Dichlorobenzene	ND	1.0		µg/L	11/15/2022	EPA 8260
n-Butylbenzene	ND	1.0		µg/L	11/15/2022	EPA 8260
1,2-Dibromo-3-chloropropane (DBCP)	ND	5.0		µg/L	11/15/2022	EPA 8260
1,2,4-Trichlorobenzene	ND	2.0		µg/L	11/15/2022	EPA 8260
Naphthalene	ND	10		µg/L	11/15/2022	EPA 8260
1,2,3-Trichlorobenzene	ND	2.0		µg/L	11/15/2022	EPA 8260
Surr: 1,2-Dichloroethane-d4	106	70-130		%Rec	11/15/2022	EPA 8260
Surr: Toluene-d8	107	70-130		%Rec	11/15/2022	EPA 8260
Surr: 4-Bromofluorobenzene	96	70-130		%Rec	11/15/2022	EPA 8260

ALPHA ANALYTICAL INC.

Alpha Analytical, Inc.
255 Glendale Ave, #21
Sparks, Nevada 89431
TEL: (775) 355-1044 FAX: (775) 355-0406
Website: www.alpha-analytical.com

Analytical Report

WO#: **CHH2211111**
Report Date: **11/17/2022**

CLIENT: CH2M Hill
Collection Date: 11/3/2022 12:22:00 PM
Project: DFSP Norwalk
Lab ID: 2211111-17
Matrix: AQUEOUS
Client Sample ID: GMW-3

Analyses	Result	RL	Qual	Units	Date Analyzed	Method
TPH-E (DRO)	ND	0.050		mg/L	11/12/2022	EPA 8015C
Surr: Nonane	97	63-125		%Rec	11/12/2022	EPA 8015C
TPH-P (GRO)	ND	0.050		mg/L	11/15/2022	EPA 8015C
Surr: 1,2-Dichloroethane-d4	111	70-130		%Rec	11/15/2022	EPA 8015C
Surr: Toluene-d8	110	70-130		%Rec	11/15/2022	EPA 8015C
Surr: 4-Bromofluorobenzene	98	70-130		%Rec	11/15/2022	EPA 8015C
Dichlorodifluoromethane	ND	1.0		µg/L	11/15/2022	EPA 8260
Chloromethane	ND	2.0		µg/L	11/15/2022	EPA 8260
Vinyl chloride	ND	0.50		µg/L	11/15/2022	EPA 8260
Chloroethane	ND	1.0		µg/L	11/15/2022	EPA 8260
Bromomethane	ND	2.0		µg/L	11/15/2022	EPA 8260
Trichlorofluoromethane	ND	10		µg/L	11/15/2022	EPA 8260
Acetone	ND	10		µg/L	11/15/2022	EPA 8260
1,1-Dichloroethene	ND	1.0		µg/L	11/15/2022	EPA 8260
Tertiary Butyl Alcohol (TBA)	ND	10		µg/L	11/15/2022	EPA 8260
Dichloromethane	ND	5.0		µg/L	11/15/2022	EPA 8260
Freon-113	ND	10		µg/L	11/15/2022	EPA 8260
Carbon disulfide	ND	2.5		µg/L	11/15/2022	EPA 8260
trans-1,2-Dichloroethene	ND	1.0		µg/L	11/15/2022	EPA 8260
Methyl tert-butyl ether (MTBE)	ND	0.50		µg/L	11/15/2022	EPA 8260
1,1-Dichloroethane	ND	1.0		µg/L	11/15/2022	EPA 8260
Vinyl acetate	ND	50		µg/L	11/15/2022	EPA 8260
2-Butanone (MEK)	ND	10		µg/L	11/15/2022	EPA 8260
Di-isopropyl Ether (DIPE)	ND	1.0		µg/L	11/15/2022	EPA 8260
cis-1,2-Dichloroethene	ND	1.0		µg/L	11/15/2022	EPA 8260
Bromochloromethane	ND	1.0		µg/L	11/15/2022	EPA 8260
Chloroform	ND	1.0		µg/L	11/15/2022	EPA 8260
Ethyl Tertiary Butyl Ether (ETBE)	ND	1.0		µg/L	11/15/2022	EPA 8260
2,2-Dichloropropane	ND	1.0		µg/L	11/15/2022	EPA 8260
1,2-Dichloroethane	ND	0.50		µg/L	11/15/2022	EPA 8260
1,1,1-Trichloroethane	ND	1.0		µg/L	11/15/2022	EPA 8260
1,1-Dichloropropene	ND	1.0		µg/L	11/15/2022	EPA 8260
Carbon tetrachloride	ND	1.0		µg/L	11/15/2022	EPA 8260
Benzene	ND	0.50		µg/L	11/15/2022	EPA 8260
Tertiary Amyl Methyl Ether (TAME)	ND	1.0		µg/L	11/15/2022	EPA 8260
Dibromomethane	ND	1.0		µg/L	11/15/2022	EPA 8260
1,2-Dichloropropane	ND	1.0		µg/L	11/15/2022	EPA 8260
Trichloroethene	ND	1.0		µg/L	11/15/2022	EPA 8260
Bromodichloromethane	ND	1.0		µg/L	11/15/2022	EPA 8260
4-Methyl-2-pentanone (MIBK)	ND	10		µg/L	11/15/2022	EPA 8260
cis-1,3-Dichloropropene	ND	0.50		µg/L	11/15/2022	EPA 8260
trans-1,3-Dichloropropene	ND	0.50		µg/L	11/15/2022	EPA 8260
1,1,2-Trichloroethane	ND	1.0		µg/L	11/15/2022	EPA 8260
Toluene	ND	0.50		µg/L	11/15/2022	EPA 8260
1,3-Dichloropropane	ND	1.0		µg/L	11/15/2022	EPA 8260
2-Hexanone	ND	5.0		µg/L	11/15/2022	EPA 8260
Dibromochloromethane	ND	1.0		µg/L	11/15/2022	EPA 8260

ALPHA ANALYTICAL INC.

Alpha Analytical, Inc.
255 Glendale Ave, #21
Sparks, Nevada 89431
TEL: (775) 355-1044 FAX: (775) 355-0406
Website: www.alpha-analytical.com

Analytical Report

WO#: **CHH2211111**
Report Date: **11/17/2022**

CLIENT: CH2M Hill
Collection Date: 11/3/2022 12:22:00 PM
Project: DFSP Norwalk
Lab ID: 2211111-17
Matrix: AQUEOUS
Client Sample ID: GMW-3

Analyses	Result	RL	Qual	Units	Date Analyzed	Method
1,2-Dibromoethane (EDB)	ND	2.0		µg/L	11/15/2022	EPA 8260
Tetrachloroethene	ND	1.0		µg/L	11/15/2022	EPA 8260
1,1,1,2-Tetrachloroethane	ND	1.0		µg/L	11/15/2022	EPA 8260
Chlorobenzene	ND	1.0		µg/L	11/15/2022	EPA 8260
Ethylbenzene	ND	0.50		µg/L	11/15/2022	EPA 8260
m,p-Xylene	ND	0.50		µg/L	11/15/2022	EPA 8260
Bromoform	ND	1.0		µg/L	11/15/2022	EPA 8260
Xylenes, Total	ND	0.50		µg/L	11/15/2022	EPA 8260
Styrene	ND	1.0		µg/L	11/15/2022	EPA 8260
o-Xylene	ND	0.50		µg/L	11/15/2022	EPA 8260
1,1,2,2-Tetrachloroethane	ND	1.0		µg/L	11/15/2022	EPA 8260
1,2,3-Trichloropropane	ND	2.0		µg/L	11/15/2022	EPA 8260
Isopropylbenzene	ND	1.0		µg/L	11/15/2022	EPA 8260
Bromobenzene	ND	1.0		µg/L	11/15/2022	EPA 8260
n-Propylbenzene	ND	1.0		µg/L	11/15/2022	EPA 8260
4-Chlorotoluene	ND	1.0		µg/L	11/15/2022	EPA 8260
2-Chlorotoluene	ND	1.0		µg/L	11/15/2022	EPA 8260
1,3,5-Trimethylbenzene	ND	1.0		µg/L	11/15/2022	EPA 8260
tert-Butylbenzene	ND	1.0		µg/L	11/15/2022	EPA 8260
1,2,4-Trimethylbenzene	ND	1.0		µg/L	11/15/2022	EPA 8260
sec-Butylbenzene	ND	1.0		µg/L	11/15/2022	EPA 8260
1,3-Dichlorobenzene	ND	1.0		µg/L	11/15/2022	EPA 8260
1,4-Dichlorobenzene	ND	1.0		µg/L	11/15/2022	EPA 8260
4-Isopropyltoluene	ND	1.0		µg/L	11/15/2022	EPA 8260
1,2-Dichlorobenzene	ND	1.0		µg/L	11/15/2022	EPA 8260
n-Butylbenzene	ND	1.0		µg/L	11/15/2022	EPA 8260
1,2-Dibromo-3-chloropropane (DBCP)	ND	5.0		µg/L	11/15/2022	EPA 8260
1,2,4-Trichlorobenzene	ND	2.0		µg/L	11/15/2022	EPA 8260
Naphthalene	ND	10		µg/L	11/15/2022	EPA 8260
1,2,3-Trichlorobenzene	ND	2.0		µg/L	11/15/2022	EPA 8260
Surr: 1,2-Dichloroethane-d4	111	70-130		%Rec	11/15/2022	EPA 8260
Surr: Toluene-d8	110	70-130		%Rec	11/15/2022	EPA 8260
Surr: 4-Bromofluorobenzene	98	70-130		%Rec	11/15/2022	EPA 8260

ALPHA ANALYTICAL INC.

Alpha Analytical, Inc.
255 Glendale Ave, #21
Sparks, Nevada 89431
TEL: (775) 355-1044 FAX: (775) 355-0406
Website: www.alpha-analytical.com

Analytical Report

WO#: **CHH2211111**
Report Date: **11/17/2022**

CLIENT: CH2M Hill
Collection Date: 11/3/2022 1:29:00 PM
Project: DFSP Norwalk
Lab ID: 2211111-18
Matrix: AQUEOUS
Client Sample ID: GMW-36

Analyses	Result	RL	Qual	Units	Date Analyzed	Method
TPH-E (DRO)	ND	0.050		mg/L	11/12/2022	EPA 8015C
Surr: Nonane	92	63-125		%Rec	11/12/2022	EPA 8015C
TPH-P (GRO)	ND	0.050		mg/L	11/15/2022	EPA 8015C
Surr: 1,2-Dichloroethane-d4	115	70-130		%Rec	11/15/2022	EPA 8015C
Surr: Toluene-d8	108	70-130		%Rec	11/15/2022	EPA 8015C
Surr: 4-Bromofluorobenzene	87	70-130		%Rec	11/15/2022	EPA 8015C
Dichlorodifluoromethane	ND	1.0		µg/L	11/15/2022	EPA 8260
Chloromethane	ND	2.0		µg/L	11/15/2022	EPA 8260
Vinyl chloride	ND	0.50		µg/L	11/15/2022	EPA 8260
Chloroethane	ND	1.0		µg/L	11/15/2022	EPA 8260
Bromomethane	ND	2.0		µg/L	11/15/2022	EPA 8260
Trichlorofluoromethane	ND	10		µg/L	11/15/2022	EPA 8260
Acetone	ND	10		µg/L	11/15/2022	EPA 8260
1,1-Dichloroethene	ND	1.0		µg/L	11/15/2022	EPA 8260
Tertiary Butyl Alcohol (TBA)	ND	10		µg/L	11/15/2022	EPA 8260
Dichloromethane	ND	5.0		µg/L	11/15/2022	EPA 8260
Freon-113	ND	10		µg/L	11/15/2022	EPA 8260
Carbon disulfide	ND	2.5		µg/L	11/15/2022	EPA 8260
trans-1,2-Dichloroethene	ND	1.0		µg/L	11/15/2022	EPA 8260
Methyl tert-butyl ether (MTBE)	ND	0.50		µg/L	11/15/2022	EPA 8260
1,1-Dichloroethane	ND	1.0		µg/L	11/15/2022	EPA 8260
Vinyl acetate	ND	50		µg/L	11/15/2022	EPA 8260
2-Butanone (MEK)	ND	10		µg/L	11/15/2022	EPA 8260
Di-isopropyl Ether (DIPE)	ND	1.0		µg/L	11/15/2022	EPA 8260
cis-1,2-Dichloroethene	ND	1.0		µg/L	11/15/2022	EPA 8260
Bromochloromethane	ND	1.0		µg/L	11/15/2022	EPA 8260
Chloroform	ND	1.0		µg/L	11/15/2022	EPA 8260
Ethyl Tertiary Butyl Ether (ETBE)	ND	1.0		µg/L	11/15/2022	EPA 8260
2,2-Dichloropropane	ND	1.0		µg/L	11/15/2022	EPA 8260
1,2-Dichloroethane	ND	0.50		µg/L	11/15/2022	EPA 8260
1,1,1-Trichloroethane	ND	1.0		µg/L	11/15/2022	EPA 8260
1,1-Dichloropropene	ND	1.0		µg/L	11/15/2022	EPA 8260
Carbon tetrachloride	ND	1.0		µg/L	11/15/2022	EPA 8260
Benzene	0.99	0.50		µg/L	11/15/2022	EPA 8260
Tertiary Amyl Methyl Ether (TAME)	ND	1.0		µg/L	11/15/2022	EPA 8260
Dibromomethane	ND	1.0		µg/L	11/15/2022	EPA 8260
1,2-Dichloropropane	ND	1.0		µg/L	11/15/2022	EPA 8260
Trichloroethene	ND	1.0		µg/L	11/15/2022	EPA 8260
Bromodichloromethane	ND	1.0		µg/L	11/15/2022	EPA 8260
4-Methyl-2-pentanone (MIBK)	ND	10		µg/L	11/15/2022	EPA 8260
cis-1,3-Dichloropropene	ND	0.50		µg/L	11/15/2022	EPA 8260
trans-1,3-Dichloropropene	ND	0.50		µg/L	11/15/2022	EPA 8260
1,1,2-Trichloroethane	ND	1.0		µg/L	11/15/2022	EPA 8260
Toluene	ND	0.50		µg/L	11/15/2022	EPA 8260
1,3-Dichloropropane	ND	1.0		µg/L	11/15/2022	EPA 8260
2-Hexanone	ND	5.0		µg/L	11/15/2022	EPA 8260
Dibromochloromethane	ND	1.0		µg/L	11/15/2022	EPA 8260

ALPHA ANALYTICAL INC.

Alpha Analytical, Inc.
255 Glendale Ave, #21
Sparks, Nevada 89431
TEL: (775) 355-1044 FAX: (775) 355-0406
Website: www.alpha-analytical.com

Analytical Report

WO#: **CHH2211111**
Report Date: **11/17/2022**

CLIENT: CH2M Hill
Collection Date: 11/3/2022 1:29:00 PM
Project: DFSP Norwalk
Lab ID: 2211111-18
Matrix: AQUEOUS
Client Sample ID: GMW-36

Analyses	Result	RL	Qual	Units	Date Analyzed	Method
1,2-Dibromoethane (EDB)	ND	2.0		µg/L	11/15/2022	EPA 8260
Tetrachloroethene	ND	1.0		µg/L	11/15/2022	EPA 8260
1,1,1,2-Tetrachloroethane	ND	1.0		µg/L	11/15/2022	EPA 8260
Chlorobenzene	ND	1.0		µg/L	11/15/2022	EPA 8260
Ethylbenzene	ND	0.50		µg/L	11/15/2022	EPA 8260
m,p-Xylene	ND	0.50		µg/L	11/15/2022	EPA 8260
Bromoform	ND	1.0		µg/L	11/15/2022	EPA 8260
Xylenes, Total	ND	0.50		µg/L	11/15/2022	EPA 8260
Styrene	ND	1.0		µg/L	11/15/2022	EPA 8260
o-Xylene	ND	0.50		µg/L	11/15/2022	EPA 8260
1,1,2,2-Tetrachloroethane	ND	1.0		µg/L	11/15/2022	EPA 8260
1,2,3-Trichloropropane	ND	2.0		µg/L	11/15/2022	EPA 8260
Isopropylbenzene	ND	1.0		µg/L	11/15/2022	EPA 8260
Bromobenzene	ND	1.0		µg/L	11/15/2022	EPA 8260
n-Propylbenzene	ND	1.0		µg/L	11/15/2022	EPA 8260
4-Chlorotoluene	ND	1.0		µg/L	11/15/2022	EPA 8260
2-Chlorotoluene	ND	1.0		µg/L	11/15/2022	EPA 8260
1,3,5-Trimethylbenzene	ND	1.0		µg/L	11/15/2022	EPA 8260
tert-Butylbenzene	ND	1.0		µg/L	11/15/2022	EPA 8260
1,2,4-Trimethylbenzene	ND	1.0		µg/L	11/15/2022	EPA 8260
sec-Butylbenzene	ND	1.0		µg/L	11/15/2022	EPA 8260
1,3-Dichlorobenzene	ND	1.0		µg/L	11/15/2022	EPA 8260
1,4-Dichlorobenzene	ND	1.0		µg/L	11/15/2022	EPA 8260
4-Isopropyltoluene	ND	1.0		µg/L	11/15/2022	EPA 8260
1,2-Dichlorobenzene	ND	1.0		µg/L	11/15/2022	EPA 8260
n-Butylbenzene	ND	1.0		µg/L	11/15/2022	EPA 8260
1,2-Dibromo-3-chloropropane (DBCP)	ND	5.0		µg/L	11/15/2022	EPA 8260
1,2,4-Trichlorobenzene	ND	2.0		µg/L	11/15/2022	EPA 8260
Naphthalene	ND	10		µg/L	11/15/2022	EPA 8260
1,2,3-Trichlorobenzene	ND	2.0		µg/L	11/15/2022	EPA 8260
Surr: 1,2-Dichloroethane-d4	115	70-130		%Rec	11/15/2022	EPA 8260
Surr: Toluene-d8	108	70-130		%Rec	11/15/2022	EPA 8260
Surr: 4-Bromofluorobenzene	87	70-130		%Rec	11/15/2022	EPA 8260

ALPHA ANALYTICAL INC.

Alpha Analytical, Inc.
255 Glendale Ave, #21
Sparks, Nevada 89431
TEL: (775) 355-1044 FAX: (775) 355-0406
Website: www.alpha-analytical.com

Analytical Report

WO#: **CHH2211111**
Report Date: **11/17/2022**

CLIENT: CH2M Hill
Collection Date: 11/3/2022 2:31:00 PM
Project: DFSP Norwalk
Lab ID: 2211111-19
Matrix: AQUEOUS
Client Sample ID: MW-18(MID)

Analyses	Result	RL	Qual	Units	Date Analyzed	Method
TPH-E (DRO)	0.14	0.050		mg/L	11/12/2022	EPA 8015C
Surr: Nonane	98	63-125		%Rec	11/12/2022	EPA 8015C
TPH-P (GRO)	ND	0.10		mg/L	11/15/2022	EPA 8015C
Surr: 1,2-Dichloroethane-d4	117	70-130		%Rec	11/15/2022	EPA 8015C
Surr: Toluene-d8	107	70-130		%Rec	11/15/2022	EPA 8015C
Surr: 4-Bromofluorobenzene	88	70-130		%Rec	11/15/2022	EPA 8015C
NOTES: Reporting Limit(s) increased due to sample foaming.						
Dichlorodifluoromethane	ND	1.0		µg/L	11/15/2022	EPA 8260
Chloromethane	ND	4.0		µg/L	11/15/2022	EPA 8260
Vinyl chloride	ND	1.0		µg/L	11/15/2022	EPA 8260
Chloroethane	ND	1.0		µg/L	11/15/2022	EPA 8260
Bromomethane	ND	4.0		µg/L	11/15/2022	EPA 8260
Trichlorofluoromethane	ND	10		µg/L	11/15/2022	EPA 8260
Acetone	ND	20		µg/L	11/15/2022	EPA 8260
1,1-Dichloroethene	ND	1.0		µg/L	11/15/2022	EPA 8260
Tertiary Butyl Alcohol (TBA)	17	10		µg/L	11/15/2022	EPA 8260
Dichloromethane	ND	5.0		µg/L	11/15/2022	EPA 8260
Freon-113	ND	10		µg/L	11/15/2022	EPA 8260
Carbon disulfide	ND	5.0		µg/L	11/15/2022	EPA 8260
trans-1,2-Dichloroethene	ND	1.0		µg/L	11/15/2022	EPA 8260
Methyl tert-butyl ether (MTBE)	0.79	0.50		µg/L	11/15/2022	EPA 8260
1,1-Dichloroethane	ND	1.0		µg/L	11/15/2022	EPA 8260
Vinyl acetate	ND	100		µg/L	11/15/2022	EPA 8260
2-Butanone (MEK)	ND	20		µg/L	11/15/2022	EPA 8260
Di-isopropyl Ether (DIPE)	15	1.0		µg/L	11/15/2022	EPA 8260
cis-1,2-Dichloroethene	ND	1.0		µg/L	11/15/2022	EPA 8260
Bromochloromethane	ND	1.0		µg/L	11/15/2022	EPA 8260
Chloroform	ND	1.0		µg/L	11/15/2022	EPA 8260
Ethyl Tertiary Butyl Ether (ETBE)	ND	1.0		µg/L	11/15/2022	EPA 8260
2,2-Dichloropropane	ND	1.0		µg/L	11/15/2022	EPA 8260
1,2-Dichloroethane	ND	1.0		µg/L	11/15/2022	EPA 8260
1,1,1-Trichloroethane	ND	1.0		µg/L	11/15/2022	EPA 8260
1,1-Dichloropropene	ND	1.0		µg/L	11/15/2022	EPA 8260
Carbon tetrachloride	ND	1.0		µg/L	11/15/2022	EPA 8260
Benzene	ND	0.50		µg/L	11/15/2022	EPA 8260
Tertiary Amyl Methyl Ether (TAME)	ND	1.0		µg/L	11/15/2022	EPA 8260
Dibromomethane	ND	1.0		µg/L	11/15/2022	EPA 8260
1,2-Dichloropropane	ND	1.0		µg/L	11/15/2022	EPA 8260
Trichloroethene	ND	1.0		µg/L	11/15/2022	EPA 8260
Bromodichloromethane	ND	1.0		µg/L	11/15/2022	EPA 8260
4-Methyl-2-pentanone (MIBK)	ND	10		µg/L	11/15/2022	EPA 8260
cis-1,3-Dichloropropene	ND	1.0		µg/L	11/15/2022	EPA 8260
trans-1,3-Dichloropropene	ND	1.0		µg/L	11/15/2022	EPA 8260
1,1,2-Trichloroethane	ND	1.0		µg/L	11/15/2022	EPA 8260
Toluene	ND	0.50		µg/L	11/15/2022	EPA 8260
1,3-Dichloropropane	ND	1.0		µg/L	11/15/2022	EPA 8260

ALPHA ANALYTICAL INC.

Alpha Analytical, Inc.
255 Glendale Ave, #21
Sparks, Nevada 89431
TEL: (775) 355-1044 FAX: (775) 355-0406
Website: www.alpha-analytical.com

Analytical Report

WO#: **CHH2211111**
Report Date: **11/17/2022**

CLIENT: CH2M Hill
Collection Date: 11/3/2022 2:31:00 PM
Project: DFSP Norwalk
Lab ID: 2211111-19
Matrix: AQUEOUS
Client Sample ID: MW-18(MID)

Analyses	Result	RL	Qual	Units	Date Analyzed	Method
2-Hexanone	ND	10		µg/L	11/15/2022	EPA 8260
Dibromochloromethane	ND	1.0		µg/L	11/15/2022	EPA 8260
1,2-Dibromoethane (EDB)	ND	4.0		µg/L	11/15/2022	EPA 8260
Tetrachloroethene	ND	1.0		µg/L	11/15/2022	EPA 8260
1,1,1,2-Tetrachloroethane	ND	1.0		µg/L	11/15/2022	EPA 8260
Chlorobenzene	ND	1.0		µg/L	11/15/2022	EPA 8260
Ethylbenzene	ND	0.50		µg/L	11/15/2022	EPA 8260
m,p-Xylene	ND	0.50		µg/L	11/15/2022	EPA 8260
Bromoform	ND	1.0		µg/L	11/15/2022	EPA 8260
Xylenes, Total	ND	0.50		µg/L	11/15/2022	EPA 8260
Styrene	ND	1.0		µg/L	11/15/2022	EPA 8260
o-Xylene	ND	0.50		µg/L	11/15/2022	EPA 8260
1,1,2,2-Tetrachloroethane	ND	1.0		µg/L	11/15/2022	EPA 8260
1,2,3-Trichloropropane	ND	4.0		µg/L	11/15/2022	EPA 8260
Isopropylbenzene	ND	1.0		µg/L	11/15/2022	EPA 8260
Bromobenzene	ND	1.0		µg/L	11/15/2022	EPA 8260
n-Propylbenzene	ND	1.0		µg/L	11/15/2022	EPA 8260
4-Chlorotoluene	ND	1.0		µg/L	11/15/2022	EPA 8260
2-Chlorotoluene	ND	1.0		µg/L	11/15/2022	EPA 8260
1,3,5-Trimethylbenzene	ND	1.0		µg/L	11/15/2022	EPA 8260
tert-Butylbenzene	ND	1.0		µg/L	11/15/2022	EPA 8260
1,2,4-Trimethylbenzene	ND	1.0		µg/L	11/15/2022	EPA 8260
sec-Butylbenzene	ND	1.0		µg/L	11/15/2022	EPA 8260
1,3-Dichlorobenzene	ND	1.0		µg/L	11/15/2022	EPA 8260
1,4-Dichlorobenzene	ND	1.0		µg/L	11/15/2022	EPA 8260
4-Isopropyltoluene	ND	1.0		µg/L	11/15/2022	EPA 8260
1,2-Dichlorobenzene	ND	1.0		µg/L	11/15/2022	EPA 8260
n-Butylbenzene	ND	1.0		µg/L	11/15/2022	EPA 8260
1,2-Dibromo-3-chloropropane (DBCP)	ND	6.0		µg/L	11/15/2022	EPA 8260
1,2,4-Trichlorobenzene	ND	4.0		µg/L	11/15/2022	EPA 8260
Naphthalene	ND	10		µg/L	11/15/2022	EPA 8260
1,2,3-Trichlorobenzene	ND	4.0		µg/L	11/15/2022	EPA 8260
Surr: 1,2-Dichloroethane-d4	117	70-130		%Rec	11/15/2022	EPA 8260
Surr: Toluene-d8	107	70-130		%Rec	11/15/2022	EPA 8260
Surr: 4-Bromofluorobenzene	88	70-130		%Rec	11/15/2022	EPA 8260

NOTES:
Reporting Limit(s) increased due to sample foaming.

ALPHA ANALYTICAL INC.

Alpha Analytical, Inc.
255 Glendale Ave, #21
Sparks, Nevada 89431
TEL: (775) 355-1044 FAX: (775) 355-0406
Website: www.alpha-analytical.com

Analytical Report

WO#: **CHH2211111**
Report Date: **11/17/2022**

CLIENT: CH2M Hill
Collection Date: 11/3/2022 3:55:00 PM
Project: DFSP Norwalk
Lab ID: 2211111-20
Matrix: AQUEOUS
Client Sample ID: GMW-25

Analyses	Result	RL	Qual	Units	Date Analyzed	Method
TPH-E (DRO)	0.34	0.050		mg/L	11/12/2022	EPA 8015C
Surr: Nonane	96	63-125		%Rec	11/12/2022	EPA 8015C
TPH-P (GRO)	ND	0.050		mg/L	11/15/2022	EPA 8015C
Surr: 1,2-Dichloroethane-d4	110	70-130		%Rec	11/15/2022	EPA 8015C
Surr: Toluene-d8	110	70-130		%Rec	11/15/2022	EPA 8015C
Surr: 4-Bromofluorobenzene	88	70-130		%Rec	11/15/2022	EPA 8015C
Dichlorodifluoromethane	ND	1.0		µg/L	11/15/2022	EPA 8260
Chloromethane	ND	2.0		µg/L	11/15/2022	EPA 8260
Vinyl chloride	ND	0.50		µg/L	11/15/2022	EPA 8260
Chloroethane	ND	1.0		µg/L	11/15/2022	EPA 8260
Bromomethane	ND	2.0		µg/L	11/15/2022	EPA 8260
Trichlorofluoromethane	ND	10		µg/L	11/15/2022	EPA 8260
Acetone	ND	10		µg/L	11/15/2022	EPA 8260
1,1-Dichloroethene	ND	1.0		µg/L	11/15/2022	EPA 8260
Tertiary Butyl Alcohol (TBA)	ND	10		µg/L	11/15/2022	EPA 8260
Dichloromethane	ND	5.0		µg/L	11/15/2022	EPA 8260
Freon-113	ND	10		µg/L	11/15/2022	EPA 8260
Carbon disulfide	ND	2.5		µg/L	11/15/2022	EPA 8260
trans-1,2-Dichloroethene	ND	1.0		µg/L	11/15/2022	EPA 8260
Methyl tert-butyl ether (MTBE)	ND	0.50		µg/L	11/15/2022	EPA 8260
1,1-Dichloroethane	ND	1.0		µg/L	11/15/2022	EPA 8260
Vinyl acetate	ND	50		µg/L	11/15/2022	EPA 8260
2-Butanone (MEK)	ND	10		µg/L	11/15/2022	EPA 8260
Di-isopropyl Ether (DIPE)	1.5	1.0		µg/L	11/15/2022	EPA 8260
cis-1,2-Dichloroethene	ND	1.0		µg/L	11/15/2022	EPA 8260
Bromochloromethane	ND	1.0		µg/L	11/15/2022	EPA 8260
Chloroform	ND	1.0		µg/L	11/15/2022	EPA 8260
Ethyl Tertiary Butyl Ether (ETBE)	ND	1.0		µg/L	11/15/2022	EPA 8260
2,2-Dichloropropane	ND	1.0		µg/L	11/15/2022	EPA 8260
1,2-Dichloroethane	ND	0.50		µg/L	11/15/2022	EPA 8260
1,1,1-Trichloroethane	ND	1.0		µg/L	11/15/2022	EPA 8260
1,1-Dichloropropene	ND	1.0		µg/L	11/15/2022	EPA 8260
Carbon tetrachloride	ND	1.0		µg/L	11/15/2022	EPA 8260
Benzene	ND	0.50		µg/L	11/15/2022	EPA 8260
Tertiary Amyl Methyl Ether (TAME)	ND	1.0		µg/L	11/15/2022	EPA 8260
Dibromomethane	ND	1.0		µg/L	11/15/2022	EPA 8260
1,2-Dichloropropane	ND	1.0		µg/L	11/15/2022	EPA 8260
Trichloroethene	ND	1.0		µg/L	11/15/2022	EPA 8260
Bromodichloromethane	ND	1.0		µg/L	11/15/2022	EPA 8260
4-Methyl-2-pentanone (MIBK)	ND	10		µg/L	11/15/2022	EPA 8260
cis-1,3-Dichloropropene	ND	0.50		µg/L	11/15/2022	EPA 8260
trans-1,3-Dichloropropene	ND	0.50		µg/L	11/15/2022	EPA 8260
1,1,2-Trichloroethane	ND	1.0		µg/L	11/15/2022	EPA 8260
Toluene	ND	0.50		µg/L	11/15/2022	EPA 8260
1,3-Dichloropropane	ND	1.0		µg/L	11/15/2022	EPA 8260
2-Hexanone	ND	5.0		µg/L	11/15/2022	EPA 8260
Dibromochloromethane	ND	1.0		µg/L	11/15/2022	EPA 8260

ALPHA ANALYTICAL INC.

Alpha Analytical, Inc.
255 Glendale Ave, #21
Sparks, Nevada 89431
TEL: (775) 355-1044 FAX: (775) 355-0406
Website: www.alpha-analytical.com

Analytical Report

WO#: **CHH2211111**
Report Date: **11/17/2022**

CLIENT: CH2M Hill
Collection Date: 11/3/2022 3:55:00 PM
Project: DFSP Norwalk
Lab ID: 2211111-20
Matrix: AQUEOUS
Client Sample ID: GMW-25

Analyses	Result	RL	Qual	Units	Date Analyzed	Method
1,2-Dibromoethane (EDB)	ND	2.0		µg/L	11/15/2022	EPA 8260
Tetrachloroethene	ND	1.0		µg/L	11/15/2022	EPA 8260
1,1,1,2-Tetrachloroethane	ND	1.0		µg/L	11/15/2022	EPA 8260
Chlorobenzene	ND	1.0		µg/L	11/15/2022	EPA 8260
Ethylbenzene	ND	0.50		µg/L	11/15/2022	EPA 8260
m,p-Xylene	ND	0.50		µg/L	11/15/2022	EPA 8260
Bromoform	ND	1.0		µg/L	11/15/2022	EPA 8260
Xylenes, Total	ND	0.50		µg/L	11/15/2022	EPA 8260
Styrene	ND	1.0		µg/L	11/15/2022	EPA 8260
o-Xylene	ND	0.50		µg/L	11/15/2022	EPA 8260
1,1,2,2-Tetrachloroethane	ND	1.0		µg/L	11/15/2022	EPA 8260
1,2,3-Trichloropropane	ND	2.0		µg/L	11/15/2022	EPA 8260
Isopropylbenzene	ND	1.0		µg/L	11/15/2022	EPA 8260
Bromobenzene	ND	1.0		µg/L	11/15/2022	EPA 8260
n-Propylbenzene	ND	1.0		µg/L	11/15/2022	EPA 8260
4-Chlorotoluene	ND	1.0		µg/L	11/15/2022	EPA 8260
2-Chlorotoluene	ND	1.0		µg/L	11/15/2022	EPA 8260
1,3,5-Trimethylbenzene	ND	1.0		µg/L	11/15/2022	EPA 8260
tert-Butylbenzene	ND	1.0		µg/L	11/15/2022	EPA 8260
1,2,4-Trimethylbenzene	ND	1.0		µg/L	11/15/2022	EPA 8260
sec-Butylbenzene	ND	1.0		µg/L	11/15/2022	EPA 8260
1,3-Dichlorobenzene	ND	1.0		µg/L	11/15/2022	EPA 8260
1,4-Dichlorobenzene	ND	1.0		µg/L	11/15/2022	EPA 8260
4-Isopropyltoluene	ND	1.0		µg/L	11/15/2022	EPA 8260
1,2-Dichlorobenzene	ND	1.0		µg/L	11/15/2022	EPA 8260
n-Butylbenzene	ND	1.0		µg/L	11/15/2022	EPA 8260
1,2-Dibromo-3-chloropropane (DBCP)	ND	5.0		µg/L	11/15/2022	EPA 8260
1,2,4-Trichlorobenzene	ND	2.0		µg/L	11/15/2022	EPA 8260
Naphthalene	ND	10		µg/L	11/15/2022	EPA 8260
1,2,3-Trichlorobenzene	ND	2.0		µg/L	11/15/2022	EPA 8260
Surr: 1,2-Dichloroethane-d4	110	70-130		%Rec	11/15/2022	EPA 8260
Surr: Toluene-d8	110	70-130		%Rec	11/15/2022	EPA 8260
Surr: 4-Bromofluorobenzene	88	70-130		%Rec	11/15/2022	EPA 8260

ALPHA ANALYTICAL INC.

Alpha Analytical, Inc.
255 Glendale Ave, #21
Sparks, Nevada 89431
TEL: (775) 355-1044 FAX: (775) 355-0406
Website: www.alpha-analytical.com

Analytical Report

WO#: **CHH2211111**
Report Date: **11/17/2022**

CLIENT: CH2M Hill
Collection Date: 11/3/2022 1:25:00 PM
Project: DFSP Norwalk
Lab ID: 2211111-21
Matrix: AQUEOUS
Client Sample ID: WCW-4

Analyses	Result	RL	Qual	Units	Date Analyzed	Method
TPH-E (DRO)	ND	0.050		mg/L	11/12/2022	EPA 8015C
Surr: Nonane	96	63-125		%Rec	11/12/2022	EPA 8015C
TPH-P (GRO)	ND	0.050		mg/L	11/15/2022	EPA 8015C
Surr: 1,2-Dichloroethane-d4	114	70-130		%Rec	11/15/2022	EPA 8015C
Surr: Toluene-d8	108	70-130		%Rec	11/15/2022	EPA 8015C
Surr: 4-Bromofluorobenzene	95	70-130		%Rec	11/15/2022	EPA 8015C
Dichlorodifluoromethane	ND	1.0		µg/L	11/15/2022	EPA 8260
Chloromethane	ND	2.0		µg/L	11/15/2022	EPA 8260
Vinyl chloride	ND	0.50		µg/L	11/15/2022	EPA 8260
Chloroethane	ND	1.0		µg/L	11/15/2022	EPA 8260
Bromomethane	ND	2.0		µg/L	11/15/2022	EPA 8260
Trichlorofluoromethane	ND	10		µg/L	11/15/2022	EPA 8260
Acetone	ND	10		µg/L	11/15/2022	EPA 8260
1,1-Dichloroethene	ND	1.0		µg/L	11/15/2022	EPA 8260
Tertiary Butyl Alcohol (TBA)	ND	10		µg/L	11/15/2022	EPA 8260
Dichloromethane	ND	5.0		µg/L	11/15/2022	EPA 8260
Freon-113	ND	10		µg/L	11/15/2022	EPA 8260
Carbon disulfide	ND	2.5		µg/L	11/15/2022	EPA 8260
trans-1,2-Dichloroethene	ND	1.0		µg/L	11/15/2022	EPA 8260
Methyl tert-butyl ether (MTBE)	0.56	0.50		µg/L	11/15/2022	EPA 8260
1,1-Dichloroethane	ND	1.0		µg/L	11/15/2022	EPA 8260
Vinyl acetate	ND	50		µg/L	11/15/2022	EPA 8260
2-Butanone (MEK)	ND	10		µg/L	11/15/2022	EPA 8260
Di-isopropyl Ether (DIPE)	ND	1.0		µg/L	11/15/2022	EPA 8260
cis-1,2-Dichloroethene	ND	1.0		µg/L	11/15/2022	EPA 8260
Bromochloromethane	ND	1.0		µg/L	11/15/2022	EPA 8260
Chloroform	ND	1.0		µg/L	11/15/2022	EPA 8260
Ethyl Tertiary Butyl Ether (ETBE)	ND	1.0		µg/L	11/15/2022	EPA 8260
2,2-Dichloropropane	ND	1.0		µg/L	11/15/2022	EPA 8260
1,2-Dichloroethane	ND	0.50		µg/L	11/15/2022	EPA 8260
1,1,1-Trichloroethane	ND	1.0		µg/L	11/15/2022	EPA 8260
1,1-Dichloropropene	ND	1.0		µg/L	11/15/2022	EPA 8260
Carbon tetrachloride	ND	1.0		µg/L	11/15/2022	EPA 8260
Benzene	ND	0.50		µg/L	11/15/2022	EPA 8260
Tertiary Amyl Methyl Ether (TAME)	ND	1.0		µg/L	11/15/2022	EPA 8260
Dibromomethane	ND	1.0		µg/L	11/15/2022	EPA 8260
1,2-Dichloropropane	ND	1.0		µg/L	11/15/2022	EPA 8260
Trichloroethene	ND	1.0		µg/L	11/15/2022	EPA 8260
Bromodichloromethane	ND	1.0		µg/L	11/15/2022	EPA 8260
4-Methyl-2-pentanone (MIBK)	ND	10		µg/L	11/15/2022	EPA 8260
cis-1,3-Dichloropropene	ND	0.50		µg/L	11/15/2022	EPA 8260
trans-1,3-Dichloropropene	ND	0.50		µg/L	11/15/2022	EPA 8260
1,1,2-Trichloroethane	ND	1.0		µg/L	11/15/2022	EPA 8260
Toluene	ND	0.50		µg/L	11/15/2022	EPA 8260
1,3-Dichloropropane	ND	1.0		µg/L	11/15/2022	EPA 8260
2-Hexanone	ND	5.0		µg/L	11/15/2022	EPA 8260
Dibromochloromethane	ND	1.0		µg/L	11/15/2022	EPA 8260

ALPHA ANALYTICAL INC.

Alpha Analytical, Inc.
255 Glendale Ave, #21
Sparks, Nevada 89431
TEL: (775) 355-1044 FAX: (775) 355-0406
Website: www.alpha-analytical.com

Analytical Report

WO#: **CHH2211111**
Report Date: **11/17/2022**

CLIENT: CH2M Hill
Collection Date: 11/3/2022 1:25:00 PM
Project: DFSP Norwalk
Lab ID: 2211111-21
Matrix: AQUEOUS
Client Sample ID: WCW-4

Analyses	Result	RL	Qual	Units	Date Analyzed	Method
1,2-Dibromoethane (EDB)	ND	2.0		µg/L	11/15/2022	EPA 8260
Tetrachloroethene	ND	1.0		µg/L	11/15/2022	EPA 8260
1,1,1,2-Tetrachloroethane	ND	1.0		µg/L	11/15/2022	EPA 8260
Chlorobenzene	ND	1.0		µg/L	11/15/2022	EPA 8260
Ethylbenzene	ND	0.50		µg/L	11/15/2022	EPA 8260
m,p-Xylene	ND	0.50		µg/L	11/15/2022	EPA 8260
Bromoform	ND	1.0		µg/L	11/15/2022	EPA 8260
Xylenes, Total	ND	0.50		µg/L	11/15/2022	EPA 8260
Styrene	ND	1.0		µg/L	11/15/2022	EPA 8260
o-Xylene	ND	0.50		µg/L	11/15/2022	EPA 8260
1,1,2,2-Tetrachloroethane	ND	1.0		µg/L	11/15/2022	EPA 8260
1,2,3-Trichloropropane	ND	2.0		µg/L	11/15/2022	EPA 8260
Isopropylbenzene	ND	1.0		µg/L	11/15/2022	EPA 8260
Bromobenzene	ND	1.0		µg/L	11/15/2022	EPA 8260
n-Propylbenzene	ND	1.0		µg/L	11/15/2022	EPA 8260
4-Chlorotoluene	ND	1.0		µg/L	11/15/2022	EPA 8260
2-Chlorotoluene	ND	1.0		µg/L	11/15/2022	EPA 8260
1,3,5-Trimethylbenzene	ND	1.0		µg/L	11/15/2022	EPA 8260
tert-Butylbenzene	ND	1.0		µg/L	11/15/2022	EPA 8260
1,2,4-Trimethylbenzene	ND	1.0		µg/L	11/15/2022	EPA 8260
sec-Butylbenzene	ND	1.0		µg/L	11/15/2022	EPA 8260
1,3-Dichlorobenzene	ND	1.0		µg/L	11/15/2022	EPA 8260
1,4-Dichlorobenzene	ND	1.0		µg/L	11/15/2022	EPA 8260
4-Isopropyltoluene	ND	1.0		µg/L	11/15/2022	EPA 8260
1,2-Dichlorobenzene	ND	1.0		µg/L	11/15/2022	EPA 8260
n-Butylbenzene	ND	1.0		µg/L	11/15/2022	EPA 8260
1,2-Dibromo-3-chloropropane (DBCP)	ND	5.0		µg/L	11/15/2022	EPA 8260
1,2,4-Trichlorobenzene	ND	2.0		µg/L	11/15/2022	EPA 8260
Naphthalene	ND	10		µg/L	11/15/2022	EPA 8260
1,2,3-Trichlorobenzene	ND	2.0		µg/L	11/15/2022	EPA 8260
Surr: 1,2-Dichloroethane-d4	114	70-130		%Rec	11/15/2022	EPA 8260
Surr: Toluene-d8	108	70-130		%Rec	11/15/2022	EPA 8260
Surr: 4-Bromofluorobenzene	95	70-130		%Rec	11/15/2022	EPA 8260

ALPHA ANALYTICAL INC.

Alpha Analytical, Inc.
255 Glendale Ave, #21
Sparks, Nevada 89431
TEL: (775) 355-1044 FAX: (775) 355-0406
Website: www.alpha-analytical.com

Analytical Report

WO#: **CHH2211111**
Report Date: **11/17/2022**

CLIENT: CH2M Hill
Collection Date: 11/3/2022 1:34:00 PM
Project: DFSP Norwalk
Lab ID: 2211111-22
Matrix: AQUEOUS
Client Sample ID: EB-6

Analyses	Result	RL	Qual	Units	Date Analyzed	Method
TPH-E (DRO)	ND	0.050		mg/L	11/14/2022	EPA 8015C
Surr: Nonane	95	63-125		%Rec	11/14/2022	EPA 8015C
TPH-P (GRO)	ND	0.050		mg/L	11/15/2022	EPA 8015C
Surr: 1,2-Dichloroethane-d4	115	70-130		%Rec	11/15/2022	EPA 8015C
Surr: Toluene-d8	107	70-130		%Rec	11/15/2022	EPA 8015C
Surr: 4-Bromofluorobenzene	92	70-130		%Rec	11/15/2022	EPA 8015C
Dichlorodifluoromethane	ND	1.0		µg/L	11/15/2022	EPA 8260
Chloromethane	ND	2.0		µg/L	11/15/2022	EPA 8260
Vinyl chloride	ND	0.50		µg/L	11/15/2022	EPA 8260
Chloroethane	ND	1.0		µg/L	11/15/2022	EPA 8260
Bromomethane	ND	2.0		µg/L	11/15/2022	EPA 8260
Trichlorofluoromethane	ND	10		µg/L	11/15/2022	EPA 8260
Acetone	11	10		µg/L	11/15/2022	EPA 8260
1,1-Dichloroethene	ND	1.0		µg/L	11/15/2022	EPA 8260
Tertiary Butyl Alcohol (TBA)	ND	10		µg/L	11/15/2022	EPA 8260
Dichloromethane	ND	5.0		µg/L	11/15/2022	EPA 8260
Freon-113	ND	10		µg/L	11/15/2022	EPA 8260
Carbon disulfide	ND	2.5		µg/L	11/15/2022	EPA 8260
trans-1,2-Dichloroethene	ND	1.0		µg/L	11/15/2022	EPA 8260
Methyl tert-butyl ether (MTBE)	ND	0.50		µg/L	11/15/2022	EPA 8260
1,1-Dichloroethane	ND	1.0		µg/L	11/15/2022	EPA 8260
Vinyl acetate	ND	50		µg/L	11/15/2022	EPA 8260
2-Butanone (MEK)	ND	10		µg/L	11/15/2022	EPA 8260
Di-isopropyl Ether (DIPE)	ND	1.0		µg/L	11/15/2022	EPA 8260
cis-1,2-Dichloroethene	ND	1.0		µg/L	11/15/2022	EPA 8260
Bromochloromethane	ND	1.0		µg/L	11/15/2022	EPA 8260
Chloroform	ND	1.0		µg/L	11/15/2022	EPA 8260
Ethyl Tertiary Butyl Ether (ETBE)	ND	1.0		µg/L	11/15/2022	EPA 8260
2,2-Dichloropropane	ND	1.0		µg/L	11/15/2022	EPA 8260
1,2-Dichloroethane	ND	0.50		µg/L	11/15/2022	EPA 8260
1,1,1-Trichloroethane	ND	1.0		µg/L	11/15/2022	EPA 8260
1,1-Dichloropropene	ND	1.0		µg/L	11/15/2022	EPA 8260
Carbon tetrachloride	ND	1.0		µg/L	11/15/2022	EPA 8260
Benzene	ND	0.50		µg/L	11/15/2022	EPA 8260
Tertiary Amyl Methyl Ether (TAME)	ND	1.0		µg/L	11/15/2022	EPA 8260
Dibromomethane	ND	1.0		µg/L	11/15/2022	EPA 8260
1,2-Dichloropropane	ND	1.0		µg/L	11/15/2022	EPA 8260
Trichloroethene	ND	1.0		µg/L	11/15/2022	EPA 8260
Bromodichloromethane	ND	1.0		µg/L	11/15/2022	EPA 8260
4-Methyl-2-pentanone (MIBK)	ND	10		µg/L	11/15/2022	EPA 8260
cis-1,3-Dichloropropene	ND	0.50		µg/L	11/15/2022	EPA 8260
trans-1,3-Dichloropropene	ND	0.50		µg/L	11/15/2022	EPA 8260
1,1,2-Trichloroethane	ND	1.0		µg/L	11/15/2022	EPA 8260
Toluene	ND	0.50		µg/L	11/15/2022	EPA 8260
1,3-Dichloropropane	ND	1.0		µg/L	11/15/2022	EPA 8260
2-Hexanone	ND	5.0		µg/L	11/15/2022	EPA 8260
Dibromochloromethane	ND	1.0		µg/L	11/15/2022	EPA 8260

ALPHA ANALYTICAL INC.

Alpha Analytical, Inc.
255 Glendale Ave, #21
Sparks, Nevada 89431
TEL: (775) 355-1044 FAX: (775) 355-0406
Website: www.alpha-analytical.com

Analytical Report

WO#: **CHH2211111**
Report Date: **11/17/2022**

CLIENT: CH2M Hill
Collection Date: 11/3/2022 1:34:00 PM
Project: DFSP Norwalk
Lab ID: 2211111-22
Matrix: AQUEOUS
Client Sample ID: EB-6

Analyses	Result	RL	Qual	Units	Date Analyzed	Method
1,2-Dibromoethane (EDB)	ND	2.0		µg/L	11/15/2022	EPA 8260
Tetrachloroethene	ND	1.0		µg/L	11/15/2022	EPA 8260
1,1,1,2-Tetrachloroethane	ND	1.0		µg/L	11/15/2022	EPA 8260
Chlorobenzene	ND	1.0		µg/L	11/15/2022	EPA 8260
Ethylbenzene	ND	0.50		µg/L	11/15/2022	EPA 8260
m,p-Xylene	ND	0.50		µg/L	11/15/2022	EPA 8260
Bromoform	ND	1.0		µg/L	11/15/2022	EPA 8260
Xylenes, Total	ND	0.50		µg/L	11/15/2022	EPA 8260
Styrene	ND	1.0		µg/L	11/15/2022	EPA 8260
o-Xylene	ND	0.50		µg/L	11/15/2022	EPA 8260
1,1,2,2-Tetrachloroethane	ND	1.0		µg/L	11/15/2022	EPA 8260
1,2,3-Trichloropropane	ND	2.0		µg/L	11/15/2022	EPA 8260
Isopropylbenzene	ND	1.0		µg/L	11/15/2022	EPA 8260
Bromobenzene	ND	1.0		µg/L	11/15/2022	EPA 8260
n-Propylbenzene	ND	1.0		µg/L	11/15/2022	EPA 8260
4-Chlorotoluene	ND	1.0		µg/L	11/15/2022	EPA 8260
2-Chlorotoluene	ND	1.0		µg/L	11/15/2022	EPA 8260
1,3,5-Trimethylbenzene	ND	1.0		µg/L	11/15/2022	EPA 8260
tert-Butylbenzene	ND	1.0		µg/L	11/15/2022	EPA 8260
1,2,4-Trimethylbenzene	ND	1.0		µg/L	11/15/2022	EPA 8260
sec-Butylbenzene	ND	1.0		µg/L	11/15/2022	EPA 8260
1,3-Dichlorobenzene	ND	1.0		µg/L	11/15/2022	EPA 8260
1,4-Dichlorobenzene	ND	1.0		µg/L	11/15/2022	EPA 8260
4-Isopropyltoluene	ND	1.0		µg/L	11/15/2022	EPA 8260
1,2-Dichlorobenzene	ND	1.0		µg/L	11/15/2022	EPA 8260
n-Butylbenzene	ND	1.0		µg/L	11/15/2022	EPA 8260
1,2-Dibromo-3-chloropropane (DBCP)	ND	5.0		µg/L	11/15/2022	EPA 8260
1,2,4-Trichlorobenzene	ND	2.0		µg/L	11/15/2022	EPA 8260
Naphthalene	ND	10		µg/L	11/15/2022	EPA 8260
1,2,3-Trichlorobenzene	ND	2.0		µg/L	11/15/2022	EPA 8260
Surr: 1,2-Dichloroethane-d4	115	70-130		%Rec	11/15/2022	EPA 8260
Surr: Toluene-d8	107	70-130		%Rec	11/15/2022	EPA 8260
Surr: 4-Bromofluorobenzene	92	70-130		%Rec	11/15/2022	EPA 8260

ALPHA ANALYTICAL INC.

Alpha Analytical, Inc.
255 Glendale Ave, #21
Sparks, Nevada 89431
TEL: (775) 355-1044 FAX: (775) 355-0406
Website: www.alpha-analytical.com

Analytical Report

WO#: **CHH2211111**
Report Date: **11/17/2022**

CLIENT: CH2M Hill
Collection Date: 11/3/2022 3:13:00 PM
Project: DFSP Norwalk
Lab ID: 2211111-23
Matrix: AQUEOUS
Client Sample ID: GMW-9

Analyses	Result	RL	Qual	Units	Date Analyzed	Method
TPH-E (DRO)	ND	0.050		mg/L	11/14/2022	EPA 8015C
Surr: Nonane	91	63-125		%Rec	11/14/2022	EPA 8015C
TPH-P (GRO)	ND	0.050		mg/L	11/15/2022	EPA 8015C
Surr: 1,2-Dichloroethane-d4	117	70-130		%Rec	11/15/2022	EPA 8015C
Surr: Toluene-d8	109	70-130		%Rec	11/15/2022	EPA 8015C
Surr: 4-Bromofluorobenzene	95	70-130		%Rec	11/15/2022	EPA 8015C
Dichlorodifluoromethane	ND	1.0		µg/L	11/15/2022	EPA 8260
Chloromethane	ND	2.0		µg/L	11/15/2022	EPA 8260
Vinyl chloride	ND	0.50		µg/L	11/15/2022	EPA 8260
Chloroethane	ND	1.0		µg/L	11/15/2022	EPA 8260
Bromomethane	ND	2.0		µg/L	11/15/2022	EPA 8260
Trichlorofluoromethane	ND	10		µg/L	11/15/2022	EPA 8260
Acetone	ND	10		µg/L	11/15/2022	EPA 8260
1,1-Dichloroethene	ND	1.0		µg/L	11/15/2022	EPA 8260
Tertiary Butyl Alcohol (TBA)	ND	10		µg/L	11/15/2022	EPA 8260
Dichloromethane	ND	5.0		µg/L	11/15/2022	EPA 8260
Freon-113	ND	10		µg/L	11/15/2022	EPA 8260
Carbon disulfide	ND	2.5		µg/L	11/15/2022	EPA 8260
trans-1,2-Dichloroethene	ND	1.0		µg/L	11/15/2022	EPA 8260
Methyl tert-butyl ether (MTBE)	ND	0.50		µg/L	11/15/2022	EPA 8260
1,1-Dichloroethane	ND	1.0		µg/L	11/15/2022	EPA 8260
Vinyl acetate	ND	50		µg/L	11/15/2022	EPA 8260
2-Butanone (MEK)	ND	10		µg/L	11/15/2022	EPA 8260
Di-isopropyl Ether (DIPE)	ND	1.0		µg/L	11/15/2022	EPA 8260
cis-1,2-Dichloroethene	ND	1.0		µg/L	11/15/2022	EPA 8260
Bromochloromethane	ND	1.0		µg/L	11/15/2022	EPA 8260
Chloroform	ND	1.0		µg/L	11/15/2022	EPA 8260
Ethyl Tertiary Butyl Ether (ETBE)	ND	1.0		µg/L	11/15/2022	EPA 8260
2,2-Dichloropropane	ND	1.0		µg/L	11/15/2022	EPA 8260
1,2-Dichloroethane	ND	0.50		µg/L	11/15/2022	EPA 8260
1,1,1-Trichloroethane	ND	1.0		µg/L	11/15/2022	EPA 8260
1,1-Dichloropropene	ND	1.0		µg/L	11/15/2022	EPA 8260
Carbon tetrachloride	ND	1.0		µg/L	11/15/2022	EPA 8260
Benzene	ND	0.50		µg/L	11/15/2022	EPA 8260
Tertiary Amyl Methyl Ether (TAME)	ND	1.0		µg/L	11/15/2022	EPA 8260
Dibromomethane	ND	1.0		µg/L	11/15/2022	EPA 8260
1,2-Dichloropropane	ND	1.0		µg/L	11/15/2022	EPA 8260
Trichloroethene	ND	1.0		µg/L	11/15/2022	EPA 8260
Bromodichloromethane	ND	1.0		µg/L	11/15/2022	EPA 8260
4-Methyl-2-pentanone (MIBK)	ND	10		µg/L	11/15/2022	EPA 8260
cis-1,3-Dichloropropene	ND	0.50		µg/L	11/15/2022	EPA 8260
trans-1,3-Dichloropropene	ND	0.50		µg/L	11/15/2022	EPA 8260
1,1,2-Trichloroethane	ND	1.0		µg/L	11/15/2022	EPA 8260
Toluene	ND	0.50		µg/L	11/15/2022	EPA 8260
1,3-Dichloropropane	ND	1.0		µg/L	11/15/2022	EPA 8260
2-Hexanone	ND	5.0		µg/L	11/15/2022	EPA 8260
Dibromochloromethane	ND	1.0		µg/L	11/15/2022	EPA 8260

ALPHA ANALYTICAL INC.

Alpha Analytical, Inc.
255 Glendale Ave, #21
Sparks, Nevada 89431
TEL: (775) 355-1044 FAX: (775) 355-0406
Website: www.alpha-analytical.com

Analytical Report

WO#: **CHH2211111**
Report Date: **11/17/2022**

CLIENT: CH2M Hill
Collection Date: 11/3/2022 3:13:00 PM
Project: DFSP Norwalk
Lab ID: 2211111-23
Matrix: AQUEOUS
Client Sample ID: GMW-9

Analyses	Result	RL	Qual	Units	Date Analyzed	Method
1,2-Dibromoethane (EDB)	ND	2.0		µg/L	11/15/2022	EPA 8260
Tetrachloroethene	ND	1.0		µg/L	11/15/2022	EPA 8260
1,1,1,2-Tetrachloroethane	ND	1.0		µg/L	11/15/2022	EPA 8260
Chlorobenzene	ND	1.0		µg/L	11/15/2022	EPA 8260
Ethylbenzene	ND	0.50		µg/L	11/15/2022	EPA 8260
m,p-Xylene	ND	0.50		µg/L	11/15/2022	EPA 8260
Bromoform	ND	1.0		µg/L	11/15/2022	EPA 8260
Xylenes, Total	ND	0.50		µg/L	11/15/2022	EPA 8260
Styrene	ND	1.0		µg/L	11/15/2022	EPA 8260
o-Xylene	ND	0.50		µg/L	11/15/2022	EPA 8260
1,1,2,2-Tetrachloroethane	ND	1.0		µg/L	11/15/2022	EPA 8260
1,2,3-Trichloropropane	ND	2.0		µg/L	11/15/2022	EPA 8260
Isopropylbenzene	ND	1.0		µg/L	11/15/2022	EPA 8260
Bromobenzene	ND	1.0		µg/L	11/15/2022	EPA 8260
n-Propylbenzene	ND	1.0		µg/L	11/15/2022	EPA 8260
4-Chlorotoluene	ND	1.0		µg/L	11/15/2022	EPA 8260
2-Chlorotoluene	ND	1.0		µg/L	11/15/2022	EPA 8260
1,3,5-Trimethylbenzene	ND	1.0		µg/L	11/15/2022	EPA 8260
tert-Butylbenzene	ND	1.0		µg/L	11/15/2022	EPA 8260
1,2,4-Trimethylbenzene	ND	1.0		µg/L	11/15/2022	EPA 8260
sec-Butylbenzene	ND	1.0		µg/L	11/15/2022	EPA 8260
1,3-Dichlorobenzene	ND	1.0		µg/L	11/15/2022	EPA 8260
1,4-Dichlorobenzene	ND	1.0		µg/L	11/15/2022	EPA 8260
4-Isopropyltoluene	ND	1.0		µg/L	11/15/2022	EPA 8260
1,2-Dichlorobenzene	ND	1.0		µg/L	11/15/2022	EPA 8260
n-Butylbenzene	ND	1.0		µg/L	11/15/2022	EPA 8260
1,2-Dibromo-3-chloropropane (DBCP)	ND	5.0		µg/L	11/15/2022	EPA 8260
1,2,4-Trichlorobenzene	ND	2.0		µg/L	11/15/2022	EPA 8260
Naphthalene	ND	10		µg/L	11/15/2022	EPA 8260
1,2,3-Trichlorobenzene	ND	2.0		µg/L	11/15/2022	EPA 8260
Surr: 1,2-Dichloroethane-d4	117	70-130		%Rec	11/15/2022	EPA 8260
Surr: Toluene-d8	109	70-130		%Rec	11/15/2022	EPA 8260
Surr: 4-Bromofluorobenzene	95	70-130		%Rec	11/15/2022	EPA 8260

ALPHA ANALYTICAL INC.

Alpha Analytical, Inc.
255 Glendale Ave, #21
Sparks, Nevada 89431
TEL: (775) 355-1044 FAX: (775) 355-0406
Website: www.alpha-analytical.com

Analytical Report

WO#: **CHH2211111**
Report Date: **11/17/2022**

CLIENT: CH2M Hill
Collection Date: 11/3/2022 7:00:00 AM
Project: DFSP Norwalk
Lab ID: 2211111-24
Matrix: AQUEOUS
Client Sample ID: TB-5

Analyses	Result	RL	Qual	Units	Date Analyzed	Method
Dichlorodifluoromethane	ND	1.0		µg/L	11/15/2022	EPA 8260
Chloromethane	ND	2.0		µg/L	11/15/2022	EPA 8260
Vinyl chloride	ND	0.50		µg/L	11/15/2022	EPA 8260
Chloroethane	ND	1.0		µg/L	11/15/2022	EPA 8260
Bromomethane	ND	2.0		µg/L	11/15/2022	EPA 8260
Trichlorofluoromethane	ND	10		µg/L	11/15/2022	EPA 8260
Acetone	25	10		µg/L	11/15/2022	EPA 8260
1,1-Dichloroethene	ND	1.0		µg/L	11/15/2022	EPA 8260
Tertiary Butyl Alcohol (TBA)	ND	10		µg/L	11/15/2022	EPA 8260
Dichloromethane	ND	5.0		µg/L	11/15/2022	EPA 8260
Freon-113	ND	10		µg/L	11/15/2022	EPA 8260
Carbon disulfide	ND	2.5		µg/L	11/15/2022	EPA 8260
trans-1,2-Dichloroethene	ND	1.0		µg/L	11/15/2022	EPA 8260
Methyl tert-butyl ether (MTBE)	ND	0.50		µg/L	11/15/2022	EPA 8260
1,1-Dichloroethane	ND	1.0		µg/L	11/15/2022	EPA 8260
Vinyl acetate	ND	50		µg/L	11/15/2022	EPA 8260
2-Butanone (MEK)	ND	10		µg/L	11/15/2022	EPA 8260
Di-isopropyl Ether (DIPE)	ND	1.0		µg/L	11/15/2022	EPA 8260
cis-1,2-Dichloroethene	ND	1.0		µg/L	11/15/2022	EPA 8260
Bromochloromethane	ND	1.0		µg/L	11/15/2022	EPA 8260
Chloroform	ND	1.0		µg/L	11/15/2022	EPA 8260
Ethyl Tertiary Butyl Ether (ETBE)	ND	1.0		µg/L	11/15/2022	EPA 8260
2,2-Dichloropropane	ND	1.0		µg/L	11/15/2022	EPA 8260
1,2-Dichloroethane	ND	0.50		µg/L	11/15/2022	EPA 8260
1,1,1-Trichloroethane	ND	1.0		µg/L	11/15/2022	EPA 8260
1,1-Dichloropropene	ND	1.0		µg/L	11/15/2022	EPA 8260
Carbon tetrachloride	ND	1.0		µg/L	11/15/2022	EPA 8260
Benzene	ND	0.50		µg/L	11/15/2022	EPA 8260
Tertiary Amyl Methyl Ether (TAME)	ND	1.0		µg/L	11/15/2022	EPA 8260
Dibromomethane	ND	1.0		µg/L	11/15/2022	EPA 8260
1,2-Dichloropropane	ND	1.0		µg/L	11/15/2022	EPA 8260
Trichloroethene	ND	1.0		µg/L	11/15/2022	EPA 8260
Bromodichloromethane	ND	1.0		µg/L	11/15/2022	EPA 8260
4-Methyl-2-pentanone (MIBK)	ND	10		µg/L	11/15/2022	EPA 8260
cis-1,3-Dichloropropene	ND	0.50		µg/L	11/15/2022	EPA 8260
trans-1,3-Dichloropropene	ND	0.50		µg/L	11/15/2022	EPA 8260
1,1,2-Trichloroethane	ND	1.0		µg/L	11/15/2022	EPA 8260
Toluene	ND	0.50		µg/L	11/15/2022	EPA 8260
1,3-Dichloropropane	ND	1.0		µg/L	11/15/2022	EPA 8260
2-Hexanone	ND	5.0		µg/L	11/15/2022	EPA 8260
Dibromochloromethane	ND	1.0		µg/L	11/15/2022	EPA 8260
1,2-Dibromoethane (EDB)	ND	2.0		µg/L	11/15/2022	EPA 8260
Tetrachloroethene	ND	1.0		µg/L	11/15/2022	EPA 8260
1,1,1,2-Tetrachloroethane	ND	1.0		µg/L	11/15/2022	EPA 8260
Chlorobenzene	ND	1.0		µg/L	11/15/2022	EPA 8260
Ethylbenzene	ND	0.50		µg/L	11/15/2022	EPA 8260
m,p-Xylene	ND	0.50		µg/L	11/15/2022	EPA 8260
Bromoform	ND	1.0		µg/L	11/15/2022	EPA 8260

ALPHA ANALYTICAL INC.

Alpha Analytical, Inc.
255 Glendale Ave, #21
Sparks, Nevada 89431
TEL: (775) 355-1044 FAX: (775) 355-0406
Website: www.alpha-analytical.com

Analytical Report

WO#: **CHH2211111**
Report Date: **11/17/2022**

CLIENT: CH2M Hill
Collection Date: 11/3/2022 7:00:00 AM
Project: DFSP Norwalk
Lab ID: 2211111-24
Matrix: AQUEOUS
Client Sample ID: TB-5

Analyses	Result	RL	Qual	Units	Date Analyzed	Method
Xylenes, Total	ND	0.50		µg/L	11/15/2022	EPA 8260
Styrene	ND	1.0		µg/L	11/15/2022	EPA 8260
o-Xylene	ND	0.50		µg/L	11/15/2022	EPA 8260
1,1,2,2-Tetrachloroethane	ND	1.0		µg/L	11/15/2022	EPA 8260
1,2,3-Trichloropropane	ND	2.0		µg/L	11/15/2022	EPA 8260
Isopropylbenzene	ND	1.0		µg/L	11/15/2022	EPA 8260
Bromobenzene	ND	1.0		µg/L	11/15/2022	EPA 8260
n-Propylbenzene	ND	1.0		µg/L	11/15/2022	EPA 8260
4-Chlorotoluene	ND	1.0		µg/L	11/15/2022	EPA 8260
2-Chlorotoluene	ND	1.0		µg/L	11/15/2022	EPA 8260
1,3,5-Trimethylbenzene	ND	1.0		µg/L	11/15/2022	EPA 8260
tert-Butylbenzene	ND	1.0		µg/L	11/15/2022	EPA 8260
1,2,4-Trimethylbenzene	ND	1.0		µg/L	11/15/2022	EPA 8260
sec-Butylbenzene	ND	1.0		µg/L	11/15/2022	EPA 8260
1,3-Dichlorobenzene	ND	1.0		µg/L	11/15/2022	EPA 8260
1,4-Dichlorobenzene	ND	1.0		µg/L	11/15/2022	EPA 8260
4-Isopropyltoluene	ND	1.0		µg/L	11/15/2022	EPA 8260
1,2-Dichlorobenzene	ND	1.0		µg/L	11/15/2022	EPA 8260
n-Butylbenzene	ND	1.0		µg/L	11/15/2022	EPA 8260
1,2-Dibromo-3-chloropropane (DBCP)	ND	5.0		µg/L	11/15/2022	EPA 8260
1,2,4-Trichlorobenzene	ND	2.0		µg/L	11/15/2022	EPA 8260
Naphthalene	ND	10		µg/L	11/15/2022	EPA 8260
1,2,3-Trichlorobenzene	ND	2.0		µg/L	11/15/2022	EPA 8260
Surr: 1,2-Dichloroethane-d4	116	70-130		%Rec	11/15/2022	EPA 8260
Surr: Toluene-d8	102	70-130		%Rec	11/15/2022	EPA 8260
Surr: 4-Bromofluorobenzene	89	70-130		%Rec	11/15/2022	EPA 8260

ALPHA ANALYTICAL INC.

Alpha Analytical, Inc.
255 Glendale Ave, #21
Sparks, Nevada 89431
TEL: (775) 355-1044 FAX: (775) 355-0406
Website: www.alpha-analytical.com

Analytical Report

WO#: **CHH2211111**
Report Date: **11/17/2022**

CLIENT: CH2M Hill
Collection Date: 11/3/2022 4:10:00 PM
Project: DFSP Norwalk
Lab ID: 2211111-25
Matrix: AQUEOUS
Client Sample ID: EB-5

Analyses	Result	RL	Qual	Units	Date Analyzed	Method
TPH-E (DRO)	ND	0.050		mg/L	11/14/2022	EPA 8015C
Surr: Nonane	95	63-125		%Rec	11/14/2022	EPA 8015C
TPH-P (GRO)	ND	0.050		mg/L	11/15/2022	EPA 8015C
Surr: 1,2-Dichloroethane-d4	116	70-130		%Rec	11/15/2022	EPA 8015C
Surr: Toluene-d8	109	70-130		%Rec	11/15/2022	EPA 8015C
Surr: 4-Bromofluorobenzene	94	70-130		%Rec	11/15/2022	EPA 8015C
Dichlorodifluoromethane	ND	1.0		µg/L	11/15/2022	EPA 8260
Chloromethane	ND	2.0		µg/L	11/15/2022	EPA 8260
Vinyl chloride	ND	0.50		µg/L	11/15/2022	EPA 8260
Chloroethane	ND	1.0		µg/L	11/15/2022	EPA 8260
Bromomethane	ND	2.0		µg/L	11/15/2022	EPA 8260
Trichlorofluoromethane	ND	10		µg/L	11/15/2022	EPA 8260
Acetone	ND	10		µg/L	11/15/2022	EPA 8260
1,1-Dichloroethene	ND	1.0		µg/L	11/15/2022	EPA 8260
Tertiary Butyl Alcohol (TBA)	ND	10		µg/L	11/15/2022	EPA 8260
Dichloromethane	ND	5.0		µg/L	11/15/2022	EPA 8260
Freon-113	ND	10		µg/L	11/15/2022	EPA 8260
Carbon disulfide	ND	2.5		µg/L	11/15/2022	EPA 8260
trans-1,2-Dichloroethene	ND	1.0		µg/L	11/15/2022	EPA 8260
Methyl tert-butyl ether (MTBE)	ND	0.50		µg/L	11/15/2022	EPA 8260
1,1-Dichloroethane	ND	1.0		µg/L	11/15/2022	EPA 8260
Vinyl acetate	ND	50		µg/L	11/15/2022	EPA 8260
2-Butanone (MEK)	ND	10		µg/L	11/15/2022	EPA 8260
Di-isopropyl Ether (DIPE)	ND	1.0		µg/L	11/15/2022	EPA 8260
cis-1,2-Dichloroethene	ND	1.0		µg/L	11/15/2022	EPA 8260
Bromochloromethane	ND	1.0		µg/L	11/15/2022	EPA 8260
Chloroform	ND	1.0		µg/L	11/15/2022	EPA 8260
Ethyl Tertiary Butyl Ether (ETBE)	ND	1.0		µg/L	11/15/2022	EPA 8260
2,2-Dichloropropane	ND	1.0		µg/L	11/15/2022	EPA 8260
1,2-Dichloroethane	ND	0.50		µg/L	11/15/2022	EPA 8260
1,1,1-Trichloroethane	ND	1.0		µg/L	11/15/2022	EPA 8260
1,1-Dichloropropene	ND	1.0		µg/L	11/15/2022	EPA 8260
Carbon tetrachloride	ND	1.0		µg/L	11/15/2022	EPA 8260
Benzene	ND	0.50		µg/L	11/15/2022	EPA 8260
Tertiary Amyl Methyl Ether (TAME)	ND	1.0		µg/L	11/15/2022	EPA 8260
Dibromomethane	ND	1.0		µg/L	11/15/2022	EPA 8260
1,2-Dichloropropane	ND	1.0		µg/L	11/15/2022	EPA 8260
Trichloroethene	ND	1.0		µg/L	11/15/2022	EPA 8260
Bromodichloromethane	ND	1.0		µg/L	11/15/2022	EPA 8260
4-Methyl-2-pentanone (MIBK)	ND	10		µg/L	11/15/2022	EPA 8260
cis-1,3-Dichloropropene	ND	0.50		µg/L	11/15/2022	EPA 8260
trans-1,3-Dichloropropene	ND	0.50		µg/L	11/15/2022	EPA 8260
1,1,2-Trichloroethane	ND	1.0		µg/L	11/15/2022	EPA 8260
Toluene	ND	0.50		µg/L	11/15/2022	EPA 8260
1,3-Dichloropropane	ND	1.0		µg/L	11/15/2022	EPA 8260
2-Hexanone	ND	5.0		µg/L	11/15/2022	EPA 8260
Dibromochloromethane	ND	1.0		µg/L	11/15/2022	EPA 8260

ALPHA ANALYTICAL INC.

Alpha Analytical, Inc.
255 Glendale Ave, #21
Sparks, Nevada 89431
TEL: (775) 355-1044 FAX: (775) 355-0406
Website: www.alpha-analytical.com

Analytical Report

WO#: **CHH2211111**
Report Date: **11/17/2022**

CLIENT: CH2M Hill
Collection Date: 11/3/2022 4:10:00 PM
Project: DFSP Norwalk
Lab ID: 2211111-25
Matrix: AQUEOUS
Client Sample ID: EB-5

Analyses	Result	RL	Qual	Units	Date Analyzed	Method
1,2-Dibromoethane (EDB)	ND	2.0		µg/L	11/15/2022	EPA 8260
Tetrachloroethene	ND	1.0		µg/L	11/15/2022	EPA 8260
1,1,1,2-Tetrachloroethane	ND	1.0		µg/L	11/15/2022	EPA 8260
Chlorobenzene	ND	1.0		µg/L	11/15/2022	EPA 8260
Ethylbenzene	ND	0.50		µg/L	11/15/2022	EPA 8260
m,p-Xylene	ND	0.50		µg/L	11/15/2022	EPA 8260
Bromoform	ND	1.0		µg/L	11/15/2022	EPA 8260
Xylenes, Total	ND	0.50		µg/L	11/15/2022	EPA 8260
Styrene	ND	1.0		µg/L	11/15/2022	EPA 8260
o-Xylene	ND	0.50		µg/L	11/15/2022	EPA 8260
1,1,2,2-Tetrachloroethane	ND	1.0		µg/L	11/15/2022	EPA 8260
1,2,3-Trichloropropane	ND	2.0		µg/L	11/15/2022	EPA 8260
Isopropylbenzene	ND	1.0		µg/L	11/15/2022	EPA 8260
Bromobenzene	ND	1.0		µg/L	11/15/2022	EPA 8260
n-Propylbenzene	ND	1.0		µg/L	11/15/2022	EPA 8260
4-Chlorotoluene	ND	1.0		µg/L	11/15/2022	EPA 8260
2-Chlorotoluene	ND	1.0		µg/L	11/15/2022	EPA 8260
1,3,5-Trimethylbenzene	ND	1.0		µg/L	11/15/2022	EPA 8260
tert-Butylbenzene	ND	1.0		µg/L	11/15/2022	EPA 8260
1,2,4-Trimethylbenzene	ND	1.0		µg/L	11/15/2022	EPA 8260
sec-Butylbenzene	ND	1.0		µg/L	11/15/2022	EPA 8260
1,3-Dichlorobenzene	ND	1.0		µg/L	11/15/2022	EPA 8260
1,4-Dichlorobenzene	ND	1.0		µg/L	11/15/2022	EPA 8260
4-Isopropyltoluene	ND	1.0		µg/L	11/15/2022	EPA 8260
1,2-Dichlorobenzene	ND	1.0		µg/L	11/15/2022	EPA 8260
n-Butylbenzene	ND	1.0		µg/L	11/15/2022	EPA 8260
1,2-Dibromo-3-chloropropane (DBCP)	ND	5.0		µg/L	11/15/2022	EPA 8260
1,2,4-Trichlorobenzene	ND	2.0		µg/L	11/15/2022	EPA 8260
Naphthalene	ND	10		µg/L	11/15/2022	EPA 8260
1,2,3-Trichlorobenzene	ND	2.0		µg/L	11/15/2022	EPA 8260
Surr: 1,2-Dichloroethane-d4	116	70-130		%Rec	11/15/2022	EPA 8260
Surr: Toluene-d8	109	70-130		%Rec	11/15/2022	EPA 8260
Surr: 4-Bromofluorobenzene	94	70-130		%Rec	11/15/2022	EPA 8260

ALPHA ANALYTICAL INC.

Alpha Analytical, Inc.
255 Glendale Ave, #21
Sparks, Nevada 89431
TEL: (775) 355-1044 FAX: (775) 355-0406
Website: www.alpha-analytical.com

QC SUMMARY REPORT

WO#: **2211111**

17-Nov-22

Client: CH2M Hill
Project: DFSP Norwalk **TestCode:** **TPH/E_W**

Sample ID: **MB-17380** SampType: **MBLK** TestCode: **TPH/E_W** Units: **mg/L**
Client ID: **PBW** Batch ID: **17380** TestNo: **SW8015** **SW8015**
Prep Date: **11/10/2022** RunNo: **16074** SeqNo: **467621**
Analysis Date: **11/11/2022**

Analyte	Result	PQL	SPK Value	SPK Ref Val	%REC	LowLimit	HighLimit	RPD Ref Val	%RPD	RPDLimit	Qual
TPH-E (DRO)	ND	0.05									
Surr: Nonane	0.15		0.15		101	63	125				

Sample ID: **LCS-17380** SampType: **LCS** TestCode: **TPH/E_W** Units: **mg/L**
Client ID: **LCSW** Batch ID: **17380** TestNo: **SW8015** **SW8015**
Prep Date: **11/10/2022** RunNo: **16074** SeqNo: **467622**
Analysis Date: **11/11/2022**

Analyte	Result	PQL	SPK Value	SPK Ref Val	%REC	LowLimit	HighLimit	RPD Ref Val	%RPD	RPDLimit	Qual
TPH-E (DRO)	2.71	0.05	2.5	0	108	89.6	123				
Surr: Nonane	0.154		0.15		103	60	129				

Sample ID: **2211111-03AMSD** SampType: **MSD** TestCode: **TPH/E_W** Units: **mg/L**
Client ID: **HL-2MSD** Batch ID: **17380** TestNo: **SW8015** **SW8015**
Prep Date: **11/10/2022** RunNo: **16074** SeqNo: **467650**
Analysis Date: **11/11/2022**

Analyte	Result	PQL	SPK Value	SPK Ref Val	%REC	LowLimit	HighLimit	RPD Ref Val	%RPD	RPDLimit	Qual
TPH-E (DRO)	2.86	0.1	2.5	0.027	113	79	140	2.8	2	8	
Surr: Nonane	0.307		0.3		102	68.8	128	0.297	0	0	

Sample ID: **2211111-03AMS** SampType: **MS** TestCode: **TPH/E_W** Units: **mg/L**
Client ID: **HL-2MS** Batch ID: **17380** TestNo: **SW8015** **SW8015**
Prep Date: **11/10/2022** RunNo: **16074** SeqNo: **467625**
Analysis Date: **11/11/2022**

Analyte	Result	PQL	SPK Value	SPK Ref Val	%REC	LowLimit	HighLimit	RPD Ref Val	%RPD	RPDLimit	Qual
TPH-E (DRO)	2.8	0.1	2.5	0.027	111	79	140				
Surr: Nonane	0.297		0.3		99.0	68.8	128				

Qualifiers:

B	Analyte detected in the associated Method Blank
ND	Not Detected at the Reporting Limit
R	RPD outside accepted recovery limits
S	Spike Recovery outside accepted recovery limits

ALPHA ANALYTICAL INC.

Alpha Analytical, Inc.
255 Glendale Ave, #21
Sparks, Nevada 89431
TEL: (775) 355-1044 FAX: (775) 355-0406
Website: www.alpha-analytical.com

QC SUMMARY REPORT

WO#: **2211111**

17-Nov-22

Client: CH2M Hill
Project: DFSP Norwalk **TestCode:** **TPH/E_W**

Sample ID: **MB-17401** SampType: **MBLK** TestCode: **TPH/E_W** Units: **mg/L**
Client ID: **PBW** Batch ID: **17401** TestNo: **SW8015** **SW8015**
Prep Date: **11/14/2022** RunNo: **16074** SeqNo: **467600**
Analysis Date: **11/14/2022**

Analyte	Result	PQL	SPK Value	SPK Ref Val	%REC	LowLimit	HighLimit	RPD Ref Val	%RPD	RPDLimit	Qual
TPH-E (DRO)	ND	0.05									
Surr: Nonane	0.15		0.15		103	63	125				

Sample ID: **LCS-17401** SampType: **LCS** TestCode: **TPH/E_W** Units: **mg/L**
Client ID: **LCSW** Batch ID: **17401** TestNo: **SW8015** **SW8015**
Prep Date: **11/14/2022** RunNo: **16074** SeqNo: **467601**
Analysis Date: **11/14/2022**

Analyte	Result	PQL	SPK Value	SPK Ref Val	%REC	LowLimit	HighLimit	RPD Ref Val	%RPD	RPDLimit	Qual
TPH-E (DRO)	2.66	0.05	2.5	0	106	89.6	123				
Surr: Nonane	0.138		0.15		92.0	60	129				

Sample ID: **2211144-02AMSD** SampType: **MSD** TestCode: **TPH/E_W** Units: **mg/L**
Client ID: **BatchQC** Batch ID: **17401** TestNo: **SW8015** **SW8015**
Prep Date: **11/14/2022** RunNo: **16074** SeqNo: **467607**
Analysis Date: **11/14/2022**

Analyte	Result	PQL	SPK Value	SPK Ref Val	%REC	LowLimit	HighLimit	RPD Ref Val	%RPD	RPDLimit	Qual
TPH-E (DRO)	2.97	0.1	2.5	0	119	79	140	2.95	0.78	8	
Surr: Nonane	0.301		0.3		100	68.8	128	0.298	0	0	

Sample ID: **2211144-02AMS** SampType: **MS** TestCode: **TPH/E_W** Units: **mg/L**
Client ID: **BatchQC** Batch ID: **17401** TestNo: **SW8015** **SW8015**
Prep Date: **11/14/2022** RunNo: **16074** SeqNo: **467606**
Analysis Date: **11/14/2022**

Analyte	Result	PQL	SPK Value	SPK Ref Val	%REC	LowLimit	HighLimit	RPD Ref Val	%RPD	RPDLimit	Qual
TPH-E (DRO)	2.95	0.1	2.5	0	118	79	140				
Surr: Nonane	0.298		0.3		99.3	68.8	128				

Qualifiers:

B	Analyte detected in the associated Method Blank
ND	Not Detected at the Reporting Limit
R	RPD outside accepted recovery limits
S	Spike Recovery outside accepted recovery limits

ALPHA ANALYTICAL INC.

Alpha Analytical, Inc.
255 Glendale Ave, #21
Sparks, Nevada 89431
TEL: (775) 355-1044 FAX: (775) 355-0406
Website: www.alpha-analytical.com

QC SUMMARY REPORT

WO#: **2211111**

17-Nov-22

Client: CH2M Hill
Project: DFSP Norwalk **TestCode:** **TPH/P_W**

Sample ID: **MB-17399** SampType: **MBLK** TestCode: **TPH/P_W** Units: **mg/L**
Client ID: **PBW** Batch ID: **A17399B** TestNo: **SW8015**
Prep Date: **11/14/2022** RunNo: **16073** SeqNo: **467571**
Analysis Date: **11/14/2022**

Analyte	Result	PQL	SPK Value	SPK Ref Val	%REC	LowLimit	HighLimit	RPD Ref Val	%RPD	RPDLimit	Qual
TPH-P (GRO)	ND	0.05									
Surr: 1,2-Dichloroethane-d4	0.01		0.01		101	69.51	130.49				
Surr: Toluene-d8	0.011		0.01		108	69.51	130.49				
Surr: 4-Bromofluorobenzene	0.011		0.01		108	69.51	130.49				

Sample ID: **GLCS-17399** SampType: **GLCS** TestCode: **TPH/P_W** Units: **mg/L**
Client ID: **BatchQC** Batch ID: **A17399B** TestNo: **SW8015**
Prep Date: **11/14/2022** RunNo: **16073** SeqNo: **467570**
Analysis Date: **11/14/2022**

Analyte	Result	PQL	SPK Value	SPK Ref Val	%REC	LowLimit	HighLimit	RPD Ref Val	%RPD	RPDLimit	Qual
TPH-P (GRO)	0.348	0.05	0.4	0	87.0	73.9	126				
Surr: 1,2-Dichloroethane-d4	0.0101		0.01		101	69.51	130.49				
Surr: Toluene-d8	0.0095		0.01		95.0	69.51	130.49				
Surr: 4-Bromofluorobenzene	0.0116		0.01		116	69.51	130.49				

Sample ID: **2211111-05AGSD** SampType: **GSD** TestCode: **TPH/P_W** Units: **mg/L**
Client ID: **DUP-2** Batch ID: **A17399B** TestNo: **SW8015**
Prep Date: **11/14/2022** RunNo: **16073** SeqNo: **467575**
Analysis Date: **11/14/2022**

Analyte	Result	PQL	SPK Value	SPK Ref Val	%REC	LowLimit	HighLimit	RPD Ref Val	%RPD	RPDLimit	Qual
TPH-P (GRO)	1.83	0.25	2	0	91.5	60	125	1.93	5.3	28	
Surr: 1,2-Dichloroethane-d4	0.049		0.05		98.1	69.51	130.49	0.0505	0	0	
Surr: Toluene-d8	0.048		0.05		95.9	69.51	130.49	0.0477	0	0	
Surr: 4-Bromofluorobenzene	0.0584		0.05		117	69.51	130.49	0.0561	0	0	

Sample ID: **2211111-05AGS** SampType: **GS** TestCode: **TPH/P_W** Units: **mg/L**
Client ID: **DUP-2** Batch ID: **A17399B** TestNo: **SW8015**
Prep Date: **11/14/2022** RunNo: **16073** SeqNo: **467574**
Analysis Date: **11/14/2022**

Analyte	Result	PQL	SPK Value	SPK Ref Val	%REC	LowLimit	HighLimit	RPD Ref Val	%RPD	RPDLimit	Qual
TPH-P (GRO)	1.93	0.25	2	0	96.5	60	125				
Surr: 1,2-Dichloroethane-d4	0.0505		0.05		101	69.51	130.49				
Surr: Toluene-d8	0.0477		0.05		95.4	69.51	130.49				
Surr: 4-Bromofluorobenzene	0.0561		0.05		112	69.51	130.49				

Qualifiers:

B	Analyte detected in the associated Method Blank
ND	Not Detected at the Reporting Limit
R	RPD outside accepted recovery limits
S	Spike Recovery outside accepted recovery limits

ALPHA ANALYTICAL INC.

Alpha Analytical, Inc.
255 Glendale Ave, #21
Sparks, Nevada 89431
TEL: (775) 355-1044 FAX: (775) 355-0406
Website: www.alpha-analytical.com

QC SUMMARY REPORT

WO#: **2211111**

17-Nov-22

Client: CH2M Hill
Project: DFSP Norwalk **TestCode:** **TPH/P_W**

Sample ID: **2211111-05AGS** SampType: **GS** TestCode: **TPH/P_W** Units: **mg/L**
Client ID: **DUP-2** Batch ID: **A17399B** TestNo: **SW8015**
Prep Date: **11/14/2022** RunNo: **16073** SeqNo: **467574**
Analysis Date: **11/14/2022**

Analyte	Result	PQL	SPK Value	SPK Ref Val	%REC	LowLimit	HighLimit	RPD Ref Val	%RPD	RPDLimit	Qual

Sample ID: **MB-17409** SampType: **MBLK** TestCode: **TPH/P_W** Units: **mg/L**
Client ID: **PBW** Batch ID: **A17409B** TestNo: **SW8015**
Prep Date: **11/15/2022** RunNo: **16075** SeqNo: **467870**
Analysis Date: **11/15/2022**

Analyte	Result	PQL	SPK Value	SPK Ref Val	%REC	LowLimit	HighLimit	RPD Ref Val	%RPD	RPDLimit	Qual
TPH-P (GRO)	ND	0.05									
Surr: 1,2-Dichloroethane-d4	0.011		0.01		112	69.51	130.49				
Surr: Toluene-d8	0.011		0.01		106	69.51	130.49				
Surr: 4-Bromofluorobenzene	0.01		0.01		101	69.51	130.49				

Sample ID: **GLCS-17409** SampType: **GLCS** TestCode: **TPH/P_W** Units: **mg/L**
Client ID: **BatchQC** Batch ID: **A17409B** TestNo: **SW8015**
Prep Date: **11/15/2022** RunNo: **16075** SeqNo: **467869**
Analysis Date: **11/15/2022**

Analyte	Result	PQL	SPK Value	SPK Ref Val	%REC	LowLimit	HighLimit	RPD Ref Val	%RPD	RPDLimit	Qual
TPH-P (GRO)	0.377	0.05	0.4	0	94.1	73.9	126				
Surr: 1,2-Dichloroethane-d4	0.0106		0.01		106	69.51	130.49				
Surr: Toluene-d8	0.00935		0.01		93.5	69.51	130.49				
Surr: 4-Bromofluorobenzene	0.0109		0.01		109	69.51	130.49				

Sample ID: **2211111-22AGSD** SampType: **GSD** TestCode: **TPH/P_W** Units: **mg/L**
Client ID: **EB-6** Batch ID: **A17409B** TestNo: **SW8015**
Prep Date: **11/15/2022** RunNo: **16075** SeqNo: **467872**
Analysis Date: **11/15/2022**

Analyte	Result	PQL	SPK Value	SPK Ref Val	%REC	LowLimit	HighLimit	RPD Ref Val	%RPD	RPDLimit	Qual
TPH-P (GRO)	1.75	0.25	2	0	87.5	60	125	1.7	2.9	28	
Surr: 1,2-Dichloroethane-d4	0.0493		0.05		98.6	69.51	130.49	0.0501	0	0	
Surr: Toluene-d8	0.0477		0.05		95.4	69.51	130.49	0.0487	0	0	
Surr: 4-Bromofluorobenzene	0.0559		0.05		112	69.51	130.49	0.0555	0	0	

Qualifiers:

B	Analyte detected in the associated Method Blank
ND	Not Detected at the Reporting Limit
R	RPD outside accepted recovery limits
S	Spike Recovery outside accepted recovery limits

ALPHA ANALYTICAL INC.

Alpha Analytical, Inc.
255 Glendale Ave, #21
Sparks, Nevada 89431
TEL: (775) 355-1044 FAX: (775) 355-0406
Website: www.alpha-analytical.com

QC SUMMARY REPORT

WO#: **2211111**

17-Nov-22

Client: CH2M Hill
Project: DFSP Norwalk **TestCode:** **TPH/P_W**

Sample ID: **2211111-22AGS** SampType: **GS** TestCode: **TPH/P_W** Units: **mg/L**
Client ID: **EB-6** Batch ID: **A17409B** TestNo: **SW8015**
Prep Date: **11/15/2022** RunNo: **16075** SeqNo: **467871**
Analysis Date: **11/15/2022**

Analyte	Result	PQL	SPK Value	SPK Ref Val	%REC	LowLimit	HighLimit	RPD Ref Val	%RPD	RPDLimit	Qual
TPH-P (GRO)	1.7	0.25	2	0	85.0	60	125				
Surr: 1,2-Dichloroethane-d4	0.0501		0.05		100	69.51	130.49				
Surr: Toluene-d8	0.0487		0.05		97.3	69.51	130.49				
Surr: 4-Bromofluorobenzene	0.0555		0.05		111	69.51	130.49				

Qualifiers:

B	Analyte detected in the associated Method Blank
ND	Not Detected at the Reporting Limit
R	RPD outside accepted recovery limits
S	Spike Recovery outside accepted recovery limits

ALPHA ANALYTICAL INC.

Alpha Analytical, Inc.
255 Glendale Ave, #21
Sparks, Nevada 89431
TEL: (775) 355-1044 FAX: (775) 355-0406
Website: www.alpha-analytical.com

QC SUMMARY REPORT

WO#: **2211111**

17-Nov-22

Client: CH2M Hill
Project: DFSP Norwalk **TestCode:** **VOC_W**

Sample ID: **MB-17399** SampType: **MBLK** TestCode: **VOC_W** Units: **µg/L**
Client ID: **PBW** Batch ID: **A17399** TestNo: **SW8260C**
Prep Date: **11/14/2022** RunNo: **16073** SeqNo: **467567**
Analysis Date: **11/14/2022**

Analyte	Result	PQL	SPK Value	SPK Ref Val	%REC	LowLimit	HighLimit	RPD Ref Val	%RPD	RPDLimit	Qual
Dichlorodifluoromethane	ND	1									
Chloromethane	ND	2									
Vinyl chloride	ND	1									
Chloroethane	ND	1									
Bromomethane	ND	2									
Trichlorofluoromethane	ND	1									
Acetone	ND	10									
1,1-Dichloroethene	ND	1									
Tertiary Butyl Alcohol (TBA)	ND	10									
Dichloromethane	ND	2									
Freon-113	ND	1									
Carbon disulfide	ND	2.5									
trans-1,2-Dichloroethene	ND	1									
Methyl tert-butyl ether (MTBE)	ND	0.5									
1,1-Dichloroethane	ND	1									
Vinyl acetate	ND	50									
2-Butanone (MEK)	ND	10									
Di-isopropyl Ether (DIPE)	ND	1									
cis-1,2-Dichloroethene	ND	1									
Bromochloromethane	ND	1									
Chloroform	ND	1									
Ethyl Tertiary Butyl Ether (ETBE)	ND	1									
2,2-Dichloropropane	ND	1									
1,2-Dichloroethane	ND	1									
1,1,1-Trichloroethane	ND	1									
1,1-Dichloropropene	ND	1									
Carbon tetrachloride	ND	1									
Benzene	ND	0.5									
Tertiary Amyl Methyl Ether (TAME)	ND	1									
Dibromomethane	ND	1									
1,2-Dichloropropane	ND	1									
Trichloroethene	ND	1									
Bromodichloromethane	ND	1									
4-Methyl-2-pentanone (MIBK)	ND	2.5									
cis-1,3-Dichloropropene	ND	1									
trans-1,3-Dichloropropene	ND	1									
1,1,2-Trichloroethane	ND	1									
Toluene	ND	0.5									
1,3-Dichloropropane	ND	1									
2-Hexanone	ND	5									

Qualifiers:

B	Analyte detected in the associated Method Blank
ND	Not Detected at the Reporting Limit
R	RPD outside accepted recovery limits
S	Spike Recovery outside accepted recovery limits

ALPHA ANALYTICAL INC.

Alpha Analytical, Inc.
255 Glendale Ave, #21
Sparks, Nevada 89431
TEL: (775) 355-1044 FAX: (775) 355-0406
Website: www.alpha-analytical.com

QC SUMMARY REPORT

WO#: **2211111**

17-Nov-22

Client: CH2M Hill
Project: DFSP Norwalk **TestCode:** **VOC_W**

Sample ID: **MB-17399** SampType: **MBLK** TestCode: **VOC_W** Units: **µg/L**
Client ID: **PBW** Batch ID: **A17399** TestNo: **SW8260C**
Prep Date: **11/14/2022** RunNo: **16073** SeqNo: **467567**
Analysis Date: **11/14/2022**

Analyte	Result	PQL	SPK Value	SPK Ref Val	%REC	LowLimit	HighLimit	RPD Ref Val	%RPD	RPDLimit	Qual
Dibromochloromethane	ND	1									
1,2-Dibromoethane (EDB)	ND	2									
Tetrachloroethene	ND	1									
1,1,1,2-Tetrachloroethane	ND	1									
Chlorobenzene	ND	1									
Ethylbenzene	ND	0.5									
m,p-Xylene	ND	0.5									
Bromoform	ND	1									
Xylenes, Total	ND	0.5									
Styrene	ND	1									
o-Xylene	ND	0.5									
1,1,2,2-Tetrachloroethane	ND	1									
1,2,3-Trichloropropane	ND	2									
Isopropylbenzene	ND	1									
Bromobenzene	ND	1									
n-Propylbenzene	ND	1									
4-Chlorotoluene	ND	1									
2-Chlorotoluene	ND	1									
1,3,5-Trimethylbenzene	ND	1									
tert-Butylbenzene	ND	1									
1,2,4-Trimethylbenzene	ND	1									
sec-Butylbenzene	ND	1									
1,3-Dichlorobenzene	ND	1									
1,4-Dichlorobenzene	ND	1									
4-Isopropyltoluene	ND	1									
1,2-Dichlorobenzene	ND	1									
n-Butylbenzene	ND	1									
1,2-Dibromo-3-chloropropane (DBCP)	ND	3									
1,2,4-Trichlorobenzene	ND	2									
Naphthalene	ND	2									
1,2,3-Trichlorobenzene	ND	2									
Surr: 1,2-Dichloroethane-d4	10		10		101	69.51	130.49				
Surr: Toluene-d8	11		10		108	69.51	130.49				
Surr: 4-Bromofluorobenzene	11		10		108	69.51	130.49				

Qualifiers:

B	Analyte detected in the associated Method Blank
ND	Not Detected at the Reporting Limit
R	RPD outside accepted recovery limits
S	Spike Recovery outside accepted recovery limits

ALPHA ANALYTICAL INC.

Alpha Analytical, Inc.
255 Glendale Ave, #21
Sparks, Nevada 89431
TEL: (775) 355-1044 FAX: (775) 355-0406
Website: www.alpha-analytical.com

QC SUMMARY REPORT

WO#: **2211111**

17-Nov-22

Client: CH2M Hill
Project: DFSP Norwalk **TestCode:** **VOC_W**

Sample ID: **LCS-17399** SampType: **LCS** TestCode: **VOC_W** Units: **µg/L**
Client ID: **LCSW** Batch ID: **A17399** TestNo: **SW8260C**
Prep Date: **11/14/2022** RunNo: **16073** SeqNo: **467566**
Analysis Date: **11/14/2022**

Analyte	Result	PQL	SPK Value	SPK Ref Val	%REC	LowLimit	HighLimit	RPD Ref Val	%RPD	RPDLimit	Qual
Dichlorodifluoromethane	10.6	1	10	0	106	16.9	124				
Chloromethane	8.13	2	10	0	81.3	25.9	136				
Vinyl chloride	8.48	1	10	0	84.8	47.8	132				
Chloroethane	10.3	1	10	0	103	62.3	169				
Bromomethane	4.63	2	10	0	46.3	33.8	135				
Trichlorofluoromethane	11.1	1	10	0	111	16.8	155				
Acetone	158	10	200	0	79.1	72	124				
1,1-Dichloroethene	9.26	1	10	0	92.6	65.2	129				
Tertiary Butyl Alcohol (TBA)	62.9	10	100	0	62.9	52.9	128.4				
Dichloromethane	8.13	2	10	0	81.3	65.2	129				
Freon-113	10.2	1	10	0	102	52.4	143				
trans-1,2-Dichloroethene	8.55	1	10	0	85.5	66.7	132				
Methyl tert-butyl ether (MTBE)	7.37	0.5	10	0	73.7	52.9	125				
1,1-Dichloroethane	10.1	1	10	0	101	66.6	129				
2-Butanone (MEK)	176	10	200	0	88.1	63.7	120.4				
Di-isopropyl Ether (DIPE)	7.94	1	10	0	79.4	63.6	131				
cis-1,2-Dichloroethene	9.84	1	10	0	98.4	59.2	131				
Bromochloromethane	9.68	1	10	0	96.8	65.9	121				
Chloroform	10.9	1	10	0	109	56.5	149				
Ethyl Tertiary Butyl Ether (ETBE)	9.82	1	10	0	98.2	44.6	136				
2,2-Dichloropropane	11.9	1	10	0	120	58.2	146				
1,2-Dichloroethane	11	1	10	0	110	73.4	120.4				
1,1,1-Trichloroethane	12	1	10	0	120	52.7	144				
1,1-Dichloropropene	11.6	1	10	0	116	85.6	131				
Carbon tetrachloride	12	1	10	0	120	30.9	175				
Benzene	10.1	0.5	10	0	101	79.5	120.4				
Tertiary Amyl Methyl Ether (TAME)	10.2	1	10	0	102	52.4	141				
Dibromomethane	10.3	1	10	0	103	78.5	120.4				
1,2-Dichloropropane	11.2	1	10	0	112	79.5	126				
Trichloroethene	9.89	1	10	0	98.9	69	120.4				
Bromodichloromethane	9.79	1	10	0	97.9	73.9	122				
4-Methyl-2-pentanone (MIBK)	23.1	2.5	25	0	92.5	66.4	122				
cis-1,3-Dichloropropene	10.3	1	10	0	103	78.7	120.4				
trans-1,3-Dichloropropene	10.4	1	10	0	104	70.2	120.4				
1,1,2-Trichloroethane	10.4	1	10	0	104	76.2	120.4				
Toluene	9.58	0.5	10	0	95.8	79.7	126				
1,3-Dichloropropane	9.48	1	10	0	94.8	71.7	131				
2-Hexanone	94.2	5	100	0	94.2	52.9	152				
Dibromochloromethane	9.07	1	10	0	90.7	79.5	120.4				
1,2-Dibromoethane (EDB)	18	2	20	0	90.1	76.4	120.4				

Qualifiers:

B	Analyte detected in the associated Method Blank
ND	Not Detected at the Reporting Limit
R	RPD outside accepted recovery limits
S	Spike Recovery outside accepted recovery limits

ALPHA ANALYTICAL INC.

Alpha Analytical, Inc.
255 Glendale Ave, #21
Sparks, Nevada 89431
TEL: (775) 355-1044 FAX: (775) 355-0406
Website: www.alpha-analytical.com

QC SUMMARY REPORT

WO#: **2211111**

17-Nov-22

Client: CH2M Hill
Project: DFSP Norwalk **TestCode:** **VOC_W**

Sample ID: **LCS-17399** SampType: **LCS** TestCode: **VOC_W** Units: **µg/L**
Client ID: **LCSW** Batch ID: **A17399** TestNo: **SW8260C**
Prep Date: **11/14/2022** RunNo: **16073** SeqNo: **467566**
Analysis Date: **11/14/2022**

Analyte	Result	PQL	SPK Value	SPK Ref Val	%REC	LowLimit	HighLimit	RPD Ref Val	%RPD	RPDLimit	Qual
Tetrachloroethene	9.98	1	10	0	99.8	64	123				
1,1,1,2-Tetrachloroethane	9.65	1	10	0	96.5	77.9	120.4				
Chlorobenzene	9.98	1	10	0	99.8	70.9	120.4				
Ethylbenzene	10.7	0.5	10	0	107	77.5	120.4				
m,p-Xylene	10.1	0.5	10	0	101	74.8	120.4				
Bromoform	9.7	1	10	0	97.0	51.3	120.4				
Xylenes, Total	20.2	0.5	20	0	101	77.6	120.4				
Styrene	9.83	1	10	0	98.3	71.9	120.4				
o-Xylene	10.1	0.5	10	0	101	79.1	120.4				
1,1,2,2-Tetrachloroethane	11	1	10	0	110	55.6	138				
1,2,3-Trichloropropane	18.6	2	20	0	93.3	73.4	120.4				
Isopropylbenzene	11.8	1	10	0	118	78.7	148				
Bromobenzene	10.6	1	10	0	106	79.5	121				
n-Propylbenzene	11.4	1	10	0	114	82.5	134				
4-Chlorotoluene	11.1	1	10	0	111	79.5	135				
2-Chlorotoluene	11.6	1	10	0	116	79.5	131				
1,3,5-Trimethylbenzene	11.5	1	10	0	115	79.5	135				
tert-Butylbenzene	11.8	1	10	0	118	79.5	139				
1,2,4-Trimethylbenzene	11.2	1	10	0	112	79.5	138				
sec-Butylbenzene	11.6	1	10	0	116	79.5	132				
1,3-Dichlorobenzene	10.6	1	10	0	106	79.5	125				
1,4-Dichlorobenzene	10.5	1	10	0	105	79.5	123				
4-Isopropyltoluene	11.1	1	10	0	111	79.5	130				
1,2-Dichlorobenzene	9.76	1	10	0	97.6	79.5	121				
n-Butylbenzene	11.3	1	10	0	113	79.5	136				
1,2-Dibromo-3-chloropropane (DBCP)	51	3	50	0	102	72.1	136				
1,2,4-Trichlorobenzene	7.81	2	10	0	78.1	73.3	126				
Naphthalene	6.44	2	10	0	64.4	47.2	142				
1,2,3-Trichlorobenzene	7.62	2	10	0	76.2	67.4	130				
Surr: 1,2-Dichloroethane-d4	11.9		10		119	69.51	130.5				
Surr: Toluene-d8	8.94		10		89.4	69.51	130.5				
Surr: 4-Bromofluorobenzene	10.2		10		102	69.51	130.5				

Sample ID: **2211111-05AMSD** SampType: **MSD** TestCode: **VOC_W** Units: **µg/L**
Client ID: **DUP-2MSD** Batch ID: **A17399** TestNo: **SW8260C**
Prep Date: **11/14/2022** RunNo: **16073** SeqNo: **467549**
Analysis Date: **11/14/2022**

Analyte	Result	PQL	SPK Value	SPK Ref Val	%REC	LowLimit	HighLimit	RPD Ref Val	%RPD	RPDLimit	Qual

Qualifiers:

B	Analyte detected in the associated Method Blank
ND	Not Detected at the Reporting Limit
R	RPD outside accepted recovery limits
S	Spike Recovery outside accepted recovery limits

ALPHA ANALYTICAL INC.

Alpha Analytical, Inc.
255 Glendale Ave, #21
Sparks, Nevada 89431
TEL: (775) 355-1044 FAX: (775) 355-0406
Website: www.alpha-analytical.com

QC SUMMARY REPORT

WO#: **2211111**

17-Nov-22

Client: CH2M Hill
Project: DFSP Norwalk **TestCode:** **VOC_W**

Sample ID: **2211111-05AMSD** SampType: **MSD** TestCode: **VOC_W** Units: **µg/L**
Client ID: **DUP-2MSD** Batch ID: **A17399** TestNo: **SW8260C**
Prep Date: **11/14/2022** RunNo: **16073** SeqNo: **467549**
Analysis Date: **11/14/2022**

Analyte	Result	PQL	SPK Value	SPK Ref Val	%REC	LowLimit	HighLimit	RPD Ref Val	%RPD	RPDLimit	Qual
Dichlorodifluoromethane	54.8	5	50	0	110	5.1	155	51.8	5.6	38	
Chloromethane	48.4	10	50	0	96.7	37.7	121	43.6	10	22.5	
Vinyl chloride	53.1	5	50	0	106	60.4	140	45.8	15	23.9	
Chloroethane	58.2	5	50	0.88	115	43.1	206	54.7	6.2	22.9	
Bromomethane	37.7	10	50	0	75.4	12.6	168	29.9	23	48	
Trichlorofluoromethane	55	5	50	0	110	58.6	163	54	1.8	33.3	
Acetone	742	50	1000	0	74.2	37.3	152	707	4.8	50	
1,1-Dichloroethene	49.5	5	50	0	99.0	69.8	158	46.6	6	21.7	
Tertiary Butyl Alcohol (TBA)	291	50	500	0	58.2	60.4	158	266	9.1	26.8	S
Dichloromethane	41.8	10	50	0	83.6	71.7	132	39.8	4.8	20	
Freon-113	52	5	50	0	104	52.1	166	49.8	4.4	25.9	
trans-1,2-Dichloroethene	44.9	5	50	0	89.8	72	136	42	6.7	19.2	
Methyl tert-butyl ether (MTBE)	38	2.5	50	0.69	74.5	54.8	155	35.6	6.4	21.4	
1,1-Dichloroethane	52.1	5	50	0	104	76.9	140	49.8	4.6	18	
2-Butanone (MEK)	803	50	1000	0	80.3	73.7	142	788	1.9	20.9	
Di-isopropyl Ether (DIPE)	41.8	5	50	0.56	82.5	74.8	136	38.8	7.4	18.2	
cis-1,2-Dichloroethene	50.4	5	50	0	101	73.9	133	48.2	4.5	20.1	
Bromochloromethane	47.4	5	50	0	94.9	75.8	132	46.7	1.5	23.5	
Chloroform	53.6	5	50	0	107	74.3	130	52.8	1.6	18	
Ethyl Tertiary Butyl Ether (ETBE)	49	5	50	0	98.1	74.8	138	46.4	5.6	20.3	
2,2-Dichloropropane	60.2	5	50	0	120	53.9	146	59.2	1.6	52.3	
1,2-Dichloroethane	53.5	5	50	0	107	72.6	144	52.5	1.8	17.1	
1,1,1-Trichloroethane	60.3	5	50	0	121	70.2	138	58.8	2.5	22.2	
1,1-Dichloropropene	58.6	5	50	0	117	69.7	146	56.6	3.6	29.6	
Carbon tetrachloride	58.2	5	50	0	116	58.2	141	57.5	1.2	31.9	
Benzene	51.2	2.5	50	0	102	67.8	140	49.6	3.1	18.1	
Tertiary Amyl Methyl Ether (TAME)	47.2	5	50	0	94.5	72.3	144	47.2	0	20.6	
Dibromomethane	51.3	5	50	0	103	75.2	144	50.4	1.6	19.5	
1,2-Dichloropropane	56.5	5	50	0	113	75.3	144	53.7	5.2	19.7	
Trichloroethene	50.3	5	50	0	101	65.7	131	48.1	4.6	25.3	
Bromodichloromethane	47.4	5	50	0	94.9	70.2	141	45.5	4	20.5	
4-Methyl-2-pentanone (MIBK)	109	12.5	125	0	86.9	57.9	143	104	4	21.3	
cis-1,3-Dichloropropene	38.7	5	50	0	77.4	56.9	132	36.9	4.7	25.8	
trans-1,3-Dichloropropene	48.6	5	50	0	97.1	72	131	47.6	2	26.4	
1,1,2-Trichloroethane	50.2	5	50	0	100	74	130	49.2	2.2	21.9	
Toluene	48.4	2.5	50	0	96.7	67.2	131	46.1	4.8	18.3	
1,3-Dichloropropane	46.5	5	50	0	93.0	74.2	124	44.7	3.9	21.7	
2-Hexanone	433	25	500	0	86.5	66.7	135	420	2.8	20.9	
Dibromochloromethane	44	5	50	0	88.0	71.5	134	43.2	1.9	24.1	
1,2-Dibromoethane (EDB)	87.3	10	100	0	87.3	74.7	129	84.7	3	23.1	

Qualifiers:

B	Analyte detected in the associated Method Blank
ND	Not Detected at the Reporting Limit
R	RPD outside accepted recovery limits
S	Spike Recovery outside accepted recovery limits

ALPHA ANALYTICAL INC.

Alpha Analytical, Inc.
255 Glendale Ave, #21
Sparks, Nevada 89431
TEL: (775) 355-1044 FAX: (775) 355-0406
Website: www.alpha-analytical.com

QC SUMMARY REPORT

WO#: **2211111**

17-Nov-22

Client: CH2M Hill
Project: DFSP Norwalk **TestCode:** **VOC_W**

Sample ID: **2211111-05AMSD** SampType: **MSD** TestCode: **VOC_W** Units: **µg/L**
Client ID: **DUP-2MSD** Batch ID: **A17399** TestNo: **SW8260C**
Prep Date: **11/14/2022** RunNo: **16073** SeqNo: **467549**
Analysis Date: **11/14/2022**

Analyte	Result	PQL	SPK Value	SPK Ref Val	%REC	LowLimit	HighLimit	RPD Ref Val	%RPD	RPDLimit	Qual
Tetrachloroethene	50.3	5	50	0	101	45.9	138	48.3	4.1	30.9	
1,1,1,2-Tetrachloroethane	47.5	5	50	0	95.0	75.7	125	47	1.1	22.6	
Chlorobenzene	49.4	5	50	0	98.8	73.7	120	48.1	2.6	23.1	
Ethylbenzene	54.9	2.5	50	0	110	70.3	122	52.6	4.2	25.3	
m,p-Xylene	52.1	2.5	50	0	104	52.9	136	50.1	3.8	26.6	
Bromoform	44.6	5	50	0	89.2	61.5	141	43.6	2.2	25	
Xylenes, Total	104	2.5	100	0	104	61	131	99.5	4.2	25.6	
Styrene	48.7	5	50	0	97.4	74	130	47	3.5	26	
o-Xylene	51.7	2.5	50	0	103	67.3	129	49.4	4.6	25	
1,1,2,2-Tetrachloroethane	51.9	5	50	0	104	62.4	153	51.5	0.81	24.6	
1,2,3-Trichloropropane	87.6	10	100	0	87.6	37.4	171	85.9	1.9	50	
Isopropylbenzene	62.1	5	50	0	124	63	132	58.7	5.7	33.1	
Bromobenzene	53.9	5	50	0	108	65.1	120	51.4	4.7	23.6	
n-Propylbenzene	59.9	5	50	0	120	58.2	128	56.3	6	32.4	
4-Chlorotoluene	57.2	5	50	0	114	63.9	127	53	7.6	29.1	
2-Chlorotoluene	59.8	5	50	0	120	63.2	126	56.3	5.9	28.9	
1,3,5-Trimethylbenzene	59.4	5	50	0	119	63.8	138	56.6	4.9	31.9	
tert-Butylbenzene	61.7	5	50	0	123	59.7	128	58.3	5.6	36.2	
1,2,4-Trimethylbenzene	57.6	5	50	0	115	65.1	135	55	4.6	28.8	
sec-Butylbenzene	60.7	5	50	0	121	55.5	128	57	6.1	40.9	
1,3-Dichlorobenzene	53.9	5	50	0	108	64.5	122	51.6	4.2	28.6	
1,4-Dichlorobenzene	52.1	5	50	0	104	63.7	121	49.9	4.3	27.7	
4-Isopropyltoluene	58.3	5	50	0	117	58	135	54.8	6.2	40.4	
1,2-Dichlorobenzene	48.5	5	50	0	97.1	66.7	122	46.4	4.6	24.5	
n-Butylbenzene	58	5	50	0	116	52.7	139	55	5.3	43.5	
1,2-Dibromo-3-chloropropane (DBCP)	237	15	250	0	95.0	59.1	143	236	0.79	24.9	
1,2,4-Trichlorobenzene	38.8	10	50	0	77.5	47.1	139	37.9	2.1	35	
Naphthalene	31.7	10	50	0	63.4	31.6	164	30.1	5.1	50	
1,2,3-Trichlorobenzene	34.8	10	50	0	69.6	17.7	171	36.5	4.9	57	
Surr: 1,2-Dichloroethane-d4	53.7		50		107	69.51	130.49	56.7	0	0	
Surr: Toluene-d8	43.8		50		87.6	69.51	130.49	43.6	0	0	
Surr: 4-Bromofluorobenzene	52.4		50		105	69.51	130.49	51.1	0	0	

Sample ID: **2211111-05AMS** SampType: **MS** TestCode: **VOC_W** Units: **µg/L**
Client ID: **DUP-2MS** Batch ID: **A17399** TestNo: **SW8260C**
Prep Date: **11/14/2022** RunNo: **16073** SeqNo: **467548**
Analysis Date: **11/14/2022**

Analyte	Result	PQL	SPK Value	SPK Ref Val	%REC	LowLimit	HighLimit	RPD Ref Val	%RPD	RPDLimit	Qual

Qualifiers:

B	Analyte detected in the associated Method Blank
ND	Not Detected at the Reporting Limit
R	RPD outside accepted recovery limits
S	Spike Recovery outside accepted recovery limits

ALPHA ANALYTICAL INC.

Alpha Analytical, Inc.
255 Glendale Ave, #21
Sparks, Nevada 89431
TEL: (775) 355-1044 FAX: (775) 355-0406
Website: www.alpha-analytical.com

QC SUMMARY REPORT

WO#: **2211111**

17-Nov-22

Client: CH2M Hill
Project: DFSP Norwalk **TestCode:** **VOC_W**

Sample ID: **2211111-05AMS** SampType: **MS** TestCode: **VOC_W** Units: **µg/L**
Client ID: **DUP-2MS** Batch ID: **A17399** TestNo: **SW8260C**
Prep Date: **11/14/2022** RunNo: **16073** SeqNo: **467548**
Analysis Date: **11/14/2022**

Analyte	Result	PQL	SPK Value	SPK Ref Val	%REC	LowLimit	HighLimit	RPD Ref Val	%RPD	RPDLimit	Qual
Dichlorodifluoromethane	51.8	5	50	0	104	5.1	155				
Chloromethane	43.6	10	50	0	87.2	37.7	121				
Vinyl chloride	45.8	5	50	0	91.6	60.4	140				
Chloroethane	54.7	5	50	0.88	108	43.1	206				
Bromomethane	29.9	10	50	0	59.8	12.6	168				
Trichlorofluoromethane	54	5	50	0	108	58.6	163				
Acetone	707	50	1000	0	70.7	37.3	152				
1,1-Dichloroethene	46.6	5	50	0	93.2	69.8	158				
Tertiary Butyl Alcohol (TBA)	266	50	500	0	53.1	60.4	158				S
Dichloromethane	39.8	10	50	0	79.7	71.7	132				
Freon-113	49.8	5	50	0	99.5	52.1	166				
trans-1,2-Dichloroethene	42	5	50	0	84.0	72	136				
Methyl tert-butyl ether (MTBE)	35.6	2.5	50	0.69	69.8	54.8	155				
1,1-Dichloroethane	49.8	5	50	0	99.5	76.9	140				
2-Butanone (MEK)	788	50	1000	0	78.8	73.7	142				
Di-isopropyl Ether (DIPE)	38.8	5	50	0.56	76.6	74.8	136				
cis-1,2-Dichloroethene	48.2	5	50	0	96.4	73.9	133				
Bromochloromethane	46.7	5	50	0	93.4	75.8	132				
Chloroform	52.8	5	50	0	106	74.3	130				
Ethyl Tertiary Butyl Ether (ETBE)	46.4	5	50	0	92.7	74.8	138				
2,2-Dichloropropane	59.2	5	50	0	118	53.9	146				
1,2-Dichloroethane	52.5	5	50	0	105	72.6	144				
1,1,1-Trichloroethane	58.8	5	50	0	118	70.2	138				
1,1-Dichloropropene	56.6	5	50	0	113	69.7	146				
Carbon tetrachloride	57.5	5	50	0	115	58.2	141				
Benzene	49.6	2.5	50	0	99.3	67.8	140				
Tertiary Amyl Methyl Ether (TAME)	47.2	5	50	0	94.5	72.3	144				
Dibromomethane	50.4	5	50	0	101	75.2	144				
1,2-Dichloropropane	53.7	5	50	0	107	75.3	144				
Trichloroethene	48.1	5	50	0	96.2	65.7	131				
Bromodichloromethane	45.5	5	50	0	91.1	70.2	141				
4-Methyl-2-pentanone (MIBK)	104	12.5	125	0	83.5	57.9	143				
cis-1,3-Dichloropropene	36.9	5	50	0	73.8	56.9	132				
trans-1,3-Dichloropropene	47.6	5	50	0	95.2	72	131				
1,1,2-Trichloroethane	49.2	5	50	0	98.3	74	130				
Toluene	46.1	2.5	50	0	92.2	67.2	131				
1,3-Dichloropropane	44.7	5	50	0	89.4	74.2	124				
2-Hexanone	420	25	500	0	84.1	66.7	135				
Dibromochloromethane	43.2	5	50	0	86.4	71.5	134				
1,2-Dibromoethane (EDB)	84.7	10	100	0	84.7	74.7	129				

Qualifiers:

B	Analyte detected in the associated Method Blank
ND	Not Detected at the Reporting Limit
R	RPD outside accepted recovery limits
S	Spike Recovery outside accepted recovery limits

ALPHA ANALYTICAL INC.

Alpha Analytical, Inc.
255 Glendale Ave, #21
Sparks, Nevada 89431
TEL: (775) 355-1044 FAX: (775) 355-0406
Website: www.alpha-analytical.com

QC SUMMARY REPORT

WO#: **2211111**

17-Nov-22

Client: CH2M Hill
Project: DFSP Norwalk **TestCode:** **VOC_W**

Sample ID: **2211111-05AMS** SampType: **MS** TestCode: **VOC_W** Units: **µg/L**
Client ID: **DUP-2MS** Batch ID: **A17399** TestNo: **SW8260C**
Prep Date: **11/14/2022** RunNo: **16073** SeqNo: **467548**
Analysis Date: **11/14/2022**

Analyte	Result	PQL	SPK Value	SPK Ref Val	%REC	LowLimit	HighLimit	RPD Ref Val	%RPD	RPDLimit	Qual
Tetrachloroethene	48.3	5	50	0	96.6	45.9	138				
1,1,1,2-Tetrachloroethane	47	5	50	0	94.0	75.7	125				
Chlorobenzene	48.1	5	50	0	96.3	73.7	120				
Ethylbenzene	52.6	2.5	50	0	105	70.3	122				
m,p-Xylene	50.1	2.5	50	0	100	52.9	136				
Bromoform	43.6	5	50	0	87.3	61.5	141				
Xylenes, Total	99.5	2.5	100	0	99.5	61	131				
Styrene	47	5	50	0	94.0	74	130				
o-Xylene	49.4	2.5	50	0	98.7	67.3	129				
1,1,2,2-Tetrachloroethane	51.5	5	50	0	103	62.4	153				
1,2,3-Trichloropropane	85.9	10	100	0	85.9	37.4	171				
Isopropylbenzene	58.7	5	50	0	117	63	132				
Bromobenzene	51.4	5	50	0	103	65.1	120				
n-Propylbenzene	56.3	5	50	0	113	58.2	128				
4-Chlorotoluene	53	5	50	0	106	63.9	127				
2-Chlorotoluene	56.3	5	50	0	113	63.2	126				
1,3,5-Trimethylbenzene	56.6	5	50	0	113	63.8	138				
tert-Butylbenzene	58.3	5	50	0	117	59.7	128				
1,2,4-Trimethylbenzene	55	5	50	0	110	65.1	135				
sec-Butylbenzene	57	5	50	0	114	55.5	128				
1,3-Dichlorobenzene	51.6	5	50	0	103	64.5	122				
1,4-Dichlorobenzene	49.9	5	50	0	99.9	63.7	121				
4-Isopropyltoluene	54.8	5	50	0	110	58	135				
1,2-Dichlorobenzene	46.4	5	50	0	92.7	66.7	122				
n-Butylbenzene	55	5	50	0	110	52.7	139				
1,2-Dibromo-3-chloropropane (DBCP)	236	15	250	0	94.2	59.1	143				
1,2,4-Trichlorobenzene	37.9	10	50	0	75.9	47.1	139				
Naphthalene	30.1	10	50	0	60.2	31.6	164				
1,2,3-Trichlorobenzene	36.5	10	50	0	73.1	17.7	171				
Surr: 1,2-Dichloroethane-d4	56.7		50		113	69.51	130.49				
Surr: Toluene-d8	43.6		50		87.2	69.51	130.49				
Surr: 4-Bromofluorobenzene	51.1		50		102	69.51	130.49				

Sample ID: **MB-17409** SampType: **MBLK** TestCode: **VOC_W** Units: **µg/L**
Client ID: **PBW** Batch ID: **A17409** TestNo: **SW8260C**
Prep Date: **11/15/2022** RunNo: **16075** SeqNo: **467848**
Analysis Date: **11/15/2022**

Analyte	Result	PQL	SPK Value	SPK Ref Val	%REC	LowLimit	HighLimit	RPD Ref Val	%RPD	RPDLimit	Qual

Qualifiers:

B	Analyte detected in the associated Method Blank
ND	Not Detected at the Reporting Limit
R	RPD outside accepted recovery limits
S	Spike Recovery outside accepted recovery limits

ALPHA ANALYTICAL INC.

Alpha Analytical, Inc.
255 Glendale Ave, #21
Sparks, Nevada 89431
TEL: (775) 355-1044 FAX: (775) 355-0406
Website: www.alpha-analytical.com

QC SUMMARY REPORT

WO#: **2211111**

17-Nov-22

Client: CH2M Hill
Project: DFSP Norwalk **TestCode:** **VOC_W**

Sample ID: **MB-17409** SampType: **MBLK** TestCode: **VOC_W** Units: **µg/L**
Client ID: **PBW** Batch ID: **A17409** TestNo: **SW8260C**
Prep Date: **11/15/2022** RunNo: **16075** SeqNo: **467848**
Analysis Date: **11/15/2022**

Analyte	Result	PQL	SPK Value	SPK Ref Val	%REC	LowLimit	HighLimit	RPD Ref Val	%RPD	RPDLimit	Qual
Dichlorodifluoromethane	ND	1									
Chloromethane	ND	2									
Vinyl chloride	ND	1									
Chloroethane	ND	1									
Bromomethane	ND	2									
Trichlorofluoromethane	ND	1									
Acetone	ND	10									
1,1-Dichloroethene	ND	1									
Tertiary Butyl Alcohol (TBA)	ND	10									
Dichloromethane	ND	2									
Freon-113	ND	1									
Carbon disulfide	ND	2.5									
trans-1,2-Dichloroethene	ND	1									
Methyl tert-butyl ether (MTBE)	ND	0.5									
1,1-Dichloroethane	ND	1									
Vinyl acetate	ND	50									
2-Butanone (MEK)	ND	10									
Di-isopropyl Ether (DIPE)	ND	1									
cis-1,2-Dichloroethene	ND	1									
Bromochloromethane	ND	1									
Chloroform	ND	1									
Ethyl Tertiary Butyl Ether (ETBE)	ND	1									
2,2-Dichloropropane	ND	1									
1,2-Dichloroethane	ND	1									
1,1,1-Trichloroethane	ND	1									
1,1-Dichloropropene	ND	1									
Carbon tetrachloride	ND	1									
Benzene	ND	0.5									
Tertiary Amyl Methyl Ether (TAME)	ND	1									
Dibromomethane	ND	1									
1,2-Dichloropropane	ND	1									
Trichloroethene	ND	1									
Bromodichloromethane	ND	1									
4-Methyl-2-pentanone (MIBK)	ND	2.5									
cis-1,3-Dichloropropene	ND	1									
trans-1,3-Dichloropropene	ND	1									
1,1,2-Trichloroethane	ND	1									
Toluene	ND	0.5									
1,3-Dichloropropane	ND	1									
2-Hexanone	ND	5									

Qualifiers:

B	Analyte detected in the associated Method Blank
ND	Not Detected at the Reporting Limit
R	RPD outside accepted recovery limits
S	Spike Recovery outside accepted recovery limits

ALPHA ANALYTICAL INC.

Alpha Analytical, Inc.
255 Glendale Ave, #21
Sparks, Nevada 89431
TEL: (775) 355-1044 FAX: (775) 355-0406
Website: www.alpha-analytical.com

QC SUMMARY REPORT

WO#: **2211111**

17-Nov-22

Client: CH2M Hill
Project: DFSP Norwalk **TestCode:** **VOC_W**

Sample ID: **MB-17409** SampType: **MBLK** TestCode: **VOC_W** Units: **µg/L**
Client ID: **PBW** Batch ID: **A17409** TestNo: **SW8260C**
Prep Date: **11/15/2022** RunNo: **16075** SeqNo: **467848**
Analysis Date: **11/15/2022**

Analyte	Result	PQL	SPK Value	SPK Ref Val	%REC	LowLimit	HighLimit	RPD Ref Val	%RPD	RPDLimit	Qual
Dibromochloromethane	ND	1									
1,2-Dibromoethane (EDB)	ND	2									
Tetrachloroethene	ND	1									
1,1,1,2-Tetrachloroethane	ND	1									
Chlorobenzene	ND	1									
Ethylbenzene	ND	0.5									
m,p-Xylene	ND	0.5									
Bromoform	ND	1									
Xylenes, Total	ND	0.5									
Styrene	ND	1									
o-Xylene	ND	0.5									
1,1,2,2-Tetrachloroethane	ND	1									
1,2,3-Trichloropropane	ND	2									
Isopropylbenzene	ND	1									
Bromobenzene	ND	1									
n-Propylbenzene	ND	1									
4-Chlorotoluene	ND	1									
2-Chlorotoluene	ND	1									
1,3,5-Trimethylbenzene	ND	1									
tert-Butylbenzene	ND	1									
1,2,4-Trimethylbenzene	ND	1									
sec-Butylbenzene	ND	1									
1,3-Dichlorobenzene	ND	1									
1,4-Dichlorobenzene	ND	1									
4-Isopropyltoluene	ND	1									
1,2-Dichlorobenzene	ND	1									
n-Butylbenzene	ND	1									
1,2-Dibromo-3-chloropropane (DBCP)	ND	3									
1,2,4-Trichlorobenzene	ND	2									
Naphthalene	ND	2									
1,2,3-Trichlorobenzene	ND	2									
Surr: 1,2-Dichloroethane-d4	11		10		112	69.51	130.49				
Surr: Toluene-d8	11		10		106	69.51	130.49				
Surr: 4-Bromofluorobenzene	10		10		101	69.51	130.49				

Qualifiers:

B	Analyte detected in the associated Method Blank
ND	Not Detected at the Reporting Limit
R	RPD outside accepted recovery limits
S	Spike Recovery outside accepted recovery limits

ALPHA ANALYTICAL INC.

Alpha Analytical, Inc.
255 Glendale Ave, #21
Sparks, Nevada 89431
TEL: (775) 355-1044 FAX: (775) 355-0406
Website: www.alpha-analytical.com

QC SUMMARY REPORT

WO#: **2211111**

17-Nov-22

Client: CH2M Hill
Project: DFSP Norwalk **TestCode:** **VOC_W**

Sample ID: **LCS-17409** SampType: **LCS** TestCode: **VOC_W** Units: **µg/L**
Client ID: **LCSW** Batch ID: **A17409** TestNo: **SW8260C**
Prep Date: **11/15/2022** RunNo: **16075** SeqNo: **467847**
Analysis Date: **11/15/2022**

Analyte	Result	PQL	SPK Value	SPK Ref Val	%REC	LowLimit	HighLimit	RPD Ref Val	%RPD	RPDLimit	Qual
Dichlorodifluoromethane	10.5	1	10	0	105	16.9	124				
Chloromethane	7.95	2	10	0	79.5	25.9	136				
Vinyl chloride	8.29	1	10	0	82.9	47.8	132				
Chloroethane	10.8	1	10	0	108	62.3	169				
Bromomethane	4.07	2	10	0	40.7	33.8	135				
Trichlorofluoromethane	11.3	1	10	0	113	16.8	155				
Acetone	159	10	200	0	79.7	72	124				
1,1-Dichloroethene	9.42	1	10	0	94.2	65.2	129				
Tertiary Butyl Alcohol (TBA)	65	10	100	0	65.0	52.9	128.4				
Dichloromethane	8.24	2	10	0	82.4	65.2	129				
Freon-113	10.4	1	10	0	104	52.4	143				
trans-1,2-Dichloroethene	8.57	1	10	0	85.7	66.7	132				
Methyl tert-butyl ether (MTBE)	7.35	0.5	10	0	73.5	52.9	125				
1,1-Dichloroethane	10.3	1	10	0	103	66.6	129				
2-Butanone (MEK)	179	10	200	0	89.7	63.7	120.4				
Di-isopropyl Ether (DIPE)	7.91	1	10	0	79.1	63.6	131				
cis-1,2-Dichloroethene	9.83	1	10	0	98.3	59.2	131				
Bromochloromethane	9.86	1	10	0	98.6	65.9	121				
Chloroform	11.2	1	10	0	112	56.5	149				
Ethyl Tertiary Butyl Ether (ETBE)	9.61	1	10	0	96.1	44.6	136				
2,2-Dichloropropane	12.1	1	10	0	121	58.2	146				
1,2-Dichloroethane	11.3	1	10	0	113	73.4	120.4				
1,1,1-Trichloroethane	12.3	1	10	0	123	52.7	144				
1,1-Dichloropropene	11.7	1	10	0	117	85.6	131				
Carbon tetrachloride	12.1	1	10	0	121	30.9	175				
Benzene	10.3	0.5	10	0	103	79.5	120.4				
Tertiary Amyl Methyl Ether (TAME)	10.2	1	10	0	102	52.4	141				
Dibromomethane	10.5	1	10	0	105	78.5	120.4				
1,2-Dichloropropane	11.2	1	10	0	112	79.5	126				
Trichloroethene	10.2	1	10	0	102	69	120.4				
Bromodichloromethane	9.88	1	10	0	98.8	73.9	122				
4-Methyl-2-pentanone (MIBK)	23.4	2.5	25	0	93.6	66.4	122				
cis-1,3-Dichloropropene	10.5	1	10	0	105	78.7	120.4				
trans-1,3-Dichloropropene	10.6	1	10	0	106	70.2	120.4				
1,1,2-Trichloroethane	10.7	1	10	0	107	76.2	120.4				
Toluene	9.73	0.5	10	0	97.3	79.7	126				
1,3-Dichloropropane	9.19	1	10	0	91.9	71.7	131				
2-Hexanone	91.7	5	100	0	91.7	52.9	152				
Dibromochloromethane	8.89	1	10	0	88.9	79.5	120.4				
1,2-Dibromoethane (EDB)	17.4	2	20	0	87.2	76.4	120.4				

Qualifiers:

B	Analyte detected in the associated Method Blank
ND	Not Detected at the Reporting Limit
R	RPD outside accepted recovery limits
S	Spike Recovery outside accepted recovery limits

ALPHA ANALYTICAL INC.

Alpha Analytical, Inc.
255 Glendale Ave, #21
Sparks, Nevada 89431
TEL: (775) 355-1044 FAX: (775) 355-0406
Website: www.alpha-analytical.com

QC SUMMARY REPORT

WO#: **2211111**

17-Nov-22

Client: CH2M Hill
Project: DFSP Norwalk **TestCode:** **VOC_W**

Sample ID: **LCS-17409** SampType: **LCS** TestCode: **VOC_W** Units: **µg/L**
Client ID: **LCSW** Batch ID: **A17409** TestNo: **SW8260C**
Prep Date: **11/15/2022** RunNo: **16075** SeqNo: **467847**
Analysis Date: **11/15/2022**

Analyte	Result	PQL	SPK Value	SPK Ref Val	%REC	LowLimit	HighLimit	RPD Ref Val	%RPD	RPDLimit	Qual
Tetrachloroethene	9.78	1	10	0	97.8	64	123				
1,1,1,2-Tetrachloroethane	9.47	1	10	0	94.7	77.9	120.4				
Chlorobenzene	9.78	1	10	0	97.8	70.9	120.4				
Ethylbenzene	10.7	0.5	10	0	107	77.5	120.4				
m,p-Xylene	10.4	0.5	10	0	104	74.8	120.4				
Bromoform	9.36	1	10	0	93.6	51.3	120.4				
Xylenes, Total	20.5	0.5	20	0	103	77.6	120.4				
Styrene	9.66	1	10	0	96.6	71.9	120.4				
o-Xylene	10.1	0.5	10	0	101	79.1	120.4				
1,1,2,2-Tetrachloroethane	10.9	1	10	0	109	55.6	138				
1,2,3-Trichloropropane	18.6	2	20	0	93.2	73.4	120.4				
Isopropylbenzene	11.7	1	10	0	117	78.7	148				
Bromobenzene	10.5	1	10	0	105	79.5	121				
n-Propylbenzene	11.4	1	10	0	114	82.5	134				
4-Chlorotoluene	11	1	10	0	110	79.5	135				
2-Chlorotoluene	11.5	1	10	0	115	79.5	131				
1,3,5-Trimethylbenzene	11.5	1	10	0	115	79.5	135				
tert-Butylbenzene	11.7	1	10	0	117	79.5	139				
1,2,4-Trimethylbenzene	11.4	1	10	0	114	79.5	138				
sec-Butylbenzene	11.4	1	10	0	114	79.5	132				
1,3-Dichlorobenzene	10.7	1	10	0	107	79.5	125				
1,4-Dichlorobenzene	10.3	1	10	0	103	79.5	123				
4-Isopropyltoluene	11.1	1	10	0	111	79.5	130				
1,2-Dichlorobenzene	9.64	1	10	0	96.4	79.5	121				
n-Butylbenzene	11.2	1	10	0	112	79.5	136				
1,2-Dibromo-3-chloropropane (DBCP)	50.6	3	50	0	101	72.1	136				
1,2,4-Trichlorobenzene	7.79	2	10	0	77.9	73.3	126				
Naphthalene	6.21	2	10	0	62.1	47.2	142				
1,2,3-Trichlorobenzene	7.5	2	10	0	75.0	67.4	130				
Surr: 1,2-Dichloroethane-d4	12		10		120	69.51	130.5				
Surr: Toluene-d8	8.71		10		87.1	69.51	130.5				
Surr: 4-Bromofluorobenzene	10.1		10		101	69.51	130.5				

Sample ID: **2211111-22AMSD** SampType: **MSD** TestCode: **VOC_W** Units: **µg/L**
Client ID: **EB-6MSD** Batch ID: **A17409** TestNo: **SW8260C**
Prep Date: **11/15/2022** RunNo: **16075** SeqNo: **467849**
Analysis Date: **11/15/2022**

Analyte	Result	PQL	SPK Value	SPK Ref Val	%REC	LowLimit	HighLimit	RPD Ref Val	%RPD	RPDLimit	Qual

Qualifiers:

B	Analyte detected in the associated Method Blank
ND	Not Detected at the Reporting Limit
R	RPD outside accepted recovery limits
S	Spike Recovery outside accepted recovery limits

ALPHA ANALYTICAL INC.

Alpha Analytical, Inc.
255 Glendale Ave, #21
Sparks, Nevada 89431
TEL: (775) 355-1044 FAX: (775) 355-0406
Website: www.alpha-analytical.com

QC SUMMARY REPORT

WO#: **2211111**

17-Nov-22

Client: CH2M Hill
Project: DFSP Norwalk **TestCode:** **VOC_W**

Sample ID: **2211111-22AMSD** SampType: **MSD** TestCode: **VOC_W** Units: **µg/L**
Client ID: **EB-6MSD** Batch ID: **A17409** TestNo: **SW8260C**
Prep Date: **11/15/2022** RunNo: **16075** SeqNo: **467849**
Analysis Date: **11/15/2022**

Analyte	Result	PQL	SPK Value	SPK Ref Val	%REC	LowLimit	HighLimit	RPD Ref Val	%RPD	RPDLimit	Qual
Dichlorodifluoromethane	41.4	5	50	0	82.8	5.1	155	49.8	18	38	
Chloromethane	43.3	10	50	0	86.6	37.7	121	48.7	12	22.5	
Vinyl chloride	44.7	5	50	0	89.4	60.4	140	51.4	14	23.9	
Chloroethane	49	5	50	0	98.0	43.1	206	62.8	25	22.9	R
Bromomethane	24.7	10	50	0	49.3	12.6	168	30.6	21	48	
Trichlorofluoromethane	44.2	5	50	0	88.4	58.6	163	60.9	32	33.3	
Acetone	947	50	1000	11.2	93.6	37.3	152	935	1.3	50	
1,1-Dichloroethene	44.3	5	50	0	88.7	69.8	158	55.2	22	21.7	R
Tertiary Butyl Alcohol (TBA)	442	50	500	0	88.4	60.4	158	377	16	26.8	
Dichloromethane	42.8	10	50	0	85.6	71.7	132	49.5	14	20	
Freon-113	43.4	5	50	0	86.9	52.1	166	51.7	17	25.9	
trans-1,2-Dichloroethene	44.6	5	50	0	89.1	72	136	49.6	11	19.2	
Methyl tert-butyl ether (MTBE)	47	2.5	50	0	93.9	54.8	155	48.4	3	21.4	
1,1-Dichloroethane	53.2	5	50	0	106	76.9	140	60.8	13	18	
2-Butanone (MEK)	987	50	1000	0	98.7	73.7	142	1050	6.4	20.9	
Di-isopropyl Ether (DIPE)	49.8	5	50	0	99.7	74.8	136	50.4	1.2	18.2	
cis-1,2-Dichloroethene	52.8	5	50	0	106	73.9	133	58.6	10	20.1	
Bromochloromethane	49.5	5	50	0	99.0	75.8	132	59	18	23.5	
Chloroform	54.1	5	50	0	108	74.3	130	66	20	18	R
Ethyl Tertiary Butyl Ether (ETBE)	60.3	5	50	0	121	74.8	138	62.4	3.4	20.3	
2,2-Dichloropropane	57.1	5	50	0	114	53.9	146	65.3	13	52.3	
1,2-Dichloroethane	53.2	5	50	0	106	72.6	144	67.9	24	17.1	R
1,1,1-Trichloroethane	55.4	5	50	0	111	70.2	138	70.4	24	22.2	R
1,1-Dichloropropene	54.7	5	50	0	109	69.7	146	66.9	20	29.6	
Carbon tetrachloride	52.7	5	50	0	105	58.2	141	68.8	27	31.9	
Benzene	51.8	2.5	50	0	104	67.8	140	60.2	15	18.1	
Tertiary Amyl Methyl Ether (TAME)	53.7	5	50	0	107	72.3	144	65.4	20	20.6	
Dibromomethane	52.6	5	50	0	105	75.2	144	63.5	19	19.5	
1,2-Dichloropropane	60.3	5	50	0	121	75.3	144	67	11	19.7	
Trichloroethene	47.5	5	50	0	95.1	65.7	131	57	18	25.3	
Bromodichloromethane	47	5	50	0	94.1	70.2	141	59.8	24	20.5	R
4-Methyl-2-pentanone (MIBK)	128	12.5	125	0	103	57.9	143	145	12	21.3	
cis-1,3-Dichloropropene	41.8	5	50	0	83.6	56.9	132	45.7	9	25.8	
trans-1,3-Dichloropropene	50.7	5	50	0	101	72	131	61.4	19	26.4	
1,1,2-Trichloroethane	52.2	5	50	0	104	74	130	64.4	21	21.9	
Toluene	49.3	2.5	50	0	98.6	67.2	131	53	7.3	18.3	
1,3-Dichloropropane	53.2	5	50	0	106	74.2	124	55.6	4.5	21.7	
2-Hexanone	566	25	500	0	113	66.7	135	566	0.048	20.9	
Dibromochloromethane	47.3	5	50	0	94.5	71.5	134	53.4	12	24.1	
1,2-Dibromoethane (EDB)	98.6	10	100	0	98.6	74.7	129	103	4.9	23.1	

Qualifiers:

B	Analyte detected in the associated Method Blank
ND	Not Detected at the Reporting Limit
R	RPD outside accepted recovery limits
S	Spike Recovery outside accepted recovery limits

ALPHA ANALYTICAL INC.

Alpha Analytical, Inc.
255 Glendale Ave, #21
Sparks, Nevada 89431
TEL: (775) 355-1044 FAX: (775) 355-0406
Website: www.alpha-analytical.com

QC SUMMARY REPORT

WO#: **2211111**

17-Nov-22

Client: CH2M Hill
Project: DFSP Norwalk **TestCode:** **VOC_W**

Sample ID: **2211111-22AMSD** SampType: **MSD** TestCode: **VOC_W** Units: **µg/L**
Client ID: **EB-6MSD** Batch ID: **A17409** TestNo: **SW8260C**
Prep Date: **11/15/2022** RunNo: **16075** SeqNo: **467849**
Analysis Date: **11/15/2022**

Analyte	Result	PQL	SPK Value	SPK Ref Val	%REC	LowLimit	HighLimit	RPD Ref Val	%RPD	RPDLimit	Qual
Tetrachloroethene	47	5	50	0	94.0	45.9	138	53.4	13	30.9	
1,1,1,2-Tetrachloroethane	48.3	5	50	0	96.5	75.7	125	56.4	16	22.6	
Chlorobenzene	49.9	5	50	0	99.8	73.7	120	56.2	12	23.1	
Ethylbenzene	52	2.5	50	0	104	70.3	122	59.5	14	25.3	
m,p-Xylene	49.6	2.5	50	0	99.3	52.9	136	56.6	13	26.6	
Bromoform	48.5	5	50	0	97.1	61.5	141	57.3	16	25	
Xylenes, Total	100	2.5	100	0	100	61	131	114	13	25.6	
Styrene	49.2	5	50	0	98.5	74	130	56.1	13	26	
o-Xylene	50.6	2.5	50	0	101	67.3	129	57.5	13	25	
1,1,2,2-Tetrachloroethane	60	5	50	0	120	62.4	153	66.6	10	24.6	
1,2,3-Trichloropropane	97.4	10	100	0	97.4	37.4	171	112	14	50	
Isopropylbenzene	55.8	5	50	0	112	63	132	61.2	9.2	33.1	
Bromobenzene	53.8	5	50	0	108	65.1	120	58.2	7.9	23.6	
n-Propylbenzene	53.6	5	50	0	107	58.2	128	58.8	9.2	32.4	
4-Chlorotoluene	54.6	5	50	0	109	63.9	127	59.3	8.2	29.1	
2-Chlorotoluene	55.7	5	50	0	111	63.2	126	61.1	9.4	28.9	
1,3,5-Trimethylbenzene	54.5	5	50	0	109	63.8	138	60.5	10	31.9	
tert-Butylbenzene	54.8	5	50	0	110	59.7	128	61.3	11	36.2	
1,2,4-Trimethylbenzene	54.1	5	50	0	108	65.1	135	59.9	10	28.8	
sec-Butylbenzene	53.2	5	50	0	106	55.5	128	59.7	11	40.9	
1,3-Dichlorobenzene	52.7	5	50	0	105	64.5	122	58.7	11	28.6	
1,4-Dichlorobenzene	52.3	5	50	0	105	63.7	121	57.4	9.4	27.7	
4-Isopropyltoluene	52.3	5	50	0	105	58	135	57.6	9.7	40.4	
1,2-Dichlorobenzene	49.6	5	50	0	99.2	66.7	122	54.9	10	24.5	
n-Butylbenzene	52.6	5	50	0	105	52.7	139	56.9	7.9	43.5	
1,2-Dibromo-3-chloropropane (DBCP)	305	15	250	0	122	59.1	143	306	0.34	24.9	
1,2,4-Trichlorobenzene	46.3	10	50	0	92.7	47.1	139	47.4	2.2	35	
Naphthalene	47.5	10	50	0	94.9	31.6	164	40.5	16	50	
1,2,3-Trichlorobenzene	47	10	50	0	93.9	17.7	171	46.6	0.71	57	
Surr: 1,2-Dichloroethane-d4	54.9		50		110	69.51	130.49	63.4	0	0	
Surr: Toluene-d8	45.5		50		91.1	69.51	130.49	41.6	0	0	
Surr: 4-Bromofluorobenzene	50.7		50		101	69.51	130.49	48.4	0	0	

Sample ID: **2211111-22AMS** SampType: **MS** TestCode: **VOC_W** Units: **µg/L**
Client ID: **EB-6MS** Batch ID: **A17409** TestNo: **SW8260C**
Prep Date: **11/15/2022** RunNo: **16075** SeqNo: **467861**
Analysis Date: **11/15/2022**

Analyte	Result	PQL	SPK Value	SPK Ref Val	%REC	LowLimit	HighLimit	RPD Ref Val	%RPD	RPDLimit	Qual

Qualifiers:

B	Analyte detected in the associated Method Blank
ND	Not Detected at the Reporting Limit
R	RPD outside accepted recovery limits
S	Spike Recovery outside accepted recovery limits

ALPHA ANALYTICAL INC.

Alpha Analytical, Inc.
255 Glendale Ave, #21
Sparks, Nevada 89431
TEL: (775) 355-1044 FAX: (775) 355-0406
Website: www.alpha-analytical.com

QC SUMMARY REPORT

WO#: **2211111**

17-Nov-22

Client: CH2M Hill
Project: DFSP Norwalk **TestCode:** **VOC_W**

Sample ID: **2211111-22AMS** SampType: **MS** TestCode: **VOC_W** Units: **µg/L**
Client ID: **EB-6MS** Batch ID: **A17409** TestNo: **SW8260C**
Prep Date: **11/15/2022** RunNo: **16075** SeqNo: **467861**
Analysis Date: **11/15/2022**

Analyte	Result	PQL	SPK Value	SPK Ref Val	%REC	LowLimit	HighLimit	RPD Ref Val	%RPD	RPDLimit	Qual
Dichlorodifluoromethane	49.8	5	50	0	99.5	5.1	155				
Chloromethane	48.7	10	50	0	97.4	37.7	121				
Vinyl chloride	51.4	5	50	0	103	60.4	140				
Chloroethane	62.8	5	50	0	126	43.1	206				
Bromomethane	30.6	10	50	0	61.2	12.6	168				
Trichlorofluoromethane	60.9	5	50	0	122	58.6	163				
Acetone	935	50	1000	11.2	92.3	37.3	152				
1,1-Dichloroethene	55.2	5	50	0	110	69.8	158				
Tertiary Butyl Alcohol (TBA)	377	50	500	0	75.4	60.4	158				
Dichloromethane	49.5	10	50	0	98.9	71.7	132				
Freon-113	51.7	5	50	0	103	52.1	166				
trans-1,2-Dichloroethene	49.6	5	50	0	99.2	72	136				
Methyl tert-butyl ether (MTBE)	48.4	2.5	50	0	96.7	54.8	155				
1,1-Dichloroethane	60.8	5	50	0	122	76.9	140				
2-Butanone (MEK)	1050	50	1000	0	105	73.7	142				
Di-isopropyl Ether (DIPE)	50.4	5	50	0	101	74.8	136				
cis-1,2-Dichloroethene	58.6	5	50	0	117	73.9	133				
Bromochloromethane	59	5	50	0	118	75.8	132				
Chloroform	66	5	50	0	132	74.3	130				S
Ethyl Tertiary Butyl Ether (ETBE)	62.4	5	50	0	125	74.8	138				
2,2-Dichloropropane	65.3	5	50	0	131	53.9	146				
1,2-Dichloroethane	67.9	5	50	0	136	72.6	144				
1,1,1-Trichloroethane	70.4	5	50	0	141	70.2	138				S
1,1-Dichloropropene	66.9	5	50	0	134	69.7	146				
Carbon tetrachloride	68.8	5	50	0	138	58.2	141				
Benzene	60.2	2.5	50	0	120	67.8	140				
Tertiary Amyl Methyl Ether (TAME)	65.4	5	50	0	131	72.3	144				
Dibromomethane	63.5	5	50	0	127	75.2	144				
1,2-Dichloropropane	67	5	50	0	134	75.3	144				
Trichloroethene	57	5	50	0	114	65.7	131				
Bromodichloromethane	59.8	5	50	0	120	70.2	141				
4-Methyl-2-pentanone (MIBK)	145	12.5	125	0	116	57.9	143				
cis-1,3-Dichloropropene	45.7	5	50	0	91.5	56.9	132				
trans-1,3-Dichloropropene	61.4	5	50	0	123	72	131				
1,1,2-Trichloroethane	64.4	5	50	0	129	74	130				
Toluene	53	2.5	50	0	106	67.2	131				
1,3-Dichloropropane	55.6	5	50	0	111	74.2	124				
2-Hexanone	566	25	500	0	113	66.7	135				
Dibromochloromethane	53.4	5	50	0	107	71.5	134				
1,2-Dibromoethane (EDB)	103	10	100	0	103	74.7	129				

Qualifiers:

B	Analyte detected in the associated Method Blank
ND	Not Detected at the Reporting Limit
R	RPD outside accepted recovery limits
S	Spike Recovery outside accepted recovery limits

ALPHA ANALYTICAL INC.

Alpha Analytical, Inc.
255 Glendale Ave, #21
Sparks, Nevada 89431
TEL: (775) 355-1044 FAX: (775) 355-0406
Website: www.alpha-analytical.com

QC SUMMARY REPORT

WO#: **2211111**

17-Nov-22

Client: CH2M Hill
Project: DFSP Norwalk **TestCode:** **VOC_W**

Sample ID: **2211111-22AMS** SampType: **MS** TestCode: **VOC_W** Units: **µg/L**
Client ID: **EB-6MS** Batch ID: **A17409** TestNo: **SW8260C**
Prep Date: **11/15/2022** RunNo: **16075** SeqNo: **467861**
Analysis Date: **11/15/2022**

Analyte	Result	PQL	SPK Value	SPK Ref Val	%REC	LowLimit	HighLimit	RPD Ref Val	%RPD	RPDLimit	Qual
Tetrachloroethene	53.4	5	50	0	107	45.9	138				
1,1,1,2-Tetrachloroethane	56.4	5	50	0	113	75.7	125				
Chlorobenzene	56.2	5	50	0	112	73.7	120				
Ethylbenzene	59.5	2.5	50	0	119	70.3	122				
m,p-Xylene	56.6	2.5	50	0	113	52.9	136				
Bromoform	57.3	5	50	0	114	61.5	141				
Xylenes, Total	114	2.5	100	0	114	61	131				
Styrene	56.1	5	50	0	112	74	130				
o-Xylene	57.5	2.5	50	0	115	67.3	129				
1,1,2,2-Tetrachloroethane	66.6	5	50	0	133	62.4	153				
1,2,3-Trichloropropane	112	10	100	0	112	37.4	171				
Isopropylbenzene	61.2	5	50	0	122	63	132				
Bromobenzene	58.2	5	50	0	116	65.1	120				
n-Propylbenzene	58.8	5	50	0	118	58.2	128				
4-Chlorotoluene	59.3	5	50	0	118	63.9	127				
2-Chlorotoluene	61.1	5	50	0	122	63.2	126				
1,3,5-Trimethylbenzene	60.5	5	50	0	121	63.8	138				
tert-Butylbenzene	61.3	5	50	0	123	59.7	128				
1,2,4-Trimethylbenzene	59.9	5	50	0	120	65.1	135				
sec-Butylbenzene	59.7	5	50	0	119	55.5	128				
1,3-Dichlorobenzene	58.7	5	50	0	117	64.5	122				
1,4-Dichlorobenzene	57.4	5	50	0	115	63.7	121				
4-Isopropyltoluene	57.6	5	50	0	115	58	135				
1,2-Dichlorobenzene	54.9	5	50	0	110	66.7	122				
n-Butylbenzene	56.9	5	50	0	114	52.7	139				
1,2-Dibromo-3-chloropropane (DBCP)	306	15	250	0	122	59.1	143				
1,2,4-Trichlorobenzene	47.4	10	50	0	94.7	47.1	139				
Naphthalene	40.5	10	50	0	81.0	31.6	164				
1,2,3-Trichlorobenzene	46.6	10	50	0	93.3	17.7	171				
Surr: 1,2-Dichloroethane-d4	63.4		50		127	69.51	130.49				
Surr: Toluene-d8	41.6		50		83.1	69.51	130.49				
Surr: 4-Bromofluorobenzene	48.4		50		96.8	69.51	130.49				

Qualifiers:

B	Analyte detected in the associated Method Blank
ND	Not Detected at the Reporting Limit
R	RPD outside accepted recovery limits
S	Spike Recovery outside accepted recovery limits

Alpha Analytical, Inc.
255 Glendale Ave, #21
Sparks, Nevada 89431
TEL: (775) 355-1044 FAX: (775) 355-0406
Website: www.alpha-analytical.com

Definition Only

WO#: **2211111**
Date: **11/17/2022**

Definitions:

ND = Not Detected

C = Reported concentration includes additional compounds uncharacteristic of common fuels and lubricants.

D = Reporting Limits were increased due to high concentrations of non-target analytes.

H = Reporting Limits were increased due to the hydrocarbons present in the sample.

J = The analyte was positively identified; the associated numerical value is the approximate concentration of the analyte in the sample.

K = DRO concentration may include contributions from lighter-end hydrocarbons (e.g. gasoline) that elute in the DRO range.

L = DRO concentration may include contributions from heavier-end hydrocarbons (e.g. motor oil) that elute in the DRO range.

O = Reporting Limits were increased due to sample foaming.

V = Reporting Limits were increased due to high concentrations of target analytes.

X = Reporting Limits were increased due to sample matrix interferences.

Z = DRO concentration may include contributions from lighter-end (e.g. gasoline) and heavier-end (e.g. motor oil) hydrocarbons that elute in the DRO range.

S50 = The analysis of the sample required a dilution such that the surrogate concentration was diluted below the laboratory acceptance criteria. The laboratory control sample was acceptable.

S51 = Surrogate recovery could not be determined due to the presence of co-eluting hydrocarbons.

S52 = Surrogate recovery was above laboratory acceptance limits. Probable matrix effect.

S53 = Surrogate recovery was below laboratory acceptance limits. Probable matrix effect.

S54 = Surrogate recovery was below laboratory acceptance limits.

S55 = Surrogate recovery was above laboratory acceptance limits.

Report CC's Benny Pataray
Danny Hill
Dustin Barr
Eric Davis
Malcolm Thomas
Nils Orliczky

WORKORDER SUMMARY

Alpha Analytical, Inc.

255 Glendale Ave, #21 Sparks, Nevada 89431
TEL: (775) 355-1044 FAX: (775) 355-0406

Report Attention: Eric Davis

CA

WorkOrder: CHH2211111
Report Due By: 17-Nov-22
EDD Required: YES

Client:
CH2M Hill
2600 Michelson Dr., Suite 500
Irvine, CA 92612

TEL: (949) 547-8969
FAX:
ProjectNo: DFSP Norwalk

Date Received: 08-Nov-22

Alpha Sample ID	Client Sample ID	Matrix	Collection Date	No. of Bottles Alpha	Sub	TAT	Requested Tests TPH/E_W	TPH/P_W	VOC_W					Sample Remarks
CHH2211111-01	TB-6	AQ	11/3/2022 7:00:00 AM	2	0	7			A - Partial					Sac TB 10/11/22
CHH2211111-02	GMW-13	AQ	11/3/2022 7:52:00 AM	6	0	7	A - TPHE(0.05) +Vinyl acetate	A - TPHE(0.05) +Vinyl acetate	A - TPHE(0.05) +Vinyl acetate					
CHH2211111-03	HL-2	AQ	11/3/2022 8:34:00 AM	6	0	7	A - TPHE(0.05) +Vinyl acetate	A - TPHE(0.05) +Vinyl acetate	A - TPHE(0.05) +Vinyl acetate					
CHH2211111-04	GWR-1R	AQ	11/3/2022 9:08:00 AM	6	0	7	A - TPHE(0.05) +Vinyl acetate	A - TPHE(0.05) +Vinyl acetate	A - TPHE(0.05) +Vinyl acetate					
CHH2211111-05	DUP-2	AQ	11/3/2022	6	0	7	A - TPHE(0.05) +Vinyl acetate	A - TPHE(0.05) +Vinyl acetate	A - TPHE(0.05) +Vinyl acetate					
CHH2211111-06	MW-12	AQ	11/3/2022 9:43:00 AM	6	0	7	A - TPHE(0.05) +Vinyl acetate	A - TPHE(0.05) +Vinyl acetate	A - TPHE(0.05) +Vinyl acetate					
CHH2211111-07	WCW-5	AQ	11/3/2022 10:27:00 AM	6	0	7	A - TPHE(0.05) +Vinyl acetate	A - TPHE(0.05) +Vinyl acetate	A - TPHE(0.05) +Vinyl acetate					
CHH2211111-08	WCW-12	AQ	11/3/2022 11:05:00 AM	6	0	7	A - TPHE(0.05) +Vinyl acetate	A - TPHE(0.05) +Vinyl acetate	A - TPHE(0.05) +Vinyl acetate					
CHH2211111-09	WCW-13	AQ	11/3/2022 11:38:00 AM	6	0	7	A - TPHE(0.05) +Vinyl acetate	A - TPHE(0.05) +Vinyl acetate	A - TPHE(0.05) +Vinyl acetate					
CHH2211111-10	WCW-8	AQ	11/3/2022 12:49:00 PM	6	0	7	A - TPHE(0.05) +Vinyl acetate	A - TPHE(0.05) +Vinyl acetate	A - TPHE(0.05) +Vinyl acetate					

Comments: Run two analyses in order to achieve lower reporting limits for all other analytes due to high TBA values.

	Signature	Print Name	Company	Date/Time
Logged in by:		Alicia Gilbert	Alpha Analytical, Inc.	11/8/22 1532

NOTE: Samples are discarded 60 days after sample receipt unless other arrangements are made. Hazardous samples will be returned to client or disposed of at client expense.

Bottle Type: L-Liter V-Voa S-Soil Jar O-Orbo T-Tedlar B-Brass P-Plastic OT-Other

Alpha Sample ID	Client Sample ID	Matrix	Collection Date	No. of Bottles Alpha	Sub	TAT	Requested Tests TPH/E_W	TPH/P_W	VOC_W					Sample Remarks
CHH2211111-11	GMW-O-18	AQ	11/3/2022 8:53:00 AM	6	0	7	A - TPHE(0.05) +Vinyl acetate	A - TPHE(0.05) +Vinyl acetate	A - TPHE(0.05) +Vinyl acetate					
CHH2211111-12	PZ-5	AQ	11/3/2022 9:36:00 AM	6	0	7	A - TPHE(0.05) +Vinyl acetate	A - TPHE(0.05) +Vinyl acetate	A - TPHE(0.05) +Vinyl acetate					
CHH2211111-13	DUP-3	AQ	11/3/2022	6	0	7	A - TPHE(0.05) +Vinyl acetate	A - TPHE(0.05) +Vinyl acetate	A - TPHE(0.05) +Vinyl acetate					
CHH2211111-14	GMW-O-24	AQ	11/3/2022 10:20:00 AM	6	0	7	A - TPHE(0.05) +Vinyl acetate	A - TPHE(0.05) +Vinyl acetate	A - TPHE(0.05) +Vinyl acetate					
CHH2211111-15	MW-9	AQ	11/3/2022 11:25:00 AM	6	0	7	A - TPHE(0.05) +Vinyl acetate	A - TPHE(0.05) +Vinyl acetate	A - TPHE(0.05) +Vinyl acetate					
CHH2211111-16	DUP-4	AQ	11/3/2022	6	0	7	A - TPHE(0.05) +Vinyl acetate	A - TPHE(0.05) +Vinyl acetate	A - TPHE(0.05) +Vinyl acetate					
CHH2211111-17	GMW-3	AQ	11/3/2022 12:22:00 PM	6	0	7	A - TPHE(0.05) +Vinyl acetate	A - TPHE(0.05) +Vinyl acetate	A - TPHE(0.05) +Vinyl acetate					
CHH2211111-18	GMW-36	AQ	11/3/2022 1:29:00 PM	6	0	7	A - TPHE(0.05) +Vinyl acetate	A - TPHE(0.05) +Vinyl acetate	A - TPHE(0.05) +Vinyl acetate					
CHH2211111-19	MW-18(MID)	AQ	11/3/2022 2:31:00 PM	6	0	7	A - TPHE(0.05) +Vinyl acetate	A - TPHE(0.05) +Vinyl acetate	A - TPHE(0.05) +Vinyl acetate					
CHH2211111-20	GMW-25	AQ	11/3/2022 3:55:00 PM	6	0	7	A - TPHE(0.05) +Vinyl acetate	A - TPHE(0.05) +Vinyl acetate	A - TPHE(0.05) +Vinyl acetate					
CHH2211111-21	WCW-4	AQ	11/3/2022 1:25:00 PM	6	0	7	A - TPHE(0.05) +Vinyl acetate	A - TPHE(0.05) +Vinyl acetate	A - TPHE(0.05) +Vinyl acetate					
CHH2211111-22	EB-6	AQ	11/3/2022 1:34:00 PM	6	0	7	A - TPHE(0.05) +Vinyl acetate	A - TPHE(0.05) +Vinyl acetate	A - TPHE(0.05) +Vinyl acetate					
CHH2211111-23	GMW-9	AQ	11/3/2022 3:13:00 PM	6	0	7	A - TPHE(0.05) +Vinyl acetate	A - TPHE(0.05) +Vinyl acetate	A - TPHE(0.05) +Vinyl acetate					
CHH2211111-24	TB-5	AQ	11/3/2022 7:00:00 AM	2	0	7			A - Partial					Client provided TB
CHH2211111-25	EB-5	AQ	11/3/2022 4:10:00 PM	6	0	7	A - TPHE(0.05) +Vinyl acetate	A - TPHE(0.05) +Vinyl acetate	A - TPHE(0.05) +Vinyl acetate					

Comments: Run two analyses in order to achieve lower reporting limits for all other analytes due to high TBA values.

	Signature	Print Name	Company	Date/Time
Logged in by:		Alicia Tribert	Alpha Analytical, Inc.	11/8/22 1532

NOTE: Samples are discarded 60 days after sample receipt unless other arrangements are made. Hazardous samples will be returned to client or disposed of at client expense.

Bottle Type: L-Liter V-Voa S-Soil Jar O-Orbo T-Tedlar B-Brass P-Plastic OT-Other

BLAINE
TECH SERVICES, INC.

1680 ROGERS AVENUE
SAN JOSE, CALIFORNIA 95112-1105
FAX (408) 573-7771
PHONE (408) 573-0555

CHAIN OF CUSTODY

CLIENT Kinder Morgan

SITE DFSP Norwalk

15306 Norwalk Blvd, Norwalk

LAB Alpha Analytical COC 1 of 3

Billing Information:
Kinder Morgan
1100 Town and CountryRd.
Orange CA 95112

Kinder Morgan Norwalk
Report to:
Eric Davis
Jacobs
2600 Michelson Drive
Suite 500
Irvine, CA 92612

CONDUCT ANALYSIS TO DETECT

SAMPLE I.D.	DATE	TIME	MATRIX AQ= Water	CONTAINERS #	Preservation	Type	TPHg, TPHd (EPA 8015M)	VOC's & Oxygenates (EPA 8260B)	ADD'L INFORMATION	STATUS	CONDITION	LAB SAMPLE #
TB-6	11/03/22	0700	AQ	2	HCL	VOA		X				CMH221111-01
GMW-13		0752		6			X	X				02
HL-2		0834		6			X	X				03
GWR-1R		0908		6			X	X				04
DUP-2		—		6			X	X				05
MW-12		0943		6			X	X				06
WCW-5		1027		6			X	X				07
WCW-12		1105		6			X	X				08
WCW-13		1138		6			X	X				09
WCW-8		1249		6			X	X				10

SAMPLING COMPLETED DATE 11/03/22 TIME 1346

SAMPLING PERFORMED BY Rissie T.

RESULTS NEEDED NO LATER THAN Standard

RELEASED BY	TIME	RECEIVED BY	DATE	TIME
[signature]	1700	Nicole Pons	11/4/22	1700
Nicole Pons	1800		11/7/22	1800
		FEDEX	11/8/22	1454

SHIPPED VIA | TIME SENT | COOLER #

BLAINE
TECH SERVICES, INC.

1680 ROGERS AVENUE
SAN JOSE, CALIFORNIA 95112-1105
FAX (408) 573-7771
PHONE (408) 573-0555

CHAIN OF CUSTODY

CLIENT: Kinder Morgan

SITE: DFSP Norwalk
15306 Norwalk Blvd, Norwalk

LAB: Alpha Analytical COC 2 of 3

Billing Information:
Kinder Morgan
1100 Town and CountryRd.
Orange CA 95112

Kinder Morgan Norwalk
Report to:
Eric Davis
Jacobs
2600 Michelson Drive
Suite 500
Irvine, CA 92612

SAMPLE I.D.	DATE	TIME	MATRIX AQ= Water	CONTAINERS #	Preservation	Type	CONDUCT ANALYSIS TO DETECT: TPHg, TPHd (EPA 8015M)	VOC's & Oxygenates (EPA 8260B)						ADD'L INFORMATION	STATUS	CONDITION	LAB SAMPLE #
GMW-O-18	11/3/22	0853	AQ	6	HCl	VOAs	X	X									CHM22[illegible]-11
PZ-5		0936		6			X	X									12
DUP-3		--		6			X	X									13
GMW-O-24		1020		6			X	X									14
MW-9		1125		6			X	X									15
DUP-4		--		6			X	X									16
GMW-3		1222		6			X	X									17
GMW-36		1329		6			X	X									18
MW-18(MID)		1431		6			X	X									19
GMW-25		1555		6			X	X									20

SAMPLING COMPLETED: DATE 11/3/22 TIME 1620

SAMPLING PERFORMED BY: Bruce Lopez

RESULTS NEEDED NO LATER THAN: Standard

RELEASED BY	TIME	RECEIVED BY	DATE	TIME
[signature]	1700	Nicole Pace	11/4/22	1800
Nicole Pace	1600	FEDEX	11/7/22	1600
		[signature]	11/8/22	1454

SHIPPED VIA | TIME SENT | COOLER #

BLAINE
TECH SERVICES, INC.

1680 ROGERS AVENUE
SAN JOSE, CALIFORNIA 95112-1105
FAX (408) 573-7771
PHONE (408) 573-0555

CHAIN OF CUSTODY

CLIENT: Kinder Morgan

SITE: DFSP Norwalk
15306 Norwalk Blvd, Norwalk

CONDUCT ANALYSIS TO DETECT

LAB: Alpha Analytical COC 3 of 3

Billing Information:
Kinder Morgan
1100 Town and CountryRd.
Orange CA 95112

Kinder Morgan Norwalk
Report to:
Eric Davis
Jacobs
2600 Michelson Drive
Suite 500
Irvine, CA 92612

SAMPLE I.D.	DATE	TIME	MATRIX AQ= Water	CONTAINERS #	Preservation	Type	TPHg, TPHd (EPA 8015M)	VOC's & Oxygenates (EPA 8260B)	ADD'L INFORMATION	STATUS	CONDITION	LAB SAMPLE #
WCW-4	11/03/22	1325	AQ	6	HCL	VOA	X	X				CHH22[illegible]-21
EB-6	11/03/22	1334	AQ	6	HCL	VOA	X	X				22
GMW-9	11/3/22	1513	"	6	"	"	X	X				23
TB-5	"	0700	"	2	"	"		X				24
EB-5	"	1610	"	6	"	"	X	X				25

SAMPLING COMPLETED: DATE 11/03/22 TIME 1346

SAMPLING PERFORMED BY: Riggie T. / Bruce Lopez

RESULTS NEEDED NO LATER THAN: Standard

		TIME		DATE	TIME
RELEASED BY		0700	RECEIVED BY: Nicole Pace	11/7/22	0700
RELEASED BY: Nicole Pace		1600	RECEIVED BY: FEDEX	11/7/22	1600
RELEASED BY			RECEIVED BY	11/8/22	1454

SHIPPED VIA	TIME SENT	COOLER #

APPENDIX C

HISTORICAL GROUNDWATER ELEVATIONS

NOVEMBER 1996 THROUGH NOVEMBER 2022

APPENDIX C
HISTORICAL GROUNDWATER ELEVATIONS, NOVEMBER 1996 THROUGH NOVEMBER 2022
Defense Fuel Support Point Norwalk
15306 Norwalk Boulevard, Norwalk, California 90650

Well	Date	Top of Casing Elevation (feet MSL)	Depth to Product (feet btc)	Depth to Groundwater (feet btc)	Measured Product Thickness (feet)	Groundwater Elevation (feet MSL)
Exposition Aquifer						
EXP-1	05/28/96	78.44	-----	48.29	-----	30.15
EXP-1	11/20/96	78.44	-----	49.10	-----	29.34
EXP-1	07/01/97	78.44	-----	47.89	-----	30.55
EXP-1	12/31/97	78.44	-----	47.08	-----	31.36
EXP-1	05/01/98	78.44	-----	45.16	-----	33.28
EXP-1	05/25/99	78.44	-----	45.44	-----	33.00
EXP-1	08/09/99	78.44	-----	47.60	-----	30.84
EXP-1	09/23/99	78.44	-----	48.53	-----	29.91
EXP-1	10/12/99	78.44	-----	48.51	-----	29.93
EXP-1	11/15/99	78.44	-----	48.39	-----	30.05
EXP-1	12/21/99	78.44	-----	47.69	-----	30.75
EXP-1	01/20/00	78.44	-----	47.45	-----	30.99
EXP-1	02/28/00	78.44	-----	46.92	-----	31.52
EXP-1	03/28/00	78.44	-----	46.65	-----	31.79
EXP-1	04/20/00	78.44	-----	47.20	-----	31.24
EXP-1	05/15/00	78.44	-----	47.51	-----	30.93
EXP-1	05/15/00	78.44	-----	47.55	-----	30.89
EXP-1	06/30/00	78.44	-----	48.51	-----	29.93
EXP-1	08/28/00	78.44	-----	49.50	-----	28.94
EXP-1	02/05/01	78.44	-----	48.47	-----	29.97
EXP-1	05/07/01	78.44	-----	48.09	-----	30.35
EXP-1	05/07/01	78.44	-----	48.15	-----	30.29
EXP-1	09/18/01	78.44	-----	50.22	-----	28.22
EXP-1	11/05/01	78.44	-----	50.17	-----	28.27
EXP-1	11/13/01	78.44	-----	49.31	-----	29.13
EXP-1	11/13/01	78.44	-----	49.32	-----	29.12
EXP-1	01/29/02	78.44	-----	49.07	-----	29.37
EXP-1	04/08/02	78.44	-----	48.96	-----	29.48
EXP-1	04/08/02	78.44	-----	49.20	-----	29.24
EXP-1	07/29/02	78.44	-----	51.35	-----	27.09
EXP-1	10/21/02	78.44	-----	51.91	-----	26.53
EXP-1	10/21/02	78.44	-----	51.94	-----	26.50
EXP-1	01/27/03	78.44	-----	49.60	-----	28.84
EXP-1	04/07/03	78.44	-----	50.28	-----	28.16
EXP-1	04/07/03	78.44	-----	50.30	-----	28.14
EXP-1	07/30/03	78.44	-----	51.42	-----	27.02
EXP-1	10/06/03	78.44	-----	51.76	-----	26.68
EXP-1	10/06/03	78.44	-----	51.77	-----	26.67
EXP-1	01/27/04	78.44	-----	51.25	-----	27.19
EXP-1	04/19/04	78.44	-----	51.09	-----	27.35
EXP-1	07/19/04	78.44	-----	52.91	-----	25.53
EXP-1	11/01/04	78.44	-----	54.14	-----	24.30

APPENDIX C
HISTORICAL GROUNDWATER ELEVATIONS, NOVEMBER 1996 THROUGH NOVEMBER 2022
Defense Fuel Support Point Norwalk
15306 Norwalk Boulevard, Norwalk, California 90650

Well	Date	Top of Casing Elevation (feet MSL)	Depth to Product (feet btc)	Depth to Groundwater (feet btc)	Measured Product Thickness (feet)	Groundwater Elevation (feet MSL)
EXP-1	02/01/05	78.44	-----	52.90	-----	25.54
EXP-1	05/02/05	78.44	-----	51.77	-----	26.67
EXP-1	05/02/05	78.44	-----	51.91	-----	26.53
EXP-1	08/01/05	78.44	-----	52.61	-----	25.83
EXP-1	10/31/05	78.44	-----	52.59	-----	25.85
EXP-1	02/27/06	78.44	-----	50.28	-----	28.16
EXP-1	03/06/06	78.44	-----	50.63	-----	27.81
EXP-1	05/01/06	78.44	-----	49.30	-----	29.14
EXP-1	05/01/06	78.44	-----	49.70	-----	28.74
EXP-1	08/26/06	78.44	-----	50.53	-----	27.91
EXP-1	09/18/06	78.44	-----	50.56	-----	27.88
EXP-1	12/01/06	78.44	-----	50.74	-----	27.70
EXP-1	12/04/06	78.44	-----	50.28	-----	28.16
EXP-1	03/12/07	78.44	-----	48.91	-----	29.53
EXP-1	03/21/07	78.44	-----	48.82	-----	29.62
EXP-1	04/27/07	78.44	-----	49.20	-----	29.24
EXP-1	04/30/07	78.44	-----	48.85	-----	29.59
EXP-1	08/28/07	78.44	-----	51.38	-----	27.06
EXP-1	11/12/07	78.44	-----	52.37	-----	26.07
EXP-1	11/12/07	78.44	-----	52.27	-----	26.17
EXP-1	02/05/08	78.44	-----	52.15	-----	26.29
EXP-1	02/19/08	78.44	-----	51.63	-----	26.81
EXP-1	04/11/08	78.44	-----	51.51	-----	26.93
EXP-1	04/14/08	78.44	-----	51.40	-----	27.04
EXP-1	07/24/08	78.44	-----	52.92	-----	25.52
EXP-1	08/11/08	78.44	-----	53.21	-----	25.23
EXP-1	10/13/08	78.44	-----	53.75	-----	24.69
EXP-1	10/14/08	78.44	-----	53.75	-----	24.69
EXP-1	02/09/09	78.44	-----	52.56	-----	25.88
EXP-1	04/20/09	78.44	-----	53.41	-----	25.03
EXP-1	07/16/09	78.44	-----	55.06	-----	23.38
EXP-1	07/20/09	78.44	-----	54.83	-----	23.61
EXP-1	10/19/09	78.44	-----	55.86	-----	22.58
EXP-1	01/11/10	78.44	-----	55.80	-----	22.64
EXP-1	03/15/10	78.44	-----	55.01	-----	23.43
EXP-1	04/07/10	78.44	-----	55.29	-----	23.15
EXP-1	04/12/10	78.44	-----	55.24	-----	23.20
EXP-1	05/24/10	78.44	-----	55.38	-----	23.06
EXP-1	05/28/10	78.44	-----	55.40	-----	23.04
EXP-1	10/04/10	78.44	-----	56.44	-----	22.00
EXP-1	01/06/11	78.44	-----	54.99	-----	23.45
EXP-1	01/10/11	78.44	-----	54.77	-----	23.67
EXP-1	04/07/11	78.44	-----	53.67	-----	24.77
EXP-1	04/11/11	78.44	-----	53.98	-----	24.46

APPENDIX C
HISTORICAL GROUNDWATER ELEVATIONS, NOVEMBER 1996 THROUGH NOVEMBER 2022
Defense Fuel Support Point Norwalk
15306 Norwalk Boulevard, Norwalk, California 90650

Well	Date	Top of Casing Elevation (feet MSL)	Depth to Product (feet btc)	Depth to Groundwater (feet btc)	Measured Product Thickness (feet)	Groundwater Elevation (feet MSL)
EXP-1	07/07/11	78.44	-----	53.65	-----	24.79
EXP-1	07/11/11	78.44	-----	53.51	-----	24.93
EXP-1	10/06/11	78.44	-----	54.13	-----	24.31
EXP-1	10/10/11	78.44	-----	53.75	-----	24.69
EXP-1	01/09/12	78.44	-----	52.67	-----	25.77
EXP-1	04/16/12	78.44	-----	52.29	-----	26.15
EXP-1	07/09/12	78.44	-----	52.69	-----	25.75
EXP-1	10/15/12	78.44	-----	53.63	-----	24.81
EXP-1	01/10/13	78.44	-----	52.78	-----	25.66
EXP-1	01/14/13	78.44	-----	52.99	-----	25.45
EXP-1	04/03/13	78.44	-----	52.91	-----	25.53
EXP-1	04/08/13	78.44	-----	52.51	-----	25.93
EXP-1	04/08/13	78.44	-----	52.57	-----	25.87
EXP-1	10/01/13	78.44	-----	55.34	-----	23.10
EXP-1	10/07/13	78.44	-----	55.41	-----	23.03
EXP-1	04/09/14	78.44	-----	55.42	-----	23.02
EXP-1	04/14/14	78.44	-----	55.45	-----	22.99
EXP-1	10/27/14	78.44	-----	58.29	-----	20.15
EXP-1	10/27/14	78.44	-----	58.44	-----	20.00
EXP-1	04/20/15	78.44	-----	57.93	-----	20.51
EXP-1	04/20/15	78.44	-----	57.81	-----	20.63
EXP-1	10/19/15	78.44	-----	59.37	-----	19.07
EXP-1	10/19/15	78.44	-----	59.22	-----	19.22
EXP-1	04/11/16	78.44	-----	59.50	-----	18.94
EXP-1	04/13/16	78.44	-----	59.43	-----	19.01
EXP-1	10/03/16	78.44	-----	61.17	-----	17.27
EXP-1	10/03/16	78.44	-----	61.31	-----	17.13
EXP-1	04/17/17	78.44	-----	60.47	-----	17.97
EXP-1	04/18/17	78.44	-----	60.48	-----	17.96
EXP-1	10/03/17	78.44	-----	61.14	-----	17.30
EXP-1	10/02/17	78.44	-----	60.98	-----	17.46
EXP-1	10/25/17	78.44	-----	60.87	-----	17.57
EXP-1	04/16/18	78.44	-----	60.17	-----	18.27
EXP-1	11/05/18	78.44	-----	61.74	-----	16.70
EXP-1	11/05/18	78.44	-----	61.74	-----	16.70
EXP-1	04/16/19	78.44	-----	60.63	-----	17.81
EXP-1	04/16/19	78.44	-----	60.77	-----	17.67
EXP-1	10/28/19	78.44	-----	61.83	-----	16.61
EXP-1	10/28/19	78.44	-----	61.80	-----	16.64
EXP-1	05/04/20	78.44	-----	60.24	-----	18.20
EXP-1	05/04/20	78.44	-----	60.35	-----	18.09
EXP-1	10/19/20	78.44	-----	61.10	-----	17.34
EXP-1	11/02/20	78.44	-----	61.25	-----	17.19
EXP-1	11/02/20	78.44	-----	61.25	-----	17.19

APPENDIX C
HISTORICAL GROUNDWATER ELEVATIONS, NOVEMBER 1996 THROUGH NOVEMBER 2022
Defense Fuel Support Point Norwalk
15306 Norwalk Boulevard, Norwalk, California 90650

Well	Date	Top of Casing Elevation (feet MSL)	Depth to Product (feet btc)	Depth to Groundwater (feet btc)	Measured Product Thickness (feet)	Groundwater Elevation (feet MSL)
EXP-1	05/03/21	78.44	-----	59.79	-----	18.65
EXP-1	05/04/21	78.44	-----	59.97	-----	18.47
EXP-1	11/01/21	78.44	-----	61.68	-----	16.76
EXP-1	11/01/21	78.44	-----	61.82	-----	16.62
EXP-1	05/09/22	78.44	-----	60.74	-----	17.70
EXP-1	05/09/22	78.44	-----	60.61	-----	17.83
EXP-1	10/31/22	78.44	-----	61.46	-----	16.98
EXP-1	10/31/22	78.44	-----	61.41	-----	17.03
EXP-2	05/28/96	79.43	-----	47.58	-----	31.85
EXP-2	11/20/96	79.43	-----	48.20	-----	31.23
EXP-2	07/01/97	79.43	-----	47.19	-----	32.24
EXP-2	12/31/97	79.43	-----	46.33	-----	33.10
EXP-2	05/01/98	79.43	-----	44.40	-----	35.03
EXP-2	05/04/99	79.43	-----	44.05	-----	35.38
EXP-2	05/25/99	79.43	-----	44.85	-----	34.58
EXP-2	07/21/99	79.43	-----	46.67	-----	32.76
EXP-2	08/09/99	79.43	-----	47.02	-----	32.41
EXP-2	09/23/99	79.43	-----	48.90	-----	30.53
EXP-2	10/12/99	79.43	-----	48.93	-----	30.50
EXP-2	11/15/99	79.43	-----	47.76	-----	31.67
EXP-2	12/21/99	79.43	-----	47.03	-----	32.40
EXP-2	01/20/00	79.43	-----	46.85	-----	32.58
EXP-2	02/28/00	79.43	-----	46.39	-----	33.04
EXP-2	03/28/00	79.43	-----	46.15	-----	33.28
EXP-2	04/20/00	79.43	-----	46.69	-----	32.74
EXP-2	05/15/00	79.43	-----	47.04	-----	32.39
EXP-2	05/15/00	79.43	-----	47.05	-----	32.38
EXP-2	06/30/00	79.43	-----	48.01	-----	31.42
EXP-2	08/28/00	79.43	-----	48.96	-----	30.47
EXP-2	11/13/00	79.43	-----	48.71	-----	30.72
EXP-2	11/13/00	79.43	-----	48.74	-----	30.69
EXP-2	02/05/01	79.43	-----	47.83	-----	31.60
EXP-2	05/07/01	79.43	-----	47.58	-----	31.85
EXP-2	05/07/01	79.43	-----	47.61	-----	31.82
EXP-2	09/18/01	79.43	-----	49.75	-----	29.68
EXP-2	11/05/01	79.43	-----	49.60	-----	29.83
EXP-2	01/29/02	79.43	-----	48.56	-----	30.87
EXP-2	04/08/02	79.43	-----	48.63	-----	30.80
EXP-2	04/08/02	79.43	-----	48.72	-----	30.71
EXP-2	07/29/02	79.43	-----	50.90	-----	28.53
EXP-2	10/21/02	79.43	-----	51.46	-----	27.97
EXP-2	10/21/02	79.43	-----	51.51	-----	27.92
EXP-2	01/27/03	79.43	-----	49.29	-----	30.14

APPENDIX C
HISTORICAL GROUNDWATER ELEVATIONS, NOVEMBER 1996 THROUGH NOVEMBER 2022
Defense Fuel Support Point Norwalk
15306 Norwalk Boulevard, Norwalk, California 90650

Well	Date	Top of Casing Elevation (feet MSL)	Depth to Product (feet btc)	Depth to Groundwater (feet btc)	Measured Product Thickness (feet)	Groundwater Elevation (feet MSL)
EXP-2	04/07/03	79.43	-----	49.95	-----	29.48
EXP-2	04/07/03	79.43	-----	50.05	-----	29.38
EXP-2	07/30/03	79.43	-----	51.15	-----	28.28
EXP-2	10/06/03	79.43	-----	51.62	-----	27.81
EXP-2	01/27/04	79.43	-----	51.09	-----	28.34
EXP-2	04/19/04	79.43	-----	51.08	-----	28.35
EXP-2	04/19/04	79.43	-----	50.00	-----	29.43
EXP-2	07/19/04	79.43	-----	52.90	-----	26.53
EXP-2	11/01/04	79.43	-----	53.98	-----	25.45
EXP-2	02/01/05	79.43	-----	52.89	-----	26.54
EXP-2	05/02/05	79.43	-----	51.87	-----	27.56
EXP-2	05/02/05	79.43	-----	51.75	-----	27.68
EXP-2	08/01/05	79.43	-----	52.65	-----	26.78
EXP-2	10/31/05	79.43	-----	52.55	-----	26.88
EXP-2	02/27/06	79.43	-----	50.30	-----	29.13
EXP-2	05/01/06	79.43	-----	49.69	-----	29.74
EXP-2	05/01/06	79.43	-----	49.31	-----	30.12
EXP-2	09/18/06	79.43	-----	51.53	-----	27.90
EXP-2	12/01/06	79.43	-----	50.60	-----	28.83
EXP-2	12/04/06	79.43	-----	50.19	-----	29.24
EXP-2	03/12/07	79.43	-----	48.92	-----	30.51
EXP-2	04/30/07	79.43	-----	49.31	-----	30.12
EXP-2	04/30/07	79.43	-----	48.87	-----	30.56
EXP-2	08/28/07	79.43	-----	51.31	-----	28.12
EXP-2	11/12/07	79.43	-----	52.27	-----	27.16
EXP-2	02/19/08	79.43	-----	51.49	-----	27.94
EXP-2	04/11/08	79.43	-----	51.46	-----	27.97
EXP-2	04/14/08	79.43	-----	51.35	-----	28.08
EXP-2	07/24/08	79.43	-----	53.08	-----	26.35
EXP-2	08/11/08	79.43	-----	53.28	-----	26.15
EXP-2	10/13/08	79.43	-----	53.76	-----	25.67
EXP-2	10/14/08	79.43	-----	53.76	-----	25.67
EXP-2	02/09/09	79.43	-----	52.81	-----	26.62
EXP-2	04/20/09	79.43	-----	54.83	-----	24.60
EXP-2	07/16/09	79.43	-----	54.91	-----	24.52
EXP-2	07/20/09	79.43	-----	54.91	-----	24.52
EXP-2	10/19/09	79.43	-----	55.90	-----	23.53
EXP-2	01/11/10	79.43	-----	55.93	-----	23.50
EXP-2	03/15/10	79.43	-----	55.22	-----	24.21
EXP-2	04/07/10	79.43	-----	55.52	-----	23.91
EXP-2	04/12/10	79.43	-----	55.82	-----	23.61
EXP-2	05/24/10	79.43	-----	55.66	-----	23.77
EXP-2	05/28/10	79.43	-----	55.69	-----	23.74
EXP-2	10/04/10	79.43	-----	56.65	-----	22.78

APPENDIX C
HISTORICAL GROUNDWATER ELEVATIONS, NOVEMBER 1996 THROUGH NOVEMBER 2022
Defense Fuel Support Point Norwalk
15306 Norwalk Boulevard, Norwalk, California 90650

Well	Date	Top of Casing Elevation (feet MSL)	Depth to Product (feet btc)	Depth to Groundwater (feet btc)	Measured Product Thickness (feet)	Groundwater Elevation (feet MSL)
EXP-2	01/06/11	79.43	-----	55.48	-----	23.95
EXP-2	01/10/11	79.43	-----	55.18	-----	24.25
EXP-2	04/06/11	79.43	-----	54.07	-----	25.36
EXP-2	04/11/11	79.43	-----	54.44	-----	24.99
EXP-2	07/07/11	79.43	-----	54.18	-----	25.25
EXP-2	07/11/11	79.43	-----	53.94	-----	25.49
EXP-2	10/06/11	79.43	-----	54.26	-----	25.17
EXP-2	10/10/11	79.43	-----	53.21	-----	26.22
EXP-2	01/09/12	79.43	-----	52.98	-----	26.45
EXP-2	04/16/12	79.43	-----	52.63	-----	26.80
EXP-2	07/09/12	79.43	-----	53.08	-----	26.35
EXP-2	10/15/12	79.43	-----	53.96	-----	25.47
EXP-2	01/10/13	79.43	-----	53.22	-----	26.21
EXP-2	01/14/13	79.43	-----	53.02	-----	26.41
EXP-2	04/02/13	79.43	-----	53.33	-----	26.10
EXP-2	04/08/13	79.43	-----	52.97	-----	26.46
EXP-2	10/01/13	79.43	-----	55.89	-----	23.54
EXP-2	10/07/13	79.43	-----	55.88	-----	23.55
EXP-2	04/07/14	79.43	-----	56.07	-----	23.36
EXP-2	04/14/14	79.43	-----	56.10	-----	23.33
EXP-2	10/27/14	79.43	-----	58.94	-----	20.49
EXP-2	10/27/14	79.43	-----	59.11	-----	20.32
EXP-2	04/20/15	79.43	-----	58.72	-----	20.71
EXP-2	04/20/15	79.43	-----	58.53	-----	20.90
EXP-2	10/19/15	79.43	-----	60.23	-----	19.20
EXP-2	10/19/15	79.43	-----	60.23	-----	19.20
EXP-2	04/11/16	79.43	-----	60.31	-----	19.12
EXP-2	04/11/16	79.43	-----	60.25	-----	19.18
EXP-2	10/03/16	79.43	-----	62.18	-----	17.25
EXP-2	10/03/16	79.43	-----	61.88	-----	17.55
EXP-2	04/17/17	79.43	-----	61.39	-----	18.04
EXP-2	04/17/17	79.43	-----	61.42	-----	18.01
EXP-2	10/02/17	79.43	-----	62.04	-----	17.39
EXP-2	10/02/17	79.43	-----	61.97	-----	17.46
EXP-2	10/25/17	79.43	-----	61.94	-----	17.49
EXP-2	04/16/18	79.43	-----	61.08	-----	18.35
EXP-2	11/05/18	79.43	-----	62.91	-----	16.52
EXP-2	11/05/18	79.43	-----	62.92	-----	16.51
EXP-2	04/12/19	79.43	-----	61.75	-----	17.68
EXP-2	04/16/19	79.43	-----	61.77	-----	17.66
EXP-2	04/18/19	79.43	-----	61.87	-----	17.56
EXP-2	10/28/19	79.43	-----	62.96	-----	16.47
EXP-2	10/28/19	79.43	-----	62.91	-----	16.52
EXP-2	05/04/20	79.43	-----	61.52	-----	17.91

APPENDIX C
HISTORICAL GROUNDWATER ELEVATIONS, NOVEMBER 1996 THROUGH NOVEMBER 2022
Defense Fuel Support Point Norwalk
15306 Norwalk Boulevard, Norwalk, California 90650

Well	Date	Top of Casing Elevation (feet MSL)	Depth to Product (feet btc)	Depth to Groundwater (feet btc)	Measured Product Thickness (feet)	Groundwater Elevation (feet MSL)
EXP-2	05/04/20	79.43	-----	61.48	-----	17.95
EXP-2	10/19/20	79.43	-----	62.27	-----	17.16
EXP-2	11/02/20	79.43	-----	62.38	-----	17.05
EXP-2	11/02/20	79.43	-----	62.40	-----	17.03
EXP-2	05/03/21	79.43	-----	61.20	-----	18.23
EXP-2	05/04/21	79.43	-----	61.23	-----	18.20
EXP-2	11/01/21	79.43	-----	62.91	-----	16.52
EXP-2	11/01/21	79.43	-----	62.59	-----	16.84
EXP-2	05/09/22	79.43	-----	61.79	-----	17.64
EXP-2	05/09/22	79.43	-----	61.71	-----	17.72
EXP-2	10/31/22	79.43	-----	62.51	-----	16.92
EXP-2	10/31/22	79.43	-----	62.62	-----	16.81
EXP-3	05/28/96	77.58	-----	47.40	-----	30.18
EXP-3	11/20/96	77.58	-----	48.25	-----	29.33
EXP-3	07/01/97	77.58	-----	47.15	-----	30.43
EXP-3	12/31/97	77.58	-----	46.21	-----	31.37
EXP-3	05/01/98	77.58	-----	44.19	-----	33.39
EXP-3	05/04/99	77.58	-----	43.88	-----	33.70
EXP-3	05/26/99	77.58	-----	44.72	-----	32.86
EXP-3	08/09/99	77.58	-----	46.98	-----	30.60
EXP-3	09/23/99	77.58	-----	47.78	-----	29.80
EXP-3	10/12/99	77.58	-----	47.76	-----	29.82
EXP-3	11/15/99	77.58	-----	47.65	-----	29.93
EXP-3	12/21/99	77.58	-----	46.85	-----	30.73
EXP-3	01/20/00	77.58	-----	46.57	-----	31.01
EXP-3	02/28/00	77.58	-----	46.01	-----	31.57
EXP-3	03/28/00	77.58	-----	45.79	-----	31.79
EXP-3	04/20/00	77.58	-----	46.35	-----	31.23
EXP-3	05/15/00	77.58	-----	46.68	-----	30.90
EXP-3	05/15/00	77.58	-----	46.63	-----	30.95
EXP-3	06/30/00	77.58	-----	47.75	-----	29.83
EXP-3	08/28/00	77.58	-----	48.77	-----	28.81
EXP-3	11/13/00	77.58	-----	48.51	-----	29.07
EXP-3	11/13/00	77.58	-----	48.41	-----	29.17
EXP-3	02/05/01	77.58	-----	47.58	-----	30.00
EXP-3	05/07/01	77.58	-----	47.29	-----	30.29
EXP-3	05/07/01	77.58	-----	47.26	-----	30.32
EXP-3	09/18/01	77.58	-----	49.46	-----	28.12
EXP-3	11/05/01	77.58	-----	49.32	-----	28.26
EXP-3	01/29/02	77.58	-----	48.19	-----	29.39
EXP-3	04/08/02	77.58	-----	48.25	-----	29.33
EXP-3	04/08/02	77.58	-----	48.21	-----	29.37
EXP-3	07/29/02	77.58	-----	50.59	-----	26.99

APPENDIX C
HISTORICAL GROUNDWATER ELEVATIONS, NOVEMBER 1996 THROUGH NOVEMBER 2022
Defense Fuel Support Point Norwalk
15306 Norwalk Boulevard, Norwalk, California 90650

Well	Date	Top of Casing Elevation (feet MSL)	Depth to Product (feet btc)	Depth to Groundwater (feet btc)	Measured Product Thickness (feet)	Groundwater Elevation (feet MSL)
EXP-3	10/21/02	77.58	-----	51.16	-----	26.42
EXP-3	10/21/02	77.58	-----	51.11	-----	26.47
EXP-3	01/27/03	77.58	-----	48.62	-----	28.96
EXP-3	04/07/03	77.58	-----	49.55	-----	28.03
EXP-3	04/07/03	77.58	-----	49.46	-----	28.12
EXP-3	07/30/03	77.58	-----	50.59	-----	26.99
EXP-3	10/06/03	77.58	-----	50.95	-----	26.63
EXP-3	10/06/03	77.58	-----	51.01	-----	26.57
EXP-3	01/27/04	77.58	-----	50.35	-----	27.23
EXP-3	04/19/04	77.58	-----	50.22	-----	27.36
EXP-3	04/19/04	77.58	-----	50.19	-----	27.39
EXP-3	07/19/04	77.58	-----	52.19	-----	25.39
EXP-3	11/01/04	77.58	-----	53.26	-----	24.32
EXP-3	02/01/05	77.58	-----	51.94	-----	25.64
EXP-3	05/02/05	77.58	-----	50.90	-----	26.68
EXP-3	05/02/05	77.58	-----	49.83	-----	27.75
EXP-3	08/01/05	77.58	-----	51.82	-----	25.76
EXP-3	10/31/05	77.58	-----	51.71	-----	25.87
EXP-3	02/27/06	77.58	-----	49.29	-----	28.29
EXP-3	05/01/06	77.58	-----	48.74	-----	28.84
EXP-3	05/01/06	77.58	-----	48.31	-----	29.27
EXP-3	09/18/06	77.58	-----	50.14	-----	27.44
EXP-3	12/01/06	77.58	-----	49.74	-----	27.84
EXP-3	12/04/06	77.58	-----	49.41	-----	28.17
EXP-3	03/12/07	77.58	-----	47.95	-----	29.63
EXP-3	04/30/07	77.58	-----	48.31	-----	29.27
EXP-3	04/30/07	77.58	-----	47.86	-----	29.72
EXP-3	08/28/07	77.58	-----	50.61	-----	26.97
EXP-3	11/12/07	77.58	-----	51.57	-----	26.01
EXP-3	11/12/07	77.58	-----	51.56	-----	26.02
EXP-3	02/05/08	77.58	-----	51.23	-----	26.35
EXP-3	02/19/08	77.58	-----	50.70	-----	26.88
EXP-3	04/14/08	77.58	-----	50.63	-----	26.95
EXP-3	04/14/08	77.58	-----	50.60	-----	26.98
EXP-3	07/24/08	77.58	-----	52.78	-----	24.80
EXP-3	08/11/08	77.58	-----	52.45	-----	25.13
EXP-3	10/13/08	77.58	-----	52.97	-----	24.61
EXP-3	10/14/08	77.58	-----	52.97	-----	24.61
EXP-3	02/10/09	77.58	-----	52.16	-----	25.42
EXP-3	04/20/09	77.58	-----	52.97	-----	24.61
EXP-3	07/16/09	77.58	-----	54.02	-----	23.56
EXP-3	07/20/09	77.58	-----	53.93	-----	23.65
EXP-3	10/19/09	77.58	-----	55.40	-----	22.18
EXP-3	01/11/10	77.58	-----	54.51	-----	23.07

APPENDIX C
HISTORICAL GROUNDWATER ELEVATIONS, NOVEMBER 1996 THROUGH NOVEMBER 2022
Defense Fuel Support Point Norwalk
15306 Norwalk Boulevard, Norwalk, California 90650

Well	Date	Top of Casing Elevation (feet MSL)	Depth to Product (feet btc)	Depth to Groundwater (feet btc)	Measured Product Thickness (feet)	Groundwater Elevation (feet MSL)
EXP-3	03/15/10	77.58	-----	54.10	-----	23.48
EXP-3	04/07/10	77.58	-----	54.36	-----	23.22
EXP-3	04/12/10	77.58	-----	54.82	-----	22.76
EXP-3	05/24/10	77.58	-----	54.54	-----	23.04
EXP-3	05/28/10	77.58	-----	54.51	-----	23.07
EXP-3	10/04/10	77.58	-----	55.42	-----	22.16
EXP-3	01/08/11	77.58	-----	53.91	-----	23.67
EXP-3	01/10/11	77.58	-----	53.88	-----	23.70
EXP-3	04/07/11	77.58	-----	52.66	-----	24.92
EXP-3	04/11/11	77.58	-----	52.92	-----	24.66
EXP-3	07/08/11	77.58	-----	52.73	-----	24.85
EXP-3	07/11/11	77.58	-----	52.54	-----	25.04
EXP-3	10/06/11	77.58	-----	53.23	-----	24.35
EXP-3	10/10/11	77.58	-----	52.74	-----	24.84
EXP-3	01/09/12	77.58	-----	51.67	-----	25.91
EXP-3	04/16/12	77.58	-----	51.34	-----	26.24
EXP-3	07/09/12	77.58	-----	51.87	-----	25.71
EXP-3	08/29/12	77.58	-----	52.69	-----	24.89
EXP-3	10/15/12	77.58	-----	52.80	-----	24.78
EXP-3	01/11/13	77.58	-----	51.94	-----	25.64
EXP-3	01/14/13	77.58	-----	51.70	-----	25.88
EXP-3	04/03/13	77.58	-----	52.01	-----	25.57
EXP-3	04/08/13	77.58	-----	51.65	-----	25.93
EXP-3	10/02/13	77.58	-----	54.61	-----	22.97
EXP-3	10/07/13	77.58	-----	54.62	-----	22.96
EXP-3	04/09/14	77.58	-----	54.55	-----	23.03
EXP-3	04/14/14	77.58	-----	54.68	-----	22.90
EXP-3	10/27/14	77.58	-----	57.55	-----	20.03
EXP-3	10/27/14	77.58	-----	57.70	-----	19.88
EXP-3	04/20/15	77.58	-----	57.09	-----	20.49
EXP-3	04/20/15	77.58	-----	56.91	-----	20.67
EXP-3	10/19/15	77.58	-----	58.43	-----	19.15
EXP-3	10/20/15	77.58	-----	58.50	-----	19.08
EXP-3	04/11/16	77.58	-----	58.80	-----	18.78
EXP-3	04/12/16	77.58	-----	58.72	-----	18.86
EXP-3	10/03/16	77.58	-----	60.92	-----	16.66
EXP-3	10/03/16	77.58	-----	60.52	-----	17.06
EXP-3	04/17/17	77.58	-----	59.52	-----	18.06
EXP-3	04/18/17	77.58	-----	59.59	-----	17.99
EXP-3	10/03/17	77.58	-----	60.26	-----	17.32
EXP-3	10/02/17	77.58	-----	60.12	-----	17.46
EXP-3	10/25/17	77.58	-----	60.00	-----	17.58
EXP-3	04/16/18	77.58	-----	59.31	-----	18.27
EXP-3	11/05/18	77.58	-----	60.92	-----	16.66

APPENDIX C
HISTORICAL GROUNDWATER ELEVATIONS, NOVEMBER 1996 THROUGH NOVEMBER 2022
Defense Fuel Support Point Norwalk
15306 Norwalk Boulevard, Norwalk, California 90650

Well	Date	Top of Casing Elevation (feet MSL)	Depth to Product (feet btc)	Depth to Groundwater (feet btc)	Measured Product Thickness (feet)	Groundwater Elevation (feet MSL)
EXP-3	11/05/18	77.58	-----	60.98	-----	16.60
EXP-3	04/16/19	77.58	-----	59.72	-----	17.86
EXP-3	04/16/19	77.58	-----	59.65	-----	17.93
EXP-3	10/28/19	77.58	-----	60.90	-----	16.68
EXP-3	10/28/19	77.58	-----	61.08	-----	16.50
EXP-3	05/04/20	77.58	-----	59.33	-----	18.25
EXP-3	05/04/20	77.58	-----	59.36	-----	18.22
EXP-3	10/19/20	77.58	-----	60.24	-----	17.34
EXP-3	11/02/20	77.58	-----	60.36	-----	17.22
EXP-3	11/02/20	77.58	-----	60.20	-----	17.38
EXP-3	05/03/21	77.58	-----	59.21	-----	18.37
EXP-3	05/04/21	77.58	-----	59.19	-----	18.39
EXP-3	11/01/21	77.58	-----	60.83	-----	16.75
EXP-3	11/01/21	77.58	-----	60.75	-----	16.83
EXP-3	05/09/22	77.58	-----	59.86	-----	17.72
EXP-3	05/09/22	77.58	-----	59.72	-----	17.86
EXP-3	10/31/22	74.36	-----	57.35	-----	17.01
EXP-3	10/31/22	74.36	-----	57.35	-----	17.01
EXP-4	02/03/99	79.81	-----	43.49	-----	36.32
EXP-4	05/04/99	79.81	-----	43.43	-----	36.38
EXP-4	07/21/99	79.81	-----	46.03	-----	33.78
EXP-4	08/09/99	79.81	-----	46.49	-----	33.32
EXP-4	09/23/99	79.81	-----	47.29	-----	32.52
EXP-4	10/12/99	79.81	-----	47.30	-----	32.51
EXP-4	11/15/99	79.81	-----	47.18	-----	32.63
EXP-4	12/21/99	79.81	-----	46.42	-----	33.39
EXP-4	01/20/00	79.81	-----	46.29	-----	33.52
EXP-4	02/28/00	79.81	-----	45.89	-----	33.92
EXP-4	03/28/00	79.81	-----	45.61	-----	34.20
EXP-4	04/20/00	79.81	-----	46.12	-----	33.69
EXP-4	05/15/00	79.81	-----	46.39	-----	33.42
EXP-4	06/30/00	79.81	-----	47.42	-----	32.39
EXP-4	08/28/00	79.81	-----	48.35	-----	31.46
EXP-4	11/13/00	79.81	-----	48.15	-----	31.66
EXP-4	02/05/01	79.81	-----	47.26	-----	32.55
EXP-4	05/07/01	79.81	-----	47.01	-----	32.80
EXP-4	09/18/01	79.81	-----	49.10	-----	30.71
EXP-4	11/05/01	79.81	-----	48.97	-----	30.84
EXP-4	01/29/02	79.81	-----	47.97	-----	31.84
EXP-4	04/08/02	79.81	-----	48.01	-----	31.80
EXP-4	10/21/02	79.81	-----	51.45	-----	28.36
EXP-4	04/07/03	79.81	-----	49.51	-----	30.30
EXP-4	10/06/03	79.81	-----	51.14	-----	28.67

APPENDIX C
HISTORICAL GROUNDWATER ELEVATIONS, NOVEMBER 1996 THROUGH NOVEMBER 2022
Defense Fuel Support Point Norwalk
15306 Norwalk Boulevard, Norwalk, California 90650

Well	Date	Top of Casing Elevation (feet MSL)	Depth to Product (feet btc)	Depth to Groundwater (feet btc)	Measured Product Thickness (feet)	Groundwater Elevation (feet MSL)
EXP-4	01/11/04	79.81	-----	53.61	-----	26.20
EXP-4	04/19/04	79.81	-----	50.59	-----	29.22
EXP-4	05/02/05	79.81	-----	51.43	-----	28.38
EXP-4	10/31/05	79.81	-----	49.21	-----	30.60
EXP-4	05/01/06	79.81	-----	49.00	-----	30.81
EXP-4	09/18/06	79.81	-----	49.73	-----	30.08
EXP-4	12/04/06	79.81	-----	44.51	-----	35.30
EXP-4	04/30/07	79.81	-----	48.59	-----	31.22
EXP-4	11/12/07	79.81	-----	51.35	-----	28.46
EXP-4	04/14/08	79.81	-----	50.95	-----	28.86
EXP-4	10/13/08	79.81	-----	53.29	-----	26.52
EXP-4	04/20/09	79.81	-----	53.54	-----	26.27
EXP-4	07/20/09	79.81	-----	54.51	-----	25.30
EXP-4	10/19/09	79.81	-----	55.42	-----	24.39
EXP-4	05/24/10	79.81	-----	55.10	-----	24.71
EXP-4	05/28/10	79.81	-----	55.10	-----	24.71
EXP-4	10/04/10	79.81	-----	56.23	-----	23.58
EXP-4	04/11/11	79.81	-----	54.10	-----	25.71
EXP-4	10/10/11	79.81	-----	53.93	-----	25.88
EXP-4	04/16/12	79.81	-----	52.49	-----	27.32
EXP-4	10/15/12	79.81	-----	53.74	-----	26.07
EXP-4	04/08/13	79.81	-----	52.51	-----	27.30
EXP-4	10/07/13	79.81	-----	55.62	-----	24.19
EXP-4	04/14/14	79.81	-----	55.92	-----	23.89
EXP-4	10/27/14	79.81	-----	58.95	-----	20.86
EXP-4	04/20/15	79.81	-----	58.43	-----	21.38
EXP-4	10/19/15	79.81	-----	60.00	-----	19.81
EXP-4	04/11/16	79.81	-----	60.30	-----	19.51
EXP-4	10/03/16	79.81	-----	62.71	-----	17.10
EXP-4	04/17/17	79.81	-----	61.41	-----	18.40
EXP-4	10/02/17	79.81	-----	62.03	-----	17.78
EXP-4	04/16/18	79.81	-----	61.39	-----	18.42
EXP-4	11/05/18	79.81	-----	62.95	-----	16.86
EXP-4	04/16/19	79.81	-----	61.92	-----	17.89
EXP-4	10/28/19	79.81	-----	63.16	-----	16.65
EXP-4	05/04/20	79.81	-----	61.66	-----	18.15
EXP-4	11/02/20	79.81	-----	62.48	-----	17.33
EXP-4	05/03/21	79.81	-----	61.38	-----	18.43
EXP-4	11/01/21	79.81	-----	62.92	-----	16.89
EXP-4	05/09/22	79.81	-----	61.97	-----	17.84
EXP-4	10/31/22	79.81	-----	62.73	-----	17.08
EXP-5	02/03/99	72.41	-----	39.50	-----	32.91
EXP-5	05/03/99	72.41	-----	39.30	-----	33.11

APPENDIX C
HISTORICAL GROUNDWATER ELEVATIONS, NOVEMBER 1996 THROUGH NOVEMBER 2022
Defense Fuel Support Point Norwalk
15306 Norwalk Boulevard, Norwalk, California 90650

Well	Date	Top of Casing Elevation (feet MSL)	Depth to Product (feet btc)	Depth to Groundwater (feet btc)	Measured Product Thickness (feet)	Groundwater Elevation (feet MSL)
EXP-5	07/21/99	72.41	-----	42.10	-----	30.31
EXP-5	08/09/99	72.41	-----	42.60	-----	29.81
EXP-5	09/23/99	72.41	-----	43.41	-----	29.00
EXP-5	10/12/99	72.41	-----	43.39	-----	29.02
EXP-5	11/15/99	72.41	-----	43.21	-----	29.20
EXP-5	12/21/99	72.41	-----	42.30	-----	30.11
EXP-5	01/20/00	72.41	-----	42.07	-----	30.34
EXP-5	02/28/00	72.41	-----	41.45	-----	30.96
EXP-5	03/28/00	72.41	-----	41.20	-----	31.21
EXP-5	04/20/00	72.41	-----	41.78	-----	30.63
EXP-5	05/15/00	72.41	-----	42.16	-----	30.25
EXP-5	06/30/00	72.41	-----	43.26	-----	29.15
EXP-5	08/28/00	72.41	-----	44.32	-----	28.09
EXP-5	11/13/00	72.41	-----	44.02	-----	28.39
EXP-5	02/05/01	72.41	-----	42.95	-----	29.46
EXP-5	05/07/01	72.41	-----	43.46	-----	28.95
EXP-5	09/18/01	72.41	-----	45.01	-----	27.40
EXP-5	11/05/01	72.41	-----	44.81	-----	27.60
EXP-5	01/29/02	72.41	-----	43.55	-----	28.86
EXP-5	04/08/02	72.41	-----	43.72	-----	28.69
EXP-5	07/29/02	72.41	-----	46.12	-----	26.29
EXP-5	10/21/02	72.41	-----	46.61	-----	25.80
EXP-5	01/27/03	72.41	-----	43.89	-----	28.52
EXP-5	04/07/03	72.41	-----	44.70	-----	27.71
EXP-5	07/30/03	72.41	-----	45.89	-----	26.52
EXP-5	10/06/03	72.41	-----	46.35	-----	26.06
EXP-5	01/11/04	72.41	-----	48.53	-----	23.88
EXP-5	01/27/04	72.41	-----	45.57	-----	26.84
EXP-5	04/19/04	72.41	-----	45.41	-----	27.00
EXP-5	07/19/04	72.41	-----	47.55	-----	24.86
EXP-5	02/01/05	72.41	-----	47.07	-----	25.34
EXP-5	05/02/05	72.41	-----	45.81	-----	26.60
EXP-5	08/01/05	72.41	-----	45.37	-----	27.04
EXP-5	10/31/05	72.41	-----	46.83	-----	25.58
EXP-5	02/27/06	72.41	-----	47.21	-----	25.20
EXP-5	05/01/06	72.41	-----	43.34	-----	29.07
EXP-5	09/18/06	72.41	-----	44.88	-----	27.53
EXP-5	12/04/06	72.41	-----	49.73	-----	22.68
EXP-5	03/12/07	72.41	-----	43.02	-----	29.39
EXP-5	04/30/07	72.41	-----	43.02	-----	29.39
EXP-5	08/28/07	72.41	-----	45.86	-----	26.55
EXP-5	11/12/07	72.41	-----	46.37	-----	26.04
EXP-5	02/19/08	72.41	-----	45.90	-----	26.51
EXP-5	04/14/08	72.41	-----	45.73	-----	26.68

APPENDIX C
HISTORICAL GROUNDWATER ELEVATIONS, NOVEMBER 1996 THROUGH NOVEMBER 2022
Defense Fuel Support Point Norwalk
15306 Norwalk Boulevard, Norwalk, California 90650

Well	Date	Top of Casing Elevation (feet MSL)	Depth to Product (feet btc)	Depth to Groundwater (feet btc)	Measured Product Thickness (feet)	Groundwater Elevation (feet MSL)
EXP-5	08/11/08	72.41	-----	47.68	-----	24.73
EXP-5	10/13/08	72.41	-----	48.19	-----	24.22
EXP-5	04/20/09	72.41	-----	47.86	-----	24.55
EXP-5	07/20/09	72.41	-----	49.10	-----	23.31
EXP-5	10/19/09	72.41	-----	50.61	-----	21.80
EXP-5	03/15/10	72.41	-----	49.02	-----	23.39
EXP-5	05/24/10	72.41	-----	49.54	-----	22.87
EXP-5	05/28/10	72.41	-----	49.49	-----	22.92
EXP-5	10/04/10	72.41	-----	50.35	-----	22.06
EXP-5	01/10/11	72.41	-----	48.69	-----	23.72
EXP-5	04/11/11	72.41	-----	49.82	-----	22.59
EXP-5	07/11/11	72.41	-----	47.42	-----	24.99
EXP-5	10/10/11	72.41	-----	49.58	-----	22.83
EXP-5	01/09/12	72.41	-----	46.53	-----	25.88
EXP-5	04/16/12	72.41	-----	46.21	-----	26.20
EXP-5	07/09/12	72.41	-----	46.88	-----	25.53
EXP-5	10/15/12	72.41	-----	47.78	-----	24.63
EXP-5	01/14/13	72.41	-----	46.64	-----	25.77
EXP-5	04/08/13	72.41	-----	46.58	-----	25.83
EXP-5	10/07/13	72.41	-----	50.13	-----	22.28
EXP-5	04/14/14	72.41	-----	49.42	-----	22.99
EXP-5	10/27/14	72.41	-----	52.58	-----	19.83
EXP-5	04/20/15	72.41	-----	51.71	-----	20.70
EXP-5	10/19/15	72.41	-----	53.27	-----	19.14
EXP-5	04/11/16	72.41	-----	53.40	-----	19.01
EXP-5	10/03/16	72.41	-----	55.40	-----	17.01
EXP-5	04/17/17	72.41	-----	54.26	-----	18.15
EXP-5	10/02/17	72.41	-----	54.73	-----	17.68
EXP-5	04/16/18	72.41	-----	53.83	-----	18.58
EXP-5	11/05/18	72.41	-----	53.61	-----	18.80
EXP-5	04/16/19	72.41	-----	54.14	-----	18.27
EXP-5	10/28/19	72.41	-----	55.50	-----	16.91
EXP-5	05/04/20	72.41	-----	53.81	-----	18.60
EXP-5	11/02/20	72.41	-----	54.74	-----	17.67
EXP-5	05/03/21	72.41	-----	53.47	-----	18.94
EXP-5	11/01/21	72.41	-----	55.22	-----	17.19
EXP-5	05/09/22	72.41	-----	54.20	-----	18.21
EXP-5	10/31/22	72.41	-----	55.17	-----	17.24
Uppermost Aquifer						
BW-1	10/04/10	73.17	-----	25.94	-----	47.23
BW-1	04/11/11	73.17	-----	25.36	-----	47.81
BW-1	10/10/11	73.17	-----	25.03	-----	48.14
BW-1	04/16/12	73.17	-----	26.20	-----	46.97

APPENDIX C
HISTORICAL GROUNDWATER ELEVATIONS, NOVEMBER 1996 THROUGH NOVEMBER 2022
Defense Fuel Support Point Norwalk
15306 Norwalk Boulevard, Norwalk, California 90650

Well	Date	Top of Casing Elevation (feet MSL)	Depth to Product (feet btc)	Depth to Groundwater (feet btc)	Measured Product Thickness (feet)	Groundwater Elevation (feet MSL)
BW-1	10/15/12	73.17	-----	25.26	-----	47.91
BW-2	10/04/10	73.57	-----	26.02	-----	47.55
BW-2	04/11/11	73.57	-----	25.30	-----	48.27
BW-2	10/10/11	73.57	-----	23.81	-----	49.76
BW-2	04/16/12	73.57	-----	26.29	-----	47.28
BW-2	10/15/12	73.57	-----	25.58	-----	47.99
BW-2	04/08/13	73.57	-----	27.65	-----	45.92
BW-3	10/04/10	74.16	-----	27.80	-----	46.36
BW-3	04/11/11	74.16	-----	26.14	-----	48.02
BW-3	10/10/11	74.16	-----	26.91	-----	47.25
BW-3	04/16/12	74.16	-----	27.37	-----	46.79
BW-3	10/15/12	74.16	-----	26.19	-----	47.97
BW-3	04/08/13	74.16	-----	28.85	-----	45.31
BW-4	10/04/10	74.61	-----	27.10	-----	47.51
BW-4	04/11/11	74.61	-----	26.23	-----	48.38
BW-4	10/10/11	74.61	-----	26.30	-----	48.31
BW-4	04/16/12	74.61	-----	27.52	-----	47.09
BW-4	10/15/12	74.61	-----	26.93	-----	47.68
BW-4	04/08/13	74.61	-----	29.00	-----	45.61
BW-5	10/04/10	73.59	-----	26.03	-----	47.56
BW-5	04/11/11	73.59	-----	25.18	-----	48.41
BW-5	10/10/11	73.59	-----	25.19	-----	48.40
BW-5	04/16/12	73.59	-----	26.57	-----	47.02
BW-5	10/15/12	73.59	-----	26.11	-----	47.48
BW-5	04/08/13	73.59	-----	28.05	-----	45.54
BW-6	10/04/10	73.48	-----	26.36	-----	47.12
BW-6	04/11/11	73.48	-----	25.34	-----	48.14
BW-6	10/10/11	73.48	-----	25.74	-----	47.74
BW-6	04/16/12	73.48	-----	26.73	-----	46.75
BW-6	10/15/12	73.48	-----	26.00	-----	47.48
BW-6	04/08/13	73.48	-----	28.34	-----	45.14
BW-7	10/04/10	74.65	-----	27.55	-----	47.10
BW-7	04/11/11	74.65	-----	26.70	-----	47.95
BW-7	10/10/11	74.65	-----	26.83	-----	47.82
BW-7	04/16/12	74.65	-----	27.71	-----	46.94
BW-7	10/15/12	74.65	-----	27.15	-----	47.50
BW-7	04/08/13	74.65	-----	29.01	-----	45.64
BW-8	10/04/10	75.08	-----	27.97	-----	47.11

APPENDIX C
HISTORICAL GROUNDWATER ELEVATIONS, NOVEMBER 1996 THROUGH NOVEMBER 2022
Defense Fuel Support Point Norwalk
15306 Norwalk Boulevard, Norwalk, California 90650

Well	Date	Top of Casing Elevation (feet MSL)	Depth to Product (feet btc)	Depth to Groundwater (feet btc)	Measured Product Thickness (feet)	Groundwater Elevation (feet MSL)
BW-8	04/11/11	75.08	-----	27.28	-----	47.80
BW-8	10/10/11	75.08	-----	27.15	-----	47.93
BW-8	04/16/12	75.08	-----	28.08	-----	47.00
BW-8	10/15/12	75.08	-----	29.61	-----	45.47
BW-8	04/08/13	75.08	-----	29.46	-----	45.62
BW-9	10/04/10	76.19	-----	29.20	-----	46.99
BW-9	04/11/11	76.19	-----	28.50	-----	47.69
BW-9	10/10/11	76.19	-----	28.49	-----	47.70
BW-9	04/16/12	76.19	-----	29.40	-----	46.79
BW-9	10/15/12	76.19	-----	29.22	-----	46.97
BW-9	04/08/13	76.19	-----	30.54	-----	45.65
EP-73	10/04/17	77.21	35.31	36.55	1.24	NC
EP-73	04/16/18	77.21	35.89	37.67	1.78	NC
EP-73	10/30/19	77.21	36.12	36.19	0.07	NC
EP-73	05/05/20	77.21	-----	35.54	-----	41.67
EP-73	10/20/20	77.21	-----	35.71	-----	41.50
EP-73	05/06/21	77.21	-----	36.44	-----	40.77
EP-73	11/03/21	77.21	-----	37.19	-----	40.02
EP-73	11/01/22	77.21	-----	37.53	-----	39.68
GMW-1	05/28/96	74.77	-----	26.93	-----	47.84
GMW-1	11/20/96	74.77	-----	27.73	-----	47.04
GMW-1	07/01/97	74.77	-----	27.97	-----	46.80
GMW-1	12/31/97	74.77	-----	27.85	-----	46.92
GMW-1	05/01/98	74.77	-----	24.77	-----	50.00
GMW-1	05/04/99	74.77	-----	25.75	-----	49.02
GMW-1	08/09/99	74.77	-----	26.24	-----	48.53
GMW-1	11/15/99	74.77	-----	26.39	-----	48.38
GMW-1	05/15/00	74.77	-----	26.26	-----	48.51
GMW-1	11/13/00	74.77	-----	26.95	-----	47.82
GMW-1	05/07/01	74.77	-----	25.50	-----	49.27
GMW-1	11/05/01	74.77	-----	25.53	-----	49.24
GMW-1	04/08/02	74.77	-----	26.10	-----	48.67
GMW-1	10/21/02	74.77	-----	26.82	-----	47.95
GMW-1	04/07/03	74.77	-----	26.17	-----	48.60
GMW-1	07/30/03	74.77	-----	26.11	-----	48.66
GMW-1	10/06/03	74.77	-----	26.22	-----	48.55
GMW-1	01/11/04	74.77	-----	27.59	-----	47.18
GMW-1	01/27/04	74.77	-----	26.57	-----	48.20
GMW-1	04/19/04	74.77	-----	27.25	-----	47.52
GMW-1	07/19/04	74.77	-----	26.84	-----	47.93
GMW-1	02/01/05	74.77	-----	25.79	-----	48.98

APPENDIX C
HISTORICAL GROUNDWATER ELEVATIONS, NOVEMBER 1996 THROUGH NOVEMBER 2022
Defense Fuel Support Point Norwalk
15306 Norwalk Boulevard, Norwalk, California 90650

Well	Date	Top of Casing Elevation (feet MSL)	Depth to Product (feet btc)	Depth to Groundwater (feet btc)	Measured Product Thickness (feet)	Groundwater Elevation (feet MSL)
GMW-1	05/02/05	74.77	-----	20.84	-----	53.93
GMW-1	08/01/05	74.77	-----	21.92	-----	52.85
GMW-1	10/31/05	74.77	-----	26.96	-----	47.81
GMW-1	02/27/06	74.77	-----	23.15	-----	51.62
GMW-1	05/01/06	74.77	-----	23.30	-----	51.47
GMW-1	09/18/06	74.77	-----	23.70	-----	51.07
GMW-1	12/04/06	74.77	-----	24.06	-----	50.71
GMW-1	03/12/07	74.77	-----	24.18	-----	50.59
GMW-1	04/30/07	74.77	-----	23.21	-----	51.56
GMW-1	08/28/07	74.77	-----	19.70	-----	55.07
GMW-1	11/12/07	74.77	-----	23.70	-----	51.07
GMW-1	02/19/08	74.77	-----	25.20	-----	49.57
GMW-1	04/14/08	74.77	-----	25.12	-----	49.65
GMW-1	10/13/08	74.77	-----	25.84	-----	48.93
GMW-1	04/20/09	74.77	-----	26.18	-----	48.59
GMW-1	10/19/09	74.77	-----	27.52	-----	47.25
GMW-1	05/24/10	74.77	-----	26.95	-----	47.82
GMW-1	05/28/10	74.77	-----	26.91	-----	47.86
GMW-1	10/04/10	74.77	-----	26.95	-----	47.82
GMW-1	01/10/11	74.77	-----	28.22	-----	46.55
GMW-1	04/11/11	74.77	-----	25.98	-----	48.79
GMW-1	10/10/11	74.77	-----	26.15	-----	48.62
GMW-1	01/09/12	74.77	-----	26.68	-----	48.09
GMW-1	04/16/12	74.77	-----	28.03	-----	46.74
GMW-1	07/09/12	74.77	-----	29.14	-----	45.63
GMW-1	10/15/12	74.77	-----	29.49	-----	45.28
GMW-1	01/14/13	74.77	-----	29.54	-----	45.23
GMW-1	04/08/13	74.77	-----	29.34	-----	45.43
GMW-1	10/07/13	74.77	-----	30.25	-----	44.52
GMW-1	04/14/14	74.77	-----	30.42	-----	44.35
GMW-1	10/27/14	74.77	-----	30.78	-----	43.99
GMW-1	04/20/15	74.77	-----	31.19	-----	43.58
GMW-1	10/19/15	74.77	-----	31.89	-----	42.88
GMW-1	04/11/16	74.77	-----	34.00	-----	40.77
GMW-1	10/03/16	74.77	-----	35.80	-----	38.97
GMW-1	10/28/19	74.77	-----	DRY (28.05)	-----	NC
GMW-1	05/04/20	74.77	-----	32.90	-----	41.87
GMW-1	11/02/20	74.77	obstruction at 27.94 feet			
GMW-1	05/03/21	74.77	-----	DRY	-----	-----
GMW-1	11/01/21	74.77	obstruction at 27.95 feet			
GMW-1	05/09/22	74.77	-----	34.36	-----	40.41
GMW-1	10/31/22	74.77	-----	35.01	-----	39.76
GMW-2	05/28/96	73.57	-----	26.10	-----	47.47

APPENDIX C
HISTORICAL GROUNDWATER ELEVATIONS, NOVEMBER 1996 THROUGH NOVEMBER 2022
Defense Fuel Support Point Norwalk
15306 Norwalk Boulevard, Norwalk, California 90650

Well	Date	Top of Casing Elevation (feet MSL)	Depth to Product (feet btc)	Depth to Groundwater (feet btc)	Measured Product Thickness (feet)	Groundwater Elevation (feet MSL)
GMW-2	11/20/96	73.57	-----	26.77	-----	46.80
GMW-2	07/01/97	73.57	-----	27.63	-----	45.94
GMW-2	12/31/97	73.57	-----	26.94	-----	46.63
GMW-2	05/01/98	73.57	-----	24.02	-----	49.55
GMW-2	05/04/99	73.57	-----	25.38	-----	48.19
GMW-2	08/09/99	73.57	-----	25.68	-----	47.89
GMW-2	11/15/99	73.57	-----	25.49	-----	48.08
GMW-2	05/15/00	73.57	-----	25.63	-----	47.94
GMW-2	11/13/00	73.57	-----	26.42	-----	47.15
GMW-2	05/07/01	73.57	-----	25.65	-----	47.92
GMW-2	11/05/01	73.57	-----	24.61	-----	48.96
GMW-2	04/08/02	73.57	-----	25.36	-----	48.21
GMW-2	10/21/02	73.57	-----	25.91	-----	47.66
GMW-2	04/07/03	73.57	-----	25.09	-----	48.48
GMW-2	10/06/03	73.57	-----	25.47	-----	48.10
GMW-2	01/11/04	73.57	-----	26.76	-----	46.81
GMW-2	04/19/04	73.57	-----	26.63	-----	46.94
GMW-2	05/02/05	73.57	-----	21.51	-----	52.06
GMW-2	10/31/05	73.57	-----	26.42	-----	47.15
GMW-2	05/09/06	73.57	-----	22.53	-----	51.04
GMW-2	12/04/06	73.57	-----	23.40	-----	50.17
GMW-2	04/30/07	73.57	-----	23.61	-----	49.96
GMW-2	11/12/07	73.57	-----	23.94	-----	49.63
GMW-2	04/14/08	73.57	-----	24.24	-----	49.33
GMW-2	10/13/08	73.57	-----	24.95	-----	48.62
GMW-2	04/20/09	73.57	-----	25.00	-----	48.57
GMW-2	10/19/09	73.57	-----	26.22	-----	47.35
GMW-2	05/24/10	73.57	-----	25.80	-----	47.77
GMW-2	05/28/10	73.57	-----	25.80	-----	47.77
GMW-2	10/04/10	73.57	-----	25.95	-----	47.62
GMW-2	10/10/11	73.57	-----	25.17	-----	48.40
GMW-3	11/20/96	75.10	-----	27.76	-----	47.34
GMW-3	07/01/97	75.10	-----	27.02	-----	48.08
GMW-3	12/31/97	75.10	-----	27.66	-----	47.44
GMW-3	05/01/98	75.10	-----	34.12	-----	40.98
GMW-3	05/04/99	75.10	-----	25.69	-----	49.41
GMW-3	08/09/99	75.10	-----	26.15	-----	48.95
GMW-3	11/15/99	75.10	-----	26.54	-----	48.56
GMW-3	05/15/00	75.10	-----	26.29	-----	48.81
GMW-3	11/13/00	75.10	-----	26.97	-----	48.13
GMW-3	05/07/01	75.10	-----	25.10	-----	50.00
GMW-3	08/07/01	75.10	-----	28.61	-----	46.49
GMW-3	11/05/01	75.10	-----	25.63	-----	49.47

APPENDIX C
HISTORICAL GROUNDWATER ELEVATIONS, NOVEMBER 1996 THROUGH NOVEMBER 2022
Defense Fuel Support Point Norwalk
15306 Norwalk Boulevard, Norwalk, California 90650

Well	Date	Top of Casing Elevation (feet MSL)	Depth to Product (feet btc)	Depth to Groundwater (feet btc)	Measured Product Thickness (feet)	Groundwater Elevation (feet MSL)
GMW-3	04/08/02	75.10	-----	26.26	-----	48.84
GMW-3	10/21/02	75.10	-----	27.05	-----	48.05
GMW-3	01/27/03	75.10	-----	26.74	-----	48.36
GMW-3	04/07/03	75.10	-----	26.26	-----	48.84
GMW-3	07/31/03	75.10	-----	25.96	-----	49.14
GMW-3	10/06/03	75.10	-----	26.23	-----	48.87
GMW-3	01/11/04	75.10	-----	27.56	-----	47.54
GMW-3	01/27/04	75.10	-----	26.68	-----	48.42
GMW-3	04/19/04	75.10	-----	26.93	-----	48.17
GMW-3	07/19/04	75.10	-----	26.92	-----	48.18
GMW-3	05/02/05	75.10	-----	21.53	-----	53.57
GMW-3	10/31/05	75.10	26.11	26.13	0.02	NC
GMW-3	02/27/06	75.10	-----	23.73	-----	51.37
GMW-3	05/01/06	75.10	-----	23.78	-----	51.32
GMW-3	12/04/06	75.10	-----	24.73	-----	50.37
GMW-3	04/30/07	75.10	-----	24.99	-----	50.11
GMW-3	11/12/07	75.10	-----	25.00	-----	50.10
GMW-3	04/14/08	75.10	-----	25.52	-----	49.58
GMW-3	04/14/08	75.10	-----	25.40	-----	49.70
GMW-3	10/13/08	75.10	-----	26.35	-----	48.75
GMW-3	04/20/09	75.10	-----	26.26	-----	48.84
GMW-3	10/19/09	75.10	-----	27.81	-----	47.29
GMW-3	05/24/10	75.10	-----	27.18	-----	47.92
GMW-3	05/28/10	75.10	-----	27.11	-----	47.99
GMW-3	10/04/10	75.10	-----	27.37	-----	47.73
GMW-3	04/11/11	75.10	-----	26.17	-----	48.93
GMW-3	10/10/11	75.10	-----	26.68	-----	48.42
GMW-3	04/16/12	75.10	-----	27.93	-----	47.17
GMW-3	06/14/13	75.10	-----	29.98	-----	45.12
GMW-3	04/14/14	75.10	-----	30.55	-----	44.55
GMW-3	10/27/14	75.10	-----	30.90	-----	44.20
GMW-3	04/20/15	75.10	-----	31.40	-----	43.70
GMW-3	10/19/15	75.10	-----	32.12	-----	42.98
GMW-3	05/04/20	75.10	-----	33.17	-----	41.93
GMW-3	11/02/20	75.10	-----	32.81	-----	42.29
GMW-3	05/03/21	75.10	-----	34.31	-----	40.79
GMW-3	11/01/21	75.10	-----	35.39	-----	39.71
GMW-3	05/09/22	75.10	-----	34.67	-----	40.43
GMW-3	10/31/22	75.10	-----	36.11	-----	38.99
GMW-4	05/28/96	75.45	27.34	28.02	0.68	NC
GMW-4	11/20/96	75.45	28.25	28.32	0.07	NC
GMW-4	07/01/97	75.45	-----	27.76	-----	47.69
GMW-4	12/31/97	75.45	-----	27.25	-----	48.20

APPENDIX C
HISTORICAL GROUNDWATER ELEVATIONS, NOVEMBER 1996 THROUGH NOVEMBER 2022
Defense Fuel Support Point Norwalk
15306 Norwalk Boulevard, Norwalk, California 90650

Well	Date	Top of Casing Elevation (feet MSL)	Depth to Product (feet btc)	Depth to Groundwater (feet btc)	Measured Product Thickness (feet)	Groundwater Elevation (feet MSL)
GMW-4	05/01/98	75.45	-----	24.69	-----	50.76
GMW-4	05/04/99	75.45	26.15	26.23	0.08	NC
GMW-4	08/09/99	75.45	26.65	26.70	0.05	NC
GMW-4	11/15/99	75.45	-----	27.04	-----	48.41
GMW-4	05/15/00	75.45	-----	27.42	-----	48.03
GMW-4	11/13/00	75.45	27.40	27.46	0.06	NC
GMW-4	05/07/01	75.45	-----	25.72	-----	49.73
GMW-4	09/18/01	75.45	25.89	25.92	0.03	NC
GMW-4	11/05/01	75.45	26.01	26.02	0.01	NC
GMW-4	04/08/02	75.45	26.70	26.74	0.04	NC
GMW-4	10/21/02	75.45	27.56	27.59	0.03	NC
GMW-4	04/07/03	75.45	-----	26.84	-----	48.61
GMW-4	04/22/03	75.45	-----	26.70	-----	48.75
GMW-4	10/06/03	75.45	26.68	26.70	0.02	NC
GMW-4	04/19/04	75.45	26.15	26.19	0.04	NC
GMW-4	05/02/05	75.45	22.30	22.31	0.01	NC
GMW-4	10/31/05	75.45	18.10	23.84	5.74	NC
GMW-4	05/01/06	75.45	23.98	24.08	0.10	NC
GMW-4	12/04/06	75.45	25.08	25.12	0.04	NC
GMW-4	04/30/07	75.45	-----	25.31	-----	50.14
GMW-4	11/12/07	75.45	25.64	25.65	0.01	NC
GMW-4	04/14/08	75.45	-----	25.99	-----	49.46
GMW-4	04/14/08	75.45	-----	26.00	-----	49.45
GMW-4	11/21/08	75.45	-----	27.00	-----	48.45
GMW-4	04/20/09	75.45	-----	26.76	-----	48.69
GMW-4	10/19/09	75.45	27.81	27.86	0.05	NC
GMW-4	05/24/10	75.45	-----	27.55	-----	47.90
GMW-4	05/28/10	75.45	-----	27.48	-----	47.97
GMW-4	10/04/10	75.45	27.72	27.76	0.04	NC
GMW-4	04/11/11	75.45	-----	26.59	-----	48.86
GMW-4	10/10/11	75.45	-----	27.11	-----	48.34
GMW-4	04/16/12	75.45	28.58	28.68	0.10	NC
GMW-4	04/08/13	75.45	29.95	30.08	0.13	NC
GMW-4	10/07/13	75.45	30.33	30.43	0.10	NC
GMW-4	04/14/14	75.45	30.47	31.06	0.59	NC
GMW-4	10/27/14	75.45	31.32	31.34	0.02	NC
GMW-4	Well decommissioned in December 2014 prior to remedial excavation					
GMW-4R	04/17/17	75.13	-----	36.15	-----	38.98
GMW-4R	10/02/17	75.13	-----	34.57	-----	40.56
GMW-4R	04/16/18	75.13	-----	34.94	-----	40.19
GMW-4R	11/05/18	75.13	-----	35.25	-----	39.88
GMW-4R	04/16/19	75.13	-----	33.49	-----	41.64
GMW-4R	10/28/19	75.13	-----	34.97	-----	40.16
GMW-4R	05/04/20	75.13	-----	32.35	-----	42.78

APPENDIX C
HISTORICAL GROUNDWATER ELEVATIONS, NOVEMBER 1996 THROUGH NOVEMBER 2022
Defense Fuel Support Point Norwalk
15306 Norwalk Boulevard, Norwalk, California 90650

Well	Date	Top of Casing Elevation (feet MSL)	Depth to Product (feet btc)	Depth to Groundwater (feet btc)	Measured Product Thickness (feet)	Groundwater Elevation (feet MSL)
GMW-4R	11/02/20	75.13	-----	33.00	-----	42.13
GMW-4R	05/03/21	75.13	-----	34.57	-----	40.56
GMW-4R	11/01/21	75.13	-----	35.50	-----	39.63
GMW-4R	05/09/22	75.13	-----	34.79	-----	40.34
GMW-4R	10/31/22	75.13	-----	35.73	-----	39.40
GMW-5	05/28/96	77.61	-----	30.52	-----	47.09
GMW-5	11/20/96	77.61	-----	31.25	-----	46.36
GMW-5	07/01/97	77.61	-----	30.95	-----	46.66
GMW-5	12/31/97	77.61	-----	31.16	-----	46.45
GMW-5	05/01/98	77.61	-----	28.20	-----	49.41
GMW-5	05/25/99	77.61	-----	29.01	-----	48.60
GMW-5	05/15/00	77.61	-----	29.91	-----	47.70
GMW-5	11/13/00	77.61	-----	29.23	-----	48.38
GMW-5	05/07/01	77.61	-----	28.82	-----	48.79
GMW-5	04/08/02	77.61	-----	29.95	-----	47.66
GMW-5	10/21/02	77.61	-----	30.11	-----	47.50
GMW-5	04/07/03	77.61	-----	29.68	-----	47.93
GMW-5	10/06/03	77.61	-----	29.55	-----	48.06
GMW-5	04/19/04	77.61	-----	30.53	-----	47.08
GMW-5	05/02/05	77.61	-----	25.73	-----	51.88
GMW-5	03/06/06	77.61	-----	27.02	-----	50.59
GMW-5	05/01/06	77.61	-----	27.32	-----	50.29
GMW-5	08/26/06	77.61	-----	27.67	-----	49.94
GMW-5	12/01/06	77.61	-----	28.03	-----	49.58
GMW-5	03/21/07	77.61	-----	27.91	-----	49.70
GMW-5	04/27/07	77.61	-----	28.50	-----	49.11
GMW-5	08/28/07	77.61	-----	28.19	-----	49.42
GMW-5	11/12/07	77.61	-----	28.98	-----	48.63
GMW-5	02/05/08	77.61	-----	28.93	-----	48.68
GMW-5	04/11/08	77.61	-----	28.86	-----	48.75
GMW-5	07/24/08	77.61	-----	29.41	-----	48.20
GMW-5	10/13/08	77.61	-----	29.97	-----	47.64
GMW-5	02/09/09	77.61	-----	29.88	-----	47.73
GMW-5	07/16/09	77.61	-----	29.93	-----	47.68
GMW-5	04/07/10	77.61	-----	30.35	-----	47.26
GMW-5	10/01/10	77.61	-----	30.59	-----	47.02
GMW-5	01/06/11	77.61	-----	30.70	-----	46.91
GMW-5	04/08/11	77.61	-----	29.52	-----	48.09
GMW-5	07/07/11	77.61	-----	29.76	-----	47.85
GMW-5	10/06/11	77.61	-----	30.16	-----	47.45
GMW-5	04/12/12	77.61	-----	31.33	-----	46.28
GMW-5	01/10/13	77.61	-----	32.38	-----	45.23
GMW-5	04/02/13	77.61	-----	32.34	-----	45.27

APPENDIX C
HISTORICAL GROUNDWATER ELEVATIONS, NOVEMBER 1996 THROUGH NOVEMBER 2022
Defense Fuel Support Point Norwalk
15306 Norwalk Boulevard, Norwalk, California 90650

Well	Date	Top of Casing Elevation (feet MSL)	Depth to Product (feet btc)	Depth to Groundwater (feet btc)	Measured Product Thickness (feet)	Groundwater Elevation (feet MSL)
GMW-5	10/01/13	77.61	-----	33.08	-----	44.53
GMW-5	04/07/14	77.61	-----	33.76	-----	43.85
GMW-5	04/14/14	77.61	-----	33.62	-----	43.99
GMW-5	10/27/14	77.61	-----	34.12	-----	43.49
GMW-5	04/20/15	77.61	-----	34.46	-----	43.15
GMW-5	04/17/17	77.61	-----	DRY	-----	NC
GMW-5	10/02/17	77.61	mud in well to 28.32 feet bgs			
GMW-5	04/16/18	77.61	-----	35.42	-----	42.19
GMW-5	11/05/18	77.61	obstruction at ~28 feet			
GMW-5	10/28/19	77.61	obstruction at 28.52 feet			
GMW-5	05/04/20	77.61	-----	DRY	-----	-----
GMW-5	10/19/20	77.61	obstruction at 28.54 feet			
GMW-5	05/03/21	77.61	-----	DRY	-----	-----
GMW-5	11/01/21	77.61	obstruction at 28.55 feet			
GMW-5	05/09/22	77.61	obstruction at 28.51 feet			
GMW-5	11/01/22	77.61	obstruction at 28.51 feet			
GMW-6	11/20/96	77.31	-----	30.76	-----	46.55
GMW-6	07/01/97	77.31	-----	30.12	-----	47.19
GMW-6	12/31/97	77.31	-----	30.52	-----	46.79
GMW-6	05/01/98	77.31	-----	27.48	-----	49.83
GMW-6	05/25/99	77.31	-----	28.44	-----	48.87
GMW-6	05/15/00	77.31	-----	29.34	-----	47.97
GMW-6	11/13/00	77.31	-----	28.67	-----	48.64
GMW-6	05/07/01	77.31	-----	28.05	-----	49.26
GMW-6	04/08/02	77.31	-----	29.35	-----	47.96
GMW-6	10/21/02	77.31	-----	29.90	-----	47.41
GMW-6	04/07/03	77.31	-----	29.20	-----	48.11
GMW-6	10/06/03	77.31	-----	29.04	-----	48.27
GMW-6	04/19/04	77.31	-----	29.97	-----	47.34
GMW-6	11/01/04	77.31	-----	29.90	-----	47.41
GMW-6	05/02/05	77.31	-----	24.97	-----	52.34
GMW-6	03/06/06	77.31	-----	26.54	-----	50.77
GMW-6	05/01/06	77.31	-----	26.75	-----	50.56
GMW-6	08/26/06	77.31	-----	27.12	-----	50.19
GMW-6	12/01/06	77.31	-----	27.52	-----	49.79
GMW-6	03/21/07	77.31	-----	28.06	-----	49.25
GMW-6	04/27/07	77.31	-----	28.02	-----	49.29
GMW-6	08/28/07	77.31	-----	28.51	-----	48.80
GMW-6	11/12/07	77.31	-----	28.48	-----	48.83
GMW-6	02/05/08	77.31	-----	29.32	-----	47.99
GMW-6	04/11/08	77.31	-----	28.34	-----	48.97
GMW-6	07/24/08	77.31	-----	28.81	-----	48.50
GMW-6	10/13/08	77.31	-----	29.48	-----	47.83

APPENDIX C
HISTORICAL GROUNDWATER ELEVATIONS, NOVEMBER 1996 THROUGH NOVEMBER 2022
Defense Fuel Support Point Norwalk
15306 Norwalk Boulevard, Norwalk, California 90650

Well	Date	Top of Casing Elevation (feet MSL)	Depth to Product (feet btc)	Depth to Groundwater (feet btc)	Measured Product Thickness (feet)	Groundwater Elevation (feet MSL)
GMW-6	02/09/09	77.31	-----	29.62	-----	47.69
GMW-6	04/20/09	77.31	-----	29.21	-----	48.10
GMW-6	07/16/09	77.31	-----	29.51	-----	47.80
GMW-6	10/19/09	77.31	-----	29.94	-----	47.37
GMW-6	04/07/10	77.31	-----	29.74	-----	47.57
GMW-6	04/12/10	77.31	-----	29.42	-----	47.89
GMW-6	01/06/11	77.31	-----	30.23	-----	47.08
GMW-6	02/24/11	77.31	-----	29.29	-----	48.02
GMW-6	04/08/11	77.31	-----	28.86	-----	48.45
GMW-6	07/07/11	77.31	-----	29.16	-----	48.15
GMW-6	10/06/11	77.31	-----	29.62	-----	47.69
GMW-6	04/12/12	77.31	-----	30.86	-----	46.45
GMW-6	04/19/12	77.31	-----	30.57	-----	46.74
GMW-6	01/10/13	77.31	-----	31.96	-----	45.35
GMW-6	04/02/13	77.31	-----	31.91	-----	45.40
GMW-6	04/08/13	77.31	-----	31.91	-----	45.40
GMW-6	10/01/13	77.31	-----	32.66	-----	44.65
GMW-6	04/07/14	77.31	-----	33.33	-----	43.98
GMW-6	04/14/14	77.31	-----	33.18	-----	44.13
GMW-6	10/27/14	77.31	-----	33.65	-----	43.66
GMW-6	04/20/15	77.31	-----	33.95	-----	43.36
GMW-6	10/19/15	77.31	-----	34.72	-----	42.59
GMW-6	04/12/16	77.31	-----	35.25	-----	42.06
GMW-6	10/03/16	77.31	-----	35.63	-----	41.68
GMW-6	04/17/17	77.31	-----	34.91	-----	42.40
GMW-6	10/02/17	77.31	-----	35.56	-----	41.75
GMW-6	04/16/18	77.31	-----	36.17	-----	41.14
GMW-6	11/05/18	77.31	-----	36.79	-----	40.52
GMW-6	04/16/19	77.31	-----	35.89	-----	41.42
GMW-6	10/28/19	77.31	-----	36.33	-----	40.98
GMW-6	05/04/20	77.31	-----	36.14	-----	41.17
GMW-6	10/19/20	77.31	-----	36.39	-----	40.92
GMW-6	05/03/21	77.31	-----	36.85	-----	40.46
GMW-6	11/01/21	77.31	-----	37.26	-----	40.05
GMW-6	05/10/22	77.31	-----	37.41	-----	39.90
GMW-6	11/01/22	77.31	-----	37.68	-----	39.63
GMW-7	05/28/96	75.84	27.21	32.89	5.68	NC
GMW-7	07/01/97	75.84	28.30	31.57	3.27	NC
GMW-7	12/31/97	75.84	28.30	32.10	3.80	NC
GMW-7	05/01/98	75.84	20.80	25.90	5.10	NC
GMW-7	05/25/99	75.84	26.18	30.37	4.19	NC
GMW-7	05/15/00	75.84	-----	30.13	-----	45.71
GMW-7	11/13/00	75.84	-----	29.17	-----	46.67

APPENDIX C
HISTORICAL GROUNDWATER ELEVATIONS, NOVEMBER 1996 THROUGH NOVEMBER 2022
Defense Fuel Support Point Norwalk
15306 Norwalk Boulevard, Norwalk, California 90650

Well	Date	Top of Casing Elevation (feet MSL)	Depth to Product (feet btc)	Depth to Groundwater (feet btc)	Measured Product Thickness (feet)	Groundwater Elevation (feet MSL)
GMW-7	05/07/01	75.84	26.45	27.40	0.95	NC
GMW-7	04/08/02	75.84	-----	28.77	-----	47.07
GMW-7	09/19/02	75.84	-----	28.73	-----	47.11
GMW-7	10/21/02	75.84	-----	28.05	-----	47.79
GMW-7	04/07/03	75.84	27.77	28.15	0.38	NC
GMW-7	10/06/03	75.84	27.60	27.78	0.18	NC
GMW-7	04/19/04	75.84	29.05	29.17	0.12	NC
GMW-7	11/01/04	75.84	27.76	28.01	0.25	NC
GMW-7	02/28/05	75.84	-----	24.65	-----	51.19
GMW-7	05/02/05	75.84	-----	23.90	-----	51.94
GMW-7	03/06/06	75.84	-----	25.40	-----	50.44
GMW-7	05/01/06	75.84	-----	25.30	-----	50.54
GMW-7	08/26/06	75.84	-----	25.66	-----	50.18
GMW-7	12/01/06	75.84	-----	25.98	-----	49.86
GMW-7	03/21/07	75.84	-----	26.58	-----	49.26
GMW-7	04/30/07	75.84	-----	26.49	-----	49.35
GMW-7	08/28/07	75.84	-----	26.92	-----	48.92
GMW-7	11/12/07	75.84	-----	27.08	-----	48.76
GMW-7	02/05/08	75.84	-----	27.61	-----	48.23
GMW-7	04/14/08	75.84	-----	26.70	-----	49.14
GMW-7	10/14/08	75.84	27.76	27.79	0.03	NC
GMW-7	02/10/09	75.84	-----	26.23	-----	49.61
GMW-7	07/17/09	75.84	-----	27.65	-----	48.19
GMW-7	04/08/10	75.84	-----	28.90	-----	46.94
GMW-7	10/01/10	75.84	-----	28.54	-----	47.30
GMW-7	01/08/11	75.84	-----	28.62	-----	47.22
GMW-7	04/12/12	75.84	-----	29.28	-----	46.56
GMW-7	10/02/13	75.84	31.28	31.41	0.13	NC
GMW-7	04/07/14	75.84	32.01	32.05	0.04	NC
GMW-7	04/16/14	75.84	31.88	31.92	0.04	NC
GMW-7	10/27/14	75.84	32.20	32.22	0.02	NC
GMW-7	04/20/15	75.84	-----	32.59	-----	43.25
GMW-7	04/11/16	75.84	-----	33.99	-----	41.85
GMW-7	10/03/16	75.84	-----	34.36	-----	41.48
GMW-7	04/19/17	75.84	34.28	34.30	0.02	NC
GMW-7	10/03/17	76.87	-----	35.13	-----	41.74
GMW-7	04/16/18	76.87	-----	35.92	-----	40.95
GMW-7	11/05/18	76.87	-----	36.58	-----	40.29
GMW-7	04/22/19	76.87	-----	34.74	-----	42.13
GMW-7	10/30/19	76.87	-----	36.20	-----	40.67
GMW-7	05/05/20	76.87	-----	35.58	-----	41.29
GMW-7	10/19/20	76.87	-----	35.89	-----	40.98
GMW-7	05/04/21	76.87	-----	36.30	-----	40.57
GMW-7	11/03/21	76.87	-----	36.94	-----	39.93

APPENDIX C
HISTORICAL GROUNDWATER ELEVATIONS, NOVEMBER 1996 THROUGH NOVEMBER 2022
Defense Fuel Support Point Norwalk
15306 Norwalk Boulevard, Norwalk, California 90650

Well	Date	Top of Casing Elevation (feet MSL)	Depth to Product (feet btc)	Depth to Groundwater (feet btc)	Measured Product Thickness (feet)	Groundwater Elevation (feet MSL)
GMW-7	05/10/22	76.87	-----	38.67	-----	38.20
GMW-7	11/02/22	76.87	-----	37.40	-----	39.47
GMW-8	05/28/96	73.20	-----	26.42	-----	46.78
GMW-8	11/20/96	73.20	-----	26.72	-----	46.48
GMW-8	07/01/97	73.20	-----	28.07	-----	45.13
GMW-8	12/31/97	73.20	-----	26.85	-----	46.35
GMW-8	05/01/98	73.20	-----	24.24	-----	48.96
GMW-8	05/04/99	73.20	-----	25.51	-----	47.69
GMW-8	11/15/99	73.20	-----	25.66	-----	47.54
GMW-8	05/15/00	73.20	-----	26.03	-----	47.17
GMW-8	11/13/00	73.20	-----	26.45	-----	46.75
GMW-8	05/07/01	73.20	-----	24.49	-----	48.71
GMW-8	11/05/01	73.20	-----	24.38	-----	48.82
GMW-8	04/08/02	73.20	-----	25.49	-----	47.71
GMW-8	10/21/02	73.20	-----	26.43	-----	46.77
GMW-8	04/07/03	73.20	-----	24.93	-----	48.27
GMW-8	10/06/03	73.20	-----	25.72	-----	47.48
GMW-8	01/11/04	73.20	-----	26.95	-----	46.25
GMW-8	04/19/04	73.20	-----	27.00	-----	46.20
GMW-8	05/02/05	73.20	-----	21.74	-----	51.46
GMW-8	10/31/05	73.20	-----	27.13	-----	46.07
GMW-8	05/01/06	73.20	-----	22.59	-----	50.61
GMW-8	12/04/06	73.20	-----	23.34	-----	49.86
GMW-8	04/30/07	73.20	-----	23.46	-----	49.74
GMW-8	11/12/07	73.20	-----	23.83	-----	49.37
GMW-8	04/14/08	73.20	-----	24.29	-----	48.91
GMW-8	10/13/08	73.20	-----	24.43	-----	48.77
GMW-8	04/20/09	73.20	-----	24.88	-----	48.32
GMW-8	10/19/09	73.20	-----	25.69	-----	47.51
GMW-8	05/24/10	73.20	-----	25.98	-----	47.22
GMW-8	05/28/10	73.20	-----	25.87	-----	47.33
GMW-8	10/04/10	73.20	-----	25.80	-----	47.40
GMW-8	06/14/13	73.20	-----	29.02	-----	44.18
GMW-8	04/14/14	73.20	-----	29.60	-----	43.60
GMW-8	10/27/14	73.20	-----	29.96	-----	43.24
GMW-8	04/20/15	73.20	-----	30.43	-----	42.77
GMW-8	10/19/15	73.20	-----	31.13	-----	42.07
GMW-8	04/11/16	73.20	-----	32.20	-----	41.00
GMW-8	10/03/16	73.20	-----	33.47	-----	39.73
GMW-8	04/17/17	73.20	-----	30.74	-----	42.46
GMW-8	10/02/17	73.20	-----	33.40	-----	39.80
GMW-8	04/16/18	73.20	-----	33.70	-----	39.50
GMW-8	11/05/18	73.20	-----	33.95	-----	39.25

APPENDIX C
HISTORICAL GROUNDWATER ELEVATIONS, NOVEMBER 1996 THROUGH NOVEMBER 2022
Defense Fuel Support Point Norwalk
15306 Norwalk Boulevard, Norwalk, California 90650

Well	Date	Top of Casing Elevation (feet MSL)	Depth to Product (feet btc)	Depth to Groundwater (feet btc)	Measured Product Thickness (feet)	Groundwater Elevation (feet MSL)
GMW-8	04/16/19	73.20	-----	27.98	-----	45.22
GMW-8	10/28/19	73.20	-----	33.87	-----	39.33
GMW-8	05/04/20	73.20	-----	32.23	-----	40.97
GMW-8	11/02/20	73.20	-----	32.32	-----	40.88
GMW-8	05/03/21	73.20	-----	32.94	-----	40.26
GMW-8	11/01/21	73.20	-----	33.32	-----	39.88
GMW-8	05/09/22	73.20	-----	33.34	-----	39.86
GMW-8	10/31/22	73.20	-----	33.57	-----	39.63
GMW-9	08/07/01	74.44	27.23	27.74	0.51	NC
GMW-9	10/21/02	74.44	28.95	28.97	0.02	NC
GMW-9	04/07/03	74.44	29.56	29.59	0.03	NC
GMW-9	10/06/03	74.44	28.14	28.30	0.16	NC
GMW-9	04/19/04	74.44	-----	28.71	-----	45.73
GMW-9	05/02/05	74.44	-----	24.72	-----	49.72
GMW-9	10/31/05	74.44	25.31	25.56	0.25	NC
GMW-9	05/01/06	74.44	25.65	25.86	0.21	NC
GMW-9	12/04/06	74.44	27.79	27.88	0.09	NC
GMW-9	04/30/07	74.44	-----	26.71	-----	47.73
GMW-9	11/12/07	74.44	27.04	27.32	0.28	NC
GMW-9	08/08/08	74.44	27.96	28.01	0.05	NC
GMW-9	10/16/08	74.77	28.35	28.36	0.01	NC
GMW-9	04/21/09	74.44	-----	28.16	-----	46.28
GMW-9	05/24/10	74.44	-----	30.47	-----	43.97
GMW-9	05/28/10	74.44	-----	30.35	-----	44.09
GMW-9	10/04/10	74.44	-----	30.30	-----	44.14
GMW-9	01/10/11	74.44	-----	32.02	-----	42.42
GMW-9	04/11/11	74.44	-----	25.41	-----	49.03
GMW-9	10/10/11	74.44	-----	28.91	-----	45.53
GMW-9	04/16/12	74.44	-----	31.15	-----	43.29
GMW-9	07/09/12	ns	-----	31.64	-----	NC
GMW-9	10/15/12	77.16	-----	31.82	-----	45.34
GMW-9	01/14/13	77.16	-----	31.88	-----	45.28
GMW-9	04/08/13	77.16	-----	31.83	-----	45.33
GMW-9	10/07/13	77.16	31.25	35.30	4.05	NC
GMW-9	04/14/14	77.16	31.65	37.66	6.01	NC
GMW-9	07/03/14	77.16	32.59	39.26	6.67	NC
GMW-9	10/27/14	77.16	32.42	36.04	3.62	NC
GMW-9	04/20/15	77.16	32.99	36.98	3.99	NC
GMW-9	10/20/15	77.16	34.37	34.61	0.24	NC
GMW-9	04/11/16	77.16	-----	36.20	-----	40.96
GMW-9	10/03/16	77.16	-----	38.02	-----	39.14
GMW-9	04/20/17	77.16	-----	33.32	-----	43.84
GMW-9	10/02/17	77.16	-----	38.43	-----	38.73

APPENDIX C
HISTORICAL GROUNDWATER ELEVATIONS, NOVEMBER 1996 THROUGH NOVEMBER 2022
Defense Fuel Support Point Norwalk
15306 Norwalk Boulevard, Norwalk, California 90650

Well	Date	Top of Casing Elevation (feet MSL)	Depth to Product (feet btc)	Depth to Groundwater (feet btc)	Measured Product Thickness (feet)	Groundwater Elevation (feet MSL)
GMW-9	04/16/18	77.16	-----	37.98	-----	39.18
GMW-9	11/05/18	77.16	-----	37.84	-----	39.32
GMW-9	04/23/19	77.16	-----	29.72	-----	47.44
GMW-9	10/28/19	77.16	-----	37.90	-----	39.26
GMW-9	05/04/20	77.16	-----	35.37	-----	41.79
GMW-9	11/02/20	77.16	-----	35.90	-----	41.26
GMW-9	05/03/21	77.16	-----	36.50	-----	40.66
GMW-9	11/01/21	77.16	-----	37.62	-----	39.54
GMW-9	05/09/22	77.16	-----	36.82	-----	40.34
GMW-9	10/31/22	77.16	-----	36.96	-----	40.20
GMW-10	10/21/02	74.67	-----	33.71	-----	40.96
GMW-10	11/04/02	74.67	26.25	34.00	7.75	NC
GMW-10	04/07/03	74.67	26.47	26.47	0.00	NC
GMW-10	10/06/03	72.90	26.51	26.72	0.21	NC
GMW-10	04/19/04	74.67	-----	28.42	-----	46.25
GMW-10	05/02/05	74.67	21.16	27.53	6.37	NC
GMW-10	10/31/05	74.67	26.03	26.10	0.07	NC
GMW-10	05/01/06	74.67	23.65	24.18	0.53	NC
GMW-10	12/04/06	74.67	24.38	25.55	1.17	NC
GMW-10	04/30/07	74.67	-----	25.90	-----	48.77
GMW-10	11/12/07	74.67	25.02	25.82	0.80	NC
GMW-10	04/14/08	74.67	25.38	25.44	0.06	NC
GMW-10	10/13/08	74.67	-----	24.16	-----	50.51
GMW-10	04/20/09	74.67	-----	24.46	-----	50.21
GMW-10	10/19/09	74.67	-----	27.20	-----	47.47
GMW-10	05/24/10	74.67	-----	26.72	-----	47.95
GMW-10	05/28/10	74.67	-----	26.70	-----	47.97
GMW-10	10/04/10	74.67	-----	27.15	-----	47.52
GMW-10	04/11/11	74.67	-----	25.21	-----	49.46
GMW-10	10/10/11	74.67	-----	27.75	-----	46.92
GMW-10	04/27/12	74.67	-----	28.47	-----	46.20
GMW-10	10/15/12	74.67	29.02	29.15	0.13	NC
GMW-10	04/08/13	74.67	28.12	33.64	5.52	NC
GMW-10	10/07/13	-----	29.32	31.85	2.53	NC
GMW-10	04/14/14	73.35	29.01	29.43	0.42	NC
GMW-10	10/27/14	-----	29.12	30.19	1.07	NC
GMW-10	04/20/15	73.35	28.42	34.99	6.57	NC
GMW-10	10/20/15	73.35	31.02	32.96	1.94	NC
GMW-10	04/11/16	73.35	32.10	33.70	1.60	NC
GMW-10	10/03/16	73.35	33.65	35.10	1.45	NC
GMW-10	04/20/17	73.35	-----	31.15	-----	42.20
GMW-10	10/02/17	73.35	-----	33.48	-----	39.87
GMW-10	04/16/18	73.35	33.74	33.87	0.13	NC

APPENDIX C
HISTORICAL GROUNDWATER ELEVATIONS, NOVEMBER 1996 THROUGH NOVEMBER 2022
Defense Fuel Support Point Norwalk
15306 Norwalk Boulevard, Norwalk, California 90650

Well	Date	Top of Casing Elevation (feet MSL)	Depth to Product (feet btc)	Depth to Groundwater (feet btc)	Measured Product Thickness (feet)	Groundwater Elevation (feet MSL)
GMW-10	11/05/18	73.35	34.14	34.16	0.02	NC
GMW-10	04/16/19	73.35	-----	30.55	-----	42.80
GMW-10	10/28/19	73.35	33.84	34.12	0.28	NC
GMW-10	05/04/20	73.35	-----	31.44	-----	41.91
GMW-10	11/02/20	73.35	-----	32.00	------	41.35
GMW-10	05/03/21	73.35	-----	32.54	------	40.81
GMW-10	11/01/21	73.35	-----	33.35	------	40.00
GMW-10	05/09/22	73.35	-----	33.07	------	40.28
GMW-10	10/31/22	73.35	-----	33.80	sheen	39.55
GMW-11	05/28/96	72.90	-----	25.19	-----	47.71
GMW-11	11/20/96	72.90	-----	26.35	-----	46.55
GMW-11	07/01/97	72.90	-----	26.17	-----	46.73
GMW-11	12/31/97	72.90	-----	26.73	-----	46.17
GMW-11	05/01/98	72.90	-----	23.37	-----	49.53
GMW-11	05/04/99	72.90	-----	24.46	-----	48.44
GMW-11	11/15/99	72.90	-----	25.11	-----	47.79
GMW-11	05/15/00	72.90	-----	24.96	-----	47.94
GMW-11	11/13/00	72.90	-----	25.64	-----	47.26
GMW-11	05/07/01	72.90	-----	23.81	-----	49.09
GMW-11	08/07/01	72.90	25.21	27.21	2.00	NC
GMW-11	11/05/01	72.90	-----	23.79	-----	49.11
GMW-11	04/08/02	72.90	-----	25.62	-----	47.28
GMW-11	10/21/02	72.90	-----	25.38	-----	47.52
GMW-11	04/07/03	72.90	-----	24.37	-----	48.53
GMW-11	10/06/03	72.90	-----	24.67	-----	48.23
GMW-11	04/19/04	72.90	-----	25.16	-----	47.74
GMW-11	10/31/05	72.90	-----	23.10	-----	49.80
GMW-11	05/01/06	72.90	-----	22.26	-----	50.64
GMW-11	05/09/06	72.90	-----	22.09	-----	50.81
GMW-11	12/01/06	72.90	-----	23.20	-----	49.70
GMW-11	04/30/07	72.90	-----	23.26	-----	49.64
GMW-11	04/30/07	72.90	-----	23.32	-----	49.58
GMW-11	04/14/08	72.90	-----	23.75	-----	49.15
GMW-11	04/14/08	72.90	-----	23.77	-----	49.13
GMW-11	10/13/08	72.90	-----	24.62	-----	48.28
GMW-11	10/14/08	72.90	-----	24.82	-----	48.08
GMW-11	04/20/09	72.90	-----	24.65	-----	48.25
GMW-11	10/19/09	72.90	-----	25.69	-----	47.21
GMW-11	05/24/10	72.90	-----	25.45	-----	47.45
GMW-11	05/28/10	72.90	-----	25.39	-----	47.51
GMW-11	10/04/10	72.90	-----	25.48	-----	47.42
GMW-11	04/11/11	72.90	-----	24.14	-----	48.76
GMW-11	10/10/11	72.90	-----	24.98	-----	47.92

APPENDIX C
HISTORICAL GROUNDWATER ELEVATIONS, NOVEMBER 1996 THROUGH NOVEMBER 2022
Defense Fuel Support Point Norwalk
15306 Norwalk Boulevard, Norwalk, California 90650

Well	Date	Top of Casing Elevation (feet MSL)	Depth to Product (feet btc)	Depth to Groundwater (feet btc)	Measured Product Thickness (feet)	Groundwater Elevation (feet MSL)
GMW-11	04/16/12	72.90	-----	26.03	-----	46.87
GMW-11	10/15/12	72.90	-----	27.05	-----	45.85
GMW-11	04/08/13	72.90	-----	27.92	-----	44.98
GMW-11	04/15/16	72.90	-----	31.67	-----	41.23
GMW-11	04/17/17	72.90	-----	30.29	-----	42.61
GMW-11	10/02/17	72.90	-----	32.89	-----	40.01
GMW-12	05/28/96	75.21	27.36	28.02	0.66	NC
GMW-12	11/20/96	75.21	-----	28.25	-----	46.96
GMW-12	07/01/97	75.21	-----	27.65	-----	47.56
GMW-12	12/31/97	75.21	-----	28.05	-----	47.16
GMW-12	05/01/98	75.21	-----	25.06	-----	50.15
GMW-12	05/25/99	75.21	-----	26.17	-----	49.04
GMW-12	05/15/00	75.21	-----	26.81	-----	48.40
GMW-12	11/13/00	75.21	-----	27.40	-----	47.81
GMW-12	05/07/01	75.21	-----	25.65	-----	49.56
GMW-12	08/07/01	75.21	25.74	26.15	0.41	NC
GMW-12	04/08/02	75.21	-----	26.89	-----	48.32
GMW-12	10/21/02	75.21	-----	27.40	-----	47.81
GMW-12	04/07/03	75.21	-----	26.60	-----	48.61
GMW-12	10/06/03	75.21	-----	26.45	-----	48.76
GMW-12	04/19/04	75.21	-----	27.54	-----	47.67
GMW-12	11/01/04	75.21	-----	27.76	-----	47.45
GMW-12	05/02/05	75.21	-----	21.20	-----	54.01
GMW-12	05/01/06	75.21	-----	24.03	-----	51.18
GMW-12	12/04/06	75.21	-----	25.03	-----	50.18
GMW-12	04/30/07	75.21	-----	25.51	-----	49.70
GMW-12	11/12/07	75.21	-----	25.46	-----	49.75
GMW-12	04/14/08	75.21	-----	25.72	-----	49.49
GMW-12	07/24/08	75.21	-----	26.06	-----	49.15
GMW-12	10/14/08	75.21	-----	26.83	-----	48.38
GMW-12	02/10/09	75.21	-----	26.39	-----	48.82
GMW-12	04/20/09	75.21	-----	26.38	-----	48.83
GMW-12	10/19/09	75.21	-----	27.62	-----	47.59
GMW-12	04/08/10	75.21	-----	27.17	-----	48.04
GMW-12	04/12/10	75.21	-----	26.83	-----	48.38
GMW-12	01/08/11	75.21	-----	28.05	-----	47.16
GMW-12	04/07/11	75.21	-----	26.54	-----	48.67
GMW-12	07/08/11	75.21	-----	26.57	-----	48.64
GMW-12	10/07/11	75.21	-----	27.25	-----	47.96
GMW-12	04/12/12	75.21	-----	28.38	-----	46.83
GMW-12	04/16/12	75.21	-----	28.25	-----	46.96
GMW-12	01/10/13	75.21	-----	29.97	-----	45.24
GMW-12	04/03/13	75.21	-----	29.88	-----	45.33

APPENDIX C
HISTORICAL GROUNDWATER ELEVATIONS, NOVEMBER 1996 THROUGH NOVEMBER 2022
Defense Fuel Support Point Norwalk
15306 Norwalk Boulevard, Norwalk, California 90650

Well	Date	Top of Casing Elevation (feet MSL)	Depth to Product (feet btc)	Depth to Groundwater (feet btc)	Measured Product Thickness (feet)	Groundwater Elevation (feet MSL)
GMW-12	04/08/13	75.21	-----	29.94	-----	45.27
GMW-12	10/02/13	75.21	-----	30.54	-----	44.67
GMW-12	04/07/14	75.21	-----	31.46	-----	43.75
GMW-12	04/16/14	75.21	-----	30.96	-----	44.25
GMW-12	10/27/14	75.21	-----	31.39	-----	43.82
GMW-12	04/20/15	75.21	-----	31.74	-----	43.47
GMW-12	10/03/16	75.21	-----	34.45	-----	40.76
GMW-12	04/20/17	75.21	-----	32.40	-----	42.81
GMW-12	10/03/17	75.21	-----	34.32	-----	40.89
GMW-12	04/16/18	75.21	-----	34.64	-----	40.57
GMW-12	11/05/18	75.21	-----	35.17	-----	40.04
GMW-12	04/19/19	75.21	-----	32.94	-----	42.27
GMW-12	10/28/19	75.21	-----	34.59	-----	40.62
GMW-12	05/05/20	75.21	-----	33.44	-----	41.77
GMW-12	10/19/20	75.21	-----	33.94	-----	41.27
GMW-12	11/02/20	75.21	-----	33.88	-----	41.33
GMW-12	05/03/21	75.21	-----	34.48	-----	40.73
GMW-12	11/02/21	75.21	-----	35.02	-----	40.19
GMW-12	05/10/22	75.21	-----	35.08	-----	40.13
GMW-12	10/31/22	75.21	-----	34.84	-----	40.37
GMW-13	05/28/96	74.17	-----	26.91	-----	47.26
GMW-13	11/20/96	74.17	-----	26.89	-----	47.28
GMW-13	07/01/97	74.17	-----	25.92	-----	48.25
GMW-13	12/31/97	74.17	-----	25.58	-----	48.59
GMW-13	05/01/98	74.17	-----	23.10	-----	51.07
GMW-13	05/04/99	74.17	-----	24.75	-----	49.42
GMW-13	11/15/99	74.17	-----	25.65	-----	48.52
GMW-13	05/15/00	74.17	-----	25.38	-----	48.79
GMW-13	11/13/00	74.17	-----	26.02	-----	48.15
GMW-13	05/07/01	74.17	-----	24.28	-----	49.89
GMW-13	11/05/01	74.17	-----	24.67	-----	49.50
GMW-13	02/01/02	74.17	-----	24.65	-----	49.52
GMW-13	04/08/02	74.17	-----	25.40	-----	48.77
GMW-13	10/21/02	74.17	-----	26.15	-----	48.02
GMW-13	04/07/03	74.17	-----	25.32	-----	48.85
GMW-13	10/06/03	74.17	-----	25.13	-----	49.04
GMW-13	01/11/04	74.17	-----	26.58	-----	47.59
GMW-13	04/19/04	74.17	-----	26.96	-----	47.21
GMW-13	05/02/05	74.17	-----	20.54	-----	53.63
GMW-13	10/31/05	74.17	-----	22.32	-----	51.85
GMW-13	05/01/06	74.17	-----	22.82	-----	51.35
GMW-13	12/04/06	74.17	-----	23.75	-----	50.42
GMW-13	04/30/07	74.17	-----	24.10	-----	50.07

APPENDIX C
HISTORICAL GROUNDWATER ELEVATIONS, NOVEMBER 1996 THROUGH NOVEMBER 2022
Defense Fuel Support Point Norwalk
15306 Norwalk Boulevard, Norwalk, California 90650

Well	Date	Top of Casing Elevation (feet MSL)	Depth to Product (feet btc)	Depth to Groundwater (feet btc)	Measured Product Thickness (feet)	Groundwater Elevation (feet MSL)
GMW-13	11/12/07	74.17	-----	24.89	-----	49.28
GMW-13	04/14/08	74.17	-----	24.60	-----	49.57
GMW-13	10/13/08	74.17	-----	26.27	-----	47.90
GMW-13	04/20/09	74.17	-----	25.41	-----	48.76
GMW-13	10/19/09	74.17	-----	26.45	-----	47.72
GMW-13	05/24/10	74.17	-----	25.86	-----	48.31
GMW-13	05/28/10	74.17	-----	25.63	-----	48.54
GMW-13	10/04/10	74.17	-----	26.41	-----	47.76
GMW-13	04/11/11	74.17	-----	25.23	-----	48.94
GMW-13	10/10/11	74.17	-----	25.92	-----	48.25
GMW-13	04/16/12	74.17	-----	27.09	-----	47.08
GMW-13	10/15/12	74.17	-----	27.89	-----	46.28
GMW-13	04/08/13	74.17	-----	28.67	-----	45.50
GMW-13	10/07/13	74.17	-----	29.65	-----	44.52
GMW-13	04/14/14	74.17	-----	29.66	-----	44.51
GMW-13	10/27/14	74.17	-----	30.02	-----	44.15
GMW-13	04/20/15	74.17	-----	30.39	-----	43.78
GMW-13	10/19/15	74.17	-----	31.16	-----	43.01
GMW-13	04/11/16	74.17	-----	32.13	-----	42.04
GMW-13	10/03/16	74.17	-----	33.20	-----	40.97
GMW-13	04/17/17	74.17	-----	30.92	-----	43.25
GMW-13	10/02/17	74.17	-----	33.86	-----	40.31
GMW-13	04/16/18	74.17	-----	32.55	-----	41.62
GMW-13	11/05/18	74.17	-----	34.01	-----	40.16
GMW-13	04/16/19	74.17	-----	31.92	-----	42.25
GMW-13	10/28/19	74.17	-----	33.42	-----	40.75
GMW-13	05/04/20	74.17	-----	32.03	-----	42.14
GMW-13	11/02/20	74.17	-----	31.85	-----	42.32
GMW-13	05/03/21	74.17	-----	33.18	-----	40.99
GMW-13	11/01/21	74.17	-----	34.89	-----	39.28
GMW-13	05/09/22	74.17	-----	33.59	-----	40.58
GMW-13	10/31/22	74.17	-----	34.74	-----	39.43
GMW-14	05/04/99	74.72	-----	25.37	-----	49.35
GMW-14	08/09/99	74.72	-----	25.95	-----	48.77
GMW-14	11/15/99	74.72	-----	26.27	-----	48.45
GMW-14	05/15/00	74.72	-----	26.02	-----	48.70
GMW-14	11/13/00	74.72	-----	26.67	-----	48.05
GMW-14	05/07/01	74.72	-----	24.92	-----	49.80
GMW-14	11/05/01	74.72	-----	25.28	-----	49.44
GMW-14	04/08/02	74.72	-----	26.00	-----	48.72
GMW-14	10/21/02	74.72	-----	26.79	-----	47.93
GMW-14	04/07/03	74.72	-----	25.25	-----	49.47
GMW-14	10/06/03	74.72	-----	25.91	-----	48.81

APPENDIX C
HISTORICAL GROUNDWATER ELEVATIONS, NOVEMBER 1996 THROUGH NOVEMBER 2022
Defense Fuel Support Point Norwalk
15306 Norwalk Boulevard, Norwalk, California 90650

Well	Date	Top of Casing Elevation (feet MSL)	Depth to Product (feet btc)	Depth to Groundwater (feet btc)	Measured Product Thickness (feet)	Groundwater Elevation (feet MSL)
GMW-14	01/11/04	74.72	-----	27.21	-----	47.51
GMW-14	04/19/04	74.72	-----	28.69	-----	46.03
GMW-14	05/02/05	74.72	-----	21.29	-----	53.43
GMW-14	10/31/05	74.72	-----	22.96	-----	51.76
GMW-14	05/01/06	74.72	-----	23.44	-----	51.28
GMW-14	12/04/06	74.72	-----	24.39	-----	50.33
GMW-14	04/30/07	74.72	-----	24.61	-----	50.11
GMW-14	11/12/07	74.72	-----	24.55	-----	50.17
GMW-14	04/14/08	74.72	-----	28.15	-----	46.57
GMW-14	10/13/08	74.72	-----	27.23	-----	47.49
GMW-14	04/20/09	74.72	-----	25.97	-----	48.75
GMW-14	10/19/09	74.72	-----	27.31	-----	47.41
GMW-14	10/04/10	74.72	-----	26.99	-----	47.73
GMW-14	04/11/11	74.72	-----	25.88	-----	48.84
GMW-14	10/10/11	74.72	-----	26.71	-----	48.01
GMW-14	04/16/12	74.72	-----	27.98	-----	46.74
GMW-14	10/15/12	74.72	-----	28.91	-----	45.81
GMW-14	04/08/13	74.72	-----	29.20	-----	45.52
GMW-14	10/07/13	74.72	-----	30.15	-----	44.57
GMW-14	04/14/14	74.72	-----	30.25	-----	44.47
GMW-14	10/27/14	74.72	-----	30.63	-----	44.09
GMW-14	Well decommissioned in December 2014 prior to remedial excavation					
GMW-14R	04/17/17	78.77	-----	35.32	-----	43.45
GMW-14R	10/02/17	75.30	-----	34.40	-----	40.90
GMW-14R	04/16/18	75.30	-----	34.74	-----	40.56
GMW-14R	11/05/18	75.30	-----	35.28	-----	40.02
GMW-14R	04/16/19	75.30	-----	33.24	-----	42.06
GMW-14R	10/28/19	75.30	-----	34.98	-----	40.32
GMW-14R	05/04/20	75.30	-----	32.60	-----	42.70
GMW-14R	11/02/20	75.30	-----	33.18	-----	42.12
GMW-14R	05/03/21	75.30	-----	34.54	-----	40.76
GMW-14R	11/01/21	75.30	-----	36.48	-----	38.82
GMW-14R	05/09/22	75.30	-----	34.84	-----	40.46
GMW-14R	10/31/22	75.30	-----	36.53	-----	38.77
GMW-15	05/28/96	76.21	28.71	29.16	0.45	NC
GMW-15	11/20/96	76.21	-----	29.70	-----	46.51
GMW-15	07/01/97	76.21	-----	29.39	-----	46.82
GMW-15	12/31/97	76.21	-----	29.40	-----	46.81
GMW-15	05/01/98	76.21	-----	26.71	-----	49.50
GMW-15	05/25/99	76.21	-----	27.51	-----	48.70
GMW-15	05/15/00	76.21	-----	22.59	-----	53.62
GMW-15	05/15/00	76.21	-----	28.39	-----	47.82
GMW-15	11/13/00	76.21	-----	27.75	-----	48.46

APPENDIX C
HISTORICAL GROUNDWATER ELEVATIONS, NOVEMBER 1996 THROUGH NOVEMBER 2022
Defense Fuel Support Point Norwalk
15306 Norwalk Boulevard, Norwalk, California 90650

Well	Date	Top of Casing Elevation (feet MSL)	Depth to Product (feet btc)	Depth to Groundwater (feet btc)	Measured Product Thickness (feet)	Groundwater Elevation (feet MSL)
GMW-15	11/13/00	76.21	-----	28.80	-----	47.41
GMW-15	05/07/01	76.21	-----	26.60	-----	49.61
GMW-15	05/07/01	76.21	-----	27.02	-----	49.19
GMW-15	04/08/02	76.21	-----	28.51	-----	47.70
GMW-15	10/21/02	76.21	-----	28.49	-----	47.72
GMW-15	04/07/03	76.21	-----	28.25	-----	47.96
GMW-15	10/06/03	76.21	-----	28.00	-----	48.21
GMW-15	04/19/04	76.21	-----	29.23	-----	46.98
GMW-15	11/01/04	76.21	-----	28.91	-----	47.30
GMW-15	05/02/05	76.21	-----	23.85	-----	52.36
GMW-15	03/06/06	76.21	-----	25.42	-----	50.79
GMW-15	05/01/06	76.21	-----	25.70	-----	50.51
GMW-15	08/26/06	76.21	-----	26.05	-----	50.16
GMW-15	12/01/06	76.21	-----	26.45	-----	49.76
GMW-15	03/21/07	76.21	-----	26.38	-----	49.83
GMW-15	04/27/07	76.21	-----	26.90	-----	49.31
GMW-15	08/28/07	76.21	-----	26.70	-----	49.51
GMW-15	11/12/07	76.21	-----	27.38	-----	48.83
GMW-15	02/05/08	76.21	-----	27.78	-----	48.43
GMW-15	04/11/08	76.21	-----	27.29	-----	48.92
GMW-15	07/24/08	76.21	-----	27.52	-----	48.69
GMW-15	10/13/08	76.21	-----	28.36	-----	47.85
GMW-15	02/09/09	76.21	-----	28.51	-----	47.70
GMW-15	04/20/09	76.21	-----	28.31	-----	47.90
GMW-15	07/16/09	76.21	-----	28.32	-----	47.89
GMW-15	10/19/09	76.21	-----	28.90	-----	47.31
GMW-15	04/08/10	76.21	-----	28.51	-----	47.70
GMW-15	04/12/10	76.21	-----	28.24	-----	47.97
GMW-15	01/06/11	76.21	-----	29.10	-----	47.11
GMW-15	04/08/11	76.21	-----	27.81	-----	48.40
GMW-15	07/07/11	76.21	-----	28.05	-----	48.16
GMW-15	10/06/11	76.21	-----	28.53	-----	47.68
GMW-15	04/12/12	76.21	-----	29.75	-----	46.46
GMW-15	04/19/12	76.21	-----	29.45	-----	46.76
GMW-15	01/10/13	76.21	-----	30.88	-----	45.33
GMW-15	04/02/13	76.21	-----	30.82	-----	45.39
GMW-15	04/08/13	76.21	-----	30.78	-----	45.43
GMW-15	10/01/13	76.21	-----	31.60	-----	44.61
GMW-15	04/07/14	76.21	-----	32.30	-----	43.91
GMW-15	04/15/14	76.21	-----	32.02	-----	44.19
GMW-15	10/27/14	76.21	-----	32.58	-----	43.63
GMW-15	04/22/15	76.21	-----	32.92	-----	43.29
GMW-15	10/19/15	76.21	-----	33.62	-----	42.59
GMW-15	04/11/16	76.21	-----	35.19	-----	41.02

APPENDIX C
HISTORICAL GROUNDWATER ELEVATIONS, NOVEMBER 1996 THROUGH NOVEMBER 2022
Defense Fuel Support Point Norwalk
15306 Norwalk Boulevard, Norwalk, California 90650

Well	Date	Top of Casing Elevation (feet MSL)	Depth to Product (feet btc)	Depth to Groundwater (feet btc)	Measured Product Thickness (feet)	Groundwater Elevation (feet MSL)
GMW-15	10/03/16	76.21	-----	34.51	-----	41.70
GMW-15	04/19/17	76.21	-----	33.75	-----	42.46
GMW-15	10/02/17	76.21	-----	34.45	-----	41.76
GMW-15	04/16/18	76.21	-----	34.98	-----	41.23
GMW-15	11/05/18	76.21	-----	35.72	-----	40.49
GMW-15	04/22/19	76.21	-----	34.33	-----	41.88
GMW-15	10/29/19	76.21	-----	35.41	-----	40.80
GMW-15	05/05/20	76.21	-----	35.42	-----	40.79
GMW-15	10/19/20	76.21	-----	35.34	-----	40.87
GMW-15	11/02/20	76.21	-----	35.41	-----	40.80
GMW-15	05/04/21	76.21	-----	35.98	-----	40.23
GMW-15	11/01/21	76.21	-----	36.44	-----	39.77
GMW-15	05/10/22	76.21	-----	36.48	-----	39.73
GMW-15	11/01/22	76.21	-----	36.68	-----	39.53
GMW-16	05/28/96	77.00	-----	29.86	-----	47.14
GMW-16	11/20/96	77.00	-----	30.60	-----	46.40
GMW-16	07/01/97	77.00	-----	31.61	-----	45.39
GMW-16	12/31/97	77.00	-----	30.60	-----	46.40
GMW-16	05/01/98	77.00	-----	27.73	-----	49.27
GMW-16	05/25/99	77.00	-----	28.46	-----	48.54
GMW-16	05/15/00	77.00	-----	29.50	-----	47.50
GMW-16	11/13/00	77.00	-----	28.67	-----	48.33
GMW-16	05/07/01	77.00	-----	28.38	-----	48.62
GMW-16	04/08/02	77.00	-----	29.42	-----	47.58
GMW-16	10/21/02	77.00	-----	29.15	-----	47.85
GMW-16	04/07/03	77.00	-----	29.20	-----	47.80
GMW-16	10/06/03	77.00	-----	28.92	-----	48.08
GMW-16	04/19/04	77.00	-----	30.03	-----	46.97
GMW-16	11/05/04	77.00	-----	29.53	-----	47.47
GMW-16	05/02/05	77.00	-----	25.05	-----	51.95
GMW-16	03/06/06	77.00	-----	26.35	-----	50.65
GMW-16	05/01/06	77.00	-----	26.65	-----	50.35
GMW-16	08/26/06	77.00	-----	26.98	-----	50.02
GMW-16	12/01/06	77.00	-----	27.31	-----	49.69
GMW-16	03/21/07	77.00	-----	27.51	-----	49.49
GMW-16	04/27/07	77.00	-----	27.72	-----	49.28
GMW-16	08/28/07	77.00	-----	27.99	-----	49.01
GMW-16	11/12/07	77.00	-----	28.33	-----	48.67
GMW-16	02/05/08	77.00	-----	28.68	-----	48.32
GMW-16	04/11/08	77.00	-----	28.13	-----	48.87
GMW-16	07/24/08	77.00	-----	28.56	-----	48.44
GMW-16	10/13/08	77.00	-----	29.21	-----	47.79
GMW-16	02/09/09	77.00	-----	29.18	-----	47.82

APPENDIX C
HISTORICAL GROUNDWATER ELEVATIONS, NOVEMBER 1996 THROUGH NOVEMBER 2022
Defense Fuel Support Point Norwalk
15306 Norwalk Boulevard, Norwalk, California 90650

Well	Date	Top of Casing Elevation (feet MSL)	Depth to Product (feet btc)	Depth to Groundwater (feet btc)	Measured Product Thickness (feet)	Groundwater Elevation (feet MSL)
GMW-16	04/20/09	77.00	-----	30.50	-----	46.50
GMW-16	07/16/09	77.00	-----	29.52	-----	47.48
GMW-16	10/19/09	77.00	-----	30.24	-----	46.76
GMW-16	04/07/10	77.00	-----	29.68	-----	47.32
GMW-16	04/12/10	77.00	-----	29.38	-----	47.62
GMW-16	01/08/11	77.00	-----	26.47	-----	50.53
GMW-16	07/07/11	77.00	-----	29.04	-----	47.96
GMW-16	10/06/11	77.00	-----	29.48	-----	47.52
GMW-16	04/12/12	77.00	-----	30.53	-----	46.47
GMW-16	04/18/12	77.00	-----	30.29	-----	46.71
GMW-16	01/11/13	77.00	-----	31.68	-----	45.32
GMW-16	04/02/13	77.00	-----	31.66	-----	45.34
GMW-16	04/08/13	77.00	-----	31.65	-----	45.35
GMW-16	10/02/13	77.00	-----	32.35	-----	44.65
GMW-16	04/09/14	77.00	-----	33.03	-----	43.97
GMW-16	04/14/14	77.00	-----	32.95	-----	44.05
GMW-16	10/27/14	77.00	-----	33.43	-----	43.57
GMW-16	04/22/15	77.00	-----	33.22	-----	43.78
GMW-16	04/17/17	77.00	-----	34.15	-----	42.85
GMW-16	10/02/17	77.00	-----	36.05	-----	40.95
GMW-16	04/16/18	77.00	-----	36.58	-----	40.42
GMW-16	11/05/18	77.00	-----	37.15	-----	39.85
GMW-16	04/18/19	77.00	-----	35.84	-----	41.16
GMW-16	10/29/19	77.00	-----	36.97	-----	40.03
GMW-16	05/05/20	77.00	-----	36.65	-----	40.35
GMW-16	10/19/20	77.00	-----	36.97	-----	40.03
GMW-16	05/03/21	77.00	-----	37.37	-----	39.63
GMW-16	11/02/21	77.00	-----	37.81	-----	39.19
GMW-16	05/09/22	77.00	-----	38.05	-----	38.95
GMW-16	11/01/22	77.00	-----	38.27	-----	38.73
GMW-17	05/28/96	74.66	26.65	30.51	3.86	NC
GMW-17	11/20/96	74.66	27.27	31.79	4.52	NC
GMW-17	07/01/97	74.66	27.38	32.71	5.33	NC
GMW-17	12/31/97	74.66	26.92	32.74	5.82	NC
GMW-17	05/01/98	74.66	25.04	25.19	0.15	NC
GMW-17	05/25/99	74.66	-----	27.06	-----	47.60
GMW-17	05/15/00	74.66	25.13	25.18	0.05	NC
GMW-17	11/13/00	74.66	-----	26.52	-----	48.14
GMW-17	05/07/01	74.66	-----	25.32	-----	49.34
GMW-17	04/08/02	74.66	-----	26.70	-----	47.96
GMW-17	09/19/02	74.66	27.70	27.89	0.19	NC
GMW-17	10/21/02	74.66	-----	27.67	-----	46.99
GMW-17	04/07/03	74.66	-----	26.60	-----	48.06

APPENDIX C
HISTORICAL GROUNDWATER ELEVATIONS, NOVEMBER 1996 THROUGH NOVEMBER 2022
Defense Fuel Support Point Norwalk
15306 Norwalk Boulevard, Norwalk, California 90650

Well	Date	Top of Casing Elevation (feet MSL)	Depth to Product (feet btc)	Depth to Groundwater (feet btc)	Measured Product Thickness (feet)	Groundwater Elevation (feet MSL)
GMW-17	10/06/03	74.66	-----	26.60	-----	48.06
GMW-17	04/19/04	74.66	-----	25.58	-----	49.08
GMW-17	11/01/04	74.66	-----	27.51	-----	47.15
GMW-17	02/28/05	74.66	-----	22.85	-----	51.81
GMW-17	05/02/05	74.66	-----	21.23	-----	53.43
GMW-17	03/06/06	74.66	-----	23.76	-----	50.90
GMW-17	05/01/06	74.66	-----	23.75	-----	50.91
GMW-17	08/26/06	74.66	-----	24.36	-----	50.30
GMW-17	12/01/06	74.66	-----	24.86	-----	49.80
GMW-17	03/21/07	74.66	-----	25.04	-----	49.62
GMW-17	04/30/07	74.66	-----	25.23	-----	49.43
GMW-17	08/28/07	74.66	-----	25.42	-----	49.24
GMW-17	11/12/07	74.66	-----	25.63	-----	49.03
GMW-17	02/05/08	74.66	-----	26.25	-----	48.41
GMW-17	04/11/08	74.66	-----	25.10	-----	49.56
GMW-17	07/24/08	74.66	-----	25.91	-----	48.75
GMW-17	10/14/08	74.66	-----	26.35	-----	48.31
GMW-17	02/10/09	74.66	-----	27.05	-----	47.61
GMW-17	04/20/09	74.66	-----	26.00	-----	48.66
GMW-17	07/16/09	74.66	-----	27.15	-----	47.51
GMW-17	10/19/09	74.66	-----	27.51	-----	47.15
GMW-17	04/08/10	74.66	-----	25.92	-----	48.74
GMW-17	04/12/10	74.66	-----	25.83	-----	48.83
GMW-17	04/08/11	74.66	-----	24.04	-----	50.62
GMW-17	07/08/11	74.66	-----	25.50	-----	49.16
GMW-17	10/06/11	74.66	-----	26.20	-----	48.46
GMW-17	04/12/12	74.66	-----	27.94	-----	46.72
GMW-17	04/20/12	74.66	-----	27.77	-----	46.89
GMW-17	01/11/13	74.66	-----	29.50	-----	45.16
GMW-17	04/03/13	74.66	-----	29.38	-----	45.28
GMW-17	04/08/13	74.66	-----	29.34	-----	45.32
GMW-17	10/02/13	74.66	-----	30.11	-----	44.55
GMW-17	04/09/14	74.66	-----	30.83	-----	43.83
GMW-17	04/17/14	74.66	-----	30.72	-----	43.94
GMW-17	10/27/14	74.66	-----	31.03	-----	43.63
GMW-17	Well decommissioned in December 2014 prior to remedial excavation					
GMW-17R	10/03/17	77.79	-----	36.77	-----	41.02
GMW-17R	04/16/18	77.79	-----	37.08	-----	40.71
GMW-17R	11/05/18	77.79	-----	37.53	-----	40.26
GMW-17R	10/28/19	77.79	-----	37.97	-----	39.82
GMW-17R	05/04/20	77.79	-----	36.26	-----	41.53
GMW-17R	10/19/20	77.79	-----	36.95	-----	40.84
GMW-17R	05/03/21	77.79	-----	37.38	-----	40.41
GMW-17R	11/01/21	77.79	-----	38.19	-----	39.60

APPENDIX C
HISTORICAL GROUNDWATER ELEVATIONS, NOVEMBER 1996 THROUGH NOVEMBER 2022
Defense Fuel Support Point Norwalk
15306 Norwalk Boulevard, Norwalk, California 90650

Well	Date	Top of Casing Elevation (feet MSL)	Depth to Product (feet btc)	Depth to Groundwater (feet btc)	Measured Product Thickness (feet)	Groundwater Elevation (feet MSL)
GMW-17R	05/09/22	77.79	-----	38.12	-----	39.67
GMW-17R	10/31/22	77.79	-----	35.68	-----	42.11
GMW-18	11/20/96	75.36	28.40	32.50	4.10	NC
GMW-18	07/01/97	75.36	27.70	31.50	3.80	NC
GMW-18	12/31/97	75.36	28.01	32.08	4.07	NC
GMW-18	05/01/98	75.36	18.61	24.64	6.03	NC
GMW-18	05/25/99	75.36	25.77	29.48	3.71	NC
GMW-18	05/15/00	75.36	26.28	30.35	4.07	NC
GMW-18	11/18/00	75.36	-----	28.77	-----	46.59
GMW-18	05/07/01	75.36	24.80	29.70	4.90	NC
GMW-18	04/08/02	75.36	-----	27.74	-----	47.62
GMW-18	09/19/02	75.36	27.97	28.02	0.05	NC
GMW-18	10/21/02	75.36	-----	28.74	-----	46.62
GMW-18	04/07/03	75.36	-----	27.06	-----	48.30
GMW-18	10/06/03	75.36	26.66	27.40	0.74	NC
GMW-18	04/19/04	75.36	-----	27.33	-----	48.03
GMW-18	11/01/04	75.36	27.27	27.44	0.17	NC
GMW-18	02/28/05	75.36	23.85	23.87	0.02	NC
GMW-18	05/02/05	75.36	-----	22.40	-----	52.96
GMW-18	03/06/06	75.36	-----	24.21	-----	51.15
GMW-18	05/01/06	75.36	-----	24.50	-----	50.86
GMW-18	08/26/06	75.36	-----	24.91	-----	50.45
GMW-18	12/01/06	75.36	-----	25.20	-----	50.16
GMW-18	03/21/07	75.36	-----	25.18	-----	50.18
GMW-18	04/30/07	75.36	-----	25.72	-----	49.64
GMW-18	08/28/07	75.36	-----	25.62	-----	49.74
GMW-18	11/12/07	75.36	-----	26.29	-----	49.07
GMW-18	02/05/08	75.36	-----	26.73	-----	48.63
GMW-18	04/14/08	75.36	-----	25.91	-----	49.45
GMW-18	10/14/08	75.36	-----	27.00	-----	48.36
GMW-18	02/10/09	75.36	-----	26.50	-----	48.86
GMW-18	04/20/09	75.36	-----	26.80	-----	48.56
GMW-18	07/17/09	75.36	-----	27.41	-----	47.95
GMW-18	10/19/09	75.36	-----	27.91	-----	47.45
GMW-18	04/08/10	75.36	-----	27.30	-----	48.06
GMW-18	04/12/10	75.36	-----	27.44	-----	47.92
GMW-18	10/01/10	75.36	-----	27.80	-----	47.56
GMW-18	01/08/11	75.36	-----	27.86	-----	47.50
GMW-18	04/12/12	75.36	-----	28.54	-----	46.82
GMW-18	04/20/12	75.36	-----	28.45	-----	46.91
GMW-18	04/05/13	75.36	29.66	30.33	0.67	NC
GMW-18	04/08/13	75.36	29.64	30.21	0.57	NC
GMW-18	10/02/13	75.36	30.24	32.17	1.93	NC

APPENDIX C
HISTORICAL GROUNDWATER ELEVATIONS, NOVEMBER 1996 THROUGH NOVEMBER 2022
Defense Fuel Support Point Norwalk
15306 Norwalk Boulevard, Norwalk, California 90650

Well	Date	Top of Casing Elevation (feet MSL)	Depth to Product (feet btc)	Depth to Groundwater (feet btc)	Measured Product Thickness (feet)	Groundwater Elevation (feet MSL)
GMW-18	04/07/14	75.36	30.95	33.15	2.20	NC
GMW-18	04/16/14	75.36	30.92	33.08	2.16	NC
GMW-18	10/27/14	75.36	-----	31.13	-----	44.23
GMW-18	04/20/15	75.36	-----	31.47	-----	43.89
GMW-18	10/03/16	75.36	33.27	35.34	2.07	NC
GMW-18	04/20/17	75.36	-----	32.81	-----	42.55
GMW-18	09/26/17	75.36	32.99	34.15	1.16	NC
GMW-18	04/16/18	75.36	34.13	34.92	0.79	NC
GMW-18	11/05/18	75.36	36.12	38.40	2.28	NC
GMW-18	04/15/19	75.36	-----	34.55	-----	40.81
GMW-18	05/10/19	75.36	-----	34.89	-----	40.47
GMW-18	10/30/19	75.36	36.29	36.30	0.01	NC
GMW-18	05/05/20	75.36	-----	35.60	-----	39.76
GMW-18	10/19/20	75.36	-----	35.88	-----	39.48
GMW-18	05/04/21	75.36	-----	36.20	-----	39.16
GMW-18	11/02/21	75.36	-----	36.57	-----	38.79
GMW-18	05/10/22	75.36	-----	36.70	-----	38.66
GMW-18	11/01/22	75.36	-----	36.21	-----	39.15
GMW-19	05/28/96	76.83	-----	30.39	-----	46.44
GMW-19	11/20/96	76.83	-----	30.39	-----	46.44
GMW-19	07/01/97	76.83	-----	29.82	-----	47.01
GMW-19	12/31/97	76.83	-----	30.08	-----	46.75
GMW-19	05/01/98	76.83	-----	26.97	-----	49.86
GMW-19	05/25/99	76.83	-----	28.00	-----	48.83
GMW-19	05/15/00	76.83	-----	28.85	-----	47.98
GMW-19	11/13/00	76.83	-----	28.21	-----	48.62
GMW-19	05/07/01	76.83	-----	27.44	-----	49.39
GMW-19	04/08/02	76.83	-----	29.08	-----	47.75
GMW-19	09/19/02	76.83	-----	28.63	-----	48.20
GMW-19	10/21/02	76.83	-----	29.22	-----	47.61
GMW-19	04/07/03	76.83	-----	28.58	-----	48.25
GMW-19	10/06/03	76.83	-----	28.45	-----	48.38
GMW-19	04/19/04	76.83	-----	29.44	-----	47.39
GMW-19	11/01/04	76.83	-----	27.92	-----	48.91
GMW-19	02/28/05	76.83	-----	25.69	-----	51.14
GMW-19	05/02/05	76.83	-----	24.47	-----	52.36
GMW-19	03/06/06	76.83	-----	26.32	-----	50.51
GMW-19	05/01/06	76.83	-----	26.24	-----	50.59
GMW-19	08/26/06	76.83	-----	26.64	-----	50.19
GMW-19	12/01/06	76.83	-----	26.92	-----	49.91
GMW-19	03/21/07	76.83	-----	27.41	-----	49.42
GMW-19	04/30/07	76.83	-----	27.48	-----	49.35
GMW-19	08/28/07	76.83	-----	28.00	-----	48.83

APPENDIX C
HISTORICAL GROUNDWATER ELEVATIONS, NOVEMBER 1996 THROUGH NOVEMBER 2022
Defense Fuel Support Point Norwalk
15306 Norwalk Boulevard, Norwalk, California 90650

Well	Date	Top of Casing Elevation (feet MSL)	Depth to Product (feet btc)	Depth to Groundwater (feet btc)	Measured Product Thickness (feet)	Groundwater Elevation (feet MSL)
GMW-19	11/12/07	76.83	-----	28.04	-----	48.79
GMW-19	02/05/08	76.83	-----	28.67	-----	48.16
GMW-19	04/14/08	76.83	-----	27.64	-----	49.19
GMW-19	07/24/08	76.83	-----	27.97	-----	48.86
GMW-19	10/14/08	76.83	-----	28.76	-----	48.07
GMW-19	02/10/09	76.83	-----	27.35	-----	49.48
GMW-19	04/20/09	76.83	-----	28.71	-----	48.12
GMW-19	07/17/09	76.83	-----	28.79	-----	48.04
GMW-19	10/19/09	76.83	-----	29.54	-----	47.29
GMW-19	04/08/10	76.83	-----	29.05	-----	47.78
GMW-19	04/12/10	76.83	-----	29.16	-----	47.67
GMW-19	10/06/11	76.83	-----	29.06	-----	47.77
GMW-19	04/12/12	76.83	-----	30.26	-----	46.57
GMW-19	04/18/12	76.83	-----	30.09	-----	46.74
GMW-19	01/10/13	76.83	-----	31.56	-----	45.27
GMW-19	04/03/13	76.83	-----	31.49	-----	45.34
GMW-19	04/08/13	76.83	-----	31.60	-----	45.23
GMW-19	10/02/13	76.83	-----	32.29	-----	44.54
GMW-19	04/07/14	76.83	-----	33.00	-----	43.83
GMW-19	04/14/14	76.83	-----	32.79	-----	44.04
GMW-19	10/27/14	76.83	-----	33.20	-----	43.63
GMW-19	04/20/15	76.83	-----	33.53	-----	43.30
GMW-19	10/19/15	76.83	-----	34.33	-----	42.50
GMW-19	04/21/17	76.83	-----	34.18	-----	42.65
GMW-19	10/03/17	76.83	-----	35.17	-----	41.66
GMW-19	04/16/18	76.83	-----	35.77	-----	41.06
GMW-19	11/05/18	76.83	-----	36.37	-----	40.46
GMW-19	04/22/19	76.83	-----	34.88	-----	41.95
GMW-19	10/30/19	76.83	-----	35.99	-----	40.84
GMW-19	05/04/20	76.83	-----	35.51	-----	41.32
GMW-19	10/19/20	76.83	-----	35.84	-----	40.99
GMW-19	11/02/20	76.83	-----	35.91	-----	40.92
GMW-19	05/03/21	76.83	-----	36.45	-----	40.38
GMW-19	11/02/21	76.83	-----	36.73	-----	40.10
GMW-19	05/10/22	76.83	-----	36.69	-----	40.14
GMW-19	11/01/22	76.83	-----	37.45	-----	39.38
GMW-20	05/28/96	75.10	-----	27.65	-----	47.45
GMW-20	11/20/96	75.10	-----	28.53	-----	46.57
GMW-20	07/01/97	75.10	-----	28.26	-----	46.84
GMW-20	12/31/97	75.10	-----	28.23	-----	46.87
GMW-20	05/01/98	75.10	-----	25.50	-----	49.60
GMW-20	05/25/99	75.10	-----	26.25	-----	48.85
GMW-20	05/15/00	75.10	-----	26.95	-----	48.15

APPENDIX C
HISTORICAL GROUNDWATER ELEVATIONS, NOVEMBER 1996 THROUGH NOVEMBER 2022
Defense Fuel Support Point Norwalk
15306 Norwalk Boulevard, Norwalk, California 90650

Well	Date	Top of Casing Elevation (feet MSL)	Depth to Product (feet btc)	Depth to Groundwater (feet btc)	Measured Product Thickness (feet)	Groundwater Elevation (feet MSL)
GMW-20	11/13/00	75.10	-----	27.56	-----	47.54
GMW-20	05/07/01	75.10	-----	25.75	-----	49.35
GMW-20	08/07/01	75.10	25.55	26.67	1.12	NC
GMW-20	04/08/02	75.10	-----	26.77	-----	48.33
GMW-20	10/21/02	75.10	-----	27.16	-----	47.94
GMW-20	04/07/03	75.10	-----	26.62	-----	48.48
GMW-20	10/06/03	75.10	-----	26.62	-----	48.48
GMW-20	04/19/04	75.10	-----	27.88	-----	47.22
GMW-20	11/01/04	75.10	-----	27.79	-----	47.31
GMW-20	05/02/05	75.10	-----	22.20	-----	52.90
GMW-20	05/01/06	75.10	-----	24.28	-----	50.82
GMW-20	12/01/06	75.10	-----	25.17	-----	49.93
GMW-20	04/30/07	75.10	-----	25.63	-----	49.47
GMW-20	11/12/07	75.10	-----	26.08	-----	49.02
GMW-20	04/14/08	75.10	-----	25.74	-----	49.36
GMW-20	10/14/08	75.10	-----	26.89	-----	48.21
GMW-20	10/01/10	75.10	-----	27.64	-----	47.46
GMW-20	01/08/11	75.10	-----	27.81	-----	47.29
GMW-20	04/12/12	75.10	-----	28.41	-----	46.69
GMW-20	10/02/13	75.10	-----	30.54	-----	44.56
GMW-20	04/09/14	75.10	-----	31.18	-----	43.92
GMW-20	10/27/14	75.10	-----	31.43	-----	43.67
GMW-20	04/20/15	75.10	-----	31.79	-----	43.31
GMW-20	10/19/15	75.10	-----	32.55	-----	42.55
GMW-20	04/11/16	75.10	-----	33.52	-----	41.58
GMW-20	10/03/16	75.10	-----	34.19	-----	40.91
GMW-20	04/18/17	75.10	-----	32.42	-----	42.68
GMW-20	10/03/17	75.10	-----	34.20	-----	40.90
GMW-20	04/16/18	75.10	-----	34.60	-----	40.50
GMW-20	11/05/18	75.10	-----	35.08	-----	40.02
GMW-20	04/16/19	75.10	-----	22.90	-----	52.20
GMW-20	10/28/19	75.10	-----	34.86	-----	40.24
GMW-20	05/04/20	75.10	-----	33.45	-----	41.65
GMW-20	10/19/20	75.10	-----	34.20	-----	40.90
GMW-20	05/03/21	75.10	-----	34.65	-----	40.45
GMW-20	11/01/21	75.10	-----	35.58	-----	39.52
GMW-20	05/10/22	75.10	-----	35.05	-----	40.05
GMW-20	10/31/22	75.10	-----	35.18	-----	39.92
GMW-21	05/28/96	76.23	27.89	33.21	5.32	NC
GMW-21	11/20/96	76.23	28.95	33.05	4.10	NC
GMW-21	07/01/97	76.23	29.13	30.13	1.00	NC
GMW-21	04/08/02	76.23	-----	28.84	-----	47.39
GMW-21	10/06/03	76.23	27.90	28.17	0.27	NC

APPENDIX C
HISTORICAL GROUNDWATER ELEVATIONS, NOVEMBER 1996 THROUGH NOVEMBER 2022
Defense Fuel Support Point Norwalk
15306 Norwalk Boulevard, Norwalk, California 90650

Well	Date	Top of Casing Elevation (feet MSL)	Depth to Product (feet btc)	Depth to Groundwater (feet btc)	Measured Product Thickness (feet)	Groundwater Elevation (feet MSL)
GMW-21	04/19/04	76.23	29.14	29.57	0.43	NC
GMW-21	11/01/04	76.23	28.68	28.91	0.23	NC
GMW-21	05/02/05	76.23	23.79	24.56	0.77	NC
GMW-21	05/01/06	76.23	25.21	26.99	1.78	NC
GMW-21	08/26/06	76.23	25.54	25.79	0.25	NC
GMW-21	12/01/06	76.23	25.99	27.83	1.84	NC
GMW-21	04/27/07	76.23	-----	26.41	-----	49.82
GMW-21	11/09/07	76.23	27.34	27.37	0.03	NC
GMW-21	02/05/08	76.23	-----	27.79	-----	48.44
GMW-21	10/13/08	76.23	-----	28.18	-----	48.05
GMW-21	02/09/09	76.23	-----	27.48	-----	48.75
GMW-21	07/17/09	76.23	-----	28.40	-----	47.83
GMW-21	04/07/10	76.23	-----	28.81	-----	47.42
GMW-21	01/06/11	76.23	-----	26.85	-----	49.38
GMW-21	04/06/11	76.23	-----	27.78	-----	48.45
GMW-21	07/07/11	76.23	-----	27.95	-----	48.28
GMW-21	10/06/11	76.23	-----	28.41	-----	47.82
GMW-21	04/12/12	76.23	-----	29.48	-----	46.75
GMW-21	01/10/13	76.23	30.43	31.90	1.47	NC
GMW-21	04/02/13	76.23	30.66	30.73	0.07	NC
GMW-21	04/08/13	76.23	30.56	31.05	0.49	NC
GMW-21	10/01/13	76.23	31.32	32.00	0.68	NC
GMW-21	04/07/14	76.23	32.21	32.26	0.05	NC
GMW-21	04/14/14	76.23	32.22	32.29	0.07	NC
GMW-21	10/27/14	76.23	-----	32.52	-----	43.71
GMW-21	04/20/15	76.23	-----	32.82	-----	43.41
GMW-21	10/20/15	76.23	33.48	33.49	0.01	NC
GMW-21	04/11/16	76.23	-----	33.96	-----	42.27
GMW-21	10/03/16	76.23	-----	34.38	-----	41.85
GMW-21	04/19/17	76.23	-----	33.64	-----	42.59
GMW-21	10/02/17	76.23	32.52	33.02	0.50	NC
GMW-21	04/16/18	76.23	-----	35.12	-----	41.11
GMW-21	11/05/18	76.23	-----	35.52	-----	40.71
GMW-21	11/05/18	76.23	-----	35.52	-----	40.71
GMW-21	04/19/19	76.23	-----	33.95	-----	42.28
GMW-21	10/29/19	76.23	-----	35.42	-----	40.81
GMW-21	05/05/20	76.23	-----	35.39	-----	40.84
GMW-21	10/19/20	76.23	-----	35.12	-----	41.11
GMW-21	05/04/21	76.23	-----	35.36	-----	40.87
GMW-21	11/02/21	76.23	-----	36.36	-----	39.87
GMW-21	05/09/22	76.23	-----	36.41	-----	39.82
GMW-21	11/01/22	76.23	-----	36.75	-----	39.48
GMW-22	05/28/96	74.17	29.75	34.31	4.56	NC

APPENDIX C
HISTORICAL GROUNDWATER ELEVATIONS, NOVEMBER 1996 THROUGH NOVEMBER 2022
Defense Fuel Support Point Norwalk
15306 Norwalk Boulevard, Norwalk, California 90650

Well	Date	Top of Casing Elevation (feet MSL)	Depth to Product (feet btc)	Depth to Groundwater (feet btc)	Measured Product Thickness (feet)	Groundwater Elevation (feet MSL)
GMW-22	11/20/96	74.17	29.78	33.02	3.24	NC
GMW-22	07/01/97	74.17	30.91	34.32	3.41	NC
GMW-22	12/31/97	74.17	29.98	33.75	3.77	NC
GMW-22	05/01/98	74.17	19.13	26.55	7.42	NC
GMW-22	05/15/00	74.17	26.45	30.67	4.22	NC
GMW-22	11/13/00	74.17	28.67	31.82	3.15	NC
GMW-22	05/07/01	74.17	27.88	32.30	4.42	NC
GMW-22	08/07/01	74.17	25.78	29.76	3.98	NC
GMW-22	11/05/01	74.17	25.95	31.05	5.10	NC
GMW-22	04/08/02	74.17	26.55	26.59	0.04	NC
GMW-22	05/02/05	74.17	23.09	26.46	3.37	NC
GMW-22	10/31/05	74.17	-----	27.80	-----	46.37
GMW-22	05/01/06	74.17	24.70	24.94	0.24	NC
GMW-22	12/04/06	74.17	-----	25.43	-----	48.74
GMW-22	04/30/07	74.17	-----	25.79	-----	48.38
GMW-22	11/12/07	74.17	25.91	26.45	0.54	NC
GMW-22	08/12/08	74.17	-----	26.70	-----	47.47
GMW-22	10/31/08	74.17	27.04	28.25	1.21	NC
GMW-22	11/04/08	74.17	-----	26.97	-----	47.20
GMW-22	04/21/09	74.17	27.20	27.30	0.10	NC
GMW-22	10/04/10	74.17	-----	27.65	-----	46.52
GMW-22	04/11/11	74.17	-----	26.45	-----	47.72
GMW-22	10/10/11	74.17	-----	29.68	-----	44.49
GMW-22	04/16/12	74.17	-----	31.15	-----	43.02
GMW-22	10/15/12	77.24	-----	31.05	-----	46.19
GMW-22	04/08/13	77.24	-----	31.92	-----	45.32
GMW-22	10/07/13	77.24	31.65	34.28	2.63	NC
GMW-22	04/14/14	77.24	32.30	35.59	3.29	NC
GMW-22	10/27/14	77.24	32.41	35.74	3.33	NC
GMW-22	04/20/15	77.24	32.84	36.64	3.80	NC
GMW-22	10/20/15	77.24	34.92	36.10	1.18	NC
GMW-22	04/11/16	77.24	35.50	38.59	3.09	NC
GMW-22	10/03/16	77.24	-----	37.70	-----	39.54
GMW-22	04/17/17	77.24	-----	34.47	-----	42.77
GMW-22	10/02/17	77.24	-----	38.45	-----	38.79
GMW-22	04/16/18	77.24	-----	38.23	-----	39.01
GMW-22	11/05/18	77.24	-----	38.02	-----	39.22
GMW-22	04/16/19	77.24	-----	36.19	-----	41.05
GMW-22	10/28/19	77.24	-----	37.88	-----	39.36
GMW-22	05/04/20	77.24	-----	35.64	-----	41.60
GMW-22	11/02/20	77.24	-----	36.08	-----	41.16
GMW-22	05/03/21	77.24	-----	36.66	-----	40.58
GMW-22	11/01/21	77.24	-----	37.70	-----	39.54
GMW-22	05/09/22	77.24	-----	36.78	-----	40.46

APPENDIX C
HISTORICAL GROUNDWATER ELEVATIONS, NOVEMBER 1996 THROUGH NOVEMBER 2022
Defense Fuel Support Point Norwalk
15306 Norwalk Boulevard, Norwalk, California 90650

Well	Date	Top of Casing Elevation (feet MSL)	Depth to Product (feet btc)	Depth to Groundwater (feet btc)	Measured Product Thickness (feet)	Groundwater Elevation (feet MSL)
GMW-22	10/31/22	77.24	-----	37.23	-----	40.01
GMW-23	05/28/96	74.85	27.12	28.07	0.95	NC
GMW-23	11/20/96	74.85	26.66	28.42	1.76	NC
GMW-23	07/01/97	74.85	28.99	30.34	1.35	NC
GMW-23	12/31/97	74.85	28.04	28.92	0.88	NC
GMW-23	05/01/98	74.85	25.43	25.44	0.01	NC
GMW-23	05/04/99	74.85	26.65	27.09	0.44	NC
GMW-23	08/09/99	74.85	26.39	28.52	2.13	NC
GMW-23	11/15/99	74.85	26.79	29.60	2.81	NC
GMW-23	05/15/00	74.85	26.90	29.87	2.97	NC
GMW-23	11/13/00	74.85	27.00	31.18	4.18	NC
GMW-23	05/07/01	74.85	28.62	28.63	0.01	NC
GMW-23	08/07/01	74.85	25.54	26.07	0.53	NC
GMW-23	11/05/01	74.85	25.85	26.32	0.47	NC
GMW-23	04/08/02	74.85	26.40	26.81	0.41	NC
GMW-23	10/21/02	74.85	28.07	28.94	0.87	NC
GMW-23	04/07/03	74.85	26.67	26.70	0.03	NC
GMW-23	10/06/03	74.85	26.35	27.32	0.97	NC
GMW-23	04/19/04	74.85	26.94	26.95	0.01	NC
GMW-23	05/02/05	74.85	-----	23.34	-----	51.51
GMW-23	10/31/05	74.85	26.08	26.13	0.05	NC
GMW-23	05/01/06	74.85	-----	23.99	-----	50.86
GMW-23	12/04/06	74.85	-----	24.82	-----	50.03
GMW-23	04/30/07	74.85	-----	24.98	-----	49.87
GMW-23	11/12/07	74.85	-----	25.41	-----	49.44
GMW-23	04/14/08	74.85	-----	25.62	-----	49.23
GMW-23	10/13/08	74.85	-----	26.21	-----	48.64
GMW-23	04/20/09	74.85	-----	26.29	-----	48.56
GMW-23	10/19/09	74.85	-----	27.51	-----	47.34
GMW-23	05/24/10	74.85	-----	27.32	-----	47.53
GMW-23	05/28/10	74.85	-----	27.27	-----	47.58
GMW-23	10/04/10	74.85	-----	27.31	-----	47.54
GMW-23	04/11/11	74.85	-----	26.40	-----	48.45
GMW-23	10/10/11	74.85	-----	26.57	-----	48.28
GMW-23	04/16/12	74.85	-----	28.73	-----	46.12
GMW-23	10/15/12	74.85	-----	28.45	-----	46.40
GMW-23	04/08/13	74.85	-----	29.31	-----	45.54
GMW-23	10/07/13	74.85	-----	30.27	-----	44.58
GMW-23	04/14/14	74.85	-----	30.23	-----	44.62
GMW-23	10/27/14	74.85	-----	31.08	-----	43.77
GMW-23	04/20/15	74.85	-----	31.94	-----	42.91
GMW-23	10/19/15	74.85	31.84	32.80	0.96	NC
GMW-23	04/11/16	74.85	34.10	34.12	0.02	NC

APPENDIX C
HISTORICAL GROUNDWATER ELEVATIONS, NOVEMBER 1996 THROUGH NOVEMBER 2022
Defense Fuel Support Point Norwalk
15306 Norwalk Boulevard, Norwalk, California 90650

Well	Date	Top of Casing Elevation (feet MSL)	Depth to Product (feet btc)	Depth to Groundwater (feet btc)	Measured Product Thickness (feet)	Groundwater Elevation (feet MSL)
GMW-23	10/03/16	74.85	-----	36.15	-----	38.70
GMW-23	04/17/17	74.85	31.91	33.40	1.49	NC
GMW-23	10/02/17	74.85	-----	35.42	-----	39.43
GMW-23	04/16/18	74.85	35.54	35.57	0.03	NC
GMW-23	11/05/18	74.85	36.18	36.20	0.02	NC
GMW-23	04/16/19	74.85	-----	34.34	-----	40.51
GMW-23	11/01/19	74.85	-----	35.48	-----	39.37
GMW-23	05/04/20	74.85	33.10	34.56	1.46	NC
GMW-23	11/02/20	74.85	33.05	36.90	3.85	NC
GMW-23	05/03/21	74.85	33.30	38.65	5.35	NC
GMW-23	11/01/21	74.85	34.74	38.57	3.83	NC
GMW-23	05/09/22	74.85	33.58	39.84	6.26	NC
GMW-23	10/31/22	74.85	33.54	40.77	7.23	NC
GMW-24	08/07/01	74.04	27.80	28.68	0.88	NC
GMW-24	05/02/05	74.04	25.49	25.70	0.21	NC
GMW-24	10/31/05	74.04	26.29	26.34	0.05	NC
GMW-24	05/01/06	74.04	26.07	27.29	1.22	NC
GMW-24	12/04/06	74.04	26.73	27.26	0.53	NC
GMW-24	04/30/07	74.04	-----	27.07	-----	46.97
GMW-24	11/12/07	74.04	27.46	27.50	0.04	NC
GMW-24	10/17/08	74.04	29.90	30.88	0.98	NC
GMW-24	10/21/08	74.04	28.30	29.64	1.34	NC
GMW-24	04/21/09	74.04	-----	29.91	-----	44.13
GMW-24	10/04/10	74.04	-----	29.50	-----	44.54
GMW-24	04/11/11	74.04	-----	28.21	-----	45.83
GMW-24	10/10/11	74.04	-----	28.78	-----	45.26
GMW-24	04/16/12	74.04	30.31	30.49	0.18	NC
GMW-24	06/14/13	77.48	32.40	33.35	0.95	NC
GMW-24	10/07/13	77.48	31.61	35.42	3.81	NC
GMW-24	04/14/14	77.48	32.01	37.74	5.73	NC
GMW-24	07/03/14	77.48	33.04	39.60	6.56	NC
GMW-24	10/27/14	77.48	32.91	36.82	3.91	NC
GMW-24	04/20/15	77.48	33.82	36.29	2.47	NC
GMW-24	10/20/15	77.48	-----	35.44	-----	42.04
GMW-24	04/11/16	77.48	-----	37.10	-----	40.38
GMW-24	10/03/16	77.48	-----	39.31	-----	38.17
GMW-24	04/17/17	77.48	35.09	35.64	0.55	NC
GMW-24	10/02/17	77.48	-----	39.33	-----	38.15
GMW-24	04/16/18	77.48	-----	38.98	-----	38.50
GMW-24	11/05/18	77.48	38.19	38.63	0.44	NC
GMW-24	04/16/19	77.48	-----	38.43	-----	39.05
GMW-24	10/28/19	77.48	-----	38.65	-----	38.83
GMW-24	05/04/20	77.48	-----	36.24	-----	41.24

APPENDIX C
HISTORICAL GROUNDWATER ELEVATIONS, NOVEMBER 1996 THROUGH NOVEMBER 2022
Defense Fuel Support Point Norwalk
15306 Norwalk Boulevard, Norwalk, California 90650

Well	Date	Top of Casing Elevation (feet MSL)	Depth to Product (feet btc)	Depth to Groundwater (feet btc)	Measured Product Thickness (feet)	Groundwater Elevation (feet MSL)
GMW-24	11/02/20	77.48	-----	36.58	-----	40.90
GMW-24	05/03/21	77.48	-----	37.18	-----	40.30
GMW-24	11/01/21	77.48	-----	38.48	-----	39.00
GMW-24	05/09/22	77.48	-----	37.50	-----	39.98
GMW-24	10/31/22	77.48	-----	37.52	-----	39.96
GMW-25	05/28/96	74.29	27.88	32.71	4.83	NC
GMW-25	11/20/96	74.29	27.75	31.91	4.16	NC
GMW-25	07/01/97	74.29	28.37	34.58	6.21	NC
GMW-25	12/31/97	74.29	27.86	33.59	5.73	NC
GMW-25	05/01/98	74.29	16.76	24.44	7.68	NC
GMW-25	05/04/99	74.29	26.58	30.40	3.82	NC
GMW-25	08/09/99	74.29	26.73	29.99	3.26	NC
GMW-25	11/15/99	74.29	27.75	28.95	1.20	NC
GMW-25	05/15/00	74.29	27.39	28.17	0.78	NC
GMW-25	11/13/00	74.29	27.97	29.52	1.55	NC
GMW-25	05/07/01	74.29	26.27	28.62	2.35	NC
GMW-25	08/07/01	74.29	25.73	28.14	2.41	NC
GMW-25	11/05/01	74.29	26.07	28.40	2.33	NC
GMW-25	04/08/02	74.29	27.00	27.07	0.07	NC
GMW-25	10/21/02	74.29	29.41	29.45	0.04	NC
GMW-25	05/02/05	74.29	-----	24.78	-----	49.51
GMW-25	10/31/05	74.29	25.41	25.47	0.06	NC
GMW-25	05/01/06	74.29	-----	25.87	-----	48.42
GMW-25	12/04/06	74.29	-----	26.65	-----	47.64
GMW-25	04/30/07	74.29	-----	26.60	-----	47.69
GMW-25	11/12/07	74.29	27.25	27.30	0.05	NC
GMW-25	08/12/08	74.29	-----	27.81	-----	46.48
GMW-25	10/17/08	74.29	-----	28.26	-----	46.03
GMW-25	04/21/09	74.29	-----	28.35	-----	45.94
GMW-25	10/19/09	74.29	-----	30.28	-----	44.01
GMW-25	10/04/10	74.29	-----	29.25	-----	45.04
GMW-25	04/11/11	74.29	-----	26.21	-----	48.08
GMW-25	10/10/11	74.29	-----	30.02	-----	44.27
GMW-25	04/16/12	74.29	-----	31.30	-----	42.99
GMW-25	10/15/12	78.14	-----	31.88	-----	46.26
GMW-25	04/08/13	78.14	-----	32.11	-----	46.03
GMW-25	10/07/13	78.14	33.10	33.23	0.13	NC
GMW-25	04/14/14	78.14	33.00	37.40	4.40	NC
GMW-25	10/27/14	78.14	33.95	34.78	0.83	NC
GMW-25	04/20/15	78.14	34.47	35.19	0.72	NC
GMW-25	10/20/15	78.14	35.38	35.40	0.02	NC
GMW-25	04/12/16	78.14	-----	37.15	-----	40.99
GMW-25	10/03/16	78.14	-----	38.70	-----	39.44

APPENDIX C
HISTORICAL GROUNDWATER ELEVATIONS, NOVEMBER 1996 THROUGH NOVEMBER 2022
Defense Fuel Support Point Norwalk
15306 Norwalk Boulevard, Norwalk, California 90650

Well	Date	Top of Casing Elevation (feet MSL)	Depth to Product (feet btc)	Depth to Groundwater (feet btc)	Measured Product Thickness (feet)	Groundwater Elevation (feet MSL)
GMW-25	04/17/17	78.14	-----	35.23	-----	42.91
GMW-25	10/02/17	78.14	-----	39.22	-----	38.92
GMW-25	04/16/18	78.14	-----	38.85	-----	39.29
GMW-25	11/05/18	78.14	-----	38.70	-----	39.44
GMW-25	04/16/19	78.14	-----	36.89	-----	41.25
GMW-25	10/28/19	78.14	-----	37.10	-----	41.04
GMW-25	05/04/20	78.14	-----	36.49	-----	41.65
GMW-25	11/02/20	78.14	-----	36.98	-----	41.16
GMW-25	05/03/21	78.14	-----	37.42	-----	40.72
GMW-25	11/01/21	78.14	-----	38.38	-----	39.76
GMW-25	05/09/22	78.14	-----	37.92	-----	40.22
GMW-25	10/31/22	78.14	-----	38.10	-----	40.04
GMW-26	05/28/96	74.45	-----	27.20	-----	47.25
GMW-26	11/20/96	74.45	-----	27.82	-----	46.63
GMW-26	07/01/97	74.45	-----	29.03	-----	45.42
GMW-26	12/31/97	74.45	-----	29.14	-----	45.31
GMW-26	05/01/98	74.45	-----	25.45	-----	49.00
GMW-26	05/04/99	74.45	-----	26.52	-----	47.93
GMW-26	08/09/99	74.45	-----	26.55	-----	47.90
GMW-26	11/15/99	74.45	-----	25.46	-----	48.99
GMW-26	05/15/00	74.45	-----	26.54	-----	47.91
GMW-26	11/13/00	74.45	-----	27.67	-----	46.78
GMW-26	05/07/01	74.45	-----	25.84	-----	48.61
GMW-26	11/05/01	74.45	-----	25.73	-----	48.72
GMW-26	04/08/02	74.45	-----	26.40	-----	48.05
GMW-26	10/21/02	74.45	-----	26.82	-----	47.63
GMW-26	04/07/03	74.45	-----	25.28	-----	49.17
GMW-26	07/07/03	74.52	-----	26.53	-----	47.99
GMW-26	10/06/03	74.52	-----	26.30	-----	48.22
GMW-26	01/11/04	74.52	-----	27.87	-----	46.65
GMW-26	01/20/04	74.52	-----	26.83	-----	47.69
GMW-26	04/19/04	74.52	-----	27.91	-----	46.61
GMW-26	04/27/04	74.52	-----	27.32	-----	47.20
GMW-26	06/07/04	74.52	-----	27.95	-----	46.57
GMW-26	07/08/04	74.52	-----	27.72	-----	46.80
GMW-26	05/02/05	74.52	-----	23.05	-----	51.47
GMW-26	10/31/05	74.52	-----	23.62	-----	50.90
GMW-26	05/22/06	74.52	-----	24.14	-----	50.38
GMW-26	12/04/06	74.52	-----	24.69	-----	49.83
GMW-26	04/30/07	74.52	-----	24.68	-----	49.84
GMW-26	11/12/07	74.52	-----	25.06	-----	49.46
GMW-26	04/14/08	74.52	-----	25.39	-----	49.13
GMW-26	10/13/08	74.52	-----	25.92	-----	48.60

APPENDIX C
HISTORICAL GROUNDWATER ELEVATIONS, NOVEMBER 1996 THROUGH NOVEMBER 2022
Defense Fuel Support Point Norwalk
15306 Norwalk Boulevard, Norwalk, California 90650

Well	Date	Top of Casing Elevation (feet MSL)	Depth to Product (feet btc)	Depth to Groundwater (feet btc)	Measured Product Thickness (feet)	Groundwater Elevation (feet MSL)
GMW-26	04/20/09	74.52	-----	26.12	-----	48.40
GMW-26	10/19/09	74.52	-----	26.96	-----	47.56
GMW-26	05/24/10	74.52	-----	27.70	-----	46.82
GMW-26	05/28/10	74.52	-----	27.47	-----	47.05
GMW-26	10/04/10	74.52	-----	36.51	-----	38.01
GMW-26	04/11/11	74.52	-----	27.22	-----	47.30
GMW-26	10/10/11	74.52	-----	26.38	-----	48.14
GMW-26	04/16/12	74.52	-----	27.86	-----	46.66
GMW-26	10/15/12	74.52	-----	28.40	-----	46.12
GMW-26	04/08/13	74.52	-----	28.98	-----	45.54
GMW-26	10/07/13	74.52	-----	29.94	-----	44.58
GMW-26	04/14/14	74.52	-----	30.28	-----	44.24
GMW-26	10/27/14	74.52	-----	30.68	-----	43.84
GMW-26	04/20/15	74.52	-----	31.18	-----	43.34
GMW-26	10/19/15	74.52	-----	31.73	-----	42.79
GMW-26	04/11/16	74.52	-----	35.55	-----	38.97
GMW-26	10/03/16	74.52	-----	35.12	-----	39.40
GMW-26	04/17/17	74.52	-----	31.90	-----	42.62
GMW-26	10/02/17	74.52	-----	35.00	-----	39.52
GMW-26	04/16/18	74.52	-----	35.19	-----	39.33
GMW-26	11/05/18	74.52	-----	37.70	-----	36.82
GMW-26	04/16/19	74.52	-----	33.41	-----	41.11
GMW-26	10/28/19	74.52	-----	35.23	-----	39.29
GMW-26	05/04/20	74.52	-----	35.52	-----	39.00
GMW-26	11/02/20	74.52	-----	33.59	-----	40.93
GMW-26	05/03/21	74.52	-----	34.08	-----	40.44
GMW-26	11/01/21	74.52	-----	34.93	-----	39.59
GMW-26	05/09/22	74.52	-----	34.26	-----	40.26
GMW-26	10/31/22	74.52	-----	34.50	-----	40.02
GMW-27	05/28/96	74.39	-----	27.00	-----	47.39
GMW-27	12/31/97	74.39	27.76	28.43	0.67	NC
GMW-27	05/01/98	74.39	-----	25.07	-----	49.32
GMW-27	05/07/99	74.39	-----	26.44	-----	47.95
GMW-27	08/09/99	74.39	-----	26.46	-----	47.93
GMW-27	11/15/99	74.39	-----	26.71	-----	47.68
GMW-27	05/15/00	74.39	-----	26.44	-----	47.95
GMW-27	11/13/00	74.39	-----	27.52	-----	46.87
GMW-27	05/07/01	74.39	-----	25.67	-----	48.72
GMW-27	08/07/01	74.39	-----	25.25	-----	49.14
GMW-27	11/05/01	74.39	-----	25.65	-----	48.74
GMW-27	04/08/02	74.39	-----	28.79	-----	45.60
GMW-27	10/21/02	74.39	-----	26.72	-----	47.67
GMW-27	04/07/03	74.39	-----	26.13	-----	48.26

APPENDIX C
HISTORICAL GROUNDWATER ELEVATIONS, NOVEMBER 1996 THROUGH NOVEMBER 2022
Defense Fuel Support Point Norwalk
15306 Norwalk Boulevard, Norwalk, California 90650

Well	Date	Top of Casing Elevation (feet MSL)	Depth to Product (feet btc)	Depth to Groundwater (feet btc)	Measured Product Thickness (feet)	Groundwater Elevation (feet MSL)
GMW-27	10/06/03	74.39	-----	26.32	-----	48.07
GMW-27	01/11/04	74.41	-----	27.82	-----	46.59
GMW-27	01/27/04	74.39	-----	26.52	-----	47.87
GMW-27	04/19/04	74.41	-----	27.62	-----	46.79
GMW-27	04/27/04	74.41	-----	27.00	-----	47.41
GMW-27	06/07/04	74.41	-----	27.70	-----	46.71
GMW-27	07/08/04	74.41	-----	27.46	-----	46.95
GMW-27	05/02/05	74.41	-----	24.01	-----	50.40
GMW-27	10/31/05	74.41	-----	23.03	-----	51.38
GMW-27	05/09/06	74.41	-----	23.51	-----	50.90
GMW-27	12/04/06	74.41	-----	24.45	-----	49.96
GMW-27	04/30/07	74.41	-----	24.52	-----	49.89
GMW-27	11/12/07	74.41	-----	24.90	-----	49.51
GMW-27	04/14/08	74.41	-----	25.21	-----	49.20
GMW-27	08/11/08	74.41	-----	29.68	-----	44.73
GMW-27	10/13/08	74.41	-----	25.81	-----	48.60
GMW-27	11/21/08	74.41	-----	26.20	-----	48.21
GMW-27	04/20/09	74.41	-----	26.04	-----	48.37
GMW-27	10/19/09	74.41	-----	27.39	-----	47.02
GMW-27	05/24/10	74.41	-----	26.90	-----	47.51
GMW-27	05/28/10	74.41	-----	26.96	-----	47.45
GMW-27	10/04/10	74.41	-----	26.95	-----	47.46
GMW-27	01/10/11	74.41	-----	27.97	-----	46.44
GMW-27	04/11/11	74.41	-----	26.33	-----	48.08
GMW-27	10/10/11	74.41	-----	26.17	-----	48.24
GMW-27	01/09/12	74.41	-----	26.84	-----	47.57
GMW-27	04/16/12	74.41	-----	27.85	-----	46.56
GMW-27	07/09/12	74.41	-----	27.94	-----	46.47
GMW-27	10/15/12	74.41	-----	29.05	-----	45.36
GMW-27	01/14/13	74.41	-----	29.07	-----	45.34
GMW-27	04/08/13	74.41	-----	28.96	-----	45.45
GMW-27	10/07/13	74.41	-----	29.45	-----	44.96
GMW-27	04/14/14	74.41	-----	30.19	-----	44.22
GMW-27	10/27/14	74.41	-----	30.51	-----	43.90
GMW-27	Well decommissioned in December 2014 prior to remedial excavation					
GMW-27R	10/02/17	77.15	-----	37.68	-----	39.47
GMW-28	05/28/96	74.62	-----	27.22	-----	47.40
GMW-28	11/20/96	74.62	-----	27.86	-----	46.76
GMW-28	07/01/97	74.62	-----	29.03	-----	45.59
GMW-28	12/31/97	74.62	28.00	28.65	0.65	NC
GMW-28	05/01/98	74.62	24.77	25.42	0.65	NC
GMW-28	08/09/99	74.62	-----	26.64	-----	47.98
GMW-28	11/15/99	74.62	-----	26.80	-----	47.82

APPENDIX C
HISTORICAL GROUNDWATER ELEVATIONS, NOVEMBER 1996 THROUGH NOVEMBER 2022
Defense Fuel Support Point Norwalk
15306 Norwalk Boulevard, Norwalk, California 90650

Well	Date	Top of Casing Elevation (feet MSL)	Depth to Product (feet btc)	Depth to Groundwater (feet btc)	Measured Product Thickness (feet)	Groundwater Elevation (feet MSL)
GMW-28	11/13/00	74.62	-----	27.50	-----	47.12
GMW-28	08/07/01	74.62	-----	25.47	-----	49.15
GMW-28	11/05/01	74.62	-----	25.85	-----	48.77
GMW-28	04/08/02	74.62	-----	26.21	-----	48.41
GMW-28	10/21/02	74.62	-----	26.96	-----	47.66
GMW-28	04/07/03	74.62	-----	26.35	-----	48.27
GMW-28	07/07/03	74.68	-----	26.43	-----	48.25
GMW-28	10/06/03	74.62	-----	26.31	-----	48.31
GMW-28	01/11/04	74.68	-----	27.68	-----	47.00
GMW-28	01/20/04	74.68	-----	26.85	-----	47.83
GMW-28	04/19/04	74.68	-----	27.58	-----	47.10
GMW-28	04/27/04	74.68	-----	27.13	-----	47.55
GMW-28	06/07/04	74.68	-----	27.70	-----	46.98
GMW-28	07/08/04	74.68	-----	27.59	-----	47.09
GMW-28	05/02/05	74.68	-----	23.71	-----	50.97
GMW-28	10/31/05	74.68	-----	25.16	-----	49.52
GMW-28	11/12/07	74.62	-----	25.16	-----	49.46
GMW-28	04/14/08	74.62	-----	25.50	-----	49.12
GMW-28	11/04/08	74.62	-----	26.61	-----	48.01
GMW-28	04/20/09	74.68	-----	26.18	-----	48.50
GMW-28	10/19/09	74.68	-----	27.21	-----	47.47
GMW-28	05/24/10	74.68	-----	27.11	-----	47.57
GMW-28	05/28/10	74.68	-----	27.12	-----	47.56
GMW-28	10/04/10	74.68	-----	27.11	-----	47.57
GMW-28	04/11/11	74.68	-----	29.32	-----	45.36
GMW-28	10/10/11	74.68	-----	26.41	-----	48.27
GMW-28	04/16/12	74.68	-----	28.32	-----	46.36
GMW-28	10/15/12	74.68	-----	28.50	-----	46.18
GMW-28	04/08/13	74.68	-----	28.99	-----	45.69
GMW-28	10/07/13	74.68	-----	29.46	-----	45.22
GMW-28	04/14/14	74.68	-----	30.23	-----	44.45
GMW-28	10/27/14	74.68	-----	31.16	-----	43.52
GMW-28	10/27/14	74.68	-----	30.60	-----	44.08
GMW-28	04/20/15	74.68	-----	31.23	-----	43.45
GMW-28	10/19/15	74.68	-----	32.00	-----	42.68
GMW-28	04/11/16	74.68	-----	34.10	-----	40.58
GMW-28	10/03/16	74.68	-----	35.81	-----	38.87
GMW-28	04/17/17	74.68	-----	32.10	-----	42.58
GMW-28	10/02/17	74.68	-----	35.78	-----	38.90
GMW-28	04/16/18	74.68	-----	35.77	-----	38.91
GMW-28	11/05/18	74.68	-----	35.54	-----	39.14
GMW-28	04/16/19	74.68	-----	34.30	-----	40.38
GMW-28	10/28/19	74.68	-----	35.73	-----	38.95
GMW-28	05/04/20	74.68	-----	33.35	-----	41.33

APPENDIX C
HISTORICAL GROUNDWATER ELEVATIONS, NOVEMBER 1996 THROUGH NOVEMBER 2022
Defense Fuel Support Point Norwalk
15306 Norwalk Boulevard, Norwalk, California 90650

Well	Date	Top of Casing Elevation (feet MSL)	Depth to Product (feet btc)	Depth to Groundwater (feet btc)	Measured Product Thickness (feet)	Groundwater Elevation (feet MSL)
GMW-28	11/02/20	74.68	-----	33.47	-----	41.21
GMW-28	05/03/21	74.68	-----	34.14	-----	40.54
GMW-28	11/01/21	74.68	-----	35.09	-----	39.59
GMW-28	05/09/22	74.68	-----	34.48	-----	40.20
GMW-28	10/31/22	74.68	-----	34.46	-----	40.22
GMW-29	11/20/96	74.86	-----	30.60	-----	44.26
GMW-29	07/01/97	74.86	-----	29.58	-----	45.28
GMW-29	12/31/97	74.86	30.91	31.70	0.79	NC
GMW-29	05/01/98	74.86	27.81	28.43	0.62	NC
GMW-29	05/04/99	74.86	-----	31.35	-----	43.51
GMW-29	08/09/99	74.86	-----	28.90	-----	45.96
GMW-29	11/13/00	74.86	-----	31.30	-----	43.56
GMW-29	11/13/00	74.86	-----	28.51	-----	46.35
GMW-29	05/07/01	74.86	-----	28.64	-----	46.22
GMW-29	05/10/01	74.86	-----	28.43	-----	46.43
GMW-29	08/07/01	74.86	-----	28.25	-----	46.61
GMW-29	11/05/01	74.86	-----	28.46	-----	46.40
GMW-29	04/08/02	74.86	-----	26.54	-----	48.32
GMW-29	10/21/02	74.86	-----	26.98	-----	47.88
GMW-29	04/07/03	74.86	-----	29.20	-----	45.66
GMW-29	07/07/03	77.57	-----	29.09	-----	48.48
GMW-29	10/06/03	74.86	-----	29.00	-----	45.86
GMW-29	01/11/04	77.57	-----	27.47	-----	50.10
GMW-29	01/20/04	77.57	-----	29.46	-----	48.11
GMW-29	04/19/04	77.57	-----	29.94	-----	47.63
GMW-29	04/27/04	77.57	-----	29.80	-----	47.77
GMW-29	06/07/04	77.57	-----	29.93	-----	47.64
GMW-29	07/08/04	77.57	-----	30.06	-----	47.51
GMW-29	05/02/05	77.57	-----	26.63	-----	50.94
GMW-29	10/31/05	77.57	-----	25.42	-----	52.15
GMW-29	05/01/06	77.57	-----	26.64	-----	50.93
GMW-29	12/04/06	77.57	-----	27.34	-----	50.23
GMW-29	04/30/07	77.57	-----	27.48	-----	50.09
GMW-29	11/12/07	77.57	-----	27.95	-----	49.62
GMW-29	04/14/08	77.57	-----	28.31	-----	49.26
GMW-29	04/14/08	77.57	-----	29.46	-----	48.11
GMW-29	10/13/08	77.57	-----	28.72	-----	48.85
GMW-29	04/20/09	77.57	-----	28.86	-----	48.71
GMW-29	10/19/09	77.57	-----	29.70	-----	47.87
GMW-29	05/24/10	77.57	-----	29.92	-----	47.65
GMW-29	05/28/10	77.57	-----	29.88	-----	47.69
GMW-29	10/04/10	77.57	-----	27.30	-----	50.27
GMW-29	04/11/11	77.57	-----	29.52	-----	48.05

APPENDIX C
HISTORICAL GROUNDWATER ELEVATIONS, NOVEMBER 1996 THROUGH NOVEMBER 2022
Defense Fuel Support Point Norwalk
15306 Norwalk Boulevard, Norwalk, California 90650

Well	Date	Top of Casing Elevation (feet MSL)	Depth to Product (feet btc)	Depth to Groundwater (feet btc)	Measured Product Thickness (feet)	Groundwater Elevation (feet MSL)
GMW-29	10/10/11	77.57	-----	26.50	-----	51.07
GMW-29	04/16/12	77.57	-----	28.14	-----	49.43
GMW-29	10/15/12	77.57	-----	28.41	-----	49.16
GMW-29	04/08/13	77.57	-----	28.95	-----	48.62
GMW-29	10/07/13	77.57	-----	30.30	-----	47.27
GMW-29	04/14/14	77.57	-----	31.62	-----	45.95
GMW-29	10/27/14	77.57	-----	32.42	-----	45.15
GMW-29	04/20/15	77.57	-----	32.62	-----	44.95
GMW-29	10/27/15	77.57	31.86	35.37	3.51	NC
GMW-29	04/11/16	77.57	33.55	34.95	1.40	NC
GMW-29	10/03/16	77.57	35.75	36.00	0.25	NC
GMW-29	04/17/17	77.57	31.74	33.80	2.06	NC
GMW-29	10/02/17	77.57	35.87	36.05	0.18	NC
GMW-29	04/16/18	77.57	-----	36.14	-----	41.43
GMW-29	11/05/18	77.57	35.62	35.68	0.06	NC
GMW-29	04/16/19	77.57	-----	34.92	-----	42.65
GMW-29	10/28/19	77.57	-----	36.10	-----	41.47
GMW-29	05/04/20	77.57	-----	33.38	-----	44.19
GMW-29	11/02/20	77.57	-----	34.18	-----	43.39
GMW-29	05/03/21	77.57	34.15	34.53	0.38	NC
GMW-29	11/01/21	77.57	35.21	35.66	0.45	NC
GMW-29	05/09/22	77.57	34.48	35.25	0.77	NC
GMW-29	10/31/22	77.57	34.24	35.04	0.80	NC
GMW-30	05/28/96	74.91	26.69	29.41	2.72	NC
GMW-30	11/20/96	74.91	27.51	29.60	2.09	NC
GMW-30	07/01/97	74.91	28.96	30.32	1.36	NC
GMW-30	12/31/97	74.91	27.80	29.74	1.94	NC
GMW-30	05/01/98	74.91	19.11	24.27	5.16	NC
GMW-30	05/04/99	74.91	25.45	31.56	6.11	NC
GMW-30	08/09/99	74.91	25.76	30.10	4.34	NC
GMW-30	11/15/99	74.91	27.20	27.57	0.37	NC
GMW-30	05/15/00	74.91	27.27	27.60	0.33	NC
GMW-30	11/13/00	74.91	26.55	26.59	0.04	NC
GMW-30	05/07/01	74.91	-----	28.47	-----	46.44
GMW-30	08/07/01	74.91	-----	25.60	-----	49.31
GMW-30	11/05/01	74.91	25.96	26.00	0.04	NC
GMW-30	04/08/02	74.91	26.35	26.53	0.18	NC
GMW-30	10/21/02	74.91	27.32	27.51	0.19	NC
GMW-30	04/07/03	74.91	26.75	26.77	0.02	NC
GMW-30	10/06/03	74.91	26.45	26.51	0.06	NC
GMW-30	01/11/04	74.91	27.91	27.97	0.06	NC
GMW-30	04/19/04	74.91	27.49	27.60	0.11	NC
GMW-30	05/10/05	74.91	-----	23.63	-----	51.28

APPENDIX C
HISTORICAL GROUNDWATER ELEVATIONS, NOVEMBER 1996 THROUGH NOVEMBER 2022
Defense Fuel Support Point Norwalk
15306 Norwalk Boulevard, Norwalk, California 90650

Well	Date	Top of Casing Elevation (feet MSL)	Depth to Product (feet btc)	Depth to Groundwater (feet btc)	Measured Product Thickness (feet)	Groundwater Elevation (feet MSL)
GMW-30	10/31/05	74.91	-----	26.71	-----	48.20
GMW-30	05/01/06	74.91	-----	23.91	-----	51.00
GMW-30	12/04/06	74.91	-----	24.73	-----	50.18
GMW-30	04/30/07	74.91	-----	24.99	-----	49.92
GMW-30	08/28/07	74.91	-----	24.65	-----	50.26
GMW-30	11/12/07	74.91	-----	25.38	-----	49.53
GMW-30	04/14/08	74.91	-----	25.65	-----	49.26
GMW-30	11/04/08	74.91	-----	26.52	-----	48.39
GMW-30	04/20/09	74.91	-----	26.30	-----	48.61
GMW-30	10/19/09	74.91	-----	27.40	-----	47.51
GMW-30	05/24/10	74.91	-----	27.32	-----	47.59
GMW-30	05/28/10	74.91	-----	27.18	-----	47.73
GMW-30	10/04/10	74.91	-----	27.30	-----	47.61
GMW-30	01/10/11	74.91	-----	28.61	-----	46.30
GMW-30	04/11/11	74.91	-----	26.43	-----	48.48
GMW-30	10/10/11	74.91	-----	26.55	-----	48.36
GMW-30	01/09/12	74.91	-----	27.12	-----	47.79
GMW-30	04/16/12	74.91	-----	29.09	-----	45.82
GMW-30	07/09/12	74.91	-----	28.43	-----	46.48
GMW-30	10/15/12	74.91	-----	28.40	-----	46.51
GMW-30	01/14/13	74.91	-----	29.59	-----	45.32
GMW-30	04/08/13	74.91	-----	29.31	-----	45.60
GMW-30	10/07/13	74.91	-----	30.32	-----	44.59
GMW-30	04/14/14	74.91	-----	30.60	-----	44.31
GMW-30	10/27/14	74.91	30.12	33.74	3.62	NC
GMW-30	04/20/15	74.91	31.01	32.77	1.76	NC
GMW-30	10/19/15	74.91	31.80	32.92	1.12	NC
GMW-30	04/11/16	74.91	-----	34.01	-----	40.90
GMW-30	10/03/16	74.91	-----	36.30	-----	38.61
GMW-30	04/17/17	74.91	32.16	32.53	0.37	NC
GMW-30	10/02/17	74.91	-----	36.21	-----	38.70
GMW-30	04/16/18	74.91	-----	36.05	-----	38.86
GMW-30	11/05/18	74.91	35.73	35.75	0.02	NC
GMW-30	04/16/19	74.91	-----	34.73	-----	40.18
GMW-30	10/28/19	74.91	-----	35.98	-----	38.93
GMW-30	05/04/20	74.91	-----	33.36	-----	41.55
GMW-30	11/02/20	74.91	-----	33.76	-----	41.15
GMW-30	05/03/21	74.91	34.25	34.29	0.04	NC
GMW-30	11/01/21	74.91	35.53	35.73	0.20	NC
GMW-30	05/09/22	74.91	34.64	34.90	0.26	NC
GMW-30	10/31/22	74.91	34.49	34.72	0.23	NC
GMW-31	05/28/96	76.50	-----	29.31	-----	47.19
GMW-31	11/20/96	76.50	-----	30.18	-----	46.32

APPENDIX C
HISTORICAL GROUNDWATER ELEVATIONS, NOVEMBER 1996 THROUGH NOVEMBER 2022
Defense Fuel Support Point Norwalk
15306 Norwalk Boulevard, Norwalk, California 90650

Well	Date	Top of Casing Elevation (feet MSL)	Depth to Product (feet btc)	Depth to Groundwater (feet btc)	Measured Product Thickness (feet)	Groundwater Elevation (feet MSL)
GMW-31	07/01/97	76.50	-----	30.11	-----	46.39
GMW-31	12/31/97	76.50	-----	30.03	-----	46.47
GMW-31	05/01/98	76.50	-----	27.26	-----	49.24
GMW-31	05/25/99	76.50	-----	28.07	-----	48.43
GMW-31	05/15/00	76.50	-----	28.70	-----	47.80
GMW-31	11/13/00	76.50	-----	28.33	-----	48.17
GMW-31	05/07/01	76.50	-----	27.48	-----	49.02
GMW-31	04/08/02	76.50	-----	28.94	-----	47.56
GMW-31	10/21/02	76.50	-----	28.72	-----	47.78
GMW-31	04/07/03	76.50	-----	28.44	-----	48.06
GMW-31	10/06/03	76.50	-----	28.48	-----	48.02
GMW-31	04/19/04	76.50	-----	29.99	-----	46.51
GMW-31	11/01/04	76.50	-----	29.16	-----	47.34
GMW-31	05/02/05	76.50	-----	24.57	-----	51.93
GMW-31	05/01/06	76.50	-----	26.10	-----	50.40
GMW-31	08/26/06	76.50	-----	26.49	-----	50.01
GMW-31	12/01/06	76.50	-----	26.84	-----	49.66
GMW-31	04/30/07	76.50	-----	27.34	-----	49.16
GMW-31	11/12/07	76.50	-----	27.91	-----	48.59
GMW-31	04/11/08	76.50	-----	27.57	-----	48.93
GMW-31	07/24/08	76.50	-----	27.91	-----	48.59
GMW-31	10/14/08	76.50	-----	28.57	-----	47.93
GMW-31	02/10/09	76.50	-----	28.87	-----	47.63
GMW-31	04/20/09	76.50	-----	28.41	-----	48.09
GMW-31	10/19/09	76.50	-----	29.28	-----	47.22
GMW-31	04/08/10	76.50	-----	28.91	-----	47.59
GMW-31	04/12/10	76.50	-----	28.71	-----	47.79
GMW-31	01/07/11	76.50	-----	29.40	-----	47.10
GMW-31	04/08/11	76.50	-----	28.13	-----	48.37
GMW-31	07/08/11	76.50	-----	28.34	-----	48.16
GMW-31	10/06/11	76.50	-----	28.87	-----	47.63
GMW-31	04/12/12	76.50	-----	30.04	-----	46.46
GMW-31	04/16/12	76.50	-----	29.81	-----	46.69
GMW-31	01/11/13	76.50	-----	31.35	-----	45.15
GMW-31	04/03/13	76.50	-----	31.26	-----	45.24
GMW-31	04/08/13	76.50	-----	31.08	-----	45.42
GMW-31	10/02/13	76.50	-----	31.98	-----	44.52
GMW-31	04/07/14	76.50	-----	32.76	-----	43.74
GMW-31	04/14/14	76.50	-----	32.36	-----	44.14
GMW-31	10/27/14	76.50	-----	32.88	-----	43.62
GMW-31	04/20/15	76.50	-----	33.21	-----	43.29
GMW-31	04/17/17	76.50	-----	32.03	-----	44.47
GMW-31	10/03/17	76.50	-----	33.18	-----	43.32
GMW-31	04/16/18	76.50	-----	33.77	-----	42.73

APPENDIX C
HISTORICAL GROUNDWATER ELEVATIONS, NOVEMBER 1996 THROUGH NOVEMBER 2022
Defense Fuel Support Point Norwalk
15306 Norwalk Boulevard, Norwalk, California 90650

Well	Date	Top of Casing Elevation (feet MSL)	Depth to Product (feet btc)	Depth to Groundwater (feet btc)	Measured Product Thickness (feet)	Groundwater Elevation (feet MSL)
GMW-31	11/05/18	76.50	-----	34.32	-----	42.18
GMW-31	10/28/19	76.50	-----	34.35	-----	42.15
GMW-31	05/04/20	76.50	-----	33.31	-----	43.19
GMW-31	10/19/20	76.50	-----	33.75	-----	42.75
GMW-31	11/02/20	76.50	-----	33.90	-----	42.60
GMW-31	05/04/21	76.50	-----	34.97	-----	41.53
GMW-31	11/02/21	76.50	-----	34.85	-----	41.65
GMW-31	05/09/22	76.50	-----	41.21	-----	35.29
GMW-31	11/02/22	76.50	-----	36.18	-----	40.32
GMW-32	05/28/96	74.62	-----	26.78	-----	47.84
GMW-32	11/20/96	74.62	-----	27.79	-----	46.83
GMW-32	07/01/97	74.62	-----	26.99	-----	47.63
GMW-32	12/31/97	74.62	-----	27.38	-----	47.24
GMW-32	05/01/98	74.62	-----	24.23	-----	50.39
GMW-32	05/25/99	74.62	-----	25.52	-----	49.10
GMW-32	05/15/00	74.62	-----	26.16	-----	48.46
GMW-32	11/13/00	74.62	-----	26.73	-----	47.89
GMW-32	05/07/01	74.62	-----	24.93	-----	49.69
GMW-32	02/01/02	74.62	-----	25.35	-----	49.27
GMW-32	04/08/02	74.62	-----	26.52	-----	48.10
GMW-32	10/21/02	74.62	-----	27.09	-----	47.53
GMW-32	04/07/03	74.62	-----	25.15	-----	49.47
GMW-32	10/06/03	74.62	-----	25.89	-----	48.73
GMW-32	04/19/04	74.62	-----	26.78	-----	47.84
GMW-32	11/01/04	74.62	-----	27.30	-----	47.32
GMW-32	05/02/05	74.62	-----	20.42	-----	54.20
GMW-32	03/06/06	74.62	-----	23.10	-----	51.52
GMW-32	05/01/06	74.62	-----	22.98	-----	51.64
GMW-32	08/26/06	74.62	-----	23.64	-----	50.98
GMW-32	12/01/06	74.62	-----	24.50	-----	50.12
GMW-32	03/21/07	74.62	-----	24.51	-----	50.11
GMW-32	04/30/07	74.62	-----	25.03	-----	49.59
GMW-32	08/28/07	74.62	-----	24.78	-----	49.84
GMW-32	11/12/07	74.62	-----	25.62	-----	49.00
GMW-32	02/05/08	74.62	-----	25.93	-----	48.69
GMW-32	04/14/08	74.62	-----	25.11	-----	49.51
GMW-32	07/24/08	74.62	-----	25.52	-----	49.10
GMW-32	10/14/08	74.62	-----	26.35	-----	48.27
GMW-32	02/10/09	74.62	-----	26.15	-----	48.47
GMW-32	04/20/09	74.62	-----	27.28	-----	47.34
GMW-32	07/16/09	74.62	-----	26.71	-----	47.91
GMW-32	10/19/09	74.62	-----	27.24	-----	47.38
GMW-32	04/08/10	74.62	-----	26.61	-----	48.01

APPENDIX C
HISTORICAL GROUNDWATER ELEVATIONS, NOVEMBER 1996 THROUGH NOVEMBER 2022
Defense Fuel Support Point Norwalk
15306 Norwalk Boulevard, Norwalk, California 90650

Well	Date	Top of Casing Elevation (feet MSL)	Depth to Product (feet btc)	Depth to Groundwater (feet btc)	Measured Product Thickness (feet)	Groundwater Elevation (feet MSL)
GMW-32	04/12/10	74.62	-----	26.82	-----	47.80
GMW-32	04/07/11	74.62	-----	25.72	-----	48.90
GMW-32	10/06/11	74.62	-----	26.71	-----	47.91
GMW-32	04/12/12	74.62	-----	27.94	-----	46.68
GMW-32	04/19/12	74.62	-----	27.83	-----	46.79
GMW-32	01/10/13	74.62	-----	29.31	-----	45.31
GMW-32	04/03/13	74.62	-----	29.34	-----	45.28
GMW-32	04/08/13	74.62	-----	29.32	-----	45.30
GMW-32	10/02/13	74.62	-----	29.98	-----	44.64
GMW-32	04/09/14	74.62	-----	30.60	-----	44.02
GMW-32	04/16/14	74.62	-----	30.30	-----	44.32
GMW-32	10/27/14	74.62	-----	30.72	-----	43.90
GMW-32	Well decommissioned in December 2014 prior to remedial excavation					
GMW-32R	10/03/17	76.93	dirt in well to 28.20 feet bgs			
GMW-32R	11/05/18	76.93	obstruction at 28.18 feet			
GMW-32R	10/29/19	76.93	obstruction at 28.16 feet			
GMW-32R	05/05/20	76.93	-----	DRY	-----	-----
GMW-32R	10/19/20	76.93	obstruction at 28.18 feet			
GMW-32R	05/04/21	76.93	-----	DRY	-----	-----
GMW-32R	11/03/21	76.93	obstruction at 28.19 feet			
GMW-32R	05/10/22	76.93	obstruction at 28.18 feet			
GMW-32R	11/01/22	76.93	obstruction at 28.15 feet			
GMW-33	05/28/96	74.88	-----	27.02	-----	47.86
GMW-33	11/20/96	74.88	-----	27.97	-----	46.91
GMW-33	07/01/97	74.88	-----	26.84	-----	48.04
GMW-33	12/31/97	74.88	-----	27.52	-----	47.36
GMW-33	05/01/98	74.88	-----	24.08	-----	50.80
GMW-33	05/25/99	74.88	-----	25.62	-----	49.26
GMW-33	05/15/00	74.88	-----	26.50	-----	48.38
GMW-33	11/13/00	74.88	-----	26.90	-----	47.98
GMW-33	05/07/01	74.88	-----	25.18	-----	49.70
GMW-33	02/01/02	74.88	-----	25.32	-----	49.56
GMW-33	04/08/02	74.88	-----	26.55	-----	48.33
GMW-33	10/21/02	74.88	-----	27.15	-----	47.73
GMW-33	04/07/03	74.88	-----	26.22	-----	48.66
GMW-33	10/06/03	74.88	-----	26.06	-----	48.82
GMW-33	04/19/04	74.88	-----	28.89	-----	45.99
GMW-33	11/01/04	74.88	-----	27.47	-----	47.41
GMW-33	05/02/05	74.88	-----	21.50	-----	53.38
GMW-33	03/06/06	74.88	-----	23.94	-----	50.94
GMW-33	05/01/06	74.88	-----	23.90	-----	50.98
GMW-33	08/26/06	74.88	-----	24.38	-----	50.50
GMW-33	12/01/06	74.88	-----	24.90	-----	49.98

APPENDIX C
HISTORICAL GROUNDWATER ELEVATIONS, NOVEMBER 1996 THROUGH NOVEMBER 2022
Defense Fuel Support Point Norwalk
15306 Norwalk Boulevard, Norwalk, California 90650

Well	Date	Top of Casing Elevation (feet MSL)	Depth to Product (feet btc)	Depth to Groundwater (feet btc)	Measured Product Thickness (feet)	Groundwater Elevation (feet MSL)
GMW-33	03/21/07	74.88	-----	25.61	-----	49.27
GMW-33	04/30/07	74.88	-----	25.44	-----	49.44
GMW-33	08/28/07	74.88	-----	25.94	-----	48.94
GMW-33	11/12/07	74.88	-----	25.97	-----	48.91
GMW-33	02/05/08	74.88	-----	26.87	-----	48.01
GMW-33	04/11/08	74.88	-----	25.58	-----	49.30
GMW-33	07/24/08	74.88	-----	26.11	-----	48.77
GMW-33	10/13/08	74.88	-----	26.93	-----	47.95
GMW-33	02/10/09	74.88	-----	27.05	-----	47.83
GMW-33	07/16/09	74.88	-----	27.41	-----	47.47
GMW-33	04/07/10	74.88	-----	26.82	-----	48.06
GMW-33	10/01/10	74.88	-----	27.43	-----	47.45
GMW-33	04/18/17	74.88	-----	DRY	-----	NC
GMW-33	10/03/17	74.88	dirt in well to 16.44 feet bgs			
GMW-33	11/05/18	74.88	obstruction at 17.00 feet			
GMW-33	10/28/19	74.88	obstruction at 16.26 feet			
GMW-33	05/04/20	74.88	-----	DRY	-----	-----
GMW-33	10/19/20	74.88	obstruction at 16.23 feet			
GMW-33	05/03/21	74.88	-----	DRY	-----	-----
GMW-33	11/02/21	74.88	obstruction at 16.25 feet			
GMW-33	05/10/22	74.88	obstruction at 16.19 feet			
GMW-33	10/31/22	74.88	obstruction at 16.15 feet			
GMW-34	05/28/96	75.25	26.83	30.96	4.13	NC
GMW-34	11/20/96	75.25	27.69	31.87	4.18	NC
GMW-34	07/01/97	75.25	28.10	32.06	3.96	NC
GMW-34	12/31/97	75.25	27.88	31.81	3.93	NC
GMW-34	05/01/98	75.25	25.66	25.92	0.26	NC
GMW-34	05/25/99	75.25	-----	26.80	-----	48.45
GMW-34	05/15/00	75.25	-----	27.46	-----	47.79
GMW-34	11/13/00	75.25	-----	27.05	-----	48.20
GMW-34	05/07/01	75.25	-----	26.12	-----	49.13
GMW-34	04/08/02	75.25	-----	27.26	-----	47.99
GMW-34	10/21/02	75.25	-----	27.64	-----	47.61
GMW-34	04/07/03	75.25	-----	26.98	-----	48.27
GMW-34	10/06/03	75.25	-----	27.03	-----	48.22
GMW-34	04/19/04	75.25	-----	28.53	-----	46.72
GMW-34	11/01/04	75.25	-----	28.26	-----	46.99
GMW-34	05/02/05	75.25	-----	22.79	-----	52.46
GMW-34	05/01/06	75.25	-----	24.50	-----	50.75
GMW-34	12/01/06	75.25	-----	25.56	-----	49.69
GMW-34	04/30/07	75.25	-----	25.88	-----	49.37
GMW-34	10/01/10	75.25	-----	27.85	-----	47.40

APPENDIX C
HISTORICAL GROUNDWATER ELEVATIONS, NOVEMBER 1996 THROUGH NOVEMBER 2022
Defense Fuel Support Point Norwalk
15306 Norwalk Boulevard, Norwalk, California 90650

Well	Date	Top of Casing Elevation (feet MSL)	Depth to Product (feet btc)	Depth to Groundwater (feet btc)	Measured Product Thickness (feet)	Groundwater Elevation (feet MSL)
GMW-35	05/28/96	76.12	27.54	32.06	4.52	NC
GMW-35	11/20/96	76.12	28.69	33.01	4.32	NC
GMW-35	07/01/97	76.12	27.75	31.38	3.63	NC
GMW-35	12/31/97	76.12	28.10	32.18	4.08	NC
GMW-35	05/01/98	76.12	24.97	25.28	0.31	NC
GMW-35	05/25/99	76.12	26.93	27.65	0.72	NC
GMW-35	05/15/00	76.12	27.67	28.26	0.59	NC
GMW-35	11/13/00	76.12	-----	29.38	-----	46.74
GMW-35	05/07/01	76.12	-----	26.80	-----	49.32
GMW-35	04/08/02	76.12	-----	28.39	-----	47.73
GMW-35	09/19/02	76.12	28.56	28.95	0.39	NC
GMW-35	10/21/02	76.12	-----	29.03	-----	47.09
GMW-35	04/07/03	76.12	28.10	28.15	0.05	NC
GMW-35	10/06/03	76.12	-----	27.58	-----	48.54
GMW-35	04/19/04	76.12	28.46	28.49	0.03	NC
GMW-35	11/01/04	76.12	28.71	28.78	0.07	NC
GMW-35	02/28/05	76.12	-----	24.73	-----	51.39
GMW-35	05/02/05	76.12	-----	23.26	-----	52.86
GMW-35	03/06/06	76.12	-----	25.14	-----	50.98
GMW-35	05/01/06	76.12	-----	25.37	-----	50.75
GMW-35	08/26/06	76.12	-----	25.83	-----	50.29
GMW-35	12/01/06	76.12	-----	26.27	-----	49.85
GMW-35	03/21/07	76.12	-----	26.72	-----	49.40
GMW-35	04/30/07	76.12	-----	26.74	-----	49.38
GMW-35	08/28/07	76.12	-----	27.02	-----	49.10
GMW-35	11/12/07	76.12	-----	27.32	-----	48.80
GMW-35	02/05/08	76.12	-----	27.98	-----	48.14
GMW-35	04/14/08	76.12	-----	26.85	-----	49.27
GMW-35	10/13/08	76.12	28.28	28.31	0.03	NC
GMW-35	02/10/09	76.12	-----	27.70	-----	48.42
GMW-35	04/20/09	76.12	-----	28.94	-----	47.18
GMW-35	07/17/09	76.12	-----	28.12	-----	48.00
GMW-35	04/08/10	76.12	-----	27.07	-----	49.05
GMW-35	04/12/10	76.12	-----	28.41	-----	47.71
GMW-35	10/01/10	76.12	-----	28.73	-----	47.39
GMW-35	01/08/11	76.12	29.03	29.04	0.01	NC
GMW-35	04/12/12	76.12	29.44	29.51	0.07	NC
GMW-35	04/20/12	76.12	-----	29.38	-----	46.74
GMW-35	04/05/13	76.12	30.61	30.83	0.22	NC
GMW-35	04/08/13	76.12	30.58	30.80	0.22	NC
GMW-35	10/02/13	76.12	31.38	31.71	0.33	NC
GMW-35	04/09/14	76.12	31.95	31.97	0.02	NC
GMW-35	04/16/14	76.12	31.95	32.15	0.20	NC
GMW-35	10/27/14	76.12	32.16	32.18	0.02	NC

APPENDIX C
HISTORICAL GROUNDWATER ELEVATIONS, NOVEMBER 1996 THROUGH NOVEMBER 2022
Defense Fuel Support Point Norwalk
15306 Norwalk Boulevard, Norwalk, California 90650

Well	Date	Top of Casing Elevation (feet MSL)	Depth to Product (feet btc)	Depth to Groundwater (feet btc)	Measured Product Thickness (feet)	Groundwater Elevation (feet MSL)
GMW-35	Well decommissioned in December 2014 prior to remedial excavation					
GMW-35R	10/03/17	75.90	-----	38.07	-----	37.83
GMW-35R	04/16/18	75.90	-----	38.75	-----	37.15
GMW-35R	11/05/18	75.90	-----	39.51	-----	36.39
GMW-35R	04/22/19	75.90	-----	37.85	-----	38.05
GMW-35R	10/29/19	75.90	-----	38.75	-----	37.15
GMW-35R	05/05/20	75.90	-----	34.12	-----	41.78
GMW-35R	10/19/20	75.90	-----	34.69	-----	41.21
GMW-35R	11/02/20	75.90	-----	34.86	-----	41.04
GMW-35R	05/04/21	75.90	-----	39.12	-----	36.78
GMW-35R	11/02/21	75.90	-----	36.11	-----	39.79
GMW-35R	05/10/22	75.90	-----	35.51	-----	40.39
GMW-35R	10/31/22	75.90	-----	37.04	-----	38.86
GMW-36	05/28/96	74.53	25.71	26.88	1.17	NC
GMW-36	11/20/96	74.53	26.56	26.82	0.26	NC
GMW-36	07/01/97	74.53	25.09	25.71	0.62	NC
GMW-36	12/31/97	74.53	-----	26.74	-----	47.79
GMW-36	05/04/99	74.53	-----	23.68	-----	50.85
GMW-36	08/09/99	74.53	-----	24.80	-----	49.73
GMW-36	11/15/99	74.53	-----	25.48	-----	49.05
GMW-36	05/15/00	74.53	-----	25.01	-----	49.52
GMW-36	11/13/00	74.53	-----	25.96	-----	48.57
GMW-36	02/05/01	74.53	-----	25.41	-----	49.12
GMW-36	05/07/01	74.53	-----	23.37	-----	51.16
GMW-36	05/10/01	74.53	-----	23.43	-----	51.10
GMW-36	09/18/01	74.53	-----	23.95	-----	50.58
GMW-36	11/05/01	74.53	-----	24.24	-----	50.29
GMW-36	01/29/02	74.53	-----	24.60	-----	49.93
GMW-36	04/08/02	74.53	-----	24.92	-----	49.61
GMW-36	07/29/02	74.53	-----	25.92	-----	48.61
GMW-36	10/21/02	74.53	25.54	29.46	3.92	NC
GMW-36	11/04/02	74.53	25.55	29.05	3.50	NC
GMW-36	01/27/03	74.53	26.75	28.02	1.27	NC
GMW-36	04/07/03	74.53	26.63	27.47	0.84	NC
GMW-36	05/02/05	74.53	20.03	21.23	1.20	NC
GMW-36	10/31/05	74.53	22.69	22.73	0.04	NC
GMW-36	05/01/06	74.53	22.80	22.91	0.11	NC
GMW-36	12/04/06	74.53	-----	23.86	-----	50.67
GMW-36	03/12/07	74.53	-----	24.29	-----	50.24
GMW-36	04/30/07	74.53	-----	24.40	-----	50.13
GMW-36	08/28/07	74.53	-----	24.31	-----	50.22
GMW-36	11/12/07	74.53	24.85	24.86	0.01	NC
GMW-36	02/19/08	74.53	-----	25.50	-----	49.03

APPENDIX C
HISTORICAL GROUNDWATER ELEVATIONS, NOVEMBER 1996 THROUGH NOVEMBER 2022
Defense Fuel Support Point Norwalk
15306 Norwalk Boulevard, Norwalk, California 90650

Well	Date	Top of Casing Elevation (feet MSL)	Depth to Product (feet btc)	Depth to Groundwater (feet btc)	Measured Product Thickness (feet)	Groundwater Elevation (feet MSL)
GMW-36	04/14/08	74.53	-----	24.61	-----	49.92
GMW-36	08/08/08	74.53	26.14	26.20	0.06	NC
GMW-36	10/16/08	74.77	26.09	26.11	0.02	NC
GMW-36	04/20/09	74.53	25.59	25.63	0.04	NC
GMW-36	07/20/09	74.53	-----	25.90	-----	48.63
GMW-36	10/19/09	74.53	26.45	26.56	0.11	NC
GMW-36	03/15/10	74.53	-----	26.80	-----	47.73
GMW-36	04/16/10	74.53	-----	26.90	-----	47.63
GMW-36	05/24/10	74.53	25.90	25.96	0.06	NC
GMW-36	05/28/10	74.53	25.88	25.94	0.06	NC
GMW-36	06/22/10	74.53	25.91	25.94	0.03	NC
GMW-36	10/04/10	74.53	-----	26.90	-----	47.63
GMW-36	11/23/10	74.53	27.10	27.35	0.25	NC
GMW-36	12/22/10	74.53	26.84	28.35	1.51	NC
GMW-36	01/10/11	74.53	27.70	29.10	1.40	NC
GMW-36	04/12/11	74.53	25.05	26.98	1.93	NC
GMW-36	10/10/11	74.53	-----	25.96	-----	48.57
GMW-36	12/21/11	74.53	-----	28.17	-----	46.36
GMW-36	01/09/12	74.53	-----	27.26	-----	47.27
GMW-36	02/23/12	74.53	-----	27.85	-----	46.68
GMW-36	04/16/12	74.53	-----	27.34	-----	47.19
GMW-36	06/15/12	76.66	-----	33.27	-----	43.39
GMW-36	07/09/12	76.66	-----	33.71	-----	42.95
GMW-36	10/15/12	76.66	-----	32.11	-----	44.55
GMW-36	11/29/12	76.66	31.68	33.93	2.25	NC
GMW-36	12/26/12	76.66	30.36	34.86	4.50	NC
GMW-36	01/14/13	76.66	30.42	34.12	3.70	NC
GMW-36	04/10/13	76.66	29.75	32.42	2.67	NC
GMW-36	10/07/13	76.66	30.72	34.65	3.93	NC
GMW-36	04/25/14	76.66	31.12	34.71	3.59	NC
GMW-36	10/27/14	76.66	31.79	33.02	1.23	NC
GMW-36	04/20/15	76.66	32.20	33.64	1.44	NC
GMW-36	10/21/15	76.66	33.16	33.55	0.39	NC
GMW-36	04/12/16	76.66	34.03	34.30	0.27	NC
GMW-36	10/03/16	76.66	34.65	35.05	0.40	NC
GMW-36	04/17/17	76.66	-----	32.96	-----	43.70
GMW-36	10/02/17	76.66	-----	34.10	-----	42.56
GMW-36	04/16/18	76.66	-----	35.18	-----	41.48
GMW-36	11/05/18	76.66	-----	35.91	-----	40.75
GMW-36	04/23/19	76.66	-----	33.56	-----	43.10
GMW-36	10/28/19	76.66	34.84	34.86	0.02	NC
GMW-36	05/04/20	76.66	-----	31.03	-----	45.63
GMW-36	11/02/20	76.66	not gauged due to heavy slime/sludge			
GMW-36	05/03/21	76.66	-----	30.69	-----	45.97

APPENDIX C
HISTORICAL GROUNDWATER ELEVATIONS, NOVEMBER 1996 THROUGH NOVEMBER 2022
Defense Fuel Support Point Norwalk
15306 Norwalk Boulevard, Norwalk, California 90650

Well	Date	Top of Casing Elevation (feet MSL)	Depth to Product (feet btc)	Depth to Groundwater (feet btc)	Measured Product Thickness (feet)	Groundwater Elevation (feet MSL)
GMW-36	11/01/21	76.66	-----	37.95	-----	38.71
GMW-36	05/09/22	76.66	-----	31.87	-----	44.79
GMW-36	10/31/22	76.66	-----	33.34	-----	43.32
GMW-37	11/20/96	77.32	-----	29.76	-----	47.56
GMW-37	07/01/97	77.32	-----	28.37	-----	48.95
GMW-37	12/31/97	77.32	-----	28.71	-----	48.61
GMW-37	05/03/99	77.32	-----	27.76	-----	49.56
GMW-37	08/09/99	77.32	-----	28.10	-----	49.22
GMW-37	11/15/99	77.32	-----	28.57	-----	48.75
GMW-37	05/15/00	77.32	-----	28.19	-----	49.13
GMW-37	11/13/00	77.32	-----	28.89	-----	48.43
GMW-37	02/05/01	77.32	-----	28.65	-----	48.67
GMW-37	05/07/01	77.32	-----	26.94	-----	50.38
GMW-37	09/18/01	77.32	-----	27.43	-----	49.89
GMW-37	11/05/01	77.32	-----	27.56	-----	49.76
GMW-37	01/29/02	77.32	-----	27.89	-----	49.43
GMW-37	04/08/02	77.32	-----	27.94	-----	49.38
GMW-37	10/21/02	77.32	-----	29.11	-----	48.21
GMW-37	01/27/03	77.32	-----	28.74	-----	48.58
GMW-37	04/07/03	77.32	-----	28.30	-----	49.02
GMW-37	07/31/03	77.32	-----	28.02	-----	49.30
GMW-37	10/06/03	77.32	-----	27.92	-----	49.40
GMW-37	01/11/04	77.32	-----	29.62	-----	47.70
GMW-37	01/27/04	77.32	-----	28.81	-----	48.51
GMW-37	04/19/04	77.32	-----	28.91	-----	48.41
GMW-37	07/19/04	77.32	-----	28.91	-----	48.41
GMW-37	02/01/05	77.32	-----	27.77	-----	49.55
GMW-37	05/02/05	77.32	-----	23.34	-----	53.98
GMW-37	08/01/05	77.32	-----	24.61	-----	52.71
GMW-37	10/31/05	77.32	-----	25.35	-----	51.97
GMW-37	02/27/06	77.32	-----	25.81	-----	51.51
GMW-37	05/01/06	77.32	-----	25.86	-----	51.46
GMW-37	09/18/06	77.32	-----	24.62	-----	52.70
GMW-37	12/04/06	77.32	-----	26.83	-----	50.49
GMW-37	04/30/07	77.32	-----	27.18	-----	50.14
GMW-37	11/12/07	77.32	-----	27.61	-----	49.71
GMW-37	04/14/08	77.32	-----	27.60	-----	49.72
GMW-37	10/13/08	77.32	-----	28.56	-----	48.76
GMW-37	04/20/09	77.32	-----	28.54	-----	48.78
GMW-37	10/19/09	77.32	-----	29.47	-----	47.85
GMW-37	05/24/10	77.32	-----	29.25	-----	48.07
GMW-37	05/28/10	77.32	-----	29.20	-----	48.12
GMW-37	10/04/10	77.32	-----	29.50	-----	47.82

APPENDIX C
HISTORICAL GROUNDWATER ELEVATIONS, NOVEMBER 1996 THROUGH NOVEMBER 2022
Defense Fuel Support Point Norwalk
15306 Norwalk Boulevard, Norwalk, California 90650

Well	Date	Top of Casing Elevation (feet MSL)	Depth to Product (feet btc)	Depth to Groundwater (feet btc)	Measured Product Thickness (feet)	Groundwater Elevation (feet MSL)
GMW-37	01/10/11	77.32	-----	29.90	-----	47.42
GMW-37	04/11/11	77.32	-----	28.31	-----	49.01
GMW-37	10/10/11	77.32	-----	29.00	-----	48.32
GMW-37	01/09/12	77.32	-----	29.72	-----	47.60
GMW-37	04/16/12	77.32	-----	30.10	-----	47.22
GMW-37	07/09/12	77.32	-----	30.86	-----	46.46
GMW-37	10/15/12	77.32	-----	30.90	-----	46.42
GMW-37	01/14/13	77.32	-----	31.79	-----	45.53
GMW-37	04/08/13	77.32	-----	31.69	-----	45.63
GMW-37	10/07/13	77.32	-----	32.51	-----	44.81
GMW-37	04/14/14	77.32	-----	32.55	-----	44.77
GMW-37	10/27/14	77.32	-----	32.57	-----	44.75
GMW-37	04/20/15	77.32	-----	33.51	-----	43.81
GMW-37	10/19/15	77.32	-----	34.11	-----	43.21
GMW-37	04/11/16	77.32	-----	35.20	-----	42.12
GMW-37	10/03/16	77.32	-----	35.10	-----	42.22
GMW-37	04/17/17	77.32	-----	33.68	-----	43.64
GMW-37	10/02/17	77.32	-----	35.53	-----	41.79
GMW-37	04/16/18	77.32	-----	36.45	-----	40.87
GMW-37	11/05/18	77.32	-----	36.89	-----	40.43
GMW-37	04/16/19	77.32	-----	34.82	-----	42.50
GMW-37	10/28/19	77.32	-----	36.30	-----	41.02
GMW-37	05/04/20	77.32	-----	35.03	-----	42.29
GMW-37	11/02/20	77.32	-----	34.00	-----	43.32
GMW-37	05/03/21	77.32	-----	35.94	-----	41.38
GMW-37	11/01/21	77.32	-----	39.02	-----	38.30
GMW-37	05/09/22	77.32	-----	36.67	-----	40.65
GMW-38	05/28/96	75.47	-----	27.15	-----	48.32
GMW-38	11/20/96	75.47	-----	28.09	-----	47.38
GMW-38	05/03/99	75.47	-----	26.08	-----	49.39
GMW-38	08/09/99	75.47	-----	26.42	-----	49.05
GMW-38	11/15/99	75.47	-----	26.97	-----	48.50
GMW-38	05/15/00	75.47	-----	26.53	-----	48.94
GMW-38	11/13/00	75.47	-----	27.24	-----	48.23
GMW-38	05/07/01	75.47	-----	25.14	-----	50.33
GMW-38	11/05/01	75.47	-----	25.84	-----	49.63
GMW-38	02/01/02	75.47	-----	25.91	-----	49.56
GMW-38	04/08/02	75.47	-----	26.52	-----	48.95
GMW-38	10/21/02	75.47	-----	27.39	-----	48.08
GMW-38	01/27/03	75.47	-----	27.05	-----	48.42
GMW-38	04/07/03	75.47	-----	26.47	-----	49.00
GMW-38	07/31/03	75.47	-----	26.26	-----	49.21
GMW-38	10/06/03	75.47	-----	26.51	-----	48.96

APPENDIX C
HISTORICAL GROUNDWATER ELEVATIONS, NOVEMBER 1996 THROUGH NOVEMBER 2022
Defense Fuel Support Point Norwalk
15306 Norwalk Boulevard, Norwalk, California 90650

Well	Date	Top of Casing Elevation (feet MSL)	Depth to Product (feet btc)	Depth to Groundwater (feet btc)	Measured Product Thickness (feet)	Groundwater Elevation (feet MSL)
GMW-38	01/11/04	75.47	-----	27.91	-----	47.56
GMW-38	01/27/04	75.47	-----	27.04	-----	48.43
GMW-38	04/19/04	75.47	-----	27.15	-----	48.32
GMW-38	07/19/04	75.47	-----	27.26	-----	48.21
GMW-38	02/01/05	75.47	-----	25.99	-----	49.48
GMW-38	05/02/05	75.47	-----	28.53	-----	46.94
GMW-38	08/01/05	75.47	-----	22.91	-----	52.56
GMW-38	10/31/05	75.47	-----	23.65	-----	51.82
GMW-38	02/27/06	75.47	-----	24.04	-----	51.43
GMW-38	05/01/06	75.47	-----	24.09	-----	51.38
GMW-38	09/18/06	75.47	-----	24.85	-----	50.62
GMW-38	12/04/06	75.47	-----	25.07	-----	50.40
GMW-38	03/12/07	75.47	-----	25.48	-----	49.99
GMW-38	04/30/07	75.47	-----	25.42	-----	50.05
GMW-38	08/28/07	75.47	-----	25.29	-----	50.18
GMW-38	11/12/07	75.47	-----	25.89	-----	49.58
GMW-38	04/14/08	75.47	-----	25.81	-----	49.66
GMW-38	10/13/08	75.47	-----	26.72	-----	48.75
GMW-38	04/20/09	75.47	-----	27.05	-----	48.42
GMW-38	07/20/09	75.47	-----	27.21	-----	48.26
GMW-38	10/19/09	75.47	-----	27.78	-----	47.69
GMW-38	03/15/10	75.47	-----	27.92	-----	47.55
GMW-38	05/24/10	75.47	-----	27.50	-----	47.97
GMW-38	05/28/10	75.47	-----	27.40	-----	48.07
GMW-38	10/04/10	75.47	-----	27.77	-----	47.70
GMW-38	01/10/11	75.47	-----	28.00	-----	47.47
GMW-38	04/11/11	75.47	-----	26.49	-----	48.98
GMW-38	07/11/11	75.47	-----	26.83	-----	48.64
GMW-38	10/10/11	75.47	-----	27.28	-----	48.19
GMW-38	01/09/12	75.47	-----	27.90	-----	47.57
GMW-38	04/16/12	75.47	-----	28.32	-----	47.15
GMW-38	07/09/12	75.47	-----	28.97	-----	46.50
GMW-38	10/15/12	75.47	-----	29.75	-----	45.72
GMW-38	01/14/13	75.47	-----	30.18	-----	45.29
GMW-38	04/08/13	75.47	-----	30.07	-----	45.40
GMW-38	10/07/13	75.47	-----	30.31	-----	45.16
GMW-38	04/14/14	75.47	-----	30.76	-----	44.71
GMW-38	10/27/14	75.47	-----	31.16	-----	44.31
GMW-38	04/20/15	75.47	-----	31.59	-----	43.88
GMW-38	10/19/15	75.47	-----	32.33	-----	43.14
GMW-38	04/11/16	75.47	-----	33.45	-----	42.02
GMW-38	10/03/16	75.47	-----	34.10	-----	41.37
GMW-38	04/17/17	75.47	-----	31.83	-----	43.64
GMW-38	10/02/17	75.47	-----	33.55	-----	41.92

APPENDIX C
HISTORICAL GROUNDWATER ELEVATIONS, NOVEMBER 1996 THROUGH NOVEMBER 2022
Defense Fuel Support Point Norwalk
15306 Norwalk Boulevard, Norwalk, California 90650

Well	Date	Top of Casing Elevation (feet MSL)	Depth to Product (feet btc)	Depth to Groundwater (feet btc)	Measured Product Thickness (feet)	Groundwater Elevation (feet MSL)
GMW-38	04/16/18	75.47	-----	34.55	-----	40.92
GMW-38	11/05/18	75.47	-----	35.05	-----	40.42
GMW-38	04/16/19	75.47	-----	32.81	-----	42.66
GMW-38	10/28/19	75.47	-----	34.38	-----	41.09
GMW-38	05/04/20	75.47	-----	33.22	-----	42.25
GMW-38	11/02/20	75.47	-----	32.14	-----	43.33
GMW-38	05/03/21	75.47	-----	34.15	-----	41.32
GMW-38	11/01/21	75.47	-----	36.75	-----	38.72
GMW-38	05/09/22	75.47	-----	34.86	-----	40.61
GMW-39	05/28/96	75.05	-----	26.67	-----	48.38
GMW-39	11/20/96	75.05	-----	27.68	-----	47.37
GMW-39	05/03/99	75.05	-----	25.50	-----	49.55
GMW-39	08/09/99	75.05	-----	25.99	-----	49.06
GMW-39	11/15/99	75.05	-----	26.52	-----	48.53
GMW-39	05/15/00	75.05	-----	25.95	-----	49.10
GMW-39	11/13/00	75.05	-----	26.88	-----	48.17
GMW-39	05/07/01	75.05	-----	24.64	-----	50.41
GMW-39	11/05/01	75.05	-----	25.28	-----	49.77
GMW-39	02/01/02	75.05	-----	25.20	-----	49.85
GMW-39	04/08/02	75.05	-----	26.11	-----	48.94
GMW-39	10/21/02	75.05	-----	27.19	-----	47.86
GMW-39	01/27/03	75.05	-----	26.67	-----	48.38
GMW-39	04/07/03	75.05	-----	26.05	-----	49.00
GMW-39	07/31/03	75.05	-----	25.79	-----	49.26
GMW-39	10/06/03	75.05	-----	26.04	-----	49.01
GMW-39	01/11/04	75.05	-----	27.54	-----	47.51
GMW-39	01/27/04	75.05	-----	26.63	-----	48.42
GMW-39	04/19/04	75.05	-----	26.04	-----	49.01
GMW-39	07/19/04	75.05	-----	26.78	-----	48.27
GMW-39	02/01/05	75.05	-----	25.41	-----	49.64
GMW-39	05/02/05	75.05	-----	20.34	-----	54.71
GMW-39	08/01/05	75.05	-----	22.23	-----	52.82
GMW-39	10/31/05	75.05	-----	22.90	-----	52.15
GMW-39	02/27/06	75.05	-----	23.48	-----	51.57
GMW-39	05/01/06	75.05	-----	23.60	-----	51.45
GMW-39	09/18/06	75.05	-----	24.37	-----	50.68
GMW-39	12/04/06	75.05	-----	24.64	-----	50.41
GMW-39	03/12/07	75.05	-----	25.12	-----	49.93
GMW-39	04/30/07	75.05	-----	25.12	-----	49.93
GMW-39	08/28/07	75.05	-----	25.15	-----	49.90
GMW-39	11/12/07	75.05	-----	25.62	-----	49.43
GMW-39	02/19/08	75.05	-----	25.91	-----	49.14
GMW-39	04/14/08	75.05	-----	25.44	-----	49.61

APPENDIX C
HISTORICAL GROUNDWATER ELEVATIONS, NOVEMBER 1996 THROUGH NOVEMBER 2022
Defense Fuel Support Point Norwalk
15306 Norwalk Boulevard, Norwalk, California 90650

Well	Date	Top of Casing Elevation (feet MSL)	Depth to Product (feet btc)	Depth to Groundwater (feet btc)	Measured Product Thickness (feet)	Groundwater Elevation (feet MSL)
GMW-39	08/11/08	75.05	-----	26.21	-----	48.84
GMW-39	10/13/08	75.05	-----	26.51	-----	48.54
GMW-39	04/20/09	75.05	-----	26.43	-----	48.62
GMW-39	07/20/09	75.05	-----	26.85	-----	48.20
GMW-39	10/19/09	75.05	-----	27.58	-----	47.47
GMW-39	03/15/10	75.05	-----	27.41	-----	47.64
GMW-39	05/24/10	75.05	-----	27.12	-----	47.93
GMW-39	05/28/10	75.05	-----	27.09	-----	47.96
GMW-39	10/04/10	75.05	-----	27.38	-----	47.67
GMW-39	01/10/11	75.05	-----	27.63	-----	47.42
GMW-39	04/11/11	75.05	-----	25.92	-----	49.13
GMW-39	07/11/11	75.05	-----	26.55	-----	48.50
GMW-39	10/10/11	75.05	-----	26.85	-----	48.20
GMW-39	01/09/12	75.05	-----	28.44	-----	46.61
GMW-39	04/16/12	75.05	-----	28.04	-----	47.01
GMW-39	07/09/12	75.05	-----	28.62	-----	46.43
GMW-39	10/15/12	75.05	-----	29.58	-----	45.47
GMW-39	01/14/13	75.05	-----	29.72	-----	45.33
GMW-39	04/08/13	75.05	-----	29.71	-----	45.34
GMW-39	10/07/13	75.05	-----	29.92	-----	45.13
GMW-39	04/14/14	75.05	-----	30.25	-----	44.80
GMW-39	04/20/15	75.05	-----	31.04	-----	44.01
GMW-39	10/19/15	75.05	-----	31.87	-----	43.18
GMW-39	04/11/16	75.05	-----	32.80	-----	42.25
GMW-39	10/03/16	75.05	-----	33.20	-----	41.85
GMW-39	04/17/17	75.05	-----	31.57	-----	43.48
GMW-39	10/02/17	75.05	-----	32.82	-----	42.23
GMW-39	04/16/18	75.05	-----	33.90	-----	41.15
GMW-39	11/05/18	75.05	-----	34.40	-----	40.65
GMW-39	04/16/19	75.05	-----	32.38	-----	42.67
GMW-39	10/28/19	75.05	-----	33.58	-----	41.47
GMW-39	05/04/20	75.05	-----	32.87	-----	42.18
GMW-39	11/02/20	75.05	-----	31.40	-----	43.65
GMW-39	05/03/21	75.05	-----	33.86	-----	41.19
GMW-39	11/01/21	75.05	-----	36.46	-----	38.59
GMW-39	05/09/22	75.05	-----	34.37	-----	40.68
GMW-39	10/31/22	74.06	-----	34.12	-----	39.94
GMW-40	05/28/96	73.13	-----	26.00	-----	47.13
GMW-40	11/20/96	73.13	-----	26.74	-----	46.39
GMW-40	07/01/97	73.13	-----	27.43	-----	45.70
GMW-40	12/31/97	73.13	-----	26.66	-----	46.47
GMW-40	05/01/98	73.13	-----	24.03	-----	49.10
GMW-40	05/25/99	73.13	-----	24.84	-----	48.29

APPENDIX C
HISTORICAL GROUNDWATER ELEVATIONS, NOVEMBER 1996 THROUGH NOVEMBER 2022
Defense Fuel Support Point Norwalk
15306 Norwalk Boulevard, Norwalk, California 90650

Well	Date	Top of Casing Elevation (feet MSL)	Depth to Product (feet btc)	Depth to Groundwater (feet btc)	Measured Product Thickness (feet)	Groundwater Elevation (feet MSL)
GMW-40	05/15/00	73.13	-----	25.65	-----	47.48
GMW-40	11/13/00	73.13	-----	26.21	-----	46.92
GMW-40	05/07/01	73.13	-----	24.26	-----	48.87
GMW-40	04/08/02	73.13	-----	25.14	-----	47.99
GMW-40	10/21/02	73.13	-----	25.49	-----	47.64
GMW-40	04/07/03	73.13	-----	24.60	-----	48.53
GMW-40	10/06/03	73.13	-----	25.02	-----	48.11
GMW-40	04/19/04	73.13	-----	26.59	-----	46.54
GMW-40	11/05/04	73.13	-----	24.10	-----	49.03
GMW-40	05/02/05	73.13	-----	21.17	-----	51.96
GMW-40	05/01/06	73.13	-----	22.54	-----	50.59
GMW-40	12/01/06	73.13	-----	23.51	-----	49.62
GMW-40	04/30/07	73.13	-----	23.74	-----	49.39
GMW-40	11/12/07	73.13	-----	24.60	-----	48.53
GMW-40	04/11/08	73.13	-----	24.09	-----	49.04
GMW-40	10/14/08	73.13	-----	25.01	-----	48.12
GMW-40	02/10/09	73.13	-----	25.05	-----	48.08
GMW-40	04/20/09	73.13	-----	27.40	-----	45.73
GMW-40	10/19/09	73.13	-----	26.00	-----	47.13
GMW-40	04/08/10	73.13	-----	25.31	-----	47.82
GMW-40	04/12/10	73.13	-----	25.20	-----	47.93
GMW-40	10/01/10	73.13	-----	25.83	-----	47.30
GMW-40	10/04/10	73.13	-----	25.70	-----	47.43
GMW-40	10/10/11	73.13	-----	25.13	-----	48.00
GMW-40	04/12/12	73.13	-----	26.48	-----	46.65
GMW-40	10/02/13	73.13	-----	28.57	-----	44.56
GMW-40	04/07/14	73.13	-----	30.24	-----	42.89
GMW-40	04/14/14	73.13	-----	29.92	-----	43.21
GMW-40	10/27/14	73.13	-----	30.03	-----	43.10
GMW-40	04/20/15	73.13	-----	30.46	-----	42.67
GMW-40	10/03/16	73.13	-----	34.98	-----	38.15
GMW-40	04/20/17	73.13	-----	32.80	-----	40.33
GMW-40	10/31/22	NS	unable to locate well			
GMW-41	05/28/96	74.46	-----	27.01	-----	47.45
GMW-41	11/20/96	74.46	-----	27.92	-----	46.54
GMW-41	07/01/97	74.46	-----	28.31	-----	46.15
GMW-41	12/31/97	74.46	-----	27.81	-----	46.65
GMW-41	05/01/98	74.46	-----	25.10	-----	49.36
GMW-41	05/25/99	74.46	-----	26.02	-----	48.44
GMW-41	05/15/00	74.46	-----	26.69	-----	47.77
GMW-41	11/13/00	74.46	-----	27.32	-----	47.14
GMW-41	05/07/01	74.46	-----	25.45	-----	49.01
GMW-41	04/08/02	74.46	-----	26.36	-----	48.10

APPENDIX C
HISTORICAL GROUNDWATER ELEVATIONS, NOVEMBER 1996 THROUGH NOVEMBER 2022
Defense Fuel Support Point Norwalk
15306 Norwalk Boulevard, Norwalk, California 90650

Well	Date	Top of Casing Elevation (feet MSL)	Depth to Product (feet btc)	Depth to Groundwater (feet btc)	Measured Product Thickness (feet)	Groundwater Elevation (feet MSL)
GMW-41	10/21/02	74.46	-----	26.85	-----	47.61
GMW-41	04/07/03	74.46	-----	26.15	-----	48.31
GMW-41	10/06/03	74.46	-----	26.22	-----	48.24
GMW-41	04/19/04	74.46	-----	27.64	-----	46.82
GMW-41	11/01/04	74.46	-----	27.54	-----	46.92
GMW-41	05/02/05	74.46	-----	22.28	-----	52.18
GMW-41	05/01/06	74.46	-----	23.87	-----	50.59
GMW-41	12/01/06	74.46	-----	24.71	-----	49.75
GMW-41	04/30/07	74.46	-----	25.06	-----	49.40
GMW-41	11/12/07	74.46	-----	25.87	-----	48.59
GMW-41	04/11/08	74.46	-----	25.44	-----	49.02
GMW-41	07/24/08	74.46	-----	25.80	-----	48.66
GMW-41	10/14/08	74.46	-----	26.35	-----	48.11
GMW-41	02/10/09	74.46	-----	26.58	-----	47.88
GMW-41	04/20/09	74.46	-----	26.61	-----	47.85
GMW-41	10/19/09	74.46	-----	27.34	-----	47.12
GMW-41	04/08/10	74.46	-----	26.64	-----	47.82
GMW-41	04/12/10	74.46	-----	26.44	-----	48.02
GMW-41	10/04/10	74.46	-----	26.91	-----	47.55
GMW-41	01/07/11	74.46	-----	27.58	-----	46.88
GMW-41	04/08/11	74.46	-----	26.01	-----	48.45
GMW-41	07/08/11	74.46	-----	26.01	-----	48.45
GMW-41	10/06/11	74.46	-----	26.61	-----	47.85
GMW-41	10/10/11	74.46	-----	26.53	-----	47.93
GMW-41	04/12/12	74.46	-----	27.77	-----	46.69
GMW-41	04/16/12	74.46	-----	27.54	-----	46.92
GMW-41	01/11/13	74.46	-----	29.47	-----	44.99
GMW-41	04/03/13	74.46	-----	29.29	-----	45.17
GMW-41	04/08/13	74.46	-----	29.16	-----	45.30
GMW-41	10/02/13	74.46	-----	29.89	-----	44.57
GMW-41	04/07/14	74.46	31.05	31.07	0.02	NC
GMW-41	04/15/14	74.46	31.05	31.14	0.09	NC
GMW-41	10/27/14	74.46	-----	30.78	-----	43.68
GMW-41	04/20/15	74.46	-----	31.22	-----	43.24
GMW-41	10/03/16	74.46	-----	35.97	-----	38.49
GMW-41	04/17/17	74.46	-----	29.79	-----	44.67
GMW-41	10/03/17	72.69	well full of mud			
GMW-41	04/16/18	72.69	-----	32.79	-----	39.90
GMW-41	11/05/18	72.69	-----	33.12	-----	39.57
GMW-41	10/28/19	72.69	-----	33.07	-----	39.62
GMW-41	05/04/20	72.69	-----	31.11	-----	41.58
GMW-41	10/19/20	72.69	-----	31.99	-----	40.70
GMW-41	05/03/21	72.69	-----	32.34	-----	40.35
GMW-41	11/01/21	72.69	-----	33.38	-----	39.31

APPENDIX C
HISTORICAL GROUNDWATER ELEVATIONS, NOVEMBER 1996 THROUGH NOVEMBER 2022
Defense Fuel Support Point Norwalk
15306 Norwalk Boulevard, Norwalk, California 90650

Well	Date	Top of Casing Elevation (feet MSL)	Depth to Product (feet btc)	Depth to Groundwater (feet btc)	Measured Product Thickness (feet)	Groundwater Elevation (feet MSL)
GMW-41	05/10/22	72.69	-----	33.05	-----	39.64
GMW-41	11/01/22	72.69	-----	33.66	-----	39.03
GMW-42	05/28/96	75.50	27.89	29.36	1.47	NC
GMW-42	11/20/96	75.50	28.87	29.55	0.68	NC
GMW-42	07/01/97	75.50	29.06	29.52	0.46	NC
GMW-42	12/31/97	75.50	-----	28.87	-----	46.63
GMW-42	05/01/98	75.50	-----	26.18	-----	49.32
GMW-42	05/25/99	75.50	-----	26.99	-----	48.51
GMW-42	05/15/00	75.50	-----	27.54	-----	47.96
GMW-42	11/13/00	75.50	-----	28.32	-----	47.18
GMW-42	05/07/01	75.50	-----	26.25	-----	49.25
GMW-42	04/08/02	75.50	-----	27.57	-----	47.93
GMW-42	10/21/02	75.50	-----	27.96	-----	47.54
GMW-42	04/07/03	75.50	-----	27.25	-----	48.25
GMW-42	10/06/03	75.50	-----	27.30	-----	48.20
GMW-42	04/19/04	75.50	-----	28.78	-----	46.72
GMW-42	11/01/04	75.50	-----	28.40	-----	47.10
GMW-42	05/03/05	75.50	-----	22.32	-----	53.18
GMW-42	05/01/06	75.50	-----	24.46	-----	51.04
GMW-42	12/01/06	75.50	-----	23.51	-----	51.99
GMW-42	04/30/07	75.50	-----	26.07	-----	49.43
GMW-42	11/12/07	75.50	-----	26.38	-----	49.12
GMW-42	04/11/08	75.50	-----	25.95	-----	49.55
GMW-42	10/16/08	75.50	-----	26.92	-----	48.58
GMW-42	04/07/10	75.50	-----	27.60	-----	47.90
GMW-42	10/01/10	75.50	-----	28.13	-----	47.37
GMW-42	01/08/11	75.50	-----	28.03	-----	47.47
GMW-42	04/12/12	75.50	-----	28.88	-----	46.62
GMW-42	10/02/13	75.50	-----	30.99	-----	44.51
GMW-42	04/07/14	75.50	-----	31.98	-----	43.52
GMW-42	04/14/14	75.50	-----	31.42	-----	44.08
GMW-42	10/27/14	75.50	-----	31.93	-----	43.57
GMW-42	04/20/15	75.50	-----	32.21	-----	43.29
GMW-42	10/03/17	75.50	-----	34.71	-----	40.79
GMW-42	04/16/18	75.50	-----	35.08	-----	40.42
GMW-42	11/05/18	75.50	-----	35.58	-----	39.92
GMW-42	10/28/19	75.50	-----	35.69	-----	39.81
GMW-42	05/04/20	75.50	-----	34.23	-----	41.27
GMW-42	10/19/20	75.50	-----	34.74	-----	40.76
GMW-42	05/03/21	75.50	-----	35.20	-----	40.30
GMW-42	11/01/21	75.50	-----	36.24	-----	39.26
GMW-42	05/09/22	75.50	-----	36.00	-----	39.50
GMW-42	10/31/22	75.50	-----	32.50	-----	43.00

APPENDIX C
HISTORICAL GROUNDWATER ELEVATIONS, NOVEMBER 1996 THROUGH NOVEMBER 2022
Defense Fuel Support Point Norwalk
15306 Norwalk Boulevard, Norwalk, California 90650

Well	Date	Top of Casing Elevation (feet MSL)	Depth to Product (feet btc)	Depth to Groundwater (feet btc)	Measured Product Thickness (feet)	Groundwater Elevation (feet MSL)
GMW-43	05/28/96	74.44	-----	27.03	-----	47.41
GMW-43	11/20/96	74.44	-----	28.03	-----	46.41
GMW-43	07/01/97	74.44	-----	27.66	-----	46.78
GMW-43	12/31/97	74.44	-----	27.70	-----	46.74
GMW-43	05/01/98	74.44	-----	24.93	-----	49.51
GMW-43	05/25/99	74.44	-----	25.72	-----	48.72
GMW-43	05/15/00	74.44	-----	26.41	-----	48.03
GMW-43	11/13/00	74.44	-----	26.97	-----	47.47
GMW-43	05/07/01	74.44	-----	25.11	-----	49.33
GMW-43	04/08/02	74.44	-----	26.70	-----	47.74
GMW-43	10/21/02	74.44	-----	26.66	-----	47.78
GMW-43	04/07/03	74.44	-----	26.00	-----	48.44
GMW-43	10/06/03	74.44	-----	26.12	-----	48.32
GMW-43	04/19/04	74.44	-----	27.40	-----	47.04
GMW-43	11/03/04	74.44	-----	26.63	-----	47.81
GMW-43	05/02/05	74.44	-----	21.03	-----	53.41
GMW-43	05/01/06	74.44	-----	23.36	-----	51.08
GMW-43	12/01/06	74.44	-----	24.59	-----	49.85
GMW-43	04/30/07	74.44	-----	25.00	-----	49.44
GMW-43	11/12/07	74.44	-----	25.60	-----	48.84
GMW-43	04/14/08	74.44	-----	25.17	-----	49.27
GMW-43	07/24/08	74.44	-----	25.77	-----	48.67
GMW-43	10/14/08	74.44	-----	26.34	-----	48.10
GMW-43	02/10/09	74.44	-----	26.79	-----	47.65
GMW-43	04/20/09	74.44	-----	27.11	-----	47.33
GMW-43	10/19/09	74.44	-----	27.31	-----	47.13
GMW-43	04/08/10	74.44	-----	26.52	-----	47.92
GMW-43	04/12/10	74.44	-----	26.24	-----	48.20
GMW-43	01/08/11	74.44	-----	26.95	-----	47.49
GMW-43	04/07/11	74.44	-----	25.76	-----	48.68
GMW-43	07/08/11	74.44	-----	26.10	-----	48.34
GMW-43	10/06/11	74.44	-----	26.65	-----	47.79
GMW-43	04/12/12	74.44	-----	27.86	-----	46.58
GMW-43	04/16/12	74.44	-----	27.74	-----	46.70
GMW-43	01/10/13	74.44	-----	29.27	-----	45.17
GMW-43	04/03/13	74.44	-----	29.24	-----	45.20
GMW-43	04/08/13	74.44	-----	29.11	-----	45.33
GMW-43	10/02/13	74.44	-----	30.00	-----	44.44
GMW-43	04/07/14	74.44	-----	30.81	-----	43.63
GMW-43	04/14/14	74.44	-----	30.42	-----	44.02
GMW-43	10/27/14	74.44	-----	30.87	-----	43.57
GMW-43	04/20/15	74.44	-----	31.24	-----	43.20
GMW-43	04/17/17	74.44	-----	31.42	-----	43.02

APPENDIX C
HISTORICAL GROUNDWATER ELEVATIONS, NOVEMBER 1996 THROUGH NOVEMBER 2022
Defense Fuel Support Point Norwalk
15306 Norwalk Boulevard, Norwalk, California 90650

Well	Date	Top of Casing Elevation (feet MSL)	Depth to Product (feet btc)	Depth to Groundwater (feet btc)	Measured Product Thickness (feet)	Groundwater Elevation (feet MSL)
GMW-43	10/03/17	76.07	well full of mud			
GMW-43	04/16/18	76.07	-----	35.25	-----	40.82
GMW-43	11/05/18	76.07	-----	35.81	-----	40.26
GMW-43	04/19/19	76.07	-----	33.54	-----	42.53
GMW-43	10/28/19	76.07	-----	35.48	-----	40.59
GMW-43	05/04/20	76.07	-----	34.41	-----	41.66
GMW-43	10/19/20	76.07	-----	35.04	-----	41.03
GMW-43	05/04/21	76.07	-----	35.44	-----	40.63
GMW-43	05/04/21	76.07	-----	35.44	-----	40.63
GMW-43	11/02/21	76.07	-----	35.93	-----	40.14
GMW-43	05/10/22	76.07	-----	36.09	-----	39.98
GMW-43	10/31/22	76.07	-----	36.75	-----	39.32
GMW-44	05/28/96	74.45	-----	27.19	-----	47.26
GMW-44	11/20/96	74.45	-----	28.29	-----	46.16
GMW-44	07/01/97	74.45	-----	27.75	-----	46.70
GMW-44	12/31/97	74.45	-----	27.90	-----	46.55
GMW-44	05/01/98	74.45	-----	25.13	-----	49.32
GMW-44	05/25/99	74.45	-----	25.88	-----	48.57
GMW-44	05/15/00	74.45	-----	26.63	-----	47.82
GMW-44	11/13/00	74.45	-----	27.16	-----	47.29
GMW-44	05/07/01	74.45	-----	25.38	-----	49.07
GMW-44	04/08/02	74.45	-----	26.70	-----	47.75
GMW-44	10/21/02	74.45	-----	26.88	-----	47.57
GMW-44	04/07/03	74.45	-----	26.30	-----	48.15
GMW-44	10/06/03	74.45	-----	26.29	-----	48.16
GMW-44	04/19/04	74.45	-----	28.45	-----	46.00
GMW-44	05/02/05	74.45	-----	22.00	-----	52.45
GMW-44	11/03/05	74.45	-----	27.21	-----	47.24
GMW-44	05/01/06	74.45	-----	23.98	-----	50.47
GMW-44	12/01/06	74.45	-----	24.81	-----	49.64
GMW-44	04/30/07	74.45	-----	25.32	-----	49.13
GMW-44	11/12/07	74.45	-----	25.82	-----	48.63
GMW-44	04/14/08	74.45	-----	25.45	-----	49.00
GMW-44	07/24/08	74.45	-----	25.95	-----	48.50
GMW-44	10/14/08	74.45	-----	26.60	-----	47.85
GMW-44	02/10/09	74.45	-----	26.87	-----	47.58
GMW-44	04/20/09	74.45	-----	26.51	-----	47.94
GMW-44	10/19/09	74.45	-----	27.43	-----	47.02
GMW-44	04/08/10	74.45	-----	26.77	-----	47.68
GMW-44	04/12/10	74.45	-----	26.51	-----	47.94
GMW-44	01/07/11	74.45	-----	27.47	-----	46.98
GMW-44	04/08/11	74.45	-----	26.05	-----	48.40
GMW-44	10/06/11	74.45	-----	26.91	-----	47.54

APPENDIX C
HISTORICAL GROUNDWATER ELEVATIONS, NOVEMBER 1996 THROUGH NOVEMBER 2022
Defense Fuel Support Point Norwalk
15306 Norwalk Boulevard, Norwalk, California 90650

Well	Date	Top of Casing Elevation (feet MSL)	Depth to Product (feet btc)	Depth to Groundwater (feet btc)	Measured Product Thickness (feet)	Groundwater Elevation (feet MSL)
GMW-44	04/12/12	74.45	-----	28.13	-----	46.32
GMW-44	04/16/12	74.45	-----	27.92	-----	46.53
GMW-44	01/10/13	74.45	-----	29.54	-----	44.91
GMW-44	04/03/13	74.45	-----	29.51	-----	44.94
GMW-44	04/08/13	74.45	-----	29.42	-----	45.03
GMW-44	10/02/13	74.45	-----	30.25	-----	44.20
GMW-44	04/07/14	74.45	-----	31.06	-----	43.39
GMW-44	04/14/14	74.45	-----	30.72	-----	43.73
GMW-44	10/27/14	74.45	-----	31.10	-----	43.35
GMW-44	04/20/15	74.45	-----	31.46	-----	42.99
GMW-44	10/03/16	74.45	-----	33.62	-----	40.83
GMW-44	04/18/17	74.45	-----	32.08	-----	42.37
GMW-44	10/03/17	75.71	-----	34.41	-----	41.30
GMW-44	04/16/18	75.71	-----	34.91	-----	40.80
GMW-44	11/05/18	75.71	-----	35.46	-----	40.25
GMW-44	04/19/19	75.71	-----	33.56	-----	42.15
GMW-44	10/28/19	75.71	-----	35.05	-----	40.66
GMW-44	05/04/20	75.71	-----	33.93	-----	41.78
GMW-44	10/19/20	75.71	-----	34.65	-----	41.06
GMW-44	05/03/21	75.71	-----	35.03	-----	40.68
GMW-44	11/01/21	75.71	-----	35.75	-----	39.96
GMW-44	05/09/22	75.71	-----	35.62	-----	40.09
GMW-44	10/31/22	75.71	-----	36.14	-----	39.57
GMW-45	05/28/96	75.67	-----	28.30	-----	47.37
GMW-45	11/20/96	75.67	-----	29.21	-----	46.46
GMW-45	07/01/97	75.67	-----	28.32	-----	47.35
GMW-45	12/31/97	75.67	-----	28.81	-----	46.86
GMW-45	05/01/98	75.67	-----	25.75	-----	49.92
GMW-45	05/25/99	75.67	-----	26.74	-----	48.93
GMW-45	05/15/00	75.67	-----	27.68	-----	47.99
GMW-45	11/13/00	75.67	-----	28.02	-----	47.65
GMW-45	05/07/01	75.67	-----	28.65	-----	47.02
GMW-45	04/08/02	75.67	-----	27.92	-----	47.75
GMW-45	10/21/02	75.67	-----	28.33	-----	47.34
GMW-45	04/07/03	75.67	-----	27.50	-----	48.17
GMW-45	10/06/03	75.67	-----	27.26	-----	48.41
GMW-45	04/19/04	75.67	-----	28.17	-----	47.50
GMW-45	11/01/04	75.67	-----	28.35	-----	47.32
GMW-45	05/02/05	75.67	-----	23.15	-----	52.52
GMW-45	03/06/06	75.67	-----	25.21	-----	50.46
GMW-45	05/01/06	75.67	-----	25.15	-----	50.52
GMW-45	08/26/06	75.67	-----	25.53	-----	50.14
GMW-45	12/01/06	75.67	-----	25.96	-----	49.71

APPENDIX C
HISTORICAL GROUNDWATER ELEVATIONS, NOVEMBER 1996 THROUGH NOVEMBER 2022
Defense Fuel Support Point Norwalk
15306 Norwalk Boulevard, Norwalk, California 90650

Well	Date	Top of Casing Elevation (feet MSL)	Depth to Product (feet btc)	Depth to Groundwater (feet btc)	Measured Product Thickness (feet)	Groundwater Elevation (feet MSL)
GMW-45	03/21/07	75.67	-----	26.09	-----	49.58
GMW-45	04/27/07	75.67	-----	26.48	-----	49.19
GMW-45	08/28/07	75.67	-----	26.42	-----	49.25
GMW-45	11/12/07	75.67	-----	26.94	-----	48.73
GMW-45	02/05/08	74.45	-----	27.52	-----	46.93
GMW-45	04/11/08	75.67	-----	26.76	-----	48.91
GMW-45	07/24/08	75.67	-----	27.27	-----	48.40
GMW-45	10/13/08	75.67	-----	27.95	-----	47.72
GMW-45	02/09/09	74.45	-----	27.68	-----	46.77
GMW-45	04/20/09	75.67	-----	27.58	-----	48.09
GMW-45	07/16/09	75.67	-----	27.91	-----	47.76
GMW-45	10/19/09	75.67	-----	28.54	-----	47.13
GMW-45	04/07/10	75.67	-----	28.22	-----	47.45
GMW-45	04/12/10	75.67	-----	27.85	-----	47.82
GMW-45	01/06/11	75.67	-----	28.75	-----	46.92
GMW-45	04/07/11	75.67	-----	27.38	-----	48.29
GMW-45	07/07/11	75.67	-----	27.63	-----	48.04
GMW-45	10/07/11	75.67	-----	28.22	-----	47.45
GMW-45	04/12/12	75.67	-----	29.30	-----	46.37
GMW-45	04/19/12	75.67	-----	29.02	-----	46.65
GMW-45	01/10/13	75.67	-----	30.35	-----	45.32
GMW-45	04/02/13	75.67	-----	30.34	-----	45.33
GMW-45	04/08/13	75.67	-----	30.29	-----	45.38
GMW-45	10/01/13	75.67	31.07	31.09	0.02	NC
GMW-45	04/09/14	75.67	31.67	31.69	0.02	NC
GMW-45	04/15/14	75.67	31.68	31.95	0.27	NC
GMW-45	10/27/14	75.67	-----	32.01	-----	43.66
GMW-45	04/20/15	75.67	32.31	32.33	0.02	NC
GMW-45	10/03/16	ns	-----	34.60	-----	NC
GMW-45	04/19/17	75.67	33.30	34.72	1.42	NC
GMW-45	10/02/17	75.67	-----	34.57	-----	41.10
GMW-45	04/16/18	75.67	33.33	34.78	1.45	NC
GMW-45	11/05/18	75.67	34.49	34.99	0.50	NC
GMW-45	04/15/19	75.67	-----	33.74	-----	41.93
GMW-45	05/10/19	75.67	-----	33.51	-----	42.16
GMW-45	10/30/19	75.67	-----	34.08	-----	41.59
GMW-45	05/05/20	75.67	-----	33.66	-----	42.01
GMW-45	10/19/20	75.67	-----	34.02	-----	41.65
GMW-45	05/04/21	75.67	-----	34.42	-----	41.25
GMW-45	11/02/21	75.67	-----	34.27	-----	41.40
GMW-45	05/11/22	75.67	-----	34.63	-----	41.04
GMW-45	11/01/22	75.67	-----	35.45	-----	40.22
GMW-46	08/26/06	76.10	-----	24.72	-----	51.38

APPENDIX C
HISTORICAL GROUNDWATER ELEVATIONS, NOVEMBER 1996 THROUGH NOVEMBER 2022
Defense Fuel Support Point Norwalk
15306 Norwalk Boulevard, Norwalk, California 90650

Well	Date	Top of Casing Elevation (feet MSL)	Depth to Product (feet btc)	Depth to Groundwater (feet btc)	Measured Product Thickness (feet)	Groundwater Elevation (feet MSL)
GMW-46	08/28/07	75.31	-----	25.89	-----	49.42
GMW-47	05/28/96	75.98	-----	28.45	-----	47.53
GMW-47	11/20/96	75.98	-----	29.43	-----	46.55
GMW-47	07/01/97	75.98	-----	28.34	-----	47.64
GMW-47	12/31/97	75.98	-----	28.90	-----	47.08
GMW-47	05/01/98	75.98	-----	25.79	-----	50.19
GMW-47	05/25/99	75.98	-----	26.91	-----	49.07
GMW-47	05/15/00	75.98	-----	27.61	-----	48.37
GMW-47	11/13/00	75.98	-----	28.13	-----	47.85
GMW-47	02/05/01	75.98	-----	27.17	-----	48.81
GMW-47	05/07/01	75.98	-----	26.71	-----	49.27
GMW-47	04/08/02	75.98	-----	27.21	-----	48.77
GMW-47	09/19/02	75.98	-----	28.50	-----	47.48
GMW-47	10/21/02	75.98	-----	29.04	-----	46.94
GMW-47	04/07/03	75.98	-----	27.82	-----	48.16
GMW-47	10/06/03	75.98	-----	27.44	-----	48.54
GMW-47	04/19/04	75.98	-----	28.27	-----	47.71
GMW-47	11/01/04	75.98	-----	28.60	-----	47.38
GMW-47	02/28/05	75.98	-----	24.87	-----	51.11
GMW-47	05/02/05	75.98	-----	23.17	-----	52.81
GMW-47	03/06/06	75.98	-----	24.67	-----	51.31
GMW-47	05/01/06	75.98	-----	25.16	-----	50.82
GMW-47	08/26/06	75.98	-----	25.62	-----	50.36
GMW-47	12/01/06	75.98	-----	26.15	-----	49.83
GMW-47	03/21/07	75.98	-----	26.30	-----	49.68
GMW-47	04/27/07	75.98	-----	26.71	-----	49.27
GMW-47	08/28/07	75.98	-----	26.74	-----	49.24
GMW-47	11/12/07	75.98	-----	27.12	-----	48.86
GMW-47	02/05/08	75.98	-----	27.75	-----	48.23
GMW-47	04/11/08	75.98	-----	26.93	-----	49.05
GMW-47	07/24/08	75.98	-----	27.49	-----	48.49
GMW-47	10/13/08	75.98	-----	28.19	-----	47.79
GMW-47	02/09/09	75.98	-----	28.07	-----	47.91
GMW-47	04/20/09	75.98	-----	27.66	-----	48.32
GMW-47	07/16/09	75.98	-----	28.22	-----	47.76
GMW-47	07/20/09	75.98	-----	28.10	-----	47.88
GMW-47	10/19/09	75.98	-----	28.48	-----	47.50
GMW-47	01/11/10	75.98	-----	29.10	-----	46.88
GMW-47	04/12/10	75.98	-----	28.52	-----	47.46
GMW-47	01/06/11	75.98	-----	29.05	-----	46.93
GMW-47	04/07/11	75.98	-----	27.50	-----	48.48
GMW-47	07/07/11	75.98	-----	27.83	-----	48.15
GMW-47	10/06/11	75.98	-----	28.41	-----	47.57

APPENDIX C
HISTORICAL GROUNDWATER ELEVATIONS, NOVEMBER 1996 THROUGH NOVEMBER 2022
Defense Fuel Support Point Norwalk
15306 Norwalk Boulevard, Norwalk, California 90650

Well	Date	Top of Casing Elevation (feet MSL)	Depth to Product (feet btc)	Depth to Groundwater (feet btc)	Measured Product Thickness (feet)	Groundwater Elevation (feet MSL)
GMW-47	01/10/12	75.98	-----	28.71	-----	47.27
GMW-47	04/12/12	75.98	-----	29.55	-----	46.43
GMW-47	04/20/12	75.98	-----	29.26	-----	46.72
GMW-47	01/10/13	75.98	-----	30.57	-----	45.41
GMW-47	04/02/13	75.98	-----	30.55	-----	45.43
GMW-47	04/08/13	75.98	-----	30.55	-----	45.43
GMW-47	10/01/13	75.98	-----	31.28	-----	44.70
GMW-47	04/09/14	75.98	-----	31.79	-----	44.19
GMW-47	04/15/14	75.98	-----	31.62	-----	44.36
GMW-47	10/27/14	75.98	-----	32.11	-----	43.87
GMW-47	04/20/15	75.98	-----	32.45	-----	43.53
GMW-47	10/19/15	75.98	-----	33.26	-----	42.72
GMW-47	04/11/16	75.98	-----	33.79	-----	42.19
GMW-47	10/03/16	75.98	-----	34.25	-----	41.73
GMW-47	04/19/17	75.98	-----	33.55	-----	42.43
GMW-47	10/03/17	75.98	-----	34.20	-----	41.78
GMW-47	04/16/18	75.98	-----	34.87	-----	41.11
GMW-47	11/05/18	75.98	-----	35.53	-----	40.45
GMW-47	04/22/19	75.98	-----	33.84	-----	42.14
GMW-47	05/10/19	75.98	-----	34.84	-----	41.14
GMW-47	10/29/19	75.98	-----	34.84	-----	41.14
GMW-47	05/05/20	75.98	-----	34.56	-----	41.42
GMW-47	10/19/20	75.98	-----	34.82	-----	41.16
GMW-47	05/04/21	75.98	-----	35.39	-----	40.59
GMW-47	11/02/21	75.98	-----	35.81	-----	40.17
GMW-47	05/10/22	75.98	-----	35.63	-----	40.35
GMW-47	11/01/22	75.98	-----	36.31	-----	39.67
GMW-48	05/28/96	75.03	-----	27.40	-----	47.63
GMW-48	11/20/96	75.03	-----	28.40	-----	46.63
GMW-48	07/01/97	75.03	27.11	27.58	0.47	NC
GMW-48	12/31/97	75.03	27.37	29.58	2.21	NC
GMW-48	05/01/98	75.03	23.63	24.46	0.83	NC
GMW-48	05/26/99	75.03	25.72	27.01	1.29	NC
GMW-48	05/15/00	75.03	26.31	26.49	0.18	NC
GMW-48	11/13/00	75.03	-----	27.21	-----	47.82
GMW-48	05/07/01	75.03	25.65	26.10	0.45	NC
GMW-48	09/19/02	75.03	-----	26.50	-----	48.53
GMW-48	10/21/02	75.03	-----	27.10	-----	47.93
GMW-48	04/07/03	75.03	25.89	25.90	0.01	NC
GMW-48	10/06/03	75.03	-----	25.59	-----	49.44
GMW-48	04/19/04	75.03	-----	26.41	-----	48.62
GMW-48	11/01/04	75.03	-----	26.90	-----	48.13
GMW-48	02/28/05	75.03	-----	23.00	-----	52.03

APPENDIX C
HISTORICAL GROUNDWATER ELEVATIONS, NOVEMBER 1996 THROUGH NOVEMBER 2022
Defense Fuel Support Point Norwalk
15306 Norwalk Boulevard, Norwalk, California 90650

Well	Date	Top of Casing Elevation (feet MSL)	Depth to Product (feet btc)	Depth to Groundwater (feet btc)	Measured Product Thickness (feet)	Groundwater Elevation (feet MSL)
GMW-48	05/02/05	75.03	-----	20.80	-----	54.23
GMW-48	03/06/06	75.03	-----	23.61	-----	51.42
GMW-48	05/01/06	75.03	-----	23.07	-----	51.96
GMW-48	08/26/06	75.03	-----	23.50	-----	51.53
GMW-48	12/01/06	75.03	-----	24.54	-----	50.49
GMW-48	03/21/07	75.03	-----	24.57	-----	50.46
GMW-48	04/27/07	75.03	-----	24.85	-----	50.18
GMW-48	08/28/07	75.03	-----	24.92	-----	50.11
GMW-48	11/12/07	75.03	-----	25.37	-----	49.66
GMW-48	04/11/08	75.03	-----	25.07	-----	49.96
GMW-48	10/13/08	75.03	-----	26.39	-----	48.64
GMW-48	04/07/10	75.03	-----	26.40	-----	48.63
GMW-48	10/01/10	75.03	-----	26.89	-----	48.14
GMW-48	01/06/11	75.03	-----	27.29	-----	47.74
GMW-48	04/07/11	75.03	-----	25.53	-----	49.50
GMW-48	07/07/11	75.03	-----	25.89	-----	49.14
GMW-48	10/06/11	75.03	-----	26.55	-----	48.48
GMW-48	04/13/12	75.03	-----	27.48	-----	47.55
GMW-48	01/10/13	75.03	-----	28.77	-----	46.26
GMW-48	04/03/13	75.03	-----	28.77	-----	46.26
GMW-48	10/02/13	75.03	-----	29.45	-----	45.58
GMW-48	04/09/14	75.03	-----	29.90	-----	45.13
GMW-48	04/17/14	75.03	-----	29.82	-----	45.21
GMW-48	10/27/14	75.03	-----	30.17	-----	44.86
GMW-48	04/20/15	75.03	-----	30.50	-----	44.53
GMW-48	10/19/15	75.03	-----	31.31	-----	43.72
GMW-48	10/03/16	75.03	-----	37.03	-----	38.00
GMW-48	04/19/17	75.03	-----	36.15	-----	38.88
GMW-48	10/03/17	75.03	-----	36.53	-----	38.50
GMW-48	04/16/18	75.03	-----	37.48	-----	37.55
GMW-48	11/05/18	75.03	-----	38.08	-----	36.95
GMW-48	04/18/19	75.03	-----	35.49	-----	39.54
GMW-48	10/28/19	75.03	-----	37.14	-----	37.89
GMW-48	05/05/20	75.03	-----	37.10	-----	37.93
GMW-48	10/19/20	75.03	-----	37.16	-----	37.87
GMW-48	05/03/21	75.03	-----	38.11	-----	36.92
GMW-48	11/02/21	75.03	-----	38.80	-----	36.23
GMW-48	05/09/22	75.03	-----	38.32	-----	36.71
GMW-48	10/31/22	75.03	-----	39.22	-----	35.81
GMW-50	05/25/99	75.51	-----	26.36	-----	49.15
GMW-50	05/15/00	75.51	-----	27.34	-----	48.17
GMW-50	05/07/01	75.51	25.95	26.26	0.31	NC
GMW-50	09/19/02	75.51	-----	27.82	-----	47.69

APPENDIX C
HISTORICAL GROUNDWATER ELEVATIONS, NOVEMBER 1996 THROUGH NOVEMBER 2022
Defense Fuel Support Point Norwalk
15306 Norwalk Boulevard, Norwalk, California 90650

Well	Date	Top of Casing Elevation (feet MSL)	Depth to Product (feet btc)	Depth to Groundwater (feet btc)	Measured Product Thickness (feet)	Groundwater Elevation (feet MSL)
GMW-50	10/21/02	75.51	-----	28.70	-----	46.81
GMW-50	04/07/03	75.51	-----	27.00	-----	48.51
GMW-50	10/06/03	75.51	-----	26.83	-----	48.68
GMW-50	04/19/04	75.51	-----	27.66	-----	47.85
GMW-50	11/01/04	75.51	-----	28.11	-----	47.40
GMW-50	02/28/05	75.51	-----	23.80	-----	51.71
GMW-50	05/02/05	75.51	-----	22.42	-----	53.09
GMW-50	03/06/06	75.51	-----	24.53	-----	50.98
GMW-50	05/01/06	75.51	-----	24.63	-----	50.88
GMW-50	08/26/06	75.51	-----	25.10	-----	50.41
GMW-50	12/01/06	75.51	-----	25.61	-----	49.90
GMW-50	03/21/07	75.51	-----	25.75	-----	49.76
GMW-50	04/27/07	75.51	-----	26.17	-----	49.34
GMW-50	08/28/07	75.51	-----	26.15	-----	49.36
GMW-50	11/12/07	75.51	-----	26.58	-----	48.93
GMW-50	02/05/08	75.51	-----	27.24	-----	48.27
GMW-50	04/11/08	75.51	-----	26.32	-----	49.19
GMW-50	07/24/08	75.51	-----	26.97	-----	48.54
GMW-50	10/13/08	75.51	-----	27.67	-----	47.84
GMW-50	02/09/09	75.51	-----	27.40	-----	48.11
GMW-50	07/16/09	75.51	-----	27.87	-----	47.64
GMW-50	04/07/10	75.51	-----	27.68	-----	47.83
GMW-50	10/01/10	75.51	-----	28.16	-----	47.35
GMW-50	01/06/11	75.51	-----	28.58	-----	46.93
GMW-50	04/12/12	75.51	-----	29.00	-----	46.51
GMW-50	04/14/16	75.51	-----	33.36	-----	42.15
GMW-51	05/25/99	75.93	-----	26.71	-----	49.22
GMW-51	05/15/00	75.93	-----	27.70	-----	48.23
GMW-51	11/13/00	75.93	-----	27.94	-----	47.99
GMW-51	05/07/01	75.93	26.43	28.44	2.01	NC
GMW-51	09/19/02	75.93	-----	28.22	-----	47.71
GMW-51	10/21/02	75.93	-----	29.13	-----	46.80
GMW-51	04/07/03	75.93	-----	27.55	-----	48.38
GMW-51	10/06/03	75.93	-----	27.15	-----	48.78
GMW-51	04/19/04	75.93	-----	27.99	-----	47.94
GMW-51	11/01/04	75.93	-----	28.47	-----	47.46
GMW-51	02/28/05	75.93	-----	24.24	-----	51.69
GMW-51	05/02/05	75.93	-----	22.61	-----	53.32
GMW-51	03/06/06	75.93	-----	25.02	-----	50.91
GMW-51	05/01/06	75.93	-----	25.04	-----	50.89
GMW-51	08/26/06	75.93	-----	25.51	-----	50.42
GMW-51	12/01/06	75.93	-----	25.98	-----	49.95
GMW-51	03/21/07	75.93	-----	26.12	-----	49.81

APPENDIX C
HISTORICAL GROUNDWATER ELEVATIONS, NOVEMBER 1996 THROUGH NOVEMBER 2022
Defense Fuel Support Point Norwalk
15306 Norwalk Boulevard, Norwalk, California 90650

Well	Date	Top of Casing Elevation (feet MSL)	Depth to Product (feet btc)	Depth to Groundwater (feet btc)	Measured Product Thickness (feet)	Groundwater Elevation (feet MSL)
GMW-51	04/27/07	75.93	-----	26.54	-----	49.39
GMW-51	08/28/07	75.93	-----	26.50	-----	49.43
GMW-51	11/12/07	75.93	-----	26.95	-----	48.98
GMW-51	02/05/08	75.93	-----	27.59	-----	48.34
GMW-51	04/11/08	75.93	-----	26.69	-----	49.24
GMW-51	07/24/08	75.93	-----	27.15	-----	48.78
GMW-51	10/13/08	75.93	-----	28.05	-----	47.88
GMW-51	02/09/09	75.93	-----	27.49	-----	48.44
GMW-51	07/16/09	75.93	-----	28.15	-----	47.78
GMW-51	04/07/10	75.93	-----	28.08	-----	47.85
GMW-51	10/01/10	75.93	-----	28.49	-----	47.44
GMW-51	01/06/11	75.93	-----	28.96	-----	46.97
GMW-51	04/12/12	75.93	-----	29.41	-----	46.52
GMW-52	05/25/99	75.03	-----	25.73	-----	49.30
GMW-52	05/15/00	75.03	-----	26.33	-----	48.70
GMW-52	11/13/00	75.03	-----	26.99	-----	48.04
GMW-52	05/07/01	75.03	-----	25.15	-----	49.88
GMW-52	04/08/02	75.03	-----	26.61	-----	48.42
GMW-52	10/21/02	75.03	-----	27.15	-----	47.88
GMW-52	04/07/03	75.03	-----	26.34	-----	48.69
GMW-52	10/06/03	75.03	-----	26.21	-----	48.82
GMW-52	04/19/04	75.03	-----	26.97	-----	48.06
GMW-52	11/01/04	75.03	-----	27.62	-----	47.41
GMW-52	05/02/05	75.03	-----	21.16	-----	53.87
GMW-52	03/06/06	75.03	-----	23.95	-----	51.08
GMW-52	05/01/06	75.03	-----	23.95	-----	51.08
GMW-52	08/26/06	75.03	-----	24.40	-----	50.63
GMW-52	12/01/06	75.03	-----	24.92	-----	50.11
GMW-52	03/21/07	75.03	-----	25.17	-----	49.86
GMW-52	04/30/07	75.03	-----	25.38	-----	49.65
GMW-52	08/28/07	75.03	-----	25.80	-----	49.23
GMW-52	11/12/07	75.03	-----	25.93	-----	49.10
GMW-52	02/05/08	75.03	-----	26.71	-----	48.32
GMW-52	04/14/08	75.03	-----	25.46	-----	49.57
GMW-52	07/24/08	75.03	-----	25.89	-----	49.14
GMW-52	10/14/08	75.03	-----	26.69	-----	48.34
GMW-52	02/10/09	75.03	-----	26.95	-----	48.08
GMW-52	07/16/09	75.03	-----	27.25	-----	47.78
GMW-52	04/08/10	75.03	-----	26.71	-----	48.32
GMW-52	10/01/10	75.03	-----	27.42	-----	47.61
GMW-52	01/08/11	75.03	-----	27.77	-----	47.26
GMW-52	04/12/12	75.03	-----	28.96	-----	46.07

APPENDIX C
HISTORICAL GROUNDWATER ELEVATIONS, NOVEMBER 1996 THROUGH NOVEMBER 2022
Defense Fuel Support Point Norwalk
15306 Norwalk Boulevard, Norwalk, California 90650

Well	Date	Top of Casing Elevation (feet MSL)	Depth to Product (feet btc)	Depth to Groundwater (feet btc)	Measured Product Thickness (feet)	Groundwater Elevation (feet MSL)
GMW-53	05/25/99	74.90	-----	25.60	-----	49.30
GMW-53	05/15/00	74.90	-----	26.20	-----	48.70
GMW-53	05/07/01	74.90	-----	25.00	-----	49.90
GMW-53	04/08/02	74.90	-----	26.47	-----	48.43
GMW-53	10/21/02	74.90	-----	27.04	-----	47.86
GMW-53	04/07/03	74.90	-----	26.24	-----	48.66
GMW-53	10/06/03	74.90	-----	26.08	-----	48.82
GMW-53	04/19/04	74.90	-----	26.83	-----	48.07
GMW-53	11/01/04	74.90	-----	27.54	-----	47.36
GMW-53	05/02/05	74.90	-----	21.34	-----	53.56
GMW-53	03/06/06	74.90	-----	23.87	-----	51.03
GMW-53	05/01/06	74.90	-----	23.85	-----	51.05
GMW-53	08/26/06	74.90	-----	24.34	-----	50.56
GMW-53	12/01/06	74.90	-----	24.85	-----	50.05
GMW-53	03/21/07	74.90	-----	24.92	-----	49.98
GMW-53	04/30/07	74.90	-----	25.26	-----	49.64
GMW-53	08/28/07	74.90	-----	25.11	-----	49.79
GMW-53	11/12/07	74.90	-----	25.83	-----	49.07
GMW-53	02/05/08	74.90	-----	26.25	-----	48.65
GMW-53	04/14/08	74.90	-----	25.38	-----	49.52
GMW-53	10/14/08	74.90	-----	26.58	-----	48.32
GMW-53	02/10/09	74.90	-----	26.78	-----	48.12
GMW-53	07/16/09	74.90	-----	27.04	-----	47.86
GMW-53	04/08/10	74.90	26.83	26.84	0.01	NC
GMW-53	10/01/10	74.90	-----	27.29	-----	47.61
GMW-53	01/08/11	74.90	-----	27.67	-----	47.23
GMW-53	04/12/12	74.90	-----	28.15	-----	46.75
GMW-54	05/25/99	75.16	-----	26.68	-----	48.48
GMW-54	05/15/00	75.16	-----	27.40	-----	47.76
GMW-54	11/13/00	75.16	-----	26.93	-----	48.23
GMW-54	05/07/01	75.16	-----	25.63	-----	49.53
GMW-54	04/08/02	75.16	-----	27.06	-----	48.10
GMW-54	10/21/02	75.16	-----	27.43	-----	47.73
GMW-54	04/07/03	75.16	-----	26.78	-----	48.38
GMW-54	10/06/03	75.16	-----	26.95	-----	48.21
GMW-54	04/19/04	75.16	-----	28.33	-----	46.83
GMW-54	11/01/04	75.16	-----	28.11	-----	47.05
GMW-54	05/02/05	75.16	-----	22.06	-----	53.10
GMW-54	05/01/06	75.16	-----	24.45	-----	50.71
GMW-54	12/01/06	75.16	-----	25.36	-----	49.80
GMW-54	04/30/07	75.16	-----	25.74	-----	49.42
GMW-54	11/12/07	75.16	-----	26.35	-----	48.81
GMW-54	04/11/08	75.16	-----	25.91	-----	49.25

APPENDIX C
HISTORICAL GROUNDWATER ELEVATIONS, NOVEMBER 1996 THROUGH NOVEMBER 2022
Defense Fuel Support Point Norwalk
15306 Norwalk Boulevard, Norwalk, California 90650

Well	Date	Top of Casing Elevation (feet MSL)	Depth to Product (feet btc)	Depth to Groundwater (feet btc)	Measured Product Thickness (feet)	Groundwater Elevation (feet MSL)
GMW-54	07/24/08	75.16	-----	26.05	-----	49.11
GMW-54	10/14/08	75.16	-----	26.94	-----	48.22
GMW-54	02/10/09	75.16	-----	26.78	-----	48.38
GMW-54	04/08/10	75.16	-----	27.25	-----	47.91
GMW-54	10/01/10	75.16	-----	27.68	-----	47.48
GMW-54	01/07/11	75.16	-----	28.14	-----	47.02
GMW-54	04/12/12	75.16	-----	28.36	-----	46.80
GMW-54	10/02/13	75.16	-----	30.50	-----	44.66
GMW-54	04/07/14	75.16	-----	31.62	-----	43.54
GMW-54	10/27/14	75.16	-----	31.43	-----	43.73
GMW-54	04/20/15	75.16	-----	31.84	-----	43.32
GMW-54	04/19/17	75.16	-----	32.80	-----	42.36
GMW-54	10/03/17	74.73	-----	34.15	-----	40.58
GMW-54	04/16/18	74.73	-----	34.39	-----	40.34
GMW-54	11/05/18	74.73	-----	34.76	-----	39.97
GMW-54	05/10/19	74.73	-----	30.53	-----	44.20
GMW-54	10/28/19	74.73	-----	35.84	-----	38.89
GMW-54	05/05/20	74.73	-----	33.46	-----	41.27
GMW-54	10/19/20	74.73	-----	33.68	-----	41.05
GMW-54	11/02/20	74.73	-----	33.82	-----	40.91
GMW-54	05/03/21	74.73	-----	34.34	-----	40.39
GMW-54	11/02/21	74.73	-----	34.86	-----	39.87
GMW-54	05/10/22	74.73	-----	35.02	-----	39.71
GMW-54	11/01/22	74.73	-----	33.41	-----	41.32
GMW-55	05/25/99	74.60	-----	26.11	-----	48.49
GMW-55	05/15/00	74.60	-----	26.83	-----	47.77
GMW-55	11/13/00	74.60	-----	26.36	-----	48.24
GMW-55	05/07/01	74.60	-----	24.91	-----	49.69
GMW-55	04/08/02	74.60	-----	26.43	-----	48.17
GMW-55	10/21/02	74.60	-----	26.85	-----	47.75
GMW-55	04/07/03	74.60	-----	26.22	-----	48.38
GMW-55	10/06/03	74.60	-----	26.35	-----	48.25
GMW-55	04/19/04	74.60	-----	27.77	-----	46.83
GMW-55	11/01/04	74.60	-----	27.59	-----	47.01
GMW-55	05/02/05	74.60	-----	22.33	-----	52.27
GMW-55	05/01/06	74.60	-----	23.94	-----	50.66
GMW-55	12/01/06	74.60	-----	24.78	-----	49.82
GMW-55	04/30/07	74.60	-----	25.11	-----	49.49
GMW-55	11/12/07	74.60	-----	25.89	-----	48.71
GMW-55	04/11/08	74.60	-----	25.46	-----	49.14
GMW-55	10/14/08	74.60	-----	26.38	-----	48.22
GMW-55	04/20/09	74.60	-----	28.31	-----	46.29
GMW-55	04/08/10	74.60	-----	26.66	-----	47.94

APPENDIX C
HISTORICAL GROUNDWATER ELEVATIONS, NOVEMBER 1996 THROUGH NOVEMBER 2022
Defense Fuel Support Point Norwalk
15306 Norwalk Boulevard, Norwalk, California 90650

Well	Date	Top of Casing Elevation (feet MSL)	Depth to Product (feet btc)	Depth to Groundwater (feet btc)	Measured Product Thickness (feet)	Groundwater Elevation (feet MSL)
GMW-55	10/01/10	74.60	-----	27.15	-----	47.45
GMW-55	01/07/11	74.60	-----	27.61	-----	46.99
GMW-56	07/07/11	76.52	-----	28.45	-----	48.07
GMW-56	10/07/11	76.52	-----	28.98	-----	47.54
GMW-56	04/12/12	76.52	-----	30.04	-----	46.48
GMW-56	01/10/13	76.52	-----	31.05	-----	45.47
GMW-56	04/02/13	76.52	-----	31.04	-----	45.48
GMW-56	10/01/13	76.52	-----	31.78	-----	44.74
GMW-56	04/09/14	76.52	-----	32.40	-----	44.12
GMW-56	04/14/14	76.52	-----	32.28	-----	44.24
GMW-56	10/27/14	76.52	-----	32.77	-----	43.75
GMW-56	04/20/15	76.52	-----	33.10	-----	43.42
GMW-56	04/11/16	76.52	-----	34.33	-----	42.19
GMW-56	10/03/16	76.52	-----	34.73	-----	41.79
GMW-56	04/17/17	76.52	-----	34.19	-----	42.33
GMW-56	10/02/17	76.52	-----	33.32	-----	43.20
GMW-56	04/16/18	76.52	-----	33.90	-----	42.62
GMW-56	11/05/18	76.52	-----	34.56	-----	41.96
GMW-56	04/16/19	76.52	-----	33.88	-----	42.64
GMW-56	10/28/19	76.52	-----	34.09	-----	42.43
GMW-56	05/04/20	76.52	-----	34.06	-----	42.46
GMW-56	10/19/20	76.52	-----	34.19	-----	42.33
GMW-56	11/02/20	76.52	-----	34.31	-----	42.21
GMW-56	05/03/21	76.52	-----	34.69	-----	41.83
GMW-56	11/01/21	76.52	-----	35.04	-----	41.48
GMW-56	05/10/22	76.52	-----	35.21	-----	41.31
GMW-56	11/01/22	76.52	-----	35.45	-----	41.07
GMW-57	07/07/11	76.66	-----	28.53	-----	48.13
GMW-57	10/06/11	76.66	-----	29.12	-----	47.54
GMW-57	01/09/12	76.66	-----	29.48	-----	47.18
GMW-57	04/12/12	76.66	-----	30.15	-----	46.51
GMW-57	04/17/12	76.66	-----	29.85	-----	46.81
GMW-57	01/10/13	76.66	-----	31.18	-----	45.48
GMW-57	04/02/13	76.66	-----	31.18	-----	45.48
GMW-57	04/08/13	76.66	-----	31.04	-----	45.62
GMW-57	10/01/13	76.66	-----	31.88	-----	44.78
GMW-57	04/09/14	76.66	-----	32.34	-----	44.32
GMW-57	04/15/14	76.66	-----	32.02	-----	44.64
GMW-57	10/27/14	76.66	-----	32.69	-----	43.97
GMW-57	04/20/15	76.66	-----	33.02	-----	43.64
GMW-57	10/19/15	76.66	-----	33.84	-----	42.82
GMW-57	04/13/16	76.66	-----	34.43	-----	42.23

APPENDIX C
HISTORICAL GROUNDWATER ELEVATIONS, NOVEMBER 1996 THROUGH NOVEMBER 2022
Defense Fuel Support Point Norwalk
15306 Norwalk Boulevard, Norwalk, California 90650

Well	Date	Top of Casing Elevation (feet MSL)	Depth to Product (feet btc)	Depth to Groundwater (feet btc)	Measured Product Thickness (feet)	Groundwater Elevation (feet MSL)
GMW-57	10/03/16	76.66	-----	34.86	-----	41.80
GMW-57	04/19/17	76.66	-----	34.21	-----	42.45
GMW-57	10/03/17	76.66	-----	34.80	-----	41.86
GMW-57	04/16/18	76.66	-----	35.52	-----	41.14
GMW-57	11/05/18	76.66	-----	36.14	-----	40.52
GMW-57	04/18/19	76.66	-----	35.13	-----	41.53
GMW-57	10/28/19	76.66	-----	35.45	-----	41.21
GMW-57	05/05/20	76.66	-----	35.09	-----	41.57
GMW-57	10/19/20	76.66	-----	35.38	-----	41.28
GMW-57	11/02/20	76.66	-----	35.47	-----	41.19
GMW-57	05/04/21	76.66	-----	36.45	-----	40.21
GMW-57	11/02/21	76.66	-----	36.32	-----	40.34
GMW-57	05/10/22	76.66	-----	35.67	-----	40.99
GMW-57	10/31/22	76.66	-----	36.70	-----	39.96
GMW-58	07/08/11	75.48	-----	26.46	-----	49.02
GMW-58	10/06/11	75.48	-----	27.11	-----	48.37
GMW-58	01/10/12	75.48	-----	27.42	-----	48.06
GMW-58	04/12/12	75.48	-----	28.20	-----	47.28
GMW-58	04/18/12	75.48	-----	27.86	-----	47.62
GMW-58	01/11/13	75.48	-----	29.26	-----	46.22
GMW-58	04/03/13	75.48	-----	29.23	-----	46.25
GMW-58	04/08/13	75.48	-----	29.17	-----	46.31
GMW-58	10/02/13	75.48	-----	29.90	-----	45.58
GMW-58	04/09/14	75.48	-----	30.37	-----	45.11
GMW-58	04/16/14	75.48	-----	30.20	-----	45.28
GMW-58	10/27/14	75.48	-----	30.69	-----	44.79
GMW-58	04/20/15	75.48	-----	31.01	-----	44.47
GMW-58	11/05/15	75.48	32.18	32.25	0.07	NC
GMW-58	04/13/16	75.48	-----	32.42	-----	43.06
GMW-58	04/19/17	75.48	-----	32.08	-----	43.40
GMW-58	10/03/17	75.48	-----	34.22	-----	41.26
GMW-58	04/16/18	75.48	35.11	35.12	0.01	NC
GMW-58	11/05/18	75.48	35.69	35.71	0.02	NC
GMW-58	04/15/19	75.48	34.55	34.56	0.01	NC
GMW-58	10/30/19	75.48	-----	35.01	-----	40.47
GMW-58	05/05/20	75.48	-----	34.01	-----	41.47
GMW-58	10/19/20	75.48	-----	34.72	-----	40.76
GMW-58	05/03/21	75.48	-----	35.93	-----	39.55
GMW-58	11/01/21	75.48	-----	35.98	-----	39.50
GMW-58	05/10/22	75.48	-----	35.20	-----	40.28
GMW-58	10/31/22	75.48	-----	36.93	-----	38.55
GMW-59	07/07/11	75.28	-----	25.69	-----	49.59

APPENDIX C
HISTORICAL GROUNDWATER ELEVATIONS, NOVEMBER 1996 THROUGH NOVEMBER 2022
Defense Fuel Support Point Norwalk
15306 Norwalk Boulevard, Norwalk, California 90650

Well	Date	Top of Casing Elevation (feet MSL)	Depth to Product (feet btc)	Depth to Groundwater (feet btc)	Measured Product Thickness (feet)	Groundwater Elevation (feet MSL)
GMW-59	10/06/11	75.28	-----	26.35	-----	48.93
GMW-59	01/10/12	75.28	-----	26.80	-----	48.48
GMW-59	04/12/12	75.28	27.55	27.56	0.01	NC
GMW-59	04/20/12	75.28	-----	27.28	-----	48.00
GMW-59	01/10/13	75.28	-----	28.60	-----	46.68
GMW-59	04/03/13	75.28	-----	28.62	-----	46.66
GMW-59	04/08/13	75.28	-----	29.02	-----	46.26
GMW-59	10/01/13	75.28	-----	29.35	-----	45.93
GMW-59	04/09/14	75.28	-----	29.65	-----	45.63
GMW-59	04/17/14	75.28	-----	29.65	-----	45.63
GMW-59	10/27/14	75.28	-----	29.92	-----	45.36
GMW-59	04/20/15	75.28	-----	30.26	-----	45.02
GMW-59	10/19/15	75.28	-----	31.31	sheen	43.97
GMW-59	04/13/16	75.28	-----	31.77	-----	43.51
GMW-59	10/03/16	75.28	-----	32.24	-----	43.04
GMW-59	04/19/17	75.28	-----	31.45	-----	43.83
GMW-59	10/03/17	75.28	-----	32.03	-----	43.25
GMW-59	04/16/18	75.28	-----	33.22	-----	42.06
GMW-59	11/05/18	75.28	-----	33.97	-----	41.31
GMW-59	04/18/19	75.28	-----	31.26	-----	44.02
GMW-59	10/28/19	75.28	-----	32.61	-----	42.67
GMW-59	05/05/20	75.28	-----	32.48	-----	42.80
GMW-59	10/19/20	75.28	-----	32.57	-----	42.71
GMW-59	11/02/20	75.28	-----	32.56	-----	42.72
GMW-59	05/04/21	75.28	-----	33.25	-----	42.03
GMW-59	11/02/21	75.28	-----	33.40	-----	41.88
GMW-59	05/10/22	75.28	-----	33.38	-----	41.90
GMW-59	10/31/22	75.28	-----	34.29	-----	40.99
GMW-60	11/01/04	76.24	-----	28.70	-----	47.54
GMW-60	02/28/05	76.24	-----	24.90	-----	51.34
GMW-60	05/02/05	76.24	-----	23.04	-----	53.20
GMW-60	03/06/06	76.24	-----	25.30	-----	50.94
GMW-60	05/01/06	76.24	-----	25.54	-----	50.70
GMW-60	08/26/06	76.24	-----	25.87	-----	50.37
GMW-60	12/01/06	76.24	-----	26.34	-----	49.90
GMW-60	03/21/07	76.24	-----	26.75	-----	49.49
GMW-60	04/27/07	76.24	-----	26.94	-----	49.30
GMW-60	08/28/07	76.24	-----	27.03	-----	49.21
GMW-60	11/12/07	76.24	-----	27.41	-----	48.83
GMW-60	02/05/08	76.24	-----	27.92	-----	48.32
GMW-60	04/11/08	76.24	-----	27.05	-----	49.19
GMW-60	07/24/08	76.24	-----	27.64	-----	48.60
GMW-60	10/13/08	76.24	-----	28.46	-----	47.78

APPENDIX C
HISTORICAL GROUNDWATER ELEVATIONS, NOVEMBER 1996 THROUGH NOVEMBER 2022
Defense Fuel Support Point Norwalk
15306 Norwalk Boulevard, Norwalk, California 90650

Well	Date	Top of Casing Elevation (feet MSL)	Depth to Product (feet btc)	Depth to Groundwater (feet btc)	Measured Product Thickness (feet)	Groundwater Elevation (feet MSL)
GMW-60	02/09/09	76.24	-----	28.27	-----	47.97
GMW-60	04/20/09	76.24	-----	28.21	-----	48.03
GMW-60	07/16/09	76.24	-----	28.37	-----	47.87
GMW-60	07/20/09	76.24	-----	28.61	-----	47.63
GMW-60	10/19/09	76.24	-----	28.81	-----	47.43
GMW-60	01/11/10	76.24	-----	29.53	-----	46.71
GMW-60	04/07/10	76.24	-----	28.54	-----	47.70
GMW-60	04/12/10	76.24	-----	28.04	-----	48.20
GMW-60	01/08/11	76.24	-----	29.09	-----	47.15
GMW-60	04/08/11	76.24	-----	27.53	-----	48.71
GMW-60	07/07/11	76.24	-----	28.02	-----	48.22
GMW-60	10/06/11	76.24	-----	28.65	-----	47.59
GMW-60	01/10/12	76.24	-----	28.46	-----	47.78
GMW-60	04/12/12	76.24	-----	29.65	-----	46.59
GMW-60	04/20/12	76.24	-----	29.47	-----	46.77
GMW-60	01/11/13	76.24	-----	30.65	-----	45.59
GMW-60	04/03/13	76.24	-----	30.62	-----	45.62
GMW-60	04/08/13	76.24	-----	31.28	-----	44.96
GMW-60	10/01/13	76.24	-----	31.35	-----	44.89
GMW-60	04/09/14	76.24	-----	31.78	-----	44.46
GMW-60	04/17/14	76.24	-----	31.42	-----	44.82
GMW-60	10/27/14	76.24	-----	32.15	-----	44.09
GMW-60	04/20/15	76.24	-----	32.42	-----	43.82
GMW-60	10/20/15	76.24	-----	33.34	-----	42.90
GMW-60	04/13/16	76.24	-----	33.91	-----	42.33
GMW-60	10/03/16	76.24	-----	34.37	-----	41.87
GMW-60	04/18/17	76.24	-----	32.92	-----	43.32
GMW-60	10/03/17	76.24	-----	34.21	-----	42.03
GMW-60	04/16/18	76.24	-----	35.03	-----	41.21
GMW-60	11/05/18	76.24	-----	35.70	-----	40.54
GMW-60	04/16/19	76.24	-----	35.61	-----	40.63
GMW-60	10/28/19	76.24	-----	34.85	-----	41.39
GMW-60	05/04/20	76.24	-----	34.44	-----	41.80
GMW-60	10/19/20	76.24	-----	34.72	-----	41.52
GMW-60	11/02/20	76.24	-----	34.84	-----	41.40
GMW-60	05/03/21	76.24	-----	35.53	-----	40.71
GMW-60	11/01/21	76.24	-----	35.50	-----	40.74
GMW-60	05/10/22	76.24	-----	35.58	-----	40.66
GMW-60	10/31/22	76.24	-----	31.78	-----	44.46
GMW-61	11/01/04	75.60	-----	28.02	-----	47.58
GMW-61	02/28/05	75.60	-----	23.81	-----	51.79
GMW-61	05/02/05	75.60	-----	22.18	-----	53.42
GMW-61	03/06/06	75.60	-----	24.53	-----	51.07

APPENDIX C
HISTORICAL GROUNDWATER ELEVATIONS, NOVEMBER 1996 THROUGH NOVEMBER 2022
Defense Fuel Support Point Norwalk
15306 Norwalk Boulevard, Norwalk, California 90650

Well	Date	Top of Casing Elevation (feet MSL)	Depth to Product (feet btc)	Depth to Groundwater (feet btc)	Measured Product Thickness (feet)	Groundwater Elevation (feet MSL)
GMW-61	05/01/06	75.60	-----	24.64	-----	50.96
GMW-61	08/26/06	75.60	-----	25.13	-----	50.47
GMW-61	12/01/06	75.60	-----	25.60	-----	50.00
GMW-61	03/21/07	75.60	-----	26.01	-----	49.59
GMW-61	04/27/07	75.60	-----	26.25	-----	49.35
GMW-61	08/28/07	75.60	-----	26.21	-----	49.39
GMW-61	11/12/07	75.60	-----	26.67	-----	48.93
GMW-61	02/05/08	75.60	-----	27.17	-----	48.43
GMW-61	04/11/08	75.60	-----	26.29	-----	49.31
GMW-61	07/24/08	75.60	-----	27.01	-----	48.59
GMW-61	10/13/08	75.60	-----	27.73	-----	47.87
GMW-61	02/09/09	75.60	-----	27.56	-----	48.04
GMW-61	04/20/09	75.60	-----	27.14	-----	48.46
GMW-61	07/16/09	75.60	-----	27.69	-----	47.91
GMW-61	07/20/09	75.60	-----	27.84	-----	47.76
GMW-61	10/19/09	75.60	-----	28.22	-----	47.38
GMW-61	01/11/10	75.60	-----	28.81	-----	46.79
GMW-61	04/07/10	75.60	-----	27.67	-----	47.93
GMW-61	04/12/10	75.60	-----	27.22	-----	48.38
GMW-61	01/08/11	75.60	-----	28.37	-----	47.23
GMW-61	04/08/11	75.60	-----	26.68	-----	48.92
GMW-61	07/07/11	75.60	-----	27.23	-----	48.37
GMW-61	10/06/11	75.60	-----	27.92	-----	47.68
GMW-61	01/10/12	75.60	-----	28.41	-----	47.19
GMW-61	04/12/12	75.60	-----	29.06	-----	46.54
GMW-61	04/19/12	75.60	-----	28.71	-----	46.89
GMW-61	01/11/13	75.60	-----	30.05	-----	45.55
GMW-61	04/03/13	75.60	-----	30.11	-----	45.49
GMW-61	04/08/13	75.60	-----	30.01	-----	45.59
GMW-61	10/02/13	75.60	-----	30.70	-----	44.90
GMW-61	04/09/14	75.60	-----	31.11	-----	44.49
GMW-61	04/17/14	75.60	-----	30.78	-----	44.82
GMW-61	10/27/14	75.60	-----	31.39	-----	44.21
GMW-61	04/20/15	75.60	-----	31.72	-----	43.88
GMW-61	10/20/15	75.60	32.65	32.67	0.02	NC
GMW-61	04/13/16	75.60	-----	33.20	-----	42.40
GMW-61	10/03/16	76.24	-----	33.72	-----	42.52
GMW-61	04/19/17	76.24	-----	33.65	-----	42.59
GMW-61	10/03/17	75.60	-----	33.46	-----	42.14
GMW-61	04/16/18	75.60	-----	34.51	-----	41.09
GMW-61	11/05/18	75.60	-----	34.99	-----	40.61
GMW-61	04/18/19	75.60	-----	32.91	-----	42.69
GMW-61	10/28/19	75.60	-----	34.54	-----	41.06
GMW-61	05/05/20	75.60	-----	34.06	-----	41.54

APPENDIX C
HISTORICAL GROUNDWATER ELEVATIONS, NOVEMBER 1996 THROUGH NOVEMBER 2022
Defense Fuel Support Point Norwalk
15306 Norwalk Boulevard, Norwalk, California 90650

Well	Date	Top of Casing Elevation (feet MSL)	Depth to Product (feet btc)	Depth to Groundwater (feet btc)	Measured Product Thickness (feet)	Groundwater Elevation (feet MSL)
GMW-61	10/19/20	75.60	-----	34.04	-----	41.56
GMW-61	05/03/21	75.60	-----	34.47	-----	41.13
GMW-61	11/03/21	75.60	-----	35.45	-----	40.15
GMW-61	05/11/22	75.60	-----	35.02	-----	40.58
GMW-61	10/31/22	75.60	-----	33.68	-----	41.92
GMW-62	07/02/07	76.34	-----	27.03	-----	49.31
GMW-62	02/05/08	76.34	-----	27.79	-----	48.55
GMW-62	04/14/08	76.34	-----	26.87	-----	49.47
GMW-62	07/24/08	76.34	-----	27.98	-----	48.36
GMW-62	10/14/08	76.34	-----	28.24	-----	48.10
GMW-62	02/10/09	76.34	-----	28.31	-----	48.03
GMW-62	04/20/09	76.34	-----	27.94	-----	48.40
GMW-62	07/17/09	76.34	-----	28.15	-----	48.19
GMW-62	07/21/09	76.34	-----	28.30	-----	48.04
GMW-62	10/19/09	76.34	-----	29.00	-----	47.34
GMW-62	01/11/10	76.34	-----	29.51	-----	46.83
GMW-62	04/12/10	76.34	-----	28.24	-----	48.10
GMW-62	01/10/11	76.34	28.78	29.08	0.30	NC
GMW-62	04/07/11	76.34	26.89	28.57	1.68	NC
GMW-62	07/07/11	76.34	28.03	28.14	0.11	NC
GMW-62	10/06/11	76.34	28.45	29.39	0.94	NC
GMW-62	01/09/12	76.34	28.97	29.02	0.05	NC
GMW-62	04/12/12	76.34	29.58	29.68	0.10	NC
GMW-62	04/18/12	76.34	29.40	29.46	0.06	NC
GMW-62	01/11/13	76.34	-----	30.62	-----	45.72
GMW-62	04/03/13	76.34	30.42	31.36	0.94	NC
GMW-62	04/08/13	76.34	30.35	32.13	1.78	NC
GMW-62	10/02/13	76.34	31.00	32.33	1.33	NC
GMW-62	04/09/14	76.34	31.02	33.50	2.48	NC
GMW-62	04/15/14	76.34	31.02	33.71	2.69	NC
GMW-62	10/27/14	76.34	32.14	37.77	5.63	NC
GMW-62	04/20/15	76.34	32.97	32.98	0.01	NC
GMW-62	10/20/15	76.34	33.29	33.30	0.01	NC
GMW-62	04/11/16	76.34	34.39	34.40	0.01	NC
GMW-62	10/03/16	76.34	34.72	34.73	0.01	NC
GMW-62	04/17/17	76.34	34.14	34.16	0.02	42.20
GMW-62	10/02/17	76.34	34.21	34.22	0.01	NC
GMW-62	04/16/18	76.34	35.29	35.30	0.01	NC
GMW-62	11/05/18	76.34	-----	35.80	-----	40.54
GMW-62	11/05/18	76.34	-----	35.80	-----	40.54
GMW-62	04/15/19	76.34	-----	34.74	-----	41.60
GMW-62	10/28/19	76.34	-----	35.05	sheen	41.29
GMW-62	05/04/20	76.34	-----	34.75	-----	41.59

APPENDIX C
HISTORICAL GROUNDWATER ELEVATIONS, NOVEMBER 1996 THROUGH NOVEMBER 2022
Defense Fuel Support Point Norwalk
15306 Norwalk Boulevard, Norwalk, California 90650

Well	Date	Top of Casing Elevation (feet MSL)	Depth to Product (feet btc)	Depth to Groundwater (feet btc)	Measured Product Thickness (feet)	Groundwater Elevation (feet MSL)
GMW-62	10/19/20	76.34	-----	34.71	-----	41.63
GMW-62	05/03/21	76.34	-----	35.35	-----	40.99
GMW-62	11/01/21	76.34	-----	35.82	-----	40.52
GMW-62	05/09/22	76.34	-----	35.35	-----	40.99
GMW-62	10/31/22	76.34	-----	36.32	-----	40.02
GMW-63	10/14/08	77.32	-----	29.17	-----	48.15
GMW-63	02/10/09	77.32	-----	29.08	-----	48.24
GMW-63	04/20/09	77.32	-----	28.71	-----	48.61
GMW-63	07/17/09	77.32	-----	29.11	-----	48.21
GMW-63	07/21/09	77.32	-----	29.15	-----	48.17
GMW-63	10/19/09	77.32	-----	29.84	-----	47.48
GMW-63	01/11/10	77.32	-----	30.12	-----	47.20
GMW-63	04/12/10	77.32	-----	29.22	-----	48.10
GMW-63	01/08/11	77.32	-----	29.35	-----	47.97
GMW-63	04/07/11	77.32	-----	28.63	-----	48.69
GMW-63	07/07/11	77.32	-----	29.13	-----	48.19
GMW-63	10/06/11	77.32	-----	29.63	-----	47.69
GMW-63	01/09/12	77.32	-----	29.83	-----	47.49
GMW-63	04/12/12	77.32	-----	30.51	-----	46.81
GMW-63	04/17/12	77.32	-----	30.25	-----	47.07
GMW-63	01/11/13	77.32	-----	31.23	-----	46.09
GMW-63	04/03/13	77.32	-----	31.28	-----	46.04
GMW-63	04/08/13	77.32	-----	31.14	-----	46.18
GMW-63	10/02/13	77.32	-----	31.92	-----	45.40
GMW-63	04/09/14	77.32	-----	32.08	-----	45.24
GMW-63	10/27/14	77.32	-----	32.51	-----	44.81
GMW-63	04/14/14	77.32	-----	32.02	-----	45.30
GMW-63	04/20/15	77.32	-----	32.86	-----	44.46
GMW-63	10/20/15	77.32	-----	33.73	-----	43.59
GMW-63	04/11/16	77.32	-----	34.33	-----	42.99
GMW-63	10/03/16	77.32	-----	34.89	-----	42.43
GMW-63	04/17/17	77.32	-----	34.43	-----	42.89
GMW-63	10/02/17	77.32	-----	34.81	-----	42.51
GMW-63	10/25/17	77.32	-----	34.93	-----	42.39
GMW-63	04/16/18	77.32	-----	35.40	-----	41.92
GMW-63	11/05/18	77.32	-----	35.96	-----	41.36
GMW-63	04/15/19	77.32	-----	35.46	-----	41.86
GMW-63	10/28/19	77.32	-----	35.65	-----	41.67
GMW-63	05/04/20	77.32	-----	36.51	-----	40.81
GMW-63	10/19/20	77.32	-----	35.41	-----	41.91
GMW-63	05/03/21	77.32	-----	35.99	-----	41.33
GMW-63	11/01/21	77.32	-----	36.03	-----	41.29
GMW-63	05/09/22	77.32	-----	36.19	-----	41.13

APPENDIX C
HISTORICAL GROUNDWATER ELEVATIONS, NOVEMBER 1996 THROUGH NOVEMBER 2022
Defense Fuel Support Point Norwalk
15306 Norwalk Boulevard, Norwalk, California 90650

Well	Date	Top of Casing Elevation (feet MSL)	Depth to Product (feet btc)	Depth to Groundwater (feet btc)	Measured Product Thickness (feet)	Groundwater Elevation (feet MSL)
GMW-63	10/31/22	77.32	-----	36.57	-----	40.75
GMW-64	10/14/08	75.84	-----	27.60	-----	48.24
GMW-64	02/10/09	75.84	-----	27.47	-----	48.37
GMW-64	04/20/09	75.84	-----	27.00	-----	48.84
GMW-64	07/17/09	75.84	-----	27.37	-----	48.47
GMW-64	07/21/09	75.84	-----	27.52	-----	48.32
GMW-64	10/19/09	75.84	-----	28.11	-----	47.73
GMW-64	01/11/10	75.84	-----	28.53	-----	47.31
GMW-64	04/12/10	75.84	-----	27.10	-----	48.74
GMW-64	01/08/11	75.84	-----	27.81	-----	48.03
GMW-64	04/07/11	75.84	-----	26.45	-----	49.39
GMW-64	07/07/11	75.84	-----	27.21	-----	48.63
GMW-64	10/06/11	75.84	-----	27.86	-----	47.98
GMW-64	01/09/12	75.84	-----	28.21	-----	47.63
GMW-64	04/12/12	75.84	-----	28.96	-----	46.88
GMW-64	04/17/12	75.84	-----	28.65	-----	47.19
GMW-64	01/11/13	75.84	-----	29.69	-----	46.15
GMW-64	04/03/13	75.84	-----	29.72	-----	46.12
GMW-64	04/08/13	75.84	-----	29.53	-----	46.31
GMW-64	10/02/13	75.84	-----	30.49	-----	45.35
GMW-64	04/09/14	75.84	-----	30.33	-----	45.51
GMW-64	04/14/14	75.84	-----	30.22	-----	45.62
GMW-64	10/27/14	75.84	-----	30.81	-----	45.03
GMW-64	04/20/15	75.84	-----	31.24	-----	44.60
GMW-64	10/20/15	75.84	-----	32.33	-----	43.51
GMW-64	04/11/16	75.84	-----	32.89	-----	42.95
GMW-64	10/03/16	75.84	-----	33.45	-----	42.39
GMW-64	04/17/17	75.84	-----	32.78	-----	43.06
GMW-64	10/02/17	75.84	-----	32.98	-----	42.86
GMW-64	10/25/17	75.84	-----	33.13	-----	42.71
GMW-64	04/16/18	75.84	-----	33.81	-----	42.03
GMW-64	11/05/18	75.84	-----	34.44	-----	41.40
GMW-64	04/15/19	75.84	-----	33.71	-----	42.13
GMW-64	10/28/19	75.84	-----	33.82	-----	42.02
GMW-64	05/04/20	75.84	-----	33.69	-----	42.15
GMW-64	10/19/20	75.84	-----	33.57	-----	42.27
GMW-64	05/03/21	75.84	-----	34.13	-----	41.71
GMW-64	11/01/21	75.84	-----	34.42	-----	41.42
GMW-64	05/09/22	75.84	-----	34.35	-----	41.49
GMW-64	10/31/22	75.84	-----	34.96	-----	40.88
GMW-65	07/17/09	76.78	-----	28.65	-----	48.13
GMW-65	07/21/09	76.78	-----	28.83	-----	47.95

APPENDIX C
HISTORICAL GROUNDWATER ELEVATIONS, NOVEMBER 1996 THROUGH NOVEMBER 2022
Defense Fuel Support Point Norwalk
15306 Norwalk Boulevard, Norwalk, California 90650

Well	Date	Top of Casing Elevation (feet MSL)	Depth to Product (feet btc)	Depth to Groundwater (feet btc)	Measured Product Thickness (feet)	Groundwater Elevation (feet MSL)
GMW-65	10/19/09	76.78	-----	29.60	-----	47.18
GMW-65	01/11/10	76.78	-----	29.80	-----	46.98
GMW-65	04/12/10	76.78	-----	28.68	-----	48.10
GMW-65	01/08/11	76.78	-----	29.39	-----	47.39
GMW-65	04/07/11	76.78	-----	27.98	-----	48.80
GMW-65	07/07/11	76.78	-----	28.63	-----	48.15
GMW-65	10/06/11	76.78	-----	29.18	-----	47.60
GMW-65	01/09/12	76.78	-----	29.43	-----	47.35
GMW-65	04/12/12	76.78	-----	30.15	-----	46.63
GMW-65	04/18/12	76.78	-----	29.85	-----	46.93
GMW-65	01/11/13	76.78	-----	31.08	-----	45.70
GMW-65	04/03/13	76.78	-----	31.07	-----	45.71
GMW-65	04/08/13	76.78	-----	30.92	-----	45.86
GMW-65	10/02/13	76.78	-----	31.75	-----	45.03
GMW-65	04/09/14	76.78	-----	31.87	-----	44.91
GMW-65	04/14/14	76.78	-----	31.68	-----	45.10
GMW-65	10/27/14	76.78	-----	32.35	-----	44.43
GMW-65	04/20/15	76.78	-----	32.68	-----	44.10
GMW-65	10/20/15	76.78	-----	33.54	-----	43.24
GMW-65	04/11/16	76.78	-----	34.19	-----	42.59
GMW-65	10/03/16	76.78	-----	34.75	-----	42.03
GMW-65	04/17/17	76.78	-----	34.43	-----	42.35
GMW-65	10/02/17	76.78	-----	34.51	-----	42.27
GMW-65	10/25/17	76.78	-----	34.78	-----	42.00
GMW-65	04/16/18	76.78	-----	35.22	-----	41.56
GMW-65	11/05/18	76.78	-----	35.85	-----	40.93
GMW-65	04/15/19	76.78	-----	35.16	-----	41.62
GMW-65	10/28/19	76.78	-----	35.32	-----	41.46
GMW-65	05/04/20	76.78	-----	35.16	-----	41.62
GMW-65	10/19/20	76.78	-----	35.13	-----	41.65
GMW-65	05/03/21	76.78	-----	35.56	-----	41.22
GMW-65	11/01/21	76.78	-----	35.91	-----	40.87
GMW-65	05/09/22	76.78	-----	35.99	-----	40.79
GMW-65	10/31/22	76.78	-----	36.18	-----	40.60
GMW-66	10/19/09	77.00	-----	29.73	-----	47.27
GMW-66	04/12/10	77.00	-----	29.64	-----	47.36
GMW-66	04/07/11	77.00	-----	28.63	-----	48.37
GMW-66	07/07/11	77.00	-----	28.96	-----	48.04
GMW-66	10/06/11	77.00	-----	29.48	-----	47.52
GMW-66	04/12/12	77.00	-----	30.46	-----	46.54
GMW-66	04/17/12	77.00	-----	30.11	-----	46.89
GMW-66	01/10/13	77.00	-----	31.36	-----	45.64
GMW-66	04/02/13	77.00	-----	31.34	-----	45.66

APPENDIX C
HISTORICAL GROUNDWATER ELEVATIONS, NOVEMBER 1996 THROUGH NOVEMBER 2022
Defense Fuel Support Point Norwalk
15306 Norwalk Boulevard, Norwalk, California 90650

Well	Date	Top of Casing Elevation (feet MSL)	Depth to Product (feet btc)	Depth to Groundwater (feet btc)	Measured Product Thickness (feet)	Groundwater Elevation (feet MSL)
GMW-66	04/08/13	77.00	-----	31.25	-----	45.75
GMW-66	10/01/13	77.00	-----	32.06	-----	44.94
GMW-66	04/09/14	77.00	-----	32.53	-----	44.47
GMW-66	04/15/14	77.00	-----	32.48	-----	44.52
GMW-66	10/27/14	77.00	-----	32.93	-----	44.07
GMW-66	Well decommissioned in December 2014 prior to remedial excavation					
GMW-66R	10/03/16	79.23	-----	37.35	-----	41.88
GMW-66R	04/17/17	79.23	-----	36.98	-----	42.25
GMW-66R	10/03/17	79.23	-----	37.34	-----	41.89
GMW-66R	04/16/18	79.23	-----	37.92	-----	41.31
GMW-66R	11/05/18	79.23	-----	38.53	-----	40.70
GMW-66R	04/16/19	79.23	-----	37.87	-----	41.36
GMW-66R	10/28/19	79.23	-----	38.05	-----	41.18
GMW-66R	05/04/20	79.23	-----	37.84	-----	41.39
GMW-66R	10/19/20	79.23	-----	38.00	-----	41.23
GMW-66R	11/02/20	79.23	-----	38.08	-----	41.15
GMW-66R	05/03/21	79.23	-----	38.41	-----	40.82
GMW-66R	11/01/21	79.23	-----	38.75	-----	40.48
GMW-66R	05/10/22	79.23	-----	38.93	-----	40.30
GMW-66R	10/31/22	79.23	-----	39.13	-----	40.10
GMW-67	10/20/15	76.00	-----	32.90	-----	43.10
GMW-67	04/11/16	76.00	-----	33.53	-----	42.47
GMW-67	10/03/16	76.00	-----	34.05	-----	41.95
GMW-67	04/17/17	76.00	-----	33.44	-----	42.56
GMW-67	10/02/17	76.00	-----	33.76	-----	42.24
GMW-67	04/16/18	76.00	-----	34.61	-----	41.39
GMW-67	11/05/18	76.00	-----	35.22	-----	40.78
GMW-67	04/15/19	76.00	-----	34.36	-----	41.64
GMW-67	10/28/19	76.00	-----	34.57	-----	41.43
GMW-67	05/04/20	76.00	-----	34.39	-----	41.61
GMW-67	10/19/20	76.00	-----	34.41	-----	41.59
GMW-67	05/03/21	76.00	-----	34.96	-----	41.04
GMW-67	11/01/21	76.00	-----	35.29	-----	40.71
GMW-67	05/09/22	76.00	-----	35.04	-----	40.96
GMW-67	10/31/22	76.00	-----	35.10	-----	40.90
GMW-68	10/20/15	75.52	-----	32.44	-----	43.08
GMW-68	04/11/16	75.52	-----	33.06	-----	42.46
GMW-68	10/03/16	75.52	32.80	35.80	3.00	NC
GMW-68	04/17/17	75.52	32.64	33.62	0.98	NC
GMW-68	10/02/17	75.52	33.28	33.30	0.02	NC
GMW-68	04/16/18	75.52	34.10	34.53	0.43	NC
GMW-68	11/05/18	75.52	34.84	34.86	0.02	NC

APPENDIX C
HISTORICAL GROUNDWATER ELEVATIONS, NOVEMBER 1996 THROUGH NOVEMBER 2022
Defense Fuel Support Point Norwalk
15306 Norwalk Boulevard, Norwalk, California 90650

Well	Date	Top of Casing Elevation (feet MSL)	Depth to Product (feet btc)	Depth to Groundwater (feet btc)	Measured Product Thickness (feet)	Groundwater Elevation (feet MSL)
GMW-68	04/15/19	75.52	33.78	33.79	0.01	NC
GMW-68	10/30/19	75.52	34.03	34.04	0.01	NC
GMW-68	05/05/20	75.52	33.54	33.55	0.01	NC
GMW-68	10/19/20	75.52	33.86	33.88	0.02	NC
GMW-68	05/03/21	75.52	34.44	34.46	0.02	NC
GMW-68	11/01/21	75.52	34.90	34.91	0.01	NC
GMW-68	05/09/22	75.52	-----	34.82	-----	40.70
GMW-68	10/31/22	75.52	-----	35.27	-----	40.25
GMW-69	10/20/15	75.31	-----	32.21	-----	43.10
GMW-69	04/11/16	75.31	-----	32.83	-----	42.48
GMW-69	10/03/16	75.31	-----	33.33	-----	41.98
GMW-69	04/17/17	75.31	-----	32.68	-----	42.63
GMW-69	10/02/17	75.31	-----	32.99	-----	42.32
GMW-69	10/25/17	75.31	-----	33.29	-----	42.02
GMW-69	04/16/18	75.31	-----	33.97	-----	41.34
GMW-69	11/05/18	75.31	-----	34.55	-----	40.76
GMW-69	04/15/19	75.31	-----	33.35	-----	41.96
GMW-69	10/28/19	75.31	-----	33.79	-----	41.52
GMW-69	05/04/20	75.31	-----	33.54	-----	41.77
GMW-69	10/19/20	75.31	-----	33.39	-----	41.92
GMW-69	05/03/21	75.31	-----	34.14	-----	41.17
GMW-69	11/01/21	75.31	-----	34.57	-----	40.74
GMW-69	05/09/22	75.31	-----	34.50	-----	40.81
GMW-69	10/31/22	75.31	-----	34.81	-----	40.50
GMW-O-1	05/28/96	71.45	-----	24.16	-----	47.29
GMW-O-1	11/20/96	71.45	-----	24.51	-----	46.94
GMW-O-1	07/01/97	71.45	-----	24.93	-----	46.52
GMW-O-1	12/31/97	71.45	-----	24.57	-----	46.88
GMW-O-1	05/01/98	71.45	-----	22.51	-----	48.94
GMW-O-1	02/02/99	71.45	-----	21.57	-----	49.88
GMW-O-1	05/05/99	71.45	-----	22.20	-----	49.25
GMW-O-1	08/09/99	71.45	-----	22.52	-----	48.93
GMW-O-1	11/15/99	71.45	-----	22.68	-----	48.77
GMW-O-1	02/29/00	71.45	-----	22.78	-----	48.67
GMW-O-1	05/15/00	71.45	-----	22.75	-----	48.70
GMW-O-1	08/28/00	71.45	-----	23.02	-----	48.43
GMW-O-1	11/13/00	71.45	-----	23.26	-----	48.19
GMW-O-1	02/05/01	71.45	-----	23.01	-----	48.44
GMW-O-1	05/07/01	71.45	-----	22.39	-----	49.06
GMW-O-1	09/18/01	71.45	-----	21.96	-----	49.49
GMW-O-1	11/05/01	71.45	-----	22.18	-----	49.27
GMW-O-1	01/29/02	71.45	-----	22.18	-----	49.27

APPENDIX C
HISTORICAL GROUNDWATER ELEVATIONS, NOVEMBER 1996 THROUGH NOVEMBER 2022
Defense Fuel Support Point Norwalk
15306 Norwalk Boulevard, Norwalk, California 90650

Well	Date	Top of Casing Elevation (feet MSL)	Depth to Product (feet btc)	Depth to Groundwater (feet btc)	Measured Product Thickness (feet)	Groundwater Elevation (feet MSL)
GMW-O-1	04/08/02	71.45	-----	22.51	-----	48.94
GMW-O-1	07/29/02	71.45	-----	22.97	-----	48.48
GMW-O-1	10/21/02	71.45	-----	23.14	-----	48.31
GMW-O-1	01/27/03	71.45	-----	23.03	-----	48.42
GMW-O-1	04/07/03	71.45	-----	23.11	-----	48.34
GMW-O-1	07/30/03	71.45	-----	22.84	-----	48.61
GMW-O-1	10/06/03	71.45	-----	22.76	-----	48.69
GMW-O-1	01/11/04	71.45	-----	23.77	-----	47.68
GMW-O-1	01/27/04	71.45	-----	23.06	-----	48.39
GMW-O-1	04/19/04	71.45	-----	23.45	-----	48.00
GMW-O-1	07/19/04	71.45	-----	23.45	-----	48.00
GMW-O-1	02/01/05	71.45	-----	23.34	-----	48.11
GMW-O-1	05/02/05	71.45	-----	21.02	-----	50.43
GMW-O-1	08/01/05	71.45	-----	20.26	-----	51.19
GMW-O-1	10/31/05	71.45	-----	20.21	-----	51.24
GMW-O-1	02/27/06	71.45	-----	20.52	-----	50.93
GMW-O-1	05/01/06	71.45	-----	20.59	-----	50.86
GMW-O-1	09/18/06	71.45	-----	20.93	-----	50.52
GMW-O-1	12/04/06	71.45	-----	27.16	-----	44.29
GMW-O-1	03/12/07	71.45	-----	21.32	-----	50.13
GMW-O-1	04/30/07	71.45	-----	21.40	-----	50.05
GMW-O-1	08/28/07	71.45	-----	22.50	-----	48.95
GMW-O-1	11/12/07	71.45	-----	21.79	-----	49.66
GMW-O-1	02/19/08	71.45	-----	27.25	-----	44.20
GMW-O-1	04/14/08	71.45	-----	22.15	-----	49.30
GMW-O-1	08/11/08	71.45	-----	22.41	-----	49.04
GMW-O-1	10/13/08	71.45	-----	22.45	-----	49.00
GMW-O-1	04/20/09	71.45	-----	22.41	-----	49.04
GMW-O-1	07/20/09	71.45	-----	23.15	-----	48.30
GMW-O-1	10/19/09	71.45	-----	23.39	-----	48.06
GMW-O-1	03/15/10	71.45	-----	23.90	-----	47.55
GMW-O-1	05/24/10	71.45	-----	23.48	-----	47.97
GMW-O-1	05/28/10	71.45	-----	23.47	-----	47.98
GMW-O-1	10/04/10	71.45	-----	23.71	-----	47.74
GMW-O-1	01/10/11	71.45	-----	24.14	-----	47.31
GMW-O-1	04/11/11	71.45	-----	23.17	-----	48.28
GMW-O-1	07/11/11	71.45	-----	22.88	-----	48.57
GMW-O-1	10/10/11	71.45	-----	22.89	-----	48.56
GMW-O-1	01/09/12	71.45	-----	23.35	-----	48.10
GMW-O-1	04/16/12	71.45	-----	23.86	-----	47.59
GMW-O-1	07/09/12	71.45	-----	24.19	-----	47.26
GMW-O-1	10/15/12	71.45	-----	24.33	-----	47.12
GMW-O-1	01/14/13	71.45	-----	24.88	-----	46.57
GMW-O-1	04/08/13	71.45	-----	25.04	-----	46.41

APPENDIX C
HISTORICAL GROUNDWATER ELEVATIONS, NOVEMBER 1996 THROUGH NOVEMBER 2022
Defense Fuel Support Point Norwalk
15306 Norwalk Boulevard, Norwalk, California 90650

Well	Date	Top of Casing Elevation (feet MSL)	Depth to Product (feet btc)	Depth to Groundwater (feet btc)	Measured Product Thickness (feet)	Groundwater Elevation (feet MSL)
GMW-O-1	10/07/13	71.45	-----	25.72	-----	45.73
GMW-O-1	04/14/14	71.45	-----	26.72	-----	44.73
GMW-O-1	10/27/14	71.45	-----	27.28	-----	44.17
GMW-O-1	04/20/15	71.45	-----	28.02	-----	43.43
GMW-O-1	10/19/15	71.45	-----	28.98	-----	42.47
GMW-O-1	04/11/16	71.45	-----	29.71	-----	41.74
GMW-O-1	10/03/16	71.45	-----	31.20	-----	40.25
GMW-O-1	04/17/17	71.45	-----	29.51	-----	41.94
GMW-O-1	10/02/17	71.45	-----	31.20	-----	40.25
GMW-O-1	04/16/18	71.45	-----	31.56	-----	39.89
GMW-O-1	11/05/18	71.45	-----	31.77	-----	39.68
GMW-O-1	04/16/19	71.45	-----	31.03	-----	40.42
GMW-O-1	10/28/19	71.45	-----	31.86	-----	39.59
GMW-O-1	05/04/20	71.45	-----	30.42	-----	41.03
GMW-O-1	11/02/20	71.45	-----	30.58	-----	40.87
GMW-O-1	05/03/21	71.45	-----	31.10	-----	40.35
GMW-O-1	11/01/21	71.45	-----	31.73	-----	39.72
GMW-O-1	05/09/22	71.45	-----	31.50	-----	39.95
GMW-O-1	10/31/22	71.45	-----	30.68	-----	40.77
GMW-O-2	11/20/96	72.54	-----	25.33	-----	47.21
GMW-O-2	07/01/97	72.54	-----	25.29	-----	47.25
GMW-O-2	12/31/97	72.54	-----	25.32	-----	47.22
GMW-O-2	05/01/98	72.54	-----	23.10	-----	49.44
GMW-O-2	05/05/99	72.54	-----	23.15	-----	49.39
GMW-O-2	08/09/99	72.54	-----	23.39	-----	49.15
GMW-O-2	11/15/99	72.54	-----	23.62	-----	48.92
GMW-O-2	05/15/00	72.54	-----	23.59	-----	48.95
GMW-O-2	11/13/00	72.54	-----	24.11	-----	48.43
GMW-O-2	05/07/01	72.54	-----	23.26	-----	49.28
GMW-O-2	11/05/01	72.54	-----	23.25	-----	49.29
GMW-O-2	04/08/02	72.54	-----	23.52	-----	49.02
GMW-O-2	07/29/02	72.54	-----	24.13	-----	48.41
GMW-O-2	10/21/02	72.54	-----	24.28	-----	48.26
GMW-O-2	01/14/03	72.54	-----	24.23	-----	48.31
GMW-O-2	01/27/03	72.54	-----	24.10	-----	48.44
GMW-O-2	04/07/03	72.54	-----	24.05	-----	48.49
GMW-O-2	07/30/03	72.54	-----	23.75	-----	48.79
GMW-O-2	10/06/03	72.54	-----	23.75	-----	48.79
GMW-O-2	01/11/04	72.54	-----	24.78	-----	47.76
GMW-O-2	01/27/04	72.54	-----	24.09	-----	48.45
GMW-O-2	04/19/04	72.54	-----	24.39	-----	48.15
GMW-O-2	07/19/04	72.54	-----	24.39	-----	48.15
GMW-O-2	02/01/05	72.54	-----	24.06	-----	48.48

APPENDIX C
HISTORICAL GROUNDWATER ELEVATIONS, NOVEMBER 1996 THROUGH NOVEMBER 2022
Defense Fuel Support Point Norwalk
15306 Norwalk Boulevard, Norwalk, California 90650

Well	Date	Top of Casing Elevation (feet MSL)	Depth to Product (feet btc)	Depth to Groundwater (feet btc)	Measured Product Thickness (feet)	Groundwater Elevation (feet MSL)
GMW-O-2	05/02/05	72.54	-----	21.40	-----	51.14
GMW-O-2	08/01/05	72.54	-----	20.97	-----	51.57
GMW-O-2	10/31/05	72.54	-----	21.22	-----	51.32
GMW-O-2	02/27/06	72.54	-----	23.10	-----	49.44
GMW-O-2	05/01/06	72.54	-----	21.59	-----	50.95
GMW-O-2	09/18/06	72.54	-----	22.08	-----	50.46
GMW-O-2	12/04/06	72.54	-----	22.21	-----	50.33
GMW-O-2	03/12/07	72.54	-----	22.50	-----	50.04
GMW-O-2	04/30/07	72.54	-----	22.53	-----	50.01
GMW-O-2	08/28/07	72.54	-----	22.54	-----	50.00
GMW-O-2	11/12/07	72.54	-----	22.96	-----	49.58
GMW-O-2	02/19/08	72.54	-----	23.39	-----	49.15
GMW-O-2	04/14/08	72.54	-----	23.24	-----	49.30
GMW-O-2	08/11/08	72.54	-----	23.57	-----	48.97
GMW-O-2	10/13/08	72.54	-----	23.64	-----	48.90
GMW-O-2	04/20/09	72.54	-----	23.70	-----	48.84
GMW-O-2	07/20/09	72.54	-----	24.40	-----	48.14
GMW-O-2	10/19/09	72.54	-----	24.81	-----	47.73
GMW-O-2	03/15/10	72.54	-----	25.10	-----	47.44
GMW-O-2	05/24/10	72.54	-----	24.48	-----	48.06
GMW-O-2	05/28/10	72.54	-----	24.43	-----	48.11
GMW-O-2	10/04/10	72.54	-----	24.25	-----	48.29
GMW-O-2	01/10/11	72.54	-----	25.13	-----	47.41
GMW-O-2	04/11/11	72.54	-----	24.14	-----	48.40
GMW-O-2	07/11/11	72.54	-----	23.80	-----	48.74
GMW-O-2	10/10/11	72.54	-----	23.98	-----	48.56
GMW-O-2	01/09/12	72.54	-----	24.50	-----	48.04
GMW-O-2	04/16/12	72.54	-----	24.82	-----	47.72
GMW-O-2	07/09/12	72.54	-----	25.21	-----	47.33
GMW-O-2	10/15/12	72.54	-----	25.50	-----	47.04
GMW-O-2	01/14/13	72.54	-----	26.02	-----	46.52
GMW-O-2	04/08/13	72.54	-----	26.12	-----	46.42
GMW-O-2	10/07/13	72.54	-----	26.80	-----	45.74
GMW-O-2	04/14/14	72.54	-----	27.39	-----	45.15
GMW-O-2	10/27/14	72.54	-----	27.90	-----	44.64
GMW-O-2	04/20/15	72.54	-----	28.34	-----	44.20
GMW-O-2	10/19/15	72.54	-----	29.07	-----	43.47
GMW-O-2	04/11/16	72.54	-----	30.20	-----	42.34
GMW-O-2	10/03/16	72.54	-----	31.30	-----	41.24
GMW-O-2	04/17/17	72.54	-----	30.00	-----	42.54
GMW-O-2	10/02/17	72.54	-----	31.39	-----	41.15
GMW-O-2	04/16/18	72.54	-----	31.82	-----	40.72
GMW-O-2	11/05/18	72.54	-----	32.27	-----	40.27
GMW-O-2	04/16/19	72.54	-----	31.49	-----	41.05

APPENDIX C
HISTORICAL GROUNDWATER ELEVATIONS, NOVEMBER 1996 THROUGH NOVEMBER 2022
Defense Fuel Support Point Norwalk
15306 Norwalk Boulevard, Norwalk, California 90650

Well	Date	Top of Casing Elevation (feet MSL)	Depth to Product (feet btc)	Depth to Groundwater (feet btc)	Measured Product Thickness (feet)	Groundwater Elevation (feet MSL)
GMW-O-2	10/28/19	72.54	-----	31.45	-----	41.09
GMW-O-2	05/04/20	72.54	-----	31.04	-----	41.50
GMW-O-2	11/02/20	72.54	-----	30.97	-----	41.57
GMW-O-2	05/03/21	72.54	-----	31.66	-----	40.88
GMW-O-2	11/01/21	72.54	-----	32.58	-----	39.96
GMW-O-2	05/09/22	72.54	-----	32.12	-----	40.42
GMW-O-2	10/31/22	72.54	-----	30.62	-----	41.92
GMW-O-3	05/28/96	72.19	-----	24.19	-----	48.00
GMW-O-3	11/20/96	72.19	-----	24.87	-----	47.32
GMW-O-3	07/01/97	72.19	-----	24.77	-----	47.42
GMW-O-3	12/31/97	72.19	-----	24.80	-----	47.39
GMW-O-3	05/01/98	72.19	-----	22.06	-----	50.13
GMW-O-3	02/03/99	72.19	-----	22.07	-----	50.12
GMW-O-3	05/07/99	72.19	-----	23.11	-----	49.08
GMW-O-3	08/09/99	72.19	-----	23.20	-----	48.99
GMW-O-3	11/15/99	72.19	-----	23.40	-----	48.79
GMW-O-3	02/29/00	72.19	-----	23.45	-----	48.74
GMW-O-3	05/15/00	72.19	-----	23.36	-----	48.83
GMW-O-3	08/28/00	72.19	-----	23.95	-----	48.24
GMW-O-3	11/13/00	72.19	-----	23.90	-----	48.29
GMW-O-3	02/05/01	72.19	-----	23.61	-----	48.58
GMW-O-3	05/07/01	72.19	-----	22.81	-----	49.38
GMW-O-3	09/18/01	72.19	-----	22.55	-----	49.64
GMW-O-3	11/05/01	72.19	-----	22.90	-----	49.29
GMW-O-3	01/29/02	72.19	-----	23.18	-----	49.01
GMW-O-3	04/08/02	72.19	-----	23.18	-----	49.01
GMW-O-3	07/29/02	72.39	-----	24.05	-----	48.34
GMW-O-3	10/21/02	72.19	-----	24.07	-----	48.12
GMW-O-3	01/14/03	72.19	-----	23.90	-----	48.29
GMW-O-3	01/27/03	72.19	-----	23.75	-----	48.44
GMW-O-3	04/07/03	72.19	-----	23.53	-----	48.66
GMW-O-3	07/30/03	72.19	-----	23.35	-----	48.84
GMW-O-3	10/06/03	72.19	-----	23.52	-----	48.67
GMW-O-3	01/11/04	72.19	-----	24.67	-----	47.52
GMW-O-3	01/27/04	72.19	-----	23.79	-----	48.40
GMW-O-3	04/19/04	72.19	-----	24.08	-----	48.11
GMW-O-3	07/19/04	72.19	-----	24.13	-----	48.06
GMW-O-3	02/01/05	72.19	-----	23.52	-----	48.67
GMW-O-3	05/02/05	72.19	-----	20.03	-----	52.16
GMW-O-3	08/01/05	72.19	-----	20.18	-----	52.01
GMW-O-3	10/31/05	72.19	-----	20.56	-----	51.63
GMW-O-3	02/27/06	72.19	-----	21.04	-----	51.15
GMW-O-3	05/01/06	72.19	-----	21.09	-----	51.10

APPENDIX C
HISTORICAL GROUNDWATER ELEVATIONS, NOVEMBER 1996 THROUGH NOVEMBER 2022
Defense Fuel Support Point Norwalk
15306 Norwalk Boulevard, Norwalk, California 90650

Well	Date	Top of Casing Elevation (feet MSL)	Depth to Product (feet btc)	Depth to Groundwater (feet btc)	Measured Product Thickness (feet)	Groundwater Elevation (feet MSL)
GMW-O-3	09/18/06	72.19	-----	21.84	-----	50.35
GMW-O-3	12/04/06	72.19	-----	22.87	-----	49.32
GMW-O-3	03/12/07	72.19	-----	22.22	-----	49.97
GMW-O-3	04/30/07	72.19	-----	22.16	-----	50.03
GMW-O-3	08/28/07	72.19	-----	21.87	-----	50.32
GMW-O-3	11/12/07	72.19	-----	22.52	-----	49.67
GMW-O-3	02/19/08	72.19	-----	23.10	-----	49.09
GMW-O-3	04/14/08	72.19	-----	22.83	-----	49.36
GMW-O-3	08/11/08	72.19	-----	23.26	-----	48.93
GMW-O-3	10/13/08	74.93	-----	23.42	-----	51.51
GMW-O-3	04/20/09	72.19	-----	23.18	-----	49.01
GMW-O-3	07/20/09	72.19	-----	24.21	-----	47.98
GMW-O-3	10/19/09	72.19	-----	24.49	-----	47.70
GMW-O-3	03/15/10	72.19	-----	24.77	-----	47.42
GMW-O-3	05/24/10	72.19	-----	24.00	-----	48.19
GMW-O-3	05/28/10	72.19	-----	23.97	-----	48.22
GMW-O-3	10/04/10	72.19	-----	24.43	-----	47.76
GMW-O-3	01/10/11	72.19	-----	25.17	-----	47.02
GMW-O-3	04/11/11	72.19	-----	23.49	-----	48.70
GMW-O-3	07/11/11	72.19	-----	23.36	-----	48.83
GMW-O-3	10/10/11	72.19	-----	23.70	-----	48.49
GMW-O-3	01/09/12	72.19	-----	24.29	-----	47.90
GMW-O-3	04/16/12	72.19	-----	24.72	-----	47.47
GMW-O-3	07/09/12	72.19	-----	25.29	-----	46.90
GMW-O-3	10/15/12	72.19	-----	25.33	-----	46.86
GMW-O-3	01/14/13	72.19	-----	26.32	-----	45.87
GMW-O-3	04/08/13	72.19	-----	26.19	-----	46.00
GMW-O-3	10/07/13	72.19	-----	26.93	-----	45.26
GMW-O-3	04/14/14	72.19	-----	27.40	-----	44.79
GMW-O-3	10/27/14	72.19	-----	27.79	-----	44.40
GMW-O-3	04/20/15	72.19	-----	28.21	-----	43.98
GMW-O-3	10/19/15	72.19	-----	28.94	-----	43.25
GMW-O-3	04/11/16	72.19	-----	30.51	-----	41.68
GMW-O-3	10/03/16	72.19	-----	31.45	-----	40.74
GMW-O-3	04/17/17	72.19	-----	29.40	-----	42.79
GMW-O-3	10/02/17	72.19	-----	31.55	-----	40.64
GMW-O-3	04/16/18	72.19	-----	31.94	-----	40.25
GMW-O-3	11/05/18	72.19	-----	32.29	-----	39.90
GMW-O-3	04/16/19	72.19	-----	31.23	-----	40.96
GMW-O-3	10/28/19	72.19	-----	31.92	-----	40.27
GMW-O-3	05/04/20	72.19	-----	30.33	-----	41.86
GMW-O-3	11/02/20	72.19	-----	30.50	-----	41.69
GMW-O-3	05/03/21	72.19	-----	31.23	-----	40.96
GMW-O-3	11/01/21	72.19	-----	33.30	-----	38.89

APPENDIX C
HISTORICAL GROUNDWATER ELEVATIONS, NOVEMBER 1996 THROUGH NOVEMBER 2022
Defense Fuel Support Point Norwalk
15306 Norwalk Boulevard, Norwalk, California 90650

Well	Date	Top of Casing Elevation (feet MSL)	Depth to Product (feet btc)	Depth to Groundwater (feet btc)	Measured Product Thickness (feet)	Groundwater Elevation (feet MSL)
GMW-O-3	05/09/22	72.19	-----	31.66	-----	40.53
GMW-O-3	10/31/22	72.19	-----	31.19	-----	41.00
GMW-O-4	05/28/96	71.95	-----	23.69	-----	48.26
GMW-O-4	11/20/96	71.95	-----	24.37	-----	47.58
GMW-O-4	07/01/97	71.95	-----	23.69	-----	48.26
GMW-O-4	12/31/97	71.95	-----	24.25	-----	47.70
GMW-O-4	05/01/98	71.95	-----	20.89	-----	51.06
GMW-O-4	05/06/99	71.95	-----	22.33	-----	49.62
GMW-O-4	08/09/99	71.95	-----	22.55	-----	49.40
GMW-O-4	11/15/99	71.95	-----	22.91	-----	49.04
GMW-O-4	05/15/00	71.95	-----	27.74	-----	44.21
GMW-O-4	11/13/00	71.95	-----	23.38	-----	48.57
GMW-O-4	05/07/01	71.95	-----	21.86	-----	50.09
GMW-O-4	11/05/01	71.95	-----	22.29	-----	49.66
GMW-O-4	04/08/02	71.95	-----	22.71	-----	49.24
GMW-O-4	10/21/02	71.95	-----	23.56	-----	48.39
GMW-O-4	04/07/03	71.95	-----	29.99	-----	41.96
GMW-O-4	10/06/03	71.95	-----	22.75	-----	49.20
GMW-O-4	01/11/04	71.95	-----	24.02	-----	47.93
GMW-O-4	04/19/04	71.95	-----	24.44	-----	47.51
GMW-O-4	05/02/05	71.95	-----	18.86	-----	53.09
GMW-O-4	10/31/05	71.95	-----	19.91	-----	52.04
GMW-O-4	05/01/06	71.95	-----	20.52	-----	51.43
GMW-O-4	12/04/06	71.95	-----	21.17	-----	50.78
GMW-O-4	04/30/07	71.95	-----	21.74	-----	50.21
GMW-O-4	11/12/07	71.95	-----	22.10	-----	49.85
GMW-O-4	04/14/08	71.95	-----	22.28	-----	49.67
GMW-O-4	10/13/08	71.95	-----	22.93	-----	49.02
GMW-O-4	04/20/09	71.95	-----	25.29	-----	46.66
GMW-O-4	10/19/09	71.95	-----	24.14	-----	47.81
GMW-O-4	05/24/10	71.95	-----	23.50	-----	48.45
GMW-O-4	05/28/10	71.95	-----	23.47	-----	48.48
GMW-O-4	10/04/10	71.95	-----	23.97	-----	47.98
GMW-O-4	04/11/11	71.95	-----	23.00	-----	48.95
GMW-O-4	10/10/11	71.95	-----	23.31	-----	48.64
GMW-O-4	04/16/12	71.95	-----	24.45	-----	47.50
GMW-O-4	10/15/12	71.95	-----	25.14	-----	46.81
GMW-O-4	04/08/13	71.95	-----	25.88	-----	46.07
GMW-O-4	10/07/13	71.95	-----	26.51	-----	45.44
GMW-O-4	04/14/14	71.95	-----	26.98	-----	44.97
GMW-O-4	10/27/14	71.95	-----	27.42	-----	44.53
GMW-O-4	04/20/15	71.95	-----	27.79	-----	44.16
GMW-O-4	10/19/15	71.95	-----	28.57	-----	43.38

APPENDIX C
HISTORICAL GROUNDWATER ELEVATIONS, NOVEMBER 1996 THROUGH NOVEMBER 2022
Defense Fuel Support Point Norwalk
15306 Norwalk Boulevard, Norwalk, California 90650

Well	Date	Top of Casing Elevation (feet MSL)	Depth to Product (feet btc)	Depth to Groundwater (feet btc)	Measured Product Thickness (feet)	Groundwater Elevation (feet MSL)
GMW-O-4	04/11/16	71.95	-----	29.80	-----	42.15
GMW-O-4	10/03/16	71.95	-----	30.90	-----	41.05
GMW-O-4	04/17/17	71.95	-----	28.90	-----	43.05
GMW-O-4	10/02/17	71.95	-----	30.44	-----	41.51
GMW-O-4	04/16/18	71.95	-----	31.13	-----	40.82
GMW-O-4	11/05/18	71.95	-----	31.54	-----	40.41
GMW-O-4	04/16/19	71.95	-----	30.33	-----	41.62
GMW-O-4	10/28/19	71.95	-----	31.02	-----	40.93
GMW-O-4	05/04/20	71.95	-----	29.86	-----	42.09
GMW-O-4	11/02/20	71.95	-----	29.70	-----	42.25
GMW-O-4	05/03/21	71.95	-----	30.21	-----	41.74
GMW-O-4	11/01/21	71.95	-----	32.80	-----	39.15
GMW-O-4	05/09/22	71.95	-----	31.27	-----	40.68
GMW-O-4	10/31/22	71.95	-----	31.52	-----	40.43
GMW-O-4 (MID)	05/28/96	72.24	-----	31.73	-----	40.51
GMW-O-4 (MID)	11/20/96	72.24	-----	31.86	-----	40.38
GMW-O-4 (MID)	07/01/97	72.24	-----	29.66	-----	42.58
GMW-O-4 (MID)	12/31/97	72.24	-----	29.41	-----	42.83
GMW-O-4 (MID)	05/01/98	72.24	-----	26.77	-----	45.47
GMW-O-4 (MID)	05/06/99	72.24	-----	27.34	-----	44.90
GMW-O-4 (MID)	08/09/99	72.24	-----	28.59	-----	43.65
GMW-O-4 (MID)	11/15/99	72.24	-----	28.91	-----	43.33
GMW-O-4 (MID)	05/15/00	72.24	-----	28.49	-----	43.75
GMW-O-4 (MID)	11/13/00	72.24	-----	29.82	-----	42.42
GMW-O-4 (MID)	05/07/01	72.24	-----	29.02	-----	43.22
GMW-O-4 (MID)	11/05/01	72.24	-----	30.00	-----	42.24
GMW-O-4 (MID)	04/08/02	72.24	-----	29.80	-----	42.44
GMW-O-4 (MID)	10/21/02	72.24	-----	31.10	-----	41.14
GMW-O-4 (MID)	04/07/03	72.24	-----	30.26	-----	41.98
GMW-O-4 (MID)	10/06/03	72.24	-----	31.12	-----	41.12
GMW-O-4 (MID)	01/11/04	72.24	-----	32.81	-----	39.43
GMW-O-4 (MID)	04/19/04	72.24	-----	37.77	-----	34.47
GMW-O-4 (MID)	05/02/05	72.24	-----	29.73	-----	42.51
GMW-O-4 (MID)	10/31/05	72.24	-----	30.04	-----	42.20
GMW-O-4 (MID)	05/01/06	72.24	-----	28.81	-----	43.43
GMW-O-4 (MID)	12/04/06	72.24	-----	29.09	-----	43.15
GMW-O-4 (MID)	04/30/07	72.24	-----	28.95	-----	43.29
GMW-O-4 (MID)	11/12/07	72.24	-----	29.34	-----	42.90
GMW-O-4 (MID)	04/14/08	72.24	-----	30.10	-----	42.14
GMW-O-4 (MID)	10/13/08	72.24	-----	31.40	-----	40.84
GMW-O-4 (MID)	04/20/09	72.24	-----	31.15	-----	41.09
GMW-O-4 (MID)	10/19/09	72.24	-----	32.71	-----	39.53
GMW-O-4 (MID)	05/24/10	72.24	-----	31.92	-----	40.32

APPENDIX C
HISTORICAL GROUNDWATER ELEVATIONS, NOVEMBER 1996 THROUGH NOVEMBER 2022
Defense Fuel Support Point Norwalk
15306 Norwalk Boulevard, Norwalk, California 90650

Well	Date	Top of Casing Elevation (feet MSL)	Depth to Product (feet btc)	Depth to Groundwater (feet btc)	Measured Product Thickness (feet)	Groundwater Elevation (feet MSL)
GMW-O-4 (MID)	05/28/10	72.24	-----	31.95	-----	40.29
GMW-O-4 (MID)	04/11/11	72.24	-----	31.03	-----	41.21
GMW-O-4 (MID)	10/10/11	72.24	-----	31.36	-----	40.88
GMW-O-4 (MID)	04/16/12	72.24	-----	31.35	-----	40.89
GMW-O-4 (MID)	10/15/12	72.24	-----	32.25	-----	39.99
GMW-O-4 (MID)	04/08/13	72.24	-----	32.81	-----	39.43
GMW-O-5	05/28/96	72.36	-----	24.10	-----	48.26
GMW-O-5	11/20/96	72.36	-----	24.88	-----	47.48
GMW-O-5	07/01/97	72.36	-----	24.13	-----	48.23
GMW-O-5	12/31/97	72.36	-----	24.72	-----	47.64
GMW-O-5	05/01/98	72.36	-----	21.22	-----	51.14
GMW-O-5	02/03/99	72.36	-----	22.11	-----	50.25
GMW-O-5	05/03/99	72.36	-----	22.90	-----	49.46
GMW-O-5	08/09/99	72.36	-----	23.14	-----	49.22
GMW-O-5	11/15/99	72.36	-----	23.50	-----	48.86
GMW-O-5	02/29/00	72.36	-----	23.55	-----	48.81
GMW-O-5	05/15/00	72.36	-----	23.33	-----	49.03
GMW-O-5	08/28/00	72.36	-----	23.95	-----	48.41
GMW-O-5	11/13/00	72.36	-----	23.98	-----	48.38
GMW-O-5	02/05/01	72.36	-----	23.66	-----	48.70
GMW-O-5	05/07/01	72.36	-----	22.32	-----	50.04
GMW-O-5	09/18/01	72.36	-----	22.47	-----	49.89
GMW-O-5	11/05/01	72.36	-----	22.79	-----	49.57
GMW-O-5	01/29/02	72.36	-----	22.83	-----	49.53
GMW-O-5	04/08/02	72.36	-----	23.25	-----	49.11
GMW-O-5	10/21/02	72.36	-----	24.10	-----	48.26
GMW-O-5	01/14/03	72.36	-----	23.98	-----	48.38
GMW-O-5	04/07/03	72.36	-----	23.45	-----	48.91
GMW-O-5	10/06/03	72.36	-----	23.28	-----	49.08
GMW-O-5	01/11/04	72.36	-----	24.57	-----	47.79
GMW-O-5	04/19/04	72.36	-----	23.94	-----	48.42
GMW-O-5	05/02/05	72.36	-----	19.09	-----	53.27
GMW-O-5	10/31/05	72.36	-----	20.41	-----	51.95
GMW-O-5	05/01/06	72.36	-----	20.96	-----	51.40
GMW-O-5	12/04/06	72.36	-----	21.86	-----	50.50
GMW-O-5	04/30/07	72.36	-----	22.18	-----	50.18
GMW-O-5	08/29/07	72.36	-----	28.19	-----	44.17
GMW-O-5	11/12/07	72.36	-----	22.61	-----	49.75
GMW-O-5	04/14/08	72.36	-----	22.72	-----	49.64
GMW-O-5	10/13/08	72.36	-----	23.42	-----	48.94
GMW-O-5	04/20/09	72.36	-----	23.34	-----	49.02
GMW-O-5	10/19/09	72.36	-----	25.21	-----	47.15
GMW-O-5	05/24/10	72.36	-----	24.02	-----	48.34

APPENDIX C
HISTORICAL GROUNDWATER ELEVATIONS, NOVEMBER 1996 THROUGH NOVEMBER 2022
Defense Fuel Support Point Norwalk
15306 Norwalk Boulevard, Norwalk, California 90650

Well	Date	Top of Casing Elevation (feet MSL)	Depth to Product (feet btc)	Depth to Groundwater (feet btc)	Measured Product Thickness (feet)	Groundwater Elevation (feet MSL)
GMW-O-5	05/28/10	72.36	-----	23.90	-----	48.46
GMW-O-5	10/04/10	72.36	-----	24.52	-----	47.84
GMW-O-5	04/11/11	72.36	-----	23.46	-----	48.90
GMW-O-5	10/10/11	72.36	-----	23.93	-----	48.43
GMW-O-5	04/16/12	72.36	-----	29.00	-----	43.36
GMW-O-5	10/15/12	72.36	-----	25.68	-----	46.68
GMW-O-5	04/08/13	72.36	-----	26.50	-----	45.86
GMW-O-5	10/07/13	72.36	-----	27.00	-----	45.36
GMW-O-5	04/14/14	72.36	-----	27.53	-----	44.83
GMW-O-5	10/27/14	72.36	-----	27.95	-----	44.41
GMW-O-5	04/20/15	72.36	-----	28.31	-----	44.05
GMW-O-5	10/19/15	72.36	-----	29.09	-----	43.27
GMW-O-5	04/11/16	72.36	-----	30.30	-----	42.06
GMW-O-5	10/03/16	72.36	-----	31.43	-----	40.93
GMW-O-5	04/17/17	72.36	-----	29.23	-----	43.13
GMW-O-5	10/02/17	72.36	-----	31.08	-----	41.28
GMW-O-5	04/16/18	72.36	-----	31.75	-----	40.61
GMW-O-5	11/05/18	72.36	-----	32.13	-----	40.23
GMW-O-5	04/16/19	72.36	-----	30.68	-----	41.68
GMW-O-5	10/28/19	72.36	-----	31.63	-----	40.73
GMW-O-5	05/04/20	72.36	-----	30.36	-----	42.00
GMW-O-5	11/02/20	72.36	-----	30.00	-----	42.36
GMW-O-5	05/03/21	72.36	-----	31.27	-----	41.09
GMW-O-5	11/01/21	72.36	-----	33.81	-----	38.55
GMW-O-5	05/09/22	72.36	-----	31.71	-----	40.65
GMW-O-5	10/31/22	72.36	-----	32.20	-----	40.16
GMW-O-6	05/28/96	71.41	-----	23.19	-----	48.22
GMW-O-6	11/20/96	71.41	-----	23.59	-----	47.82
GMW-O-6	07/01/97	71.41	-----	23.28	-----	48.13
GMW-O-6	12/31/97	71.41	-----	23.78	-----	47.63
GMW-O-6	05/01/98	71.41	-----	20.81	-----	50.60
GMW-O-6	05/05/99	71.41	-----	21.24	-----	50.17
GMW-O-6	08/09/99	71.41	-----	21.58	-----	49.83
GMW-O-6	11/15/99	71.41	-----	21.98	-----	49.43
GMW-O-6	05/15/00	71.41	-----	21.86	-----	49.55
GMW-O-6	11/13/00	71.41	-----	27.25	-----	44.16
GMW-O-6	05/07/01	71.41	-----	21.23	-----	50.18
GMW-O-6	11/05/01	71.41	-----	21.55	-----	49.86
GMW-O-6	04/08/02	71.41	-----	21.95	-----	49.46
GMW-O-6	10/21/02	71.41	-----	22.67	-----	48.74
GMW-O-6	01/14/03	71.41	-----	22.82	-----	48.59
GMW-O-6	04/07/03	71.41	-----	22.49	-----	48.92
GMW-O-6	10/06/03	71.41	-----	22.02	-----	49.39

APPENDIX C
HISTORICAL GROUNDWATER ELEVATIONS, NOVEMBER 1996 THROUGH NOVEMBER 2022
Defense Fuel Support Point Norwalk
15306 Norwalk Boulevard, Norwalk, California 90650

Well	Date	Top of Casing Elevation (feet MSL)	Depth to Product (feet btc)	Depth to Groundwater (feet btc)	Measured Product Thickness (feet)	Groundwater Elevation (feet MSL)
GMW-O-6	01/11/04	71.41	-----	23.01	-----	48.40
GMW-O-6	04/19/04	71.41	-----	22.69	-----	48.72
GMW-O-6	05/02/05	71.41	-----	19.45	-----	51.96
GMW-O-6	10/31/05	71.41	-----	19.74	-----	51.67
GMW-O-6	05/01/06	71.41	-----	20.33	-----	51.08
GMW-O-6	12/04/06	71.41	-----	20.89	-----	50.52
GMW-O-6	04/30/07	71.41	-----	21.23	-----	50.18
GMW-O-6	11/12/07	71.41	-----	21.55	-----	49.86
GMW-O-6	04/14/08	71.41	-----	21.63	-----	49.78
GMW-O-6	10/13/08	71.41	-----	22.20	-----	49.21
GMW-O-6	04/20/09	71.41	-----	22.18	-----	49.23
GMW-O-6	10/19/09	71.41	-----	22.98	-----	48.43
GMW-O-6	05/24/10	71.41	-----	22.77	-----	48.64
GMW-O-6	05/28/10	71.41	-----	22.94	-----	48.47
GMW-O-6	10/04/10	71.41	-----	23.15	-----	48.26
GMW-O-6	04/11/11	71.41	-----	22.48	-----	48.93
GMW-O-6	10/10/11	71.41	-----	22.45	-----	48.96
GMW-O-6	04/16/12	71.41	-----	23.18	-----	48.23
GMW-O-6	10/15/12	71.41	-----	23.41	-----	48.00
GMW-O-6	04/08/13	71.41	-----	24.36	-----	47.05
GMW-O-6	10/07/13	71.41	-----	25.31	-----	46.10
GMW-O-6	04/28/14	71.41	-----	25.98	-----	45.43
GMW-O-6	10/27/14	71.41	-----	26.27	-----	45.14
GMW-O-6	04/20/15	71.41	-----	26.10	-----	45.31
GMW-O-6	10/19/15	71.41	-----	27.50	-----	43.91
GMW-O-6	04/11/16	71.41	-----	28.41	-----	43.00
GMW-O-6	10/03/16	71.41	-----	29.00	-----	42.41
GMW-O-6	04/17/17	71.41	-----	28.60	-----	42.81
GMW-O-6	10/02/17	71.41	-----	29.11	-----	42.30
GMW-O-6	04/16/18	71.41	-----	29.63	-----	41.78
GMW-O-6	11/05/18	71.41	-----	30.25	-----	41.16
GMW-O-6	04/16/19	71.41	-----	29.72	-----	41.69
GMW-O-6	10/28/19	71.41	-----	29.93	-----	41.48
GMW-O-6	05/04/20	71.41	-----	29.38	-----	42.03
GMW-O-6	11/02/20	71.41	-----	29.43	-----	41.98
GMW-O-6	05/03/21	71.41	-----	30.01	-----	41.40
GMW-O-6	11/01/21	71.41	-----	30.82	-----	40.59
GMW-O-6	05/09/22	71.41	-----	30.54	-----	40.87
GMW-O-6	10/31/22	71.41	-----	30.30	-----	41.11
GMW-O-7	05/07/99	70.98	-----	20.17	-----	50.81
GMW-O-7	08/09/99	70.98	-----	20.36	-----	50.62
GMW-O-7	11/15/99	70.98	-----	20.76	-----	50.22
GMW-O-7	05/15/00	70.98	-----	23.52	-----	47.46

APPENDIX C
HISTORICAL GROUNDWATER ELEVATIONS, NOVEMBER 1996 THROUGH NOVEMBER 2022
Defense Fuel Support Point Norwalk
15306 Norwalk Boulevard, Norwalk, California 90650

Well	Date	Top of Casing Elevation (feet MSL)	Depth to Product (feet btc)	Depth to Groundwater (feet btc)	Measured Product Thickness (feet)	Groundwater Elevation (feet MSL)
GMW-O-7	11/13/00	70.98	-----	21.18	-----	49.80
GMW-O-7	05/07/01	70.98	-----	20.21	-----	50.77
GMW-O-7	11/05/01	70.98	-----	20.51	-----	50.47
GMW-O-7	04/08/02	70.98	-----	21.38	-----	49.60
GMW-O-7	10/21/02	70.98	-----	21.59	-----	49.39
GMW-O-7	04/07/03	70.98	-----	21.55	-----	49.43
GMW-O-7	10/06/03	70.98	-----	21.20	-----	49.78
GMW-O-7	01/11/04	70.98	-----	22.16	-----	48.82
GMW-O-7	04/19/04	70.98	-----	21.75	-----	49.23
GMW-O-7	05/02/05	70.98	-----	18.83	-----	52.15
GMW-O-7	10/31/05	70.98	-----	19.16	-----	51.82
GMW-O-7	05/01/06	70.98	-----	19.42	-----	51.56
GMW-O-7	12/04/06	70.98	-----	19.92	-----	51.06
GMW-O-7	04/30/07	70.98	-----	20.32	-----	50.66
GMW-O-7	11/12/07	70.98	-----	20.93	-----	50.05
GMW-O-7	10/13/08	70.98	-----	21.43	-----	49.55
GMW-O-7	04/20/09	70.98	-----	21.49	-----	49.49
GMW-O-7	10/19/09	70.98	-----	21.91	-----	49.07
GMW-O-7	05/24/10	70.98	-----	21.90	-----	49.08
GMW-O-7	05/28/10	70.98	-----	21.95	-----	49.03
GMW-O-7	10/04/10	70.98	-----	22.25	-----	48.73
GMW-O-7	04/11/11	70.98	-----	21.59	-----	49.39
GMW-O-7	10/10/11	70.98	-----	21.70	-----	49.28
GMW-O-7	04/16/12	70.98	-----	22.40	-----	48.58
GMW-O-7	10/15/12	70.98	-----	22.83	-----	48.15
GMW-O-7	04/08/13	70.98	-----	23.90	-----	47.08
GMW-O-7	10/07/13	70.98	-----	24.12	-----	46.86
GMW-O-7	04/14/14	70.98	-----	24.90	-----	46.08
GMW-O-7	10/27/14	70.98	-----	25.59	-----	45.39
GMW-O-7	04/20/15	70.98	-----	26.09	-----	44.89
GMW-O-7	10/19/15	70.98	-----	26.63	-----	44.35
GMW-O-7	04/11/16	70.98	-----	27.40	-----	43.58
GMW-O-7	10/03/16	70.98	-----	28.10	-----	42.88
GMW-O-7	04/17/17	70.98	-----	28.40	-----	42.58
GMW-O-7	10/02/17	70.98	-----	28.18	-----	42.80
GMW-O-7	04/16/18	70.98	-----	28.61	-----	42.37
GMW-O-7	11/05/18	70.98	-----	29.15	-----	41.83
GMW-O-7	04/16/19	70.98	-----	28.82	-----	42.16
GMW-O-7	10/28/19	70.98	-----	DRY (29.00)	-----	-----
GMW-O-7	05/04/20	70.98	-----	28.52	-----	42.46
GMW-O-7	11/02/20	70.98	-----	28.59	-----	42.39
GMW-O-7	05/03/21	70.98	-----	29.30	-----	41.68
GMW-O-7	11/01/21	70.98	-----	29.75	-----	41.23
GMW-O-7	05/09/22	70.98	-----	29.82	-----	41.16

APPENDIX C
HISTORICAL GROUNDWATER ELEVATIONS, NOVEMBER 1996 THROUGH NOVEMBER 2022
Defense Fuel Support Point Norwalk
15306 Norwalk Boulevard, Norwalk, California 90650

Well	Date	Top of Casing Elevation (feet MSL)	Depth to Product (feet btc)	Depth to Groundwater (feet btc)	Measured Product Thickness (feet)	Groundwater Elevation (feet MSL)
GMW-O-7	10/31/22	70.98	-----	29.99	-----	40.99
GMW-O-8	05/28/96	70.91	-----	23.35	-----	47.56
GMW-O-8	11/20/96	70.91	-----	23.49	-----	47.42
GMW-O-8	07/01/97	70.91	-----	23.25	-----	47.66
GMW-O-8	12/31/97	70.91	-----	23.89	-----	47.02
GMW-O-8	05/01/98	70.91	-----	21.52	-----	49.39
GMW-O-8	05/03/99	70.91	-----	21.00	-----	49.91
GMW-O-8	08/09/99	70.91	-----	21.20	-----	49.71
GMW-O-8	11/15/99	70.91	-----	21.48	-----	49.43
GMW-O-8	05/15/00	70.91	-----	21.60	-----	49.31
GMW-O-8	11/13/00	70.91	-----	29.81	-----	41.10
GMW-O-8	05/07/01	70.91	-----	21.30	-----	49.61
GMW-O-8	11/05/01	70.91	-----	21.13	-----	49.78
GMW-O-8	04/08/02	70.91	-----	21.36	-----	49.55
GMW-O-8	10/21/02	70.91	-----	22.00	-----	48.91
GMW-O-8	01/14/03	70.91	-----	22.25	-----	48.66
GMW-O-8	04/07/03	70.91	-----	22.19	-----	48.72
GMW-O-8	10/06/03	70.91	-----	21.76	-----	49.15
GMW-O-8	01/11/04	70.91	-----	22.58	-----	48.33
GMW-O-8	04/19/04	70.91	-----	22.33	-----	48.58
GMW-O-8	05/02/05	70.91	-----	20.09	-----	50.82
GMW-O-8	10/31/05	70.91	-----	19.38	-----	51.53
GMW-O-8	05/01/06	70.91	-----	19.77	-----	51.14
GMW-O-8	12/04/06	70.91	-----	20.17	-----	50.74
GMW-O-8	04/30/07	70.91	-----	20.54	-----	50.37
GMW-O-8	11/12/07	70.91	-----	20.91	-----	50.00
GMW-O-8	04/14/08	70.91	-----	21.27	-----	49.64
GMW-O-8	10/13/08	70.91	-----	21.57	-----	49.34
GMW-O-8	04/20/09	70.91	-----	21.80	-----	49.11
GMW-O-8	10/19/09	70.91	-----	22.41	-----	48.50
GMW-O-8	05/24/10	70.91	-----	22.50	-----	48.41
GMW-O-8	05/28/10	70.91	-----	22.41	-----	48.50
GMW-O-8	10/04/10	70.91	-----	22.60	-----	48.31
GMW-O-8	04/11/11	70.91	-----	22.24	-----	48.67
GMW-O-8	10/10/11	70.91	-----	21.71	-----	49.20
GMW-O-8	04/16/12	70.91	-----	22.54	-----	48.37
GMW-O-8	10/15/12	70.91	-----	22.87	-----	48.04
GMW-O-8	04/08/13	70.91	-----	23.64	-----	47.27
GMW-O-8	10/07/13	70.91	-----	24.53	-----	46.38
GMW-O-8	04/14/14	70.91	-----	25.21	-----	45.70
GMW-O-8	10/27/14	70.91	-----	25.74	-----	45.17
GMW-O-8	04/20/15	70.91	-----	26.39	-----	44.52
GMW-O-8	10/19/15	70.91	-----	27.53	-----	43.38

APPENDIX C
HISTORICAL GROUNDWATER ELEVATIONS, NOVEMBER 1996 THROUGH NOVEMBER 2022
Defense Fuel Support Point Norwalk
15306 Norwalk Boulevard, Norwalk, California 90650

Well	Date	Top of Casing Elevation (feet MSL)	Depth to Product (feet btc)	Depth to Groundwater (feet btc)	Measured Product Thickness (feet)	Groundwater Elevation (feet MSL)
GMW-O-8	04/11/16	70.91	-----	28.47	-----	42.44
GMW-O-8	10/03/16	70.91	-----	29.51	-----	41.40
GMW-O-8	04/17/17	70.91	-----	29.20	-----	41.71
GMW-O-8	10/02/17	70.91	-----	29.85	-----	41.06
GMW-O-8	04/16/18	70.91	-----	30.23	-----	40.68
GMW-O-8	11/05/18	70.91	-----	30.70	-----	40.21
GMW-O-8	04/16/19	70.91	-----	30.10	-----	40.81
GMW-O-8	10/28/19	70.91	-----	30.55	-----	40.36
GMW-O-8	05/04/20	70.91	-----	29.93	-----	40.98
GMW-O-8	11/02/20	70.91	-----	29.81	-----	41.10
GMW-O-8	05/03/21	70.91	-----	30.42	-----	40.49
GMW-O-8	11/01/21	70.91	-----	31.16	-----	39.75
GMW-O-8	05/09/22	70.91	-----	30.96	-----	39.95
GMW-O-8	10/31/22	70.91	-----	29.40	-----	41.51
GMW-O-9	05/28/96	73.50	-----	25.93	-----	47.57
GMW-O-9	11/20/96	73.50	-----	26.53	-----	46.97
GMW-O-9	07/01/97	73.50	-----	26.90	-----	46.60
GMW-O-9	12/31/97	73.50	-----	26.30	-----	47.20
GMW-O-9	05/01/98	73.50	-----	24.05	-----	49.45
GMW-O-9	05/04/99	73.50	-----	24.39	-----	49.11
GMW-O-9	08/09/99	73.50	-----	24.96	-----	48.54
GMW-O-9	11/15/99	73.50	-----	24.91	-----	48.59
GMW-O-9	05/15/00	73.50	-----	24.93	-----	48.57
GMW-O-9	11/13/00	73.50	-----	25.61	-----	47.89
GMW-O-9	05/07/01	73.50	-----	24.54	-----	48.96
GMW-O-9	11/05/01	73.50	-----	24.55	-----	48.95
GMW-O-9	04/08/02	73.50	-----	30.07	-----	43.43
GMW-O-9	10/21/02	73.50	-----	25.62	-----	47.88
GMW-O-9	04/07/03	73.50	-----	25.13	-----	48.37
GMW-O-9	10/06/03	73.50	-----	24.92	-----	48.58
GMW-O-9	01/11/04	73.50	-----	26.12	-----	47.38
GMW-O-9	04/19/04	73.50	-----	25.74	-----	47.76
GMW-O-9	05/02/05	73.50	-----	22.61	-----	50.89
GMW-O-9	10/31/05	73.50	-----	22.14	-----	51.36
GMW-O-9	05/05/06	73.50	-----	23.61	-----	49.89
GMW-O-9	12/04/06	73.50	-----	23.84	-----	49.66
GMW-O-9	04/30/07	73.50	-----	23.52	-----	49.98
GMW-O-9	11/12/07	73.50	-----	23.94	-----	49.56
GMW-O-9	04/14/08	73.50	-----	24.31	-----	49.19
GMW-O-9	10/13/08	73.50	-----	24.71	-----	48.79
GMW-O-9	04/20/09	73.50	-----	24.86	-----	48.64
GMW-O-9	10/19/09	73.50	-----	25.86	-----	47.64
GMW-O-9	05/24/10	73.50	-----	25.57	-----	47.93

APPENDIX C

HISTORICAL GROUNDWATER ELEVATIONS, NOVEMBER 1996 THROUGH NOVEMBER 2022

Defense Fuel Support Point Norwalk

15306 Norwalk Boulevard, Norwalk, California 90650

Well	Date	Top of Casing Elevation (feet MSL)	Depth to Product (feet btc)	Depth to Groundwater (feet btc)	Measured Product Thickness (feet)	Groundwater Elevation (feet MSL)
GMW-O-9	05/28/10	73.50	-----	25.50	-----	48.00
GMW-O-9	10/04/10	73.50	-----	25.89	-----	47.61
GMW-O-9	01/10/11	73.50	-----	26.69	-----	46.81
GMW-O-9	04/11/11	73.50	-----	25.17	-----	48.33
GMW-O-9	10/10/11	73.50	-----	25.16	-----	48.34
GMW-O-9	01/09/12	73.50	-----	26.02	-----	47.48
GMW-O-9	04/16/12	73.50	-----	26.13	-----	47.37
GMW-O-9	07/09/12	73.50	-----	26.91	-----	46.59
GMW-O-9	10/15/12	73.50	-----	26.74	-----	46.76
GMW-O-9	01/14/13	73.50	-----	26.82	-----	46.68
GMW-O-9	04/08/13	73.50	-----	27.63	-----	45.87
GMW-O-9	10/07/13	73.50	-----	28.31	-----	45.19
GMW-O-9	04/14/14	73.50	-----	28.81	-----	44.69
GMW-O-9	10/27/14	73.50	-----	29.24	-----	44.26
GMW-O-9	04/20/15	73.50	-----	29.75	-----	43.75
GMW-O-9	10/19/15	73.50	-----	30.33	-----	43.17
GMW-O-9	04/11/16	73.50	-----	31.62	-----	41.88
GMW-O-9	10/03/16	73.50	-----	33.03	-----	40.47
GMW-O-9	04/17/17	73.50	-----	31.25	-----	42.25
GMW-O-9	10/02/17	73.50	-----	33.25	-----	40.25
GMW-O-9	04/16/18	73.50	-----	33.56	-----	39.94
GMW-O-9	11/05/18	73.50	-----	33.98	-----	39.52
GMW-O-9	04/16/19	73.50	-----	32.94	-----	40.56
GMW-O-9	10/28/19	73.50	-----	34.58	-----	38.92
GMW-O-9	05/04/20	73.50	-----	32.06	-----	41.44
GMW-O-9	11/02/20	73.50	-----	32.16	-----	41.34
GMW-O-9	05/03/21	73.50	-----	32.83	-----	40.67
GMW-O-9	11/01/21	73.50	-----	34.06	-----	39.44
GMW-O-9	05/09/22	73.50	-----	33.20	-----	40.30
GMW-O-9	10/31/22	73.50	-----	32.17	-----	41.33
GMW-O-10	05/28/96	73.98	-----	26.49	-----	47.49
GMW-O-10	11/20/96	73.98	-----	27.10	-----	46.88
GMW-O-10	07/01/97	73.98	-----	28.23	-----	45.75
GMW-O-10	12/31/97	73.98	-----	27.94	-----	46.04
GMW-O-10	05/01/98	73.98	-----	24.56	-----	49.42
GMW-O-10	05/07/99	73.98	-----	25.10	-----	48.88
GMW-O-10	08/09/99	73.98	-----	26.10	-----	47.88
GMW-O-10	11/15/99	73.98	-----	25.67	-----	48.31
GMW-O-10	11/13/00	73.98	-----	26.54	-----	47.44
GMW-O-10	05/07/01	73.98	-----	25.23	-----	48.75
GMW-O-10	11/05/01	73.98	-----	25.22	-----	48.76
GMW-O-10	04/08/02	73.98	-----	25.35	-----	48.63
GMW-O-10	10/21/02	73.98	-----	26.39	-----	47.59

APPENDIX C
HISTORICAL GROUNDWATER ELEVATIONS, NOVEMBER 1996 THROUGH NOVEMBER 2022
Defense Fuel Support Point Norwalk
15306 Norwalk Boulevard, Norwalk, California 90650

Well	Date	Top of Casing Elevation (feet MSL)	Depth to Product (feet btc)	Depth to Groundwater (feet btc)	Measured Product Thickness (feet)	Groundwater Elevation (feet MSL)
GMW-O-10	04/07/03	73.98	-----	25.64	-----	48.34
GMW-O-10	07/30/03	73.98	-----	25.60	-----	48.38
GMW-O-10	10/06/03	73.98	-----	25.67	-----	48.31
GMW-O-10	01/11/04	73.98	-----	26.96	-----	47.02
GMW-O-10	04/19/04	73.98	-----	26.60	-----	47.38
GMW-O-10	05/02/05	73.98	-----	23.71	-----	50.27
GMW-O-10	10/31/05	73.98	-----	22.65	-----	51.33
GMW-O-10	05/05/06	73.98	-----	22.33	-----	51.65
GMW-O-10	12/04/06	73.98	-----	23.24	-----	50.74
GMW-O-10	04/30/07	73.98	-----	24.07	-----	49.91
GMW-O-10	11/12/07	73.98	-----	24.45	-----	49.53
GMW-O-10	04/14/08	73.98	-----	24.83	-----	49.15
GMW-O-10	08/11/08	73.98	-----	25.22	-----	48.76
GMW-O-10	10/13/08	73.98	-----	25.25	-----	48.73
GMW-O-10	04/20/09	73.98	-----	25.58	-----	48.40
GMW-O-10	10/19/09	73.98	-----	26.72	-----	47.26
GMW-O-10	05/24/10	73.98	-----	26.92	-----	47.06
GMW-O-10	05/28/10	73.98	-----	29.10	-----	44.88
GMW-O-10	10/04/10	73.98	-----	26.48	-----	47.50
GMW-O-10	01/10/11	73.98	-----	27.30	-----	46.68
GMW-O-10	04/11/11	73.98	-----	25.72	-----	48.26
GMW-O-10	10/10/11	73.98	-----	26.29	-----	47.69
GMW-O-10	01/09/12	73.98	-----	26.82	-----	47.16
GMW-O-10	04/16/12	73.98	-----	26.90	-----	47.08
GMW-O-10	07/09/12	73.98	-----	27.81	-----	46.17
GMW-O-10	10/15/12	73.98	-----	28.40	-----	45.58
GMW-O-10	01/14/13	73.98	-----	28.57	-----	45.41
GMW-O-10	04/08/13	73.98	-----	26.31	-----	47.67
GMW-O-10	10/07/13	73.98	-----	29.17	-----	44.81
GMW-O-10	04/14/14	73.98	-----	29.48	-----	44.50
GMW-O-10	10/27/14	73.98	-----	29.93	-----	44.05
GMW-O-10	04/20/15	73.98	-----	30.52	-----	43.46
GMW-O-10	10/19/15	73.98	-----	31.17	-----	42.81
GMW-O-10	04/11/16	73.98	-----	32.23	-----	41.75
GMW-O-10	10/03/16	73.98	-----	33.13	-----	40.85
GMW-O-10	04/17/17	73.98	-----	31.47	-----	42.51
GMW-O-10	10/02/17	73.98	-----	34.96	-----	39.02
GMW-O-10	04/16/18	73.98	-----	34.93	-----	39.05
GMW-O-10	11/05/18	73.98	-----	34.82	-----	39.16
GMW-O-10	04/16/19	73.98	-----	33.86	-----	40.12
GMW-O-10	10/28/19	73.98	-----	35.00	-----	38.98
GMW-O-10	05/04/20	73.98	-----	32.53	-----	41.45
GMW-O-10	11/02/20	73.98	-----	32.73	-----	41.25
GMW-O-10	05/03/21	73.98	-----	33.41	-----	40.57

APPENDIX C
HISTORICAL GROUNDWATER ELEVATIONS, NOVEMBER 1996 THROUGH NOVEMBER 2022
Defense Fuel Support Point Norwalk
15306 Norwalk Boulevard, Norwalk, California 90650

Well	Date	Top of Casing Elevation (feet MSL)	Depth to Product (feet btc)	Depth to Groundwater (feet btc)	Measured Product Thickness (feet)	Groundwater Elevation (feet MSL)
GMW-O-10	11/01/21	73.98	-----	34.17	-----	39.81
GMW-O-10	05/09/22	73.98	-----	33.69	-----	40.29
GMW-O-10	10/31/22	73.98	-----	33.32	-----	40.66
GMW-O-11	04/08/02	74.17	-----	23.96	-----	50.21
GMW-O-11	04/19/04	74.17	-----	27.40	-----	46.77
GMW-O-11	05/02/05	74.17	22.46	22.48	0.02	NC
GMW-O-11	10/31/05	74.17	21.73	21.92	0.19	NC
GMW-O-11	05/01/06	74.17	-----	21.51	-----	52.66
GMW-O-11	12/04/06	74.17	-----	22.38	-----	51.79
GMW-O-11	04/30/07	74.17	23.90	23.91	0.01	NC
GMW-O-11	11/12/07	74.17	-----	24.40	-----	49.77
GMW-O-11	08/15/08	74.17	-----	29.30	-----	44.87
GMW-O-11	10/17/08	74.17	-----	24.45	-----	49.72
GMW-O-11	04/21/09	74.17	25.34	25.36	0.02	NC
GMW-O-11	10/04/10	74.17	-----	30.00	-----	44.17
GMW-O-11	04/13/11	74.17	-----	24.19	-----	49.98
GMW-O-11	10/10/11	74.17	-----	24.38	-----	49.79
GMW-O-11	10/15/12	74.17	-----	28.12	-----	46.05
GMW-O-11	10/07/13	74.17	27.69	31.19	3.50	NC
GMW-O-11	04/25/14	74.17	28.62	28.96	0.34	NC
GMW-O-11	10/27/14	74.17	28.89	31.28	2.39	NC
GMW-O-11	11/03/14	74.17	27.83	32.34	4.51	NC
GMW-O-11	04/22/15	74.17	28.10	31.54	3.44	NC
GMW-O-11	10/22/15	74.17	29.23	33.08	3.85	NC
GMW-O-11	04/12/16	74.17	33.12	33.33	0.21	NC
GMW-O-11	10/06/16	74.17	32.71	32.72	0.01	NC
GMW-O-11	04/17/17	74.17	29.96	30.12	0.16	NC
GMW-O-11	10/02/17	74.17	-----	33.54	-----	40.63
GMW-O-11	11/05/18	74.17	33.11	33.22	0.11	NC
GMW-O-11	05/04/20	74.17	-----	30.94	-----	43.23
GMW-O-11	11/02/20	74.17	-----	30.30	-----	43.87
GMW-O-11	05/03/21	74.17	-----	31.89	-----	42.28
GMW-O-11	11/01/21	74.17	-----	34.76	-----	39.41
GMW-O-11	05/09/22	74.17	-----	32.38	-----	41.79
GMW-O-11	10/31/22	74.17	inaccessible due to construction			
GMW-O-12	12/31/97	73.49	25.45	31.02	5.57	NC
GMW-O-12	05/01/98	73.49	19.94	22.69	2.75	NC
GMW-O-12	05/04/99	73.49	22.99	24.63	1.64	NC
GMW-O-12	11/13/00	73.49	-----	0.70	-----	72.79
GMW-O-12	05/07/01	73.49	-----	22.28	-----	51.21
GMW-O-12	05/10/01	73.49	-----	24.25	-----	49.24
GMW-O-12	11/05/01	73.49	-----	22.63	-----	50.86

APPENDIX C
HISTORICAL GROUNDWATER ELEVATIONS, NOVEMBER 1996 THROUGH NOVEMBER 2022
Defense Fuel Support Point Norwalk
15306 Norwalk Boulevard, Norwalk, California 90650

Well	Date	Top of Casing Elevation (feet MSL)	Depth to Product (feet btc)	Depth to Groundwater (feet btc)	Measured Product Thickness (feet)	Groundwater Elevation (feet MSL)
GMW-O-12	04/08/02	73.49	-----	23.81	-----	49.68
GMW-O-12	10/06/03	73.49	-----	24.82	-----	48.67
GMW-O-12	04/19/04	73.49	-----	26.91	-----	46.58
GMW-O-12	05/02/05	73.49	-----	21.79	-----	51.70
GMW-O-12	10/31/05	73.49	-----	26.67	-----	46.82
GMW-O-12	05/01/06	73.49	-----	21.80	-----	51.69
GMW-O-12	12/04/06	73.49	-----	22.58	-----	50.91
GMW-O-12	04/30/07	73.49	-----	22.81	-----	50.68
GMW-O-12	11/12/07	73.49	-----	23.13	-----	50.36
GMW-O-12	04/14/08	73.49	-----	23.36	-----	50.13
GMW-O-12	10/13/08	73.49	-----	24.20	-----	49.29
GMW-O-12	04/20/09	73.49	-----	24.21	-----	49.28
GMW-O-12	10/19/09	73.49	-----	25.08	-----	48.41
GMW-O-12	05/24/10	73.49	-----	24.80	-----	48.69
GMW-O-12	05/28/10	73.49	-----	24.74	-----	48.75
GMW-O-12	10/04/10	73.49	25.20	25.31	0.11	NC
GMW-O-12	04/11/11	73.49	-----	24.04	-----	49.45
GMW-O-12	10/10/11	73.49	-----	24.68	-----	48.81
GMW-O-12	01/09/12	73.49	-----	25.12	-----	48.37
GMW-O-12	04/16/12	73.49	-----	25.40	-----	48.09
GMW-O-12	07/09/12	73.49	-----	26.96	-----	46.53
GMW-O-12	10/15/12	73.49	25.44	25.48	0.04	NC
GMW-O-12	01/14/13	73.49	25.58	25.62	0.04	NC
GMW-O-12	04/08/13	73.49	26.51	26.60	0.09	NC
GMW-O-12	10/07/13	73.49	27.28	27.34	0.06	NC
GMW-O-12	04/14/14	73.49	26.80	30.34	3.54	NC
GMW-O-12	10/27/14	73.49	26.90	31.28	4.38	NC
GMW-O-12	04/20/15	73.49	26.91	33.35	6.44	NC
GMW-O-12	10/19/15	73.49	27.82	34.65	6.83	NC
GMW-O-12	10/30/15	73.49	28.11	39.38	11.27	NC
GMW-O-12	04/11/16	73.49	26.86	33.35	6.49	NC
GMW-O-12	10/03/16	73.49	31.90	34.20	2.30	NC
GMW-O-12	04/17/17	73.49	28.70	32.90	4.20	NC
GMW-O-12	10/02/17	73.49	32.00	33.20	1.20	NC
GMW-O-12	04/16/18	73.49	31.89	33.04	1.15	NC
GMW-O-12	11/05/18	73.49	32.31	32.65	0.34	NC
GMW-O-12	04/16/19	73.49	31.21	31.62	0.41	NC
GMW-O-12	10/28/19	73.49	31.85	32.45	0.60	NC
GMW-O-12	05/04/20	73.49	30.04	30.35	0.31	NC
GMW-O-12	11/02/20	73.49	30.27	31.65	1.38	NC
GMW-O-12	05/03/21	73.49	31.05	31.66	0.61	NC
GMW-O-12	11/01/21	73.49	33.18	34.89	1.71	NC
GMW-O-12	05/09/22	73.49	34.21	35.16	0.95	NC
GMW-O-12	10/31/22	73.49	inaccessible due to construction			

APPENDIX C
HISTORICAL GROUNDWATER ELEVATIONS, NOVEMBER 1996 THROUGH NOVEMBER 2022
Defense Fuel Support Point Norwalk
15306 Norwalk Boulevard, Norwalk, California 90650

Well	Date	Top of Casing Elevation (feet MSL)	Depth to Product (feet btc)	Depth to Groundwater (feet btc)	Measured Product Thickness (feet)	Groundwater Elevation (feet MSL)
GMW-O-13	05/28/96	74.19	25.84	27.69	1.85	NC
GMW-O-13	11/20/96	74.19	26.48	28.92	2.44	NC
GMW-O-13	07/01/97	74.19	26.55	28.87	2.32	NC
GMW-O-13	12/31/97	74.19	26.83	28.91	2.08	NC
GMW-O-13	05/01/98	74.19	22.55	23.06	0.51	NC
GMW-O-13	05/04/99	74.19	24.46	25.78	1.32	NC
GMW-O-13	08/09/99	74.19	-----	25.20	-----	48.99
GMW-O-13	04/08/02	74.19	-----	25.47	-----	48.72
GMW-O-14	05/28/96	74.08	-----	26.03	-----	48.05
GMW-O-14	11/20/96	74.08	-----	25.52	-----	48.56
GMW-O-14	07/01/97	74.08	-----	26.39	-----	47.69
GMW-O-14	12/31/97	74.08	25.03	25.06	0.03	NC
GMW-O-14	05/01/98	74.08	-----	23.72	-----	50.36
GMW-O-14	08/09/99	74.08	-----	25.04	-----	49.04
GMW-O-14	05/15/00	74.08	-----	26.67	-----	47.41
GMW-O-14	11/13/00	74.08	-----	25.85	-----	48.23
GMW-O-14	05/07/01	74.08	-----	24.34	-----	49.74
GMW-O-14	11/05/01	74.08	-----	24.65	-----	49.43
GMW-O-14	04/08/02	74.08	-----	25.19	-----	48.89
GMW-O-14	07/29/02	74.08	-----	25.65	-----	48.43
GMW-O-14	10/21/02	74.08	-----	26.00	-----	48.08
GMW-O-14	01/27/03	74.08	-----	25.64	-----	48.44
GMW-O-14	04/07/03	74.08	-----	25.36	-----	48.72
GMW-O-14	07/30/03	74.08	-----	25.14	-----	48.94
GMW-O-14	10/06/03	74.08	-----	25.12	-----	48.96
GMW-O-14	01/11/04	74.08	-----	26.31	-----	47.77
GMW-O-14	01/27/04	74.08	-----	25.58	-----	48.50
GMW-O-14	04/19/04	74.08	-----	26.02	-----	48.06
GMW-O-14	07/19/04	74.08	-----	26.01	-----	48.07
GMW-O-14	02/01/05	74.08	-----	25.08	-----	49.00
GMW-O-14	05/02/05	74.08	-----	21.41	-----	52.67
GMW-O-14	08/01/05	74.08	-----	21.39	-----	52.69
GMW-O-14	10/31/05	74.08	-----	21.90	-----	52.18
GMW-O-14	02/27/06	74.08	-----	22.64	-----	51.44
GMW-O-14	05/01/06	74.08	-----	22.58	-----	51.50
GMW-O-14	09/18/06	74.08	-----	23.18	-----	50.90
GMW-O-14	12/04/06	74.08	-----	23.36	-----	50.72
GMW-O-14	03/12/07	74.08	-----	23.81	-----	50.27
GMW-O-14	04/30/07	74.08	-----	23.57	-----	50.51
GMW-O-14	08/28/07	74.08	-----	22.45	-----	51.63
GMW-O-14	11/12/07	74.08	-----	23.97	-----	50.11
GMW-O-14	02/19/08	74.08	-----	24.84	-----	49.24

APPENDIX C
HISTORICAL GROUNDWATER ELEVATIONS, NOVEMBER 1996 THROUGH NOVEMBER 2022
Defense Fuel Support Point Norwalk
15306 Norwalk Boulevard, Norwalk, California 90650

Well	Date	Top of Casing Elevation (feet MSL)	Depth to Product (feet btc)	Depth to Groundwater (feet btc)	Measured Product Thickness (feet)	Groundwater Elevation (feet MSL)
GMW-O-14	04/14/08	74.08	-----	24.53	-----	49.55
GMW-O-14	08/11/08	74.08	-----	25.07	-----	49.01
GMW-O-14	10/13/08	74.08	-----	25.20	-----	48.88
GMW-O-14	04/20/09	74.08	-----	25.33	-----	48.75
GMW-O-14	07/20/09	74.08	-----	26.31	-----	47.77
GMW-O-14	10/19/09	74.08	-----	26.24	-----	47.84
GMW-O-14	03/15/10	74.08	-----	26.71	-----	47.37
GMW-O-14	05/24/10	74.08	-----	26.11	-----	47.97
GMW-O-14	05/28/10	74.08	-----	26.11	-----	47.97
GMW-O-14	10/04/10	74.08	-----	26.04	-----	48.04
GMW-O-14	01/10/11	74.08	-----	27.12	-----	46.96
GMW-O-14	04/11/11	74.08	-----	25.25	-----	48.83
GMW-O-14	07/11/11	74.08	-----	24.77	-----	49.31
GMW-O-14	10/10/11	74.08	-----	25.16	-----	48.92
GMW-O-14	01/09/12	74.08	-----	26.14	-----	47.94
GMW-O-14	04/16/12	74.08	-----	26.94	-----	47.14
GMW-O-14	07/09/12	74.08	-----	27.51	-----	46.57
GMW-O-14	10/15/12	74.08	-----	27.96	-----	46.12
GMW-O-14	01/14/13	74.08	-----	28.32	-----	45.76
GMW-O-14	04/08/13	74.08	-----	28.83	-----	45.25
GMW-O-14	10/07/13	74.08	-----	28.84	-----	45.24
GMW-O-14	04/14/14	74.08	-----	29.36	-----	44.72
GMW-O-14	10/27/14	74.08	-----	29.84	-----	44.24
GMW-O-14	04/20/15	74.08	-----	30.32	-----	43.76
GMW-O-14	10/19/15	74.08	-----	30.98	-----	43.10
GMW-O-14	04/11/16	74.08	-----	32.34	-----	41.74
GMW-O-14	10/03/16	74.08	-----	34.08	-----	40.00
GMW-O-14	04/17/17	74.08	-----	31.15	-----	42.93
GMW-O-14	10/02/17	74.08	-----	33.75	-----	40.33
GMW-O-14	04/16/18	74.08	-----	34.12	-----	39.96
GMW-O-14	11/05/18	74.08	-----	34.27	-----	39.81
GMW-O-14	04/16/19	74.08	-----	32.85	-----	41.23
GMW-O-14	10/28/19	74.08	-----	34.07	-----	40.01
GMW-O-14	05/04/20	74.08	-----	32.05	-----	42.03
GMW-O-14	11/02/20	74.08	-----	32.28	-----	41.80
GMW-O-14	05/03/21	74.08	-----	31.48	-----	42.60
GMW-O-14	11/01/21	74.08	-----	35.48	-----	38.60
GMW-O-14	05/09/22	74.08	-----	39.64	-----	34.44
GMW-O-14	10/31/22	74.08	-----	29.25	-----	44.83
GMW-O-15	05/28/96	74.23	24.19	30.19	6.00	NC
GMW-O-15	11/20/96	74.23	25.30	30.52	5.22	NC
GMW-O-15	05/15/00	74.23	-----	27.10	-----	47.13
GMW-O-15	05/07/01	74.23	22.62	24.58	1.96	NC

APPENDIX C
HISTORICAL GROUNDWATER ELEVATIONS, NOVEMBER 1996 THROUGH NOVEMBER 2022
Defense Fuel Support Point Norwalk
15306 Norwalk Boulevard, Norwalk, California 90650

Well	Date	Top of Casing Elevation (feet MSL)	Depth to Product (feet btc)	Depth to Groundwater (feet btc)	Measured Product Thickness (feet)	Groundwater Elevation (feet MSL)
GMW-O-15	04/08/02	74.23	23.02	27.51	4.49	NC
GMW-O-15	10/21/02	74.23	24.52	24.71	0.19	NC
GMW-O-15	05/02/05	74.23	21.01	21.15	0.14	NC
GMW-O-15	10/31/05	74.23	22.10	22.25	0.15	NC
GMW-O-15	05/22/06	74.23	21.89	22.31	0.42	NC
GMW-O-15	12/04/06	74.23	22.86	22.91	0.05	NC
GMW-O-15	04/30/07	74.23	23.30	23.41	0.11	NC
GMW-O-15	11/12/07	74.23	23.85	23.95	0.10	NC
GMW-O-15	04/14/08	74.23	-----	23.64	-----	50.59
GMW-O-15	08/08/08	74.23	-----	24.60	-----	49.63
GMW-O-15	08/11/08	74.23	24.34	24.40	0.06	NC
GMW-O-15	10/16/08	74.23	-----	24.53	-----	49.70
GMW-O-15	04/20/09	74.23	24.61	24.66	0.05	NC
GMW-O-15	07/20/09	74.23	24.94	24.99	0.05	NC
GMW-O-15	10/19/09	74.23	25.43	25.55	0.12	NC
GMW-O-15	04/16/10	74.23	-----	23.10	-----	51.13
GMW-O-15	05/24/10	74.23	-----	25.67	-----	48.56
GMW-O-15	05/28/10	74.23	-----	25.35	-----	48.88
GMW-O-15	06/22/10	74.23	-----	25.81	-----	48.42
GMW-O-15	10/04/10	74.23	25.80	25.85	0.05	NC
GMW-O-15	12/22/10	74.23	-----	26.31	-----	47.92
GMW-O-15	01/10/11	74.23	-----	25.97	-----	48.26
GMW-O-15	04/12/11	74.23	22.53	22.55	0.02	NC
GMW-O-15	10/10/11	74.23	23.22	23.79	0.57	NC
GMW-O-15	12/21/11	74.23	-----	31.13	-----	43.10
GMW-O-15	01/09/12	74.23	-----	27.67	-----	46.56
GMW-O-15	02/23/12	74.23	-----	31.82	-----	42.41
GMW-O-15	03/28/12	74.23	-----	30.30	-----	43.93
GMW-O-15	04/16/12	74.23	26.51	26.56	0.05	NC
GMW-O-15	05/25/12	74.23	-----	26.64	-----	47.59
GMW-O-15	06/15/12	74.23	-----	26.93	-----	47.30
GMW-O-15	07/09/12	74.23	-----	25.47	-----	48.76
GMW-O-15	09/26/12	74.23	-----	30.64	-----	43.59
GMW-O-15	10/15/12	74.23	-----	31.82	-----	42.41
GMW-O-15	12/26/12	74.23	-----	27.41	-----	46.82
GMW-O-15	01/14/13	74.23	-----	27.62	-----	46.61
GMW-O-15	04/26/13	74.23	-----	27.90	-----	46.33
GMW-O-15	10/07/13	74.23	28.26	29.03	0.77	NC
GMW-O-15	04/18/14	74.23	28.08	28.40	0.32	NC
GMW-O-15	10/27/14	74.23	28.30	31.89	3.59	NC
GMW-O-15	04/20/15	74.23	28.82	31.93	3.11	NC
GMW-O-15	10/19/15	74.23	28.89	31.91	3.02	NC
GMW-O-15	04/12/16	74.23	-----	29.78	-----	44.45
GMW-O-15	10/03/16	74.23	30.92	31.00	0.08	NC

APPENDIX C
HISTORICAL GROUNDWATER ELEVATIONS, NOVEMBER 1996 THROUGH NOVEMBER 2022
Defense Fuel Support Point Norwalk
15306 Norwalk Boulevard, Norwalk, California 90650

Well	Date	Top of Casing Elevation (feet MSL)	Depth to Product (feet btc)	Depth to Groundwater (feet btc)	Measured Product Thickness (feet)	Groundwater Elevation (feet MSL)
GMW-O-15	04/20/17	74.23	29.52	29.65	0.13	NC
GMW-O-15	10/02/17	74.23	30.33	31.92	1.59	NC
GMW-O-15	04/16/18	74.23	31.67	31.79	0.12	NC
GMW-O-15	11/05/18	74.23	-----	32.38	-----	41.85
GMW-O-15	11/05/18	74.23	-----	32.38	-----	41.85
GMW-O-15	04/23/19	74.86	29.84	29.84	sheen	45.02
GMW-O-15	10/31/19	74.86	-----	29.28	-----	45.58
GMW-O-15	05/04/20	74.86	-----	31.13	-----	43.73
GMW-O-15	11/02/20	74.86	-----	26.89	-----	47.97
GMW-O-15	05/03/21	74.86	-----	28.62	-----	46.24
GMW-O-15	11/01/21	74.86	pump stuck in well; could not gauge			
GMW-O-16	05/28/96	74.10	-----	24.92	-----	49.18
GMW-O-16	11/20/96	74.10	-----	25.89	-----	48.21
GMW-O-16	07/01/97	74.10	-----	24.16	-----	49.94
GMW-O-16	05/04/99	74.10	-----	23.19	-----	50.91
GMW-O-16	08/09/99	74.10	-----	24.27	-----	49.83
GMW-O-16	11/15/99	74.10	-----	25.02	-----	49.08
GMW-O-16	05/15/00	74.10	-----	24.44	-----	49.66
GMW-O-16	11/13/00	74.10	-----	25.71	-----	48.39
GMW-O-16	05/07/01	74.10	-----	23.15	-----	50.95
GMW-O-16	11/05/01	74.10	-----	23.16	-----	50.94
GMW-O-16	04/08/02	74.10	-----	24.25	-----	49.85
GMW-O-16	10/21/02	74.10	-----	25.72	-----	48.38
GMW-O-16	04/07/03	74.10	-----	24.59	-----	49.51
GMW-O-16	10/06/03	74.10	-----	24.55	-----	49.55
GMW-O-16	01/11/04	74.10	-----	28.00	-----	46.10
GMW-O-16	04/19/04	74.10	-----	24.98	-----	49.12
GMW-O-16	07/20/04	74.10	-----	25.37	-----	48.73
GMW-O-16	05/02/05	74.10	-----	19.48	-----	54.62
GMW-O-16	08/01/05	74.10	-----	20.45	-----	53.65
GMW-O-16	10/31/05	74.10	-----	21.04	-----	53.06
GMW-O-16	02/27/06	74.10	-----	22.31	-----	51.79
GMW-O-16	05/01/06	74.10	-----	22.36	-----	51.74
GMW-O-16	09/18/06	74.10	-----	23.19	-----	50.91
GMW-O-16	12/04/06	74.10	-----	23.33	-----	50.77
GMW-O-16	04/30/07	74.10	-----	23.82	-----	50.28
GMW-O-16	11/12/07	74.10	-----	24.35	-----	49.75
GMW-O-16	02/19/08	74.10	-----	24.69	-----	49.41
GMW-O-16	04/14/08	74.10	-----	24.08	-----	50.02
GMW-O-16	10/13/08	74.10	-----	25.12	-----	48.98
GMW-O-16	04/20/09	74.10	-----	25.20	-----	48.90
GMW-O-16	10/19/09	74.10	-----	25.81	-----	48.29
GMW-O-16	03/15/10	74.10	-----	26.30	-----	47.80

APPENDIX C
HISTORICAL GROUNDWATER ELEVATIONS, NOVEMBER 1996 THROUGH NOVEMBER 2022
Defense Fuel Support Point Norwalk
15306 Norwalk Boulevard, Norwalk, California 90650

Well	Date	Top of Casing Elevation (feet MSL)	Depth to Product (feet btc)	Depth to Groundwater (feet btc)	Measured Product Thickness (feet)	Groundwater Elevation (feet MSL)
GMW-O-16	04/16/10	74.10	-----	25.20	-----	48.90
GMW-O-16	05/24/10	74.10	-----	25.14	-----	48.96
GMW-O-16	05/28/10	74.10	-----	25.13	-----	48.97
GMW-O-16	06/22/10	74.10	-----	25.55	-----	48.55
GMW-O-16	07/12/10	74.10	-----	26.28	-----	47.82
GMW-O-16	08/12/10	74.10	-----	26.43	-----	47.67
GMW-O-16	09/20/10	74.10	-----	26.95	-----	47.15
GMW-O-16	10/04/10	74.10	-----	26.10	-----	48.00
GMW-O-16	11/16/10	74.10	-----	26.58	-----	47.52
GMW-O-16	12/22/10	74.10	-----	27.00	-----	47.10
GMW-O-16	01/10/11	74.10	-----	26.42	-----	47.68
GMW-O-16	02/24/11	74.10	-----	26.02	-----	48.08
GMW-O-16	03/23/11	74.10	-----	25.99	-----	48.11
GMW-O-16	04/11/11	74.10	-----	24.66	-----	49.44
GMW-O-16	05/13/11	74.10	-----	25.76	-----	48.34
GMW-O-16	06/22/11	74.10	-----	25.89	-----	48.21
GMW-O-16	07/11/11	74.10	-----	26.00	-----	48.10
GMW-O-16	08/19/11	74.10	-----	25.63	-----	48.47
GMW-O-16	09/22/11	74.10	-----	26.32	-----	47.78
GMW-O-16	10/10/11	74.10	-----	25.53	-----	48.57
GMW-O-16	11/28/11	74.10	-----	26.42	-----	47.68
GMW-O-16	12/21/11	74.10	-----	27.05	-----	47.05
GMW-O-16	01/09/12	74.10	-----	26.98	-----	47.12
GMW-O-16	02/23/12	74.10	-----	27.56	-----	46.54
GMW-O-16	03/28/12	74.10	-----	27.50	-----	46.60
GMW-O-16	04/16/12	74.10	-----	26.62	-----	47.48
GMW-O-16	05/25/12	74.10	-----	26.81	-----	47.29
GMW-O-16	06/15/12	74.10	-----	27.27	-----	46.83
GMW-O-16	07/09/12	74.10	-----	27.12	-----	46.98
GMW-O-16	08/29/12	74.10	-----	28.10	-----	46.00
GMW-O-16	09/26/12	74.10	-----	28.46	-----	45.64
GMW-O-16	10/15/12	74.10	-----	27.38	-----	46.72
GMW-O-16	11/29/12	74.10	-----	28.61	-----	45.49
GMW-O-16	12/26/12	74.10	-----	28.52	-----	45.58
GMW-O-16	01/14/13	74.10	-----	28.72	-----	45.38
GMW-O-16	02/20/13	74.10	-----	28.56	-----	45.54
GMW-O-16	04/08/13	74.10	-----	28.61	-----	45.49
GMW-O-16	10/07/13	74.10	-----	28.48	-----	45.62
GMW-O-16	04/14/14	74.10	-----	28.85	-----	45.25
GMW-O-16	10/27/14	74.10	-----	29.30	-----	44.80
GMW-O-16	04/20/15	74.10	-----	29.69	-----	44.41
GMW-O-16	10/19/15	74.10	-----	30.41	-----	43.69
GMW-O-16	04/11/16	74.10	-----	31.30	-----	42.80
GMW-O-16	10/03/16	74.10	-----	32.00	-----	42.10

APPENDIX C
HISTORICAL GROUNDWATER ELEVATIONS, NOVEMBER 1996 THROUGH NOVEMBER 2022
Defense Fuel Support Point Norwalk
15306 Norwalk Boulevard, Norwalk, California 90650

Well	Date	Top of Casing Elevation (feet MSL)	Depth to Product (feet btc)	Depth to Groundwater (feet btc)	Measured Product Thickness (feet)	Groundwater Elevation (feet MSL)
GMW-O-16	04/17/17	74.10	-----	30.49	-----	43.61
GMW-O-16	10/02/17	74.10	-----	31.47	-----	42.63
GMW-O-16	04/16/18	74.10	-----	32.40	-----	41.70
GMW-O-16	11/05/18	74.10	-----	33.24	-----	40.86
GMW-O-16	04/16/19	74.10	-----	29.89	-----	44.21
GMW-O-16	10/28/19	74.10	-----	32.10	-----	42.00
GMW-O-16	05/04/20	74.10	-----	30.97	-----	43.13
GMW-O-16	11/02/20	74.10	-----	23.73	-----	50.37
GMW-O-16	05/03/21	74.10	-----	29.49	-----	44.61
GMW-O-16	11/01/21	74.10	-----	36.55	-----	37.55
GMW-O-16	05/09/22	74.10	-----	32.45	-----	41.65
GMW-O-16	10/31/22	74.10	-----	33.30	-----	40.80
GMW-O-17	05/28/96	73.78	-----	24.72	-----	49.06
GMW-O-17	11/20/96	73.78	-----	25.55	-----	48.23
GMW-O-17	07/01/97	73.78	-----	23.84	-----	49.94
GMW-O-17	12/31/97	73.78	-----	25.31	-----	48.47
GMW-O-17	05/01/98	73.78	-----	20.49	-----	53.29
GMW-O-17	05/03/99	73.78	-----	23.12	-----	50.66
GMW-O-17	08/09/99	73.78	-----	23.50	-----	50.28
GMW-O-17	11/15/99	73.78	-----	24.11	-----	49.67
GMW-O-17	05/15/00	73.78	-----	23.70	-----	50.08
GMW-O-17	11/13/00	73.78	-----	24.62	-----	49.16
GMW-O-17	05/07/01	73.78	-----	22.39	-----	51.39
GMW-O-17	11/05/01	73.78	-----	23.13	-----	50.65
GMW-O-17	04/08/02	73.78	-----	23.69	-----	50.09
GMW-O-17	10/21/02	73.78	-----	24.90	-----	48.88
GMW-O-17	04/07/03	73.78	-----	24.05	-----	49.73
GMW-O-17	10/06/03	73.78	-----	23.19	-----	50.59
GMW-O-17	01/11/04	73.78	-----	25.39	-----	48.39
GMW-O-17	04/19/04	73.78	-----	24.46	-----	49.32
GMW-O-17	05/02/05	73.78	-----	19.51	-----	54.27
GMW-O-17	10/31/05	73.78	-----	20.03	-----	53.75
GMW-O-17	05/01/06	73.78	-----	20.75	-----	53.03
GMW-O-17	12/04/06	73.78	-----	22.68	-----	51.10
GMW-O-17	04/30/07	73.78	-----	23.19	-----	50.59
GMW-O-17	11/12/07	73.78	-----	23.90	-----	49.88
GMW-O-17	04/14/08	73.78	-----	23.55	-----	50.23
GMW-O-17	08/11/08	73.78	-----	24.14	-----	49.64
GMW-O-17	10/13/08	73.78	-----	24.60	-----	49.18
GMW-O-17	04/20/09	73.78	-----	24.48	-----	49.30
GMW-O-17	05/24/10	73.78	-----	24.78	-----	49.00
GMW-O-17	05/28/10	73.78	-----	28.75	-----	45.03
GMW-O-17	10/04/10	73.78	-----	25.60	-----	48.18

APPENDIX C
HISTORICAL GROUNDWATER ELEVATIONS, NOVEMBER 1996 THROUGH NOVEMBER 2022
Defense Fuel Support Point Norwalk
15306 Norwalk Boulevard, Norwalk, California 90650

Well	Date	Top of Casing Elevation (feet MSL)	Depth to Product (feet btc)	Depth to Groundwater (feet btc)	Measured Product Thickness (feet)	Groundwater Elevation (feet MSL)
GMW-O-17	01/10/11	73.78	-----	25.64	-----	48.14
GMW-O-17	04/11/11	73.78	-----	24.11	-----	49.67
GMW-O-17	10/10/11	73.78	-----	24.71	-----	49.07
GMW-O-17	01/09/12	73.78	-----	25.32	-----	48.46
GMW-O-17	04/16/12	73.78	-----	26.10	-----	47.68
GMW-O-17	07/09/12	73.78	-----	26.42	-----	47.36
GMW-O-17	10/15/12	73.78	-----	26.62	-----	47.16
GMW-O-17	01/14/13	73.78	-----	27.48	-----	46.30
GMW-O-17	04/08/13	73.78	-----	27.48	-----	46.30
GMW-O-17	10/07/13	73.78	-----	28.21	-----	45.57
GMW-O-17	04/14/14	73.78	-----	28.25	-----	45.53
GMW-O-17	10/27/14	73.78	-----	28.84	-----	44.94
GMW-O-17	04/20/15	73.78	-----	28.96	-----	44.82
GMW-O-17	10/19/15	73.78	-----	29.95	-----	43.83
GMW-O-17	04/11/16	73.78	-----	30.55	-----	43.23
GMW-O-17	10/03/16	73.78	-----	31.10	-----	42.68
GMW-O-17	04/17/17	73.78	-----	30.20	-----	43.58
GMW-O-17	10/02/17	73.78	-----	30.70	-----	43.08
GMW-O-17	04/16/18	73.78	-----	31.88	-----	41.90
GMW-O-17	11/05/18	73.78	-----	32.46	-----	41.32
GMW-O-17	04/16/19	73.78	-----	30.83	-----	42.95
GMW-O-17	10/28/19	73.78	-----	31.35	-----	42.43
GMW-O-17	05/04/20	73.78	-----	31.22	-----	42.56
GMW-O-17	11/02/20	73.78	-----	29.42	-----	44.36
GMW-O-17	05/03/21	73.78	-----	31.79	-----	41.99
GMW-O-17	11/01/21	73.78	-----	35.25	-----	38.53
GMW-O-17	05/09/22	73.78	-----	32.48	-----	41.30
GMW-O-17	10/31/22	73.78	-----	33.40	-----	40.38
GMW-O-18	05/28/96	74.36	-----	25.67	-----	48.69
GMW-O-18	11/20/96	74.36	-----	26.70	-----	47.66
GMW-O-18	12/31/97	74.36	-----	26.48	-----	47.88
GMW-O-18	05/01/98	74.36	-----	29.04	-----	45.32
GMW-O-18	05/04/99	74.36	-----	24.02	-----	50.34
GMW-O-18	08/09/99	74.36	-----	24.91	-----	49.45
GMW-O-18	11/15/99	74.36	-----	25.56	-----	48.80
GMW-O-18	05/15/00	74.36	-----	29.17	-----	45.19
GMW-O-18	05/07/01	74.36	-----	24.10	-----	50.26
GMW-O-18	04/08/02	74.36	24.81	24.81	sheen	49.55
GMW-O-18	05/02/05	74.36	-----	20.13	-----	54.23
GMW-O-18	10/31/05	74.36	-----	21.79	-----	52.57
GMW-O-18	05/01/06	74.36	-----	22.60	-----	51.76
GMW-O-18	12/04/06	74.36	-----	23.61	-----	50.75
GMW-O-18	04/30/07	74.36	-----	24.21	-----	50.15

APPENDIX C
HISTORICAL GROUNDWATER ELEVATIONS, NOVEMBER 1996 THROUGH NOVEMBER 2022
Defense Fuel Support Point Norwalk
15306 Norwalk Boulevard, Norwalk, California 90650

Well	Date	Top of Casing Elevation (feet MSL)	Depth to Product (feet btc)	Depth to Groundwater (feet btc)	Measured Product Thickness (feet)	Groundwater Elevation (feet MSL)
GMW-O-18	11/12/07	74.36	-----	22.46	-----	51.90
GMW-O-18	04/14/08	74.36	-----	24.50	-----	49.86
GMW-O-18	10/13/08	74.36	-----	25.46	-----	48.90
GMW-O-18	04/20/09	74.36	-----	25.59	-----	48.77
GMW-O-18	10/19/09	74.36	-----	26.31	-----	48.05
GMW-O-18	03/15/10	74.36	-----	26.54	-----	47.82
GMW-O-18	04/16/10	74.36	-----	24.25	-----	50.11
GMW-O-18	05/24/10	74.36	-----	26.26	-----	48.10
GMW-O-18	05/28/10	74.36	-----	26.03	-----	48.33
GMW-O-18	06/22/10	74.36	-----	26.41	-----	47.95
GMW-O-18	10/04/10	74.36	-----	29.95	-----	44.41
GMW-O-18	10/10/11	74.36	-----	23.68	-----	50.68
GMW-O-18	12/21/11	74.46	-----	27.14	-----	47.32
GMW-O-18	02/23/12	74.36	-----	31.18	-----	43.18
GMW-O-18	04/16/12	74.36	-----	27.10	-----	47.26
GMW-O-18	05/25/12	74.36	-----	27.31	-----	47.05
GMW-O-18	06/15/12	74.36	-----	35.13	-----	39.23
GMW-O-18	07/09/12	74.36	-----	29.51	-----	44.85
GMW-O-18	09/26/12	74.36	-----	30.83	-----	43.53
GMW-O-18	10/15/12	74.36	-----	29.73	-----	44.63
GMW-O-18	12/26/12	74.36	-----	28.87	-----	45.49
GMW-O-18	01/14/13	74.36	-----	28.92	-----	45.44
GMW-O-18	04/10/13	74.36	-----	28.10	-----	46.26
GMW-O-18	10/07/13	74.36	-----	26.67	-----	47.69
GMW-O-18	04/18/14	74.36	29.37	29.43	0.06	NC
GMW-O-18	10/27/14	74.36	29.52	29.95	0.43	NC
GMW-O-18	04/20/15	74.36	----	28.53	----	45.83
GMW-O-18	10/19/15	74.36	----	30.90	----	43.46
GMW-O-18	04/12/16	74.36	----	31.63	----	42.73
GMW-O-18	12/13/16	74.36	31.01	35.95	4.94	NC
GMW-O-18	04/17/17	74.36	31.80	31.83	0.03	NC
GMW-O-18	10/02/17	74.36	31.30	31.32	0.02	NC
GMW-O-18	11/05/18	74.36	32.90	33.03	0.13	NC
GMW-O-18	04/16/19	74.32	-----	30.89	-----	43.43
GMW-O-18	10/28/19	74.32	-----	32.05	-----	42.27
GMW-O-18	05/04/20	74.32	-----	31.68	-----	42.64
GMW-O-18	11/02/20	74.32	-----	27.25	-----	47.07
GMW-O-18	05/03/21	74.32	-----	29.77	-----	44.55
GMW-O-18	11/01/21	74.32	-----	36.39	-----	37.93
GMW-O-18	05/09/22	74.32	-----	29.62	-----	44.70
GMW-O-18	10/31/22	74.32	-----	34.00	-----	40.32
GMW-O-19	05/28/96	74.46	-----	25.29	-----	49.17
GMW-O-19	11/20/96	74.46	-----	26.28	-----	48.18

APPENDIX C
HISTORICAL GROUNDWATER ELEVATIONS, NOVEMBER 1996 THROUGH NOVEMBER 2022
Defense Fuel Support Point Norwalk
15306 Norwalk Boulevard, Norwalk, California 90650

Well	Date	Top of Casing Elevation (feet MSL)	Depth to Product (feet btc)	Depth to Groundwater (feet btc)	Measured Product Thickness (feet)	Groundwater Elevation (feet MSL)
GMW-O-19	07/01/97	74.46	-----	24.70	-----	49.76
GMW-O-19	12/31/97	74.46	-----	25.92	-----	48.54
GMW-O-19	08/09/99	74.46	-----	24.09	-----	50.37
GMW-O-19	11/15/99	74.46	-----	24.82	-----	49.64
GMW-O-19	05/15/00	74.46	-----	24.43	-----	50.03
GMW-O-19	09/18/01	74.46	-----	23.07	-----	51.39
GMW-O-19	11/05/01	74.46	-----	23.15	-----	51.31
GMW-O-19	01/29/02	74.46	-----	23.25	-----	51.21
GMW-O-19	04/08/02	74.46	-----	23.16	-----	51.30
GMW-O-19	10/21/02	74.46	-----	23.34	-----	51.12
GMW-O-19	04/07/03	74.46	-----	23.50	-----	50.96
GMW-O-19	07/30/03	74.46	-----	24.29	-----	50.17
GMW-O-19	10/06/03	74.46	-----	24.54	-----	49.92
GMW-O-19	01/11/04	74.46	-----	26.02	-----	48.44
GMW-O-19	04/19/04	74.46	-----	25.04	-----	49.42
GMW-O-19	07/20/04	74.46	-----	25.35	-----	49.11
GMW-O-19	05/02/05	74.46	-----	20.05	-----	54.41
GMW-O-19	08/01/05	74.46	-----	20.82	-----	53.64
GMW-O-19	10/31/05	74.46	-----	21.36	-----	53.10
GMW-O-19	02/27/06	74.46	-----	22.06	-----	52.40
GMW-O-19	05/01/06	74.46	-----	22.35	-----	52.11
GMW-O-19	12/04/06	74.46	-----	23.32	-----	51.14
GMW-O-19	04/30/07	74.46	-----	23.98	-----	50.48
GMW-O-19	11/12/07	74.46	-----	24.57	-----	49.89
GMW-O-19	04/14/08	74.46	-----	24.24	-----	50.22
GMW-O-19	10/13/08	74.46	-----	25.36	-----	49.10
GMW-O-19	04/20/09	74.46	-----	25.22	-----	49.24
GMW-O-19	10/19/09	74.46	-----	26.26	-----	48.20
GMW-O-19	03/15/10	74.46	-----	26.16	-----	48.30
GMW-O-19	04/16/10	74.46	-----	25.30	-----	49.16
GMW-O-19	05/24/10	74.46	-----	25.53	-----	48.93
GMW-O-19	05/28/10	74.46	-----	25.47	-----	48.99
GMW-O-19	06/22/10	74.46	-----	25.64	-----	48.82
GMW-O-19	07/12/10	74.46	-----	26.04	-----	48.42
GMW-O-19	08/12/10	74.46	-----	26.23	-----	48.23
GMW-O-19	09/20/10	74.46	-----	26.52	-----	47.94
GMW-O-19	10/04/10	74.46	-----	26.31	-----	48.15
GMW-O-19	11/16/10	74.46	-----	26.67	-----	47.79
GMW-O-19	12/22/10	74.46	-----	26.70	-----	47.76
GMW-O-19	01/10/11	74.46	-----	26.37	-----	48.09
GMW-O-19	02/24/11	74.46	-----	25.55	-----	48.91
GMW-O-19	03/23/11	74.46	-----	25.29	-----	49.17
GMW-O-19	04/11/11	74.46	-----	24.75	-----	49.71
GMW-O-19	05/13/11	74.46	-----	25.11	-----	49.35

APPENDIX C
HISTORICAL GROUNDWATER ELEVATIONS, NOVEMBER 1996 THROUGH NOVEMBER 2022
Defense Fuel Support Point Norwalk
15306 Norwalk Boulevard, Norwalk, California 90650

Well	Date	Top of Casing Elevation (feet MSL)	Depth to Product (feet btc)	Depth to Groundwater (feet btc)	Measured Product Thickness (feet)	Groundwater Elevation (feet MSL)
GMW-O-19	06/22/11	74.46	-----	25.27	-----	49.19
GMW-O-19	07/11/11	74.46	-----	25.42	-----	49.04
GMW-O-19	08/19/11	74.46	-----	25.32	-----	49.14
GMW-O-19	09/22/11	74.46	-----	25.82	-----	48.64
GMW-O-19	10/10/11	74.46	-----	25.40	-----	49.06
GMW-O-19	11/28/11	74.46	-----	25.96	-----	48.50
GMW-O-19	12/21/11	74.46	-----	26.43	-----	48.03
GMW-O-19	01/09/12	74.46	-----	26.56	-----	47.90
GMW-O-19	02/23/12	74.46	-----	27.08	-----	47.38
GMW-O-19	03/28/12	74.46	-----	27.14	-----	47.32
GMW-O-19	04/16/12	74.46	-----	26.88	-----	47.58
GMW-O-19	05/25/12	74.46	-----	27.01	-----	47.45
GMW-O-19	06/15/12	74.46	-----	27.23	-----	47.23
GMW-O-19	07/09/12	74.46	-----	27.27	-----	47.19
GMW-O-19	08/29/12	74.46	-----	27.58	-----	46.88
GMW-O-19	09/26/12	74.46	-----	27.90	-----	46.56
GMW-O-19	10/15/12	74.46	-----	27.46	-----	47.00
GMW-O-19	11/29/12	74.46	-----	28.16	-----	46.30
GMW-O-19	12/26/12	74.46	-----	28.03	-----	46.43
GMW-O-19	01/14/13	74.46	-----	28.02	-----	46.44
GMW-O-19	02/20/13	74.46	-----	28.28	-----	46.18
GMW-O-19	04/08/13	74.46	-----	28.36	-----	46.10
GMW-O-19	10/07/13	74.46	-----	28.68	-----	45.78
GMW-O-19	04/14/14	74.46	-----	28.82	-----	45.64
GMW-O-19	10/27/14	74.46	-----	29.34	-----	45.12
GMW-O-19	04/20/15	74.46	-----	28.41	-----	46.05
GMW-O-19	10/19/15	74.46	-----	30.63	-----	43.83
GMW-O-19	04/11/16	74.46	-----	31.70	-----	42.76
GMW-O-19	10/03/16	74.46	-----	32.20	-----	42.26
GMW-O-19	04/17/17	74.46	-----	30.94	-----	43.52
GMW-O-19	10/02/17	74.46	-----	31.20	-----	43.26
GMW-O-19	04/16/18	74.46	-----	32.72	-----	41.74
GMW-O-19	11/05/18	74.46	-----	33.37	-----	41.09
GMW-O-19	04/16/19	74.46	-----	31.22	-----	43.24
GMW-O-19	10/28/19	74.46	-----	32.19	-----	42.27
GMW-O-19	05/04/20	74.46	-----	30.94	-----	43.52
GMW-O-19	11/02/20	74.46	-----	27.11	-----	47.35
GMW-O-19	05/03/21	74.46	-----	29.50	-----	44.96
GMW-O-19	11/01/21	74.46	-----	36.01	-----	38.45
GMW-O-19	05/09/22	74.46	-----	32.28	-----	42.18
GMW-O-19	10/31/22	74.46	-----	33.43	-----	41.03
GMW-O-20	05/07/01	73.34	-----	22.15	-----	51.19
GMW-O-20	08/15/08	73.34	-----	25.90	-----	47.44

APPENDIX C

HISTORICAL GROUNDWATER ELEVATIONS, NOVEMBER 1996 THROUGH NOVEMBER 2022

Defense Fuel Support Point Norwalk

15306 Norwalk Boulevard, Norwalk, California 90650

Well	Date	Top of Casing Elevation (feet MSL)	Depth to Product (feet btc)	Depth to Groundwater (feet btc)	Measured Product Thickness (feet)	Groundwater Elevation (feet MSL)
GMW-O-20	10/17/08	73.34	-----	25.82	-----	47.52
GMW-O-20	04/21/09	73.32	-----	28.70	-----	44.62
GMW-O-20	10/04/10	73.32	31.10	31.20	0.10	NC
GMW-O-20	04/11/11	73.32	-----	23.82	-----	49.50
GMW-O-20	10/10/11	73.32	-----	24.05	-----	49.27
GMW-O-20	01/09/12	73.32	-----	24.68	-----	48.64
GMW-O-20	04/16/12	73.32	-----	26.18	-----	47.14
GMW-O-20	07/09/12	73.32	-----	32.92	-----	40.40
GMW-O-20	10/15/12	73.32	32.95	32.97	0.02	NC
GMW-O-20	01/14/13	73.32	32.93	32.98	0.05	NC
GMW-O-20	04/08/13	73.32	26.46	29.63	3.17	NC
GMW-O-20	10/07/13	73.32	27.06	32.09	5.03	NC
GMW-O-20	04/25/14	73.32	28.40	28.48	0.08	NC
GMW-O-20	10/27/14	73.32	27.76	30.70	2.94	NC
GMW-O-20	04/22/15	73.32	27.98	32.25	4.27	NC
GMW-O-20	10/22/15	73.32	29.38	31.36	1.98	NC
GMW-O-20	04/12/16	73.32	-----	32.48	-----	40.84
GMW-O-20	10/03/16	73.32	-----	33.12	-----	40.20
GMW-O-20	04/20/17	73.32	-----	29.70	-----	43.62
GMW-O-20	10/02/17	73.32	-----	33.03	-----	40.29
GMW-O-20	04/16/18	73.32	-----	32.67	-----	40.65
GMW-O-20	11/05/18	73.32	-----	32.92	-----	40.40
GMW-O-20	04/23/19	73.32	-----	30.55	-----	42.77
GMW-O-20	11/01/19	73.32	32.50	32.53	0.03	NC
GMW-O-20	05/04/20	73.32	-----	30.70	-----	42.62
GMW-O-20	11/02/20	73.32	-----	30.97	-----	42.35
GMW-O-20	05/03/21	73.32	-----	32.67	-----	40.65
GMW-O-20	11/01/21	73.32	-----	34.90	-----	38.42
GMW-O-20	05/09/22	73.32	-----	32.11	-----	41.21
GMW-O-20	10/31/22	73.32	inaccessible due to construction			
GMW-O-21	10/06/03	73.49	-----	22.60	-----	50.89
GMW-O-21	10/17/08	73.94	-----	26.00	-----	47.94
GMW-O-21	10/04/10	71.43	-----	25.40	-----	46.03
GMW-O-21	04/13/11	71.43	-----	23.72	-----	47.71
GMW-O-21	10/10/11	71.43	-----	24.65	-----	46.78
GMW-O-21	10/15/12	71.43	-----	32.50	-----	38.93
GMW-O-21	04/14/14	71.43	28.61	28.65	0.04	NC
GMW-O-21	10/27/14	71.43	28.93	29.75	0.82	NC
GMW-O-21	04/20/15	71.43	28.99	30.15	1.16	NC
GMW-O-21	07/02/15	71.43	29.88	32.30	2.42	NC
GMW-O-21	10/19/15	71.43	31.20	31.43	0.23	NC
GMW-O-21	04/11/16	71.43	31.84	32.17	0.33	NC
GMW-O-21	10/03/16	71.43	-----	33.45	-----	37.98

APPENDIX C
HISTORICAL GROUNDWATER ELEVATIONS, NOVEMBER 1996 THROUGH NOVEMBER 2022
Defense Fuel Support Point Norwalk
15306 Norwalk Boulevard, Norwalk, California 90650

Well	Date	Top of Casing Elevation (feet MSL)	Depth to Product (feet btc)	Depth to Groundwater (feet btc)	Measured Product Thickness (feet)	Groundwater Elevation (feet MSL)
GMW-O-21	04/17/17	71.43	-----	30.48	-----	40.95
GMW-O-21	10/02/17	71.43	-----	33.45	-----	37.98
GMW-O-21	04/16/18	71.43	-----	33.13	-----	38.30
GMW-O-21	11/05/18	71.43	-----	33.68	-----	37.75
GMW-O-21	04/16/19	71.43	-----	32.34	-----	39.09
GMW-O-21	11/01/19	71.43	-----	33.00	-----	38.43
GMW-O-21	05/04/20	71.43	-----	31.24	-----	40.19
GMW-O-21	11/02/20	71.43	-----	30.30	-----	41.13
GMW-O-21	05/03/21	71.43	-----	32.17	-----	39.26
GMW-O-21	11/01/21	71.43	-----	32.96	-----	38.47
GMW-O-21	05/09/22	71.43	-----	32.83	-----	38.60
GMW-O-21	10/31/22	71.43	-----	30.85	-----	40.58
GMW-O-23	08/28/07	73.63	-----	23.00	-----	50.63
GMW-O-23	11/13/07	73.63	-----	23.90	-----	49.73
GMW-O-23	08/15/08	73.63	-----	26.28	-----	47.35
GMW-O-23	10/17/08	73.63	-----	27.16	-----	46.47
GMW-O-23	04/21/09	73.63	-----	27.30	-----	46.33
GMW-O-23	10/04/10	73.63	-----	25.92	-----	47.71
GMW-O-23	01/10/11	73.63	-----	27.45	-----	46.18
GMW-O-23	04/11/11	73.63	-----	25.03	-----	48.60
GMW-O-23	10/10/11	73.63	-----	25.25	-----	48.38
GMW-O-23	01/09/12	73.63	-----	25.91	-----	47.72
GMW-O-23	04/16/12	73.63	-----	27.38	-----	46.25
GMW-O-23	07/09/12	73.63	-----	27.41	-----	46.22
GMW-O-23	10/15/12	73.63	-----	26.48	-----	47.15
GMW-O-23	01/14/13	73.63	-----	29.35	-----	44.28
GMW-O-23	04/08/13	73.63	27.74	29.81	2.07	NC
GMW-O-23	10/07/13	73.63	28.30	32.86	4.56	NC
GMW-O-23	04/25/14	73.63	29.66	29.81	0.15	NC
GMW-O-23	10/27/14	73.63	28.80	32.51	3.71	NC
GMW-O-23	04/22/15	73.63	30.36	33.08	2.72	NC
GMW-O-23	10/22/15	73.63	30.46	32.82	2.36	NC
GMW-O-23	04/12/16	73.63	-----	32.59	-----	41.04
GMW-O-23	10/03/16	73.63	-----	34.90	-----	38.73
GMW-O-23	04/20/17	73.63	-----	30.88	-----	42.75
GMW-O-23	10/02/17	73.63	-----	34.70	-----	38.93
GMW-O-23	04/16/18	73.63	-----	34.05	-----	39.58
GMW-O-23	11/05/18	73.63	-----	34.31	-----	39.32
GMW-O-23	04/16/19	73.63	-----	32.99	-----	40.64
GMW-O-23	10/28/19	73.63	34.39	34.40	0.01	NC
GMW-O-23	05/04/20	73.63	-----	31.92	-----	41.71
GMW-O-23	11/02/20	73.63	-----	32.24	-----	41.39
GMW-O-23	05/03/21	73.63	-----	32.91	-----	40.72

APPENDIX C
HISTORICAL GROUNDWATER ELEVATIONS, NOVEMBER 1996 THROUGH NOVEMBER 2022
Defense Fuel Support Point Norwalk
15306 Norwalk Boulevard, Norwalk, California 90650

Well	Date	Top of Casing Elevation (feet MSL)	Depth to Product (feet btc)	Depth to Groundwater (feet btc)	Measured Product Thickness (feet)	Groundwater Elevation (feet MSL)
GMW-O-23	11/01/21	73.63	-----	33.75	-----	39.88
GMW-O-23	05/09/22	73.63	-----	33.40	-----	40.23
GMW-O-24	10/15/12	74.39	-----	27.90	-----	46.49
GMW-O-24	04/08/13	74.39	-----	28.53	-----	45.86
GMW-O-24	10/23/13	74.39	-----	29.40	-----	44.99
GMW-O-24	04/14/14	74.39	-----	29.33	-----	45.06
GMW-O-24	10/27/14	74.39	-----	29.82	-----	44.57
GMW-O-24	04/20/15	74.39	-----	30.23	-----	44.16
GMW-O-24	06/30/15	74.39	-----	31.06	-----	43.33
GMW-O-24	10/19/15	74.39	-----	30.95	-----	43.44
GMW-O-24	04/11/16	74.39	-----	31.84	-----	42.55
GMW-O-24	10/03/16	74.39	-----	32.39	-----	42.00
GMW-O-24	04/17/17	74.39	-----	28.60	-----	45.79
GMW-O-24	10/02/17	74.39	-----	31.90	-----	42.49
GMW-O-24	04/16/18	74.39	-----	32.50	-----	41.89
GMW-O-24	11/05/18	74.39	inaccessible; beehive in wellbox			
GMW-O-24	04/16/19	74.39	-----	31.59	-----	42.80
GMW-O-24	10/28/19	74.39	-----	DRY	-----	-----
GMW-O-24	05/04/20	74.39	-----	32.07	-----	42.32
GMW-O-24	05/03/21	74.39	-----	33.00	-----	41.39
GMW-O-24	11/01/21	74.39	-----	36.21	-----	38.18
GMW-O-24	05/09/22	74.39	-----	33.36	-----	41.03
GMW-O-24	10/31/22	74.39	-----	34.21	-----	40.18
GMW-SF-7	05/28/96	75.26	-----	26.65	-----	48.61
GMW-SF-7	11/20/96	75.26	-----	27.71	-----	47.55
GMW-SF-7	12/31/97	75.26	-----	27.11	-----	48.15
GMW-SF-7	05/03/99	75.26	-----	25.30	-----	49.96
GMW-SF-7	08/09/99	75.26	-----	25.79	-----	49.47
GMW-SF-7	11/15/99	75.26	-----	26.38	-----	48.88
GMW-SF-7	05/15/00	75.26	-----	25.88	-----	49.38
GMW-SF-7	11/13/00	75.26	-----	26.82	-----	48.44
GMW-SF-7	05/07/01	75.26	-----	24.35	-----	50.91
GMW-SF-7	11/05/01	75.26	-----	25.33	-----	49.93
GMW-SF-7	02/01/02	75.26	-----	25.52	-----	49.74
GMW-SF-7	04/08/02	75.26	-----	26.60	-----	48.66
GMW-SF-7	10/21/02	75.26	-----	27.02	-----	48.24
GMW-SF-7	01/27/03	75.26	-----	26.64	-----	48.62
GMW-SF-7	04/07/03	75.26	-----	25.70	-----	49.56
GMW-SF-7	07/31/03	75.26	-----	25.72	-----	49.54
GMW-SF-7	10/06/03	75.26	-----	26.57	-----	48.69
GMW-SF-7	01/11/04	75.26	-----	27.54	-----	47.72
GMW-SF-7	01/27/04	75.26	-----	26.65	-----	48.61

APPENDIX C
HISTORICAL GROUNDWATER ELEVATIONS, NOVEMBER 1996 THROUGH NOVEMBER 2022
Defense Fuel Support Point Norwalk
15306 Norwalk Boulevard, Norwalk, California 90650

Well	Date	Top of Casing Elevation (feet MSL)	Depth to Product (feet btc)	Depth to Groundwater (feet btc)	Measured Product Thickness (feet)	Groundwater Elevation (feet MSL)
GMW-SF-7	04/19/04	75.26	-----	26.64	-----	48.62
GMW-SF-7	07/19/04	75.26	-----	26.89	-----	48.37
GMW-SF-7	02/01/05	75.26	-----	25.15	-----	50.11
GMW-SF-7	05/02/05	75.26	-----	20.52	-----	54.74
GMW-SF-7	08/01/05	75.26	-----	22.03	-----	53.23
GMW-SF-7	10/31/05	75.26	-----	22.99	-----	52.27
GMW-SF-7	02/27/06	75.26	-----	23.65	-----	51.61
GMW-SF-7	05/01/06	75.26	-----	23.68	-----	51.58
GMW-SF-7	09/18/06	75.26	-----	24.41	-----	50.85
GMW-SF-7	12/04/06	75.26	-----	24.72	-----	50.54
GMW-SF-7	03/12/07	75.26	-----	25.18	-----	50.08
GMW-SF-7	04/30/07	75.26	-----	25.17	-----	50.09
GMW-SF-7	08/28/07	75.26	-----	25.02	-----	50.24
GMW-SF-7	11/12/07	75.26	-----	25.57	-----	49.69
GMW-SF-7	04/14/08	75.26	-----	25.40	-----	49.86
GMW-SF-7	10/13/08	75.26	-----	26.29	-----	48.97
GMW-SF-7	04/20/09	75.26	-----	26.26	-----	49.00
GMW-SF-7	10/19/09	75.26	-----	27.51	-----	47.75
GMW-SF-7	05/24/10	75.26	-----	27.07	-----	48.19
GMW-SF-7	05/28/10	75.26	-----	27.06	-----	48.20
GMW-SF-7	10/04/10	75.26	-----	27.47	-----	47.79
GMW-SF-7	04/11/11	75.26	-----	26.13	-----	49.13
GMW-SF-7	10/10/11	75.26	-----	26.93	-----	48.33
GMW-SF-7	04/16/12	75.26	-----	28.12	-----	47.14
GMW-SF-7	10/15/12	75.26	-----	28.93	-----	46.33
GMW-SF-7	04/08/13	75.26	-----	29.91	-----	45.35
GMW-SF-7	10/07/13	75.26	-----	30.08	-----	45.18
GMW-SF-7	04/14/14	75.26	-----	30.51	-----	44.75
GMW-SF-7	10/27/14	75.26	-----	30.92	-----	44.34
GMW-SF-7	04/20/15	75.26	-----	31.30	-----	43.96
GMW-SF-7	10/19/15	75.26	-----	32.03	-----	43.23
GMW-SF-7	04/11/16	75.26	-----	33.12	-----	42.14
GMW-SF-7	10/03/16	75.26	-----	33.72	-----	41.54
GMW-SF-7	04/17/17	75.26	-----	31.47	-----	43.79
GMW-SF-7	10/02/17	75.26	-----	33.17	-----	42.09
GMW-SF-7	04/16/18	75.26	-----	34.21	-----	41.05
GMW-SF-7	11/05/18	75.26	-----	34.77	-----	40.49
GMW-SF-7	04/16/19	75.26	-----	32.22	-----	43.04
GMW-SF-7	10/28/19	75.26	-----	34.00	-----	41.26
GMW-SF-7	05/04/20	75.26	-----	32.89	-----	42.37
GMW-SF-7	11/02/20	75.26	-----	30.61	-----	44.65
GMW-SF-7	05/03/21	75.26	-----	33.56	-----	41.70
GMW-SF-7	11/01/21	75.26	-----	37.99	-----	37.27
GMW-SF-7	05/09/22	75.26	-----	34.14	-----	41.12

APPENDIX C
HISTORICAL GROUNDWATER ELEVATIONS, NOVEMBER 1996 THROUGH NOVEMBER 2022
Defense Fuel Support Point Norwalk
15306 Norwalk Boulevard, Norwalk, California 90650

Well	Date	Top of Casing Elevation (feet MSL)	Depth to Product (feet btc)	Depth to Groundwater (feet btc)	Measured Product Thickness (feet)	Groundwater Elevation (feet MSL)
GMW-SF-8	05/28/96	76.75	-----	27.82	-----	48.93
GMW-SF-8	11/20/96	76.75	-----	28.77	-----	47.98
GMW-SF-8	07/01/97	76.75	-----	27.35	-----	49.40
GMW-SF-8	12/31/97	76.75	-----	28.42	-----	48.33
GMW-SF-8	05/03/99	76.75	-----	26.61	-----	50.14
GMW-SF-8	08/09/99	76.75	-----	26.99	-----	49.76
GMW-SF-8	11/15/99	76.75	-----	27.55	-----	49.20
GMW-SF-8	05/15/00	76.45	-----	27.17	-----	49.28
GMW-SF-8	11/13/00	76.45	-----	27.97	-----	48.48
GMW-SF-8	05/07/01	76.45	-----	25.54	-----	50.91
GMW-SF-8	11/05/01	76.75	-----	26.55	-----	50.20
GMW-SF-8	04/08/02	76.75	-----	27.73	-----	49.02
GMW-SF-8	10/21/02	76.75	-----	28.07	-----	48.68
GMW-SF-8	01/27/03	76.75	-----	27.98	-----	48.77
GMW-SF-8	04/07/03	76.75	-----	27.63	-----	49.12
GMW-SF-8	07/31/03	76.75	-----	26.99	-----	49.76
GMW-SF-8	10/06/03	76.75	-----	27.30	-----	49.45
GMW-SF-8	01/11/04	76.75	-----	28.54	-----	48.21
GMW-SF-8	01/27/04	76.75	-----	27.87	-----	48.88
GMW-SF-8	04/19/04	76.75	-----	27.88	-----	48.87
GMW-SF-8	07/19/04	76.75	-----	28.05	-----	48.70
GMW-SF-8	02/01/05	76.75	-----	26.52	-----	50.23
GMW-SF-8	05/02/05	76.75	-----	21.91	-----	54.84
GMW-SF-8	08/01/05	76.75	-----	23.33	-----	53.42
GMW-SF-8	10/31/05	76.75	-----	24.41	-----	52.34
GMW-SF-8	02/27/06	76.75	-----	24.98	-----	51.77
GMW-SF-8	05/01/06	76.75	-----	24.98	-----	51.77
GMW-SF-8	09/18/06	76.75	-----	25.69	-----	51.06
GMW-SF-8	12/04/06	76.75	-----	26.03	-----	50.72
GMW-SF-8	04/30/07	76.75	-----	26.45	-----	50.30
GMW-SF-8	11/12/07	76.75	-----	26.87	-----	49.88
GMW-SF-8	04/14/08	76.75	-----	26.66	-----	50.09
GMW-SF-8	10/13/08	76.75	-----	27.75	-----	49.00
GMW-SF-8	04/20/09	76.75	-----	27.68	-----	49.07
GMW-SF-8	10/19/09	76.75	-----	29.01	-----	47.74
GMW-SF-8	05/24/10	76.75	-----	28.34	-----	48.41
GMW-SF-8	05/28/10	76.75	-----	28.30	-----	48.45
GMW-SF-8	10/04/10	76.75	-----	28.70	-----	48.05
GMW-SF-8	01/10/11	76.75	-----	28.85	-----	47.90
GMW-SF-8	04/11/11	76.75	-----	27.44	-----	49.31
GMW-SF-8	10/10/11	76.75	-----	28.18	-----	48.57
GMW-SF-8	01/09/12	76.75	-----	28.92	-----	47.83
GMW-SF-8	04/16/12	76.75	-----	29.34	-----	47.41

APPENDIX C
HISTORICAL GROUNDWATER ELEVATIONS, NOVEMBER 1996 THROUGH NOVEMBER 2022
Defense Fuel Support Point Norwalk
15306 Norwalk Boulevard, Norwalk, California 90650

Well	Date	Top of Casing Elevation (feet MSL)	Depth to Product (feet btc)	Depth to Groundwater (feet btc)	Measured Product Thickness (feet)	Groundwater Elevation (feet MSL)
GMW-SF-8	07/09/12	76.75	-----	30.09	-----	46.66
GMW-SF-8	10/15/12	76.75	-----	30.21	-----	46.54
GMW-SF-8	01/14/13	76.75	-----	30.92	-----	45.83
GMW-SF-8	04/08/13	76.75	-----	30.98	-----	45.77
GMW-SF-8	10/07/13	76.75	-----	32.16	-----	44.59
GMW-SF-8	04/14/14	76.75	-----	31.63	-----	45.12
GMW-SF-8	10/27/14	76.75	-----	32.08	-----	44.67
GMW-SF-8	04/20/15	76.75	-----	32.59	-----	44.16
GMW-SF-8	10/19/15	76.75	-----	33.28	-----	43.47
GMW-SF-8	04/11/16	76.75	-----	34.50	-----	42.25
GMW-SF-8	10/03/16	76.75	-----	35.01	-----	41.74
GMW-SF-8	04/17/17	76.75	-----	32.39	-----	44.36
GMW-SF-8	10/02/17	76.75	-----	34.54	-----	42.21
GMW-SF-8	04/16/18	76.75	-----	35.55	-----	41.20
GMW-SF-8	11/05/18	76.75	-----	36.05	-----	40.70
GMW-SF-8	04/16/19	76.75	-----	33.74	-----	43.01
GMW-SF-8	10/28/19	76.75	-----	35.20	-----	41.55
GMW-SF-8	05/04/20	76.75	-----	34.28	-----	42.47
GMW-SF-8	11/02/20	76.75	-----	32.18	-----	44.57
GMW-SF-8	05/03/21	76.75	-----	35.00	-----	41.75
GMW-SF-8	11/01/21	76.75	-----	40.00	-----	36.75
GMW-SF-8	05/09/22	76.75	-----	35.98	-----	40.77
GMW-SF-8	10/31/22	74.28	-----	34.35	-----	39.93
GMW-SF-9	04/21/09	73.00	-----	24.19	-----	48.81
GMW-SF-9	05/24/10	73.00	-----	28.31	-----	44.69
GMW-SF-9	05/28/10	73.00	-----	28.37	-----	44.63
GMW-SF-9	10/04/10	73.00	-----	25.28	-----	47.72
GMW-SF-9	04/11/11	73.00	-----	23.90	-----	49.10
GMW-SF-9	10/10/11	73.00	-----	24.70	-----	48.30
GMW-SF-9	04/16/12	73.00	-----	26.99	-----	46.01
GMW-SF-9	10/15/12	73.05	-----	34.21	-----	38.84
GMW-SF-9	01/14/13	73.05	-----	34.32	-----	38.73
GMW-SF-9	04/10/13	73.05	-----	27.37	-----	45.68
GMW-SF-9	09/05/14	73.05	28.29	29.33	1.04	NC
GMW-SF-9	04/20/15	73.05	-----	29.01	-----	44.04
GMW-SF-9	10/21/15	73.05	-----	29.69	-----	43.36
GMW-SF-9	10/21/15	73.05	-----	29.69	-----	43.36
GMW-SF-10	04/21/09	75.77	-----	27.10	-----	48.67
GMW-SF-10	10/04/10	75.77	-----	28.03	-----	47.74
GMW-SF-10	04/11/11	75.77	-----	26.80	-----	48.97
GMW-SF-10	10/10/11	75.77	-----	27.60	-----	48.17
GMW-SF-10	04/16/12	75.77	-----	28.81	-----	46.96

APPENDIX C
HISTORICAL GROUNDWATER ELEVATIONS, NOVEMBER 1996 THROUGH NOVEMBER 2022
Defense Fuel Support Point Norwalk
15306 Norwalk Boulevard, Norwalk, California 90650

Well	Date	Top of Casing Elevation (feet MSL)	Depth to Product (feet btc)	Depth to Groundwater (feet btc)	Measured Product Thickness (feet)	Groundwater Elevation (feet MSL)
GMW-SF-10	10/15/12	75.77	-----	29.88	-----	45.89
GW-1	05/01/98	75.00	-----	27.17	-----	47.83
GW-1	05/25/99	75.46	-----	27.73	-----	47.73
GW-1	05/15/00	75.46	-----	28.10	-----	47.36
GW-1	05/07/01	75.46	-----	27.43	-----	48.03
GW-1	04/08/02	75.46	-----	28.16	-----	47.30
GW-1	10/21/02	75.46	-----	27.95	-----	47.51
GW-1	04/07/03	75.46	-----	27.70	-----	47.76
GW-1	10/06/03	75.46	-----	27.97	-----	47.49
GW-1	04/19/04	75.97	-----	29.00	-----	46.97
GW-1	11/01/04	75.97	-----	28.98	-----	46.99
GW-1	05/02/05	75.46	-----	25.78	-----	49.68
GW-1	05/01/06	75.97	-----	26.20	-----	49.77
GW-1	12/01/06	75.97	-----	26.62	-----	49.35
GW-1	04/30/07	75.97	-----	26.78	-----	49.19
GW-1	11/12/07	75.97	-----	27.28	-----	48.69
GW-1	04/11/08	75.97	-----	26.60	-----	49.37
GW-1	07/24/08	75.97	-----	26.99	-----	48.98
GW-1	10/13/08	75.97	-----	27.56	-----	48.41
GW-1	02/09/09	75.46	-----	27.06	-----	48.40
GW-1	04/07/10	75.46	-----	29.76	-----	45.70
GW-1	10/01/10	75.97	-----	29.11	-----	46.86
GW-1	01/06/11	75.97	-----	29.99	-----	45.98
GW-1	04/12/11	75.97	-----	28.46	-----	47.51
GW-1	07/07/11	75.97	-----	28.45	-----	47.52
GW-1	10/07/11	75.97	-----	28.71	-----	47.26
GW-1	04/12/12	75.97	-----	29.46	-----	46.51
GW-1	01/10/13	75.97	-----	30.61	-----	45.36
GW-1	04/02/13	75.97	-----	30.70	-----	45.27
GW-1	10/01/13	75.97	-----	31.30	-----	44.67
GW-1	04/07/14	75.97	-----	32.39	-----	43.58
GW-1	10/27/14	75.97	-----	32.47	-----	43.50
GW-1	04/20/15	75.97	-----	32.81	-----	43.16
GW-1	10/19/15	75.97	-----	33.54	-----	42.43
GW-1	10/03/16	75.97	-----	34.47	-----	41.50
GW-1	04/18/17	75.97	-----	34.40	-----	41.57
GW-1	10/02/17	75.97	-----	34.92	-----	41.05
GW-1	04/16/18	75.97	-----	35.31	-----	40.66
GW-1	11/05/18	75.97	-----	35.83	-----	40.14
GW-1	04/15/19	75.97	-----	35.07	-----	40.90
GW-1	10/29/19	75.97	-----	35.95	-----	40.02
GW-1	05/04/20	75.97	-----	35.74	-----	40.23
GW-1	10/19/20	75.97	-----	35.88	-----	40.09

APPENDIX C
HISTORICAL GROUNDWATER ELEVATIONS, NOVEMBER 1996 THROUGH NOVEMBER 2022
Defense Fuel Support Point Norwalk
15306 Norwalk Boulevard, Norwalk, California 90650

Well	Date	Top of Casing Elevation (feet MSL)	Depth to Product (feet btc)	Depth to Groundwater (feet btc)	Measured Product Thickness (feet)	Groundwater Elevation (feet MSL)
GW-1	05/04/21	75.97	-----	36.00	-----	39.97
GW-1	11/01/21	75.97	-----	36.59	-----	39.38
GW-1	05/09/22	75.97	-----	36.76	-----	39.21
GW-1	10/31/22	75.97	-----	36.90	-----	39.07
GW-2	05/01/98	75.00	-----	27.65	-----	47.35
GW-2	05/25/99	76.39	-----	28.47	-----	47.92
GW-2	05/15/00	76.39	-----	28.88	-----	47.51
GW-2	05/07/01	76.39	-----	28.22	-----	48.17
GW-2	04/08/02	76.39	-----	28.85	-----	47.54
GW-2	10/21/02	76.39	-----	28.75	-----	47.64
GW-2	04/07/03	76.39	-----	28.58	-----	47.81
GW-2	10/06/03	76.39	-----	28.67	-----	47.72
GW-2	04/19/04	75.78	-----	28.75	-----	47.03
GW-2	11/01/04	75.78	-----	28.72	-----	47.06
GW-2	05/02/05	76.39	-----	26.05	-----	50.34
GW-2	05/01/06	75.78	-----	25.84	-----	49.94
GW-2	12/01/06	75.78	-----	26.23	-----	49.55
GW-2	04/30/07	75.78	-----	26.52	-----	49.26
GW-2	04/11/08	76.39	-----	27.39	-----	49.00
GW-2	07/24/08	76.39	-----	27.88	-----	48.51
GW-2	10/13/08	76.39	-----	28.31	-----	48.08
GW-2	02/09/09	76.39	-----	27.61	-----	48.78
GW-2	01/11/10	76.39	-----	29.26	-----	47.13
GW-2	04/07/10	76.39	-----	29.45	-----	46.94
GW-2	01/06/11	75.78	-----	32.45	-----	43.33
GW-2	04/06/11	75.78	-----	28.31	-----	47.47
GW-2	07/07/11	75.78	-----	28.25	-----	47.53
GW-2	10/06/11	75.78	-----	28.47	-----	47.31
GW-2	04/12/12	75.78	-----	29.34	-----	46.44
GW-2	04/19/12	75.78	-----	28.99	-----	46.79
GW-2	01/10/13	75.78	-----	30.42	-----	45.36
GW-2	04/02/13	75.78	-----	30.25	-----	45.53
GW-2	04/08/13	75.78	-----	30.11	-----	45.67
GW-2	10/01/13	75.78	-----	30.95	-----	44.83
GW-2	04/07/14	75.78	-----	32.10	-----	43.68
GW-2	04/15/14	75.78	-----	31.82	-----	43.96
GW-2	10/27/14	75.78	-----	32.16	-----	43.62
GW-2	04/20/15	75.78	-----	32.53	-----	43.25
GW-2	10/19/15	75.78	-----	33.21	-----	42.57
GW-2	04/11/16	75.78	-----	33.61	-----	42.17
GW-2	10/03/16	75.78	-----	34.08	-----	41.70
GW-2	04/18/17	75.78	-----	34.15	-----	41.63
GW-2	10/02/17	75.78	-----	34.53	-----	41.25

APPENDIX C
HISTORICAL GROUNDWATER ELEVATIONS, NOVEMBER 1996 THROUGH NOVEMBER 2022
Defense Fuel Support Point Norwalk
15306 Norwalk Boulevard, Norwalk, California 90650

Well	Date	Top of Casing Elevation (feet MSL)	Depth to Product (feet btc)	Depth to Groundwater (feet btc)	Measured Product Thickness (feet)	Groundwater Elevation (feet MSL)
GW-2	04/16/18	75.78	-----	34.80	-----	40.98
GW-2	11/05/18	75.78	-----	35.26	-----	40.52
GW-2	04/15/19	75.78	-----	34.97	-----	40.81
GW-2	10/29/19	75.78	-----	35.33	-----	40.45
GW-2	05/04/20	75.78	-----	35.27	-----	40.51
GW-2	10/19/20	75.78	-----	35.33	-----	40.45
GW-2	05/04/21	75.78	-----	35.69	-----	40.09
GW-2	11/01/21	75.78	-----	35.96	-----	39.82
GW-2	05/10/22	75.78	-----	36.14	-----	39.64
GW-2	10/31/22	75.78	-----	36.30	-----	39.48
GW-3	05/01/98	75.00	-----	28.26	-----	46.74
GW-3	05/25/99	76.56	-----	28.90	-----	47.66
GW-3	05/15/00	76.56	-----	29.29	-----	47.27
GW-3	05/07/01	76.56	-----	28.63	-----	47.93
GW-3	04/08/02	76.56	-----	29.23	-----	47.33
GW-3	10/21/02	76.56	-----	29.26	-----	47.30
GW-3	04/07/03	76.56	-----	28.25	-----	48.31
GW-3	10/06/03	76.56	-----	29.06	-----	47.50
GW-3	04/19/04	76.56	-----	30.24	-----	46.32
GW-3	11/01/04	75.79	-----	28.84	-----	46.95
GW-3	05/02/05	76.56	-----	25.65	-----	50.91
GW-3	05/01/06	75.79	-----	25.90	-----	49.89
GW-3	12/01/06	75.79	-----	26.31	-----	49.48
GW-3	04/30/07	73.86	-----	26.65	-----	47.21
GW-3	11/12/07	75.79	-----	27.11	-----	48.68
GW-3	04/11/08	76.56	-----	27.92	-----	48.64
GW-3	07/24/08	75.79	-----	27.79	-----	48.00
GW-3	10/13/08	75.79	-----	28.39	-----	47.40
GW-3	02/09/09	75.79	-----	27.12	-----	48.67
GW-3	04/20/09	75.79	-----	26.30	-----	49.49
GW-3	10/19/09	75.79	-----	29.24	-----	46.55
GW-3	04/07/10	76.56	-----	55.57	-----	20.99
GW-3	04/12/10	75.79	-----	28.84	-----	46.95
GW-3	10/01/10	75.79	-----	29.10	-----	46.69
GW-3	04/06/11	75.79	-----	28.50	-----	47.29
GW-3	07/08/11	75.79	-----	28.36	-----	47.43
GW-3	10/06/11	75.79	-----	28.65	-----	47.14
GW-3	04/12/12	75.79	-----	29.35	-----	46.44
GW-3	01/10/13	75.79	-----	30.49	-----	45.30
GW-3	04/02/13	75.79	-----	30.38	-----	45.41
GW-3	04/08/13	75.79	-----	30.26	-----	45.53
GW-3	10/01/13	75.79	-----	31.14	-----	44.65
GW-3	04/09/14	75.79	-----	31.99	-----	43.80

APPENDIX C
HISTORICAL GROUNDWATER ELEVATIONS, NOVEMBER 1996 THROUGH NOVEMBER 2022
Defense Fuel Support Point Norwalk
15306 Norwalk Boulevard, Norwalk, California 90650

Well	Date	Top of Casing Elevation (feet MSL)	Depth to Product (feet btc)	Depth to Groundwater (feet btc)	Measured Product Thickness (feet)	Groundwater Elevation (feet MSL)
GW-3	04/15/14	75.79	-----	31.92	-----	43.87
GW-3	10/27/14	75.79	-----	32.34	-----	43.45
GW-3	04/20/15	75.79	-----	32.72	-----	43.07
GW-3	10/19/15	75.79	-----	33.39	-----	42.40
GW-3	04/11/16	75.79	-----	33.76	-----	42.03
GW-3	10/03/16	75.79	-----	34.29	-----	41.50
GW-3	04/18/17	75.79	-----	34.35	-----	41.44
GW-3	10/02/17	75.79	-----	34.66	-----	41.13
GW-3	10/25/17	75.79	-----	34.77	-----	41.02
GW-3	04/16/18	75.79	-----	35.02	-----	40.77
GW-3	11/05/18	75.79	-----	35.54	-----	40.25
GW-3	04/15/19	75.79	-----	35.15	-----	40.64
GW-3	10/28/19	75.79	-----	35.66	-----	40.13
GW-3	05/04/20	75.79	-----	35.61	-----	40.18
GW-3	10/19/20	75.79	-----	35.71	-----	40.08
GW-3	11/02/20	75.79	-----	35.79	-----	40.00
GW-3	05/04/21	75.79	-----	38.00	-----	37.79
GW-3	11/01/21	75.79	-----	36.29	-----	39.50
GW-3	05/09/22	75.79	-----	36.50	-----	39.29
GW-3	10/31/22	75.79	-----	36.65	-----	39.14
GW-4	05/01/98	78.51	-----	30.45	-----	48.06
GW-4	05/25/99	74.77	-----	26.97	-----	47.80
GW-4	05/15/00	74.77	-----	27.80	-----	46.97
GW-4	05/07/01	74.77	-----	26.87	-----	47.90
GW-4	04/08/02	74.77	-----	27.60	-----	47.17
GW-4	10/21/02	74.77	-----	27.60	-----	47.17
GW-4	04/07/03	74.77	-----	27.25	-----	47.52
GW-4	10/06/03	74.77	-----	27.40	-----	47.37
GW-4	04/19/04	74.77	-----	28.07	-----	46.70
GW-4	11/01/04	74.77	-----	28.09	-----	46.68
GW-4	05/01/06	73.86	-----	28.52	-----	45.34
GW-4	11/12/07	74.77	-----	26.40	-----	48.37
GW-4	04/11/08	74.77	-----	26.32	-----	48.45
GW-4	07/24/08	74.77	-----	26.71	-----	48.06
GW-4	10/13/08	74.77	-----	27.31	-----	47.46
GW-4	02/09/09	74.77	-----	26.05	-----	48.72
GW-4	04/07/10	74.77	-----	28.12	-----	46.65
GW-4	10/19/15	73.86	-----	31.79	-----	42.07
GW-4	04/11/16	73.86	-----	32.19	-----	41.67
GW-4	10/03/16	73.86	-----	32.82	-----	41.04
GW-4	04/17/17	73.86	-----	DRY	-----	-----
GW-4	10/02/17	73.86	well full of mud			
GW-4	11/05/18	73.86	obstruction at 17.65 feet			

APPENDIX C
HISTORICAL GROUNDWATER ELEVATIONS, NOVEMBER 1996 THROUGH NOVEMBER 2022
Defense Fuel Support Point Norwalk
15306 Norwalk Boulevard, Norwalk, California 90650

Well	Date	Top of Casing Elevation (feet MSL)	Depth to Product (feet btc)	Depth to Groundwater (feet btc)	Measured Product Thickness (feet)	Groundwater Elevation (feet MSL)
GW-4	04/15/19	73.86	-----	33.29	-----	40.57
GW-4	10/28/19	73.86	-----	33.74	-----	40.12
GW-4	10/19/20	73.86	obstruction at 26.37 feet			
GW-4	05/09/22	73.86	obstruction at 26.40 feet			
GW-4	11/02/22	73.86	pump in well; could not gauge			
GW-5	05/01/98	75.00	-----	26.42	-----	48.58
GW-5	05/25/99	77.09	-----	29.01	-----	48.08
GW-5	05/15/00	77.09	-----	36.26	-----	40.83
GW-5	05/07/01	77.09	-----	30.32	-----	46.77
GW-5	04/08/02	77.09	-----	29.75	-----	47.34
GW-5	10/21/02	77.09	-----	30.27	-----	46.82
GW-5	04/07/03	77.09	-----	29.30	-----	47.79
GW-5	10/06/03	77.09	-----	29.34	-----	47.75
GW-5	04/19/04	77.09	-----	30.24	-----	46.85
GW-5	11/01/04	77.09	-----	30.02	-----	47.07
GW-5	05/02/05	77.09	-----	25.81	-----	51.28
GW-5	05/01/06	77.09	-----	26.87	-----	50.22
GW-5	12/01/06	77.09	-----	27.45	-----	49.64
GW-5	04/27/07	77.09	-----	27.75	-----	49.34
GW-5	11/12/07	77.09	-----	28.36	-----	48.73
GW-5	04/11/08	77.09	-----	28.17	-----	48.92
GW-5	07/24/08	77.09	-----	28.62	-----	48.47
GW-5	10/13/08	77.09	-----	29.21	-----	47.88
GW-5	02/09/09	76.99	-----	27.68	-----	49.31
GW-5	04/07/10	76.99	-----	29.88	-----	47.11
GW-5	10/01/10	76.99	-----	30.03	-----	46.96
GW-5	01/06/11	76.99	-----	30.18	-----	46.81
GW-5	04/06/11	76.99	-----	29.11	-----	47.88
GW-5	07/08/11	76.99	-----	29.24	-----	47.75
GW-5	10/06/11	76.99	-----	29.58	-----	47.41
GW-5	04/12/12	76.99	-----	30.48	-----	46.51
GW-5	01/10/13	76.99	-----	31.68	-----	45.31
GW-5	04/02/13	76.99	-----	31.59	-----	45.40
GW-5	10/01/13	76.99	-----	32.33	-----	44.66
GW-5	04/07/14	76.99	-----	33.22	-----	43.77
GW-5	10/27/14	76.99	-----	33.45	-----	43.54
GW-5	Well decommissioned in December 2014 prior to remedial excavation					
GW-5R	10/02/17	79.06	-----	37.61	-----	41.45
GW-5R	04/16/18	79.06	-----	38.07	-----	40.99
GW-5R	11/05/18	79.06	-----	38.59	-----	40.47
GW-5R	04/16/19	79.06	-----	36.78	-----	42.28
GW-5R	10/28/19	79.06	-----	38.65	-----	40.41
GW-5R	05/04/20	79.06	-----	38.33	-----	40.73

APPENDIX C
HISTORICAL GROUNDWATER ELEVATIONS, NOVEMBER 1996 THROUGH NOVEMBER 2022
Defense Fuel Support Point Norwalk
15306 Norwalk Boulevard, Norwalk, California 90650

Well	Date	Top of Casing Elevation (feet MSL)	Depth to Product (feet btc)	Depth to Groundwater (feet btc)	Measured Product Thickness (feet)	Groundwater Elevation (feet MSL)
GW-5R	10/19/20	79.06	-----	38.59	-----	40.47
GW-5R	05/03/21	79.06	-----	38.80	-----	40.26
GW-5R	11/01/21	79.06	-----	39.29	-----	39.77
GW-5R	05/09/22	79.06	-----	39.47	-----	39.59
GW-5R	11/01/22	79.06	-----	39.45	-----	39.61
GW-6	05/01/98	75.00	-----	26.27	-----	48.73
GW-6	05/25/99	77.41	-----	29.61	-----	47.80
GW-6	05/15/00	77.41	-----	30.25	-----	47.16
GW-6	05/07/01	77.41	-----	30.31	-----	47.10
GW-6	04/08/02	77.41	-----	30.01	-----	47.40
GW-6	10/21/02	77.41	-----	27.32	-----	50.09
GW-6	04/07/03	77.41	-----	28.45	-----	48.96
GW-6	10/06/03	77.41	-----	28.65	-----	48.76
GW-6	04/19/04	76.38	-----	29.64	-----	46.74
GW-6	11/01/04	77.41	-----	30.32	-----	47.09
GW-6	05/02/05	77.41	-----	26.27	-----	51.14
GW-6	05/01/06	76.38	-----	26.20	-----	50.18
GW-6	12/01/06	76.38	-----	26.86	-----	49.52
GW-6	04/27/07	76.38	-----	27.14	-----	49.24
GW-6	11/12/07	77.41	-----	27.75	-----	49.66
GW-6	04/11/08	76.38	-----	27.52	-----	48.86
GW-6	07/24/08	76.38	-----	27.75	-----	48.63
GW-6	10/13/08	76.38	-----	28.54	-----	47.84
GW-6	02/09/09	76.38	-----	27.38	-----	49.00
GW-6	04/20/09	76.38	-----	28.41	-----	47.97
GW-6	10/19/09	76.38	-----	29.32	-----	47.06
GW-6	04/07/10	76.38	-----	30.21	-----	46.17
GW-6	04/12/10	76.38	-----	29.61	-----	46.77
GW-6	01/06/11	76.38	-----	29.45	-----	46.93
GW-6	04/06/11	76.38	-----	28.35	-----	48.03
GW-6	07/07/11	76.38	28.51	28.52	0.01	NC
GW-6	10/06/11	76.38	-----	28.88	-----	47.50
GW-6	04/12/12	76.38	-----	29.88	-----	46.50
GW-6	04/18/12	76.38	-----	29.65	-----	46.73
GW-6	01/10/13	76.38	-----	31.13	-----	45.25
GW-6	04/02/13	76.38	-----	31.03	-----	45.35
GW-6	04/08/13	76.38	-----	31.00	-----	45.38
GW-6	10/01/13	76.38	-----	31.78	-----	44.60
GW-6	04/09/14	76.38	-----	32.55	-----	43.83
GW-6	04/15/14	76.38	-----	32.43	-----	43.95
GW-6	10/27/14	76.38	-----	32.87	-----	43.51
GW-6	04/20/15	76.38	-----	33.23	-----	43.15
GW-6	10/03/16	76.38	-----	34.88	-----	41.50

APPENDIX C
HISTORICAL GROUNDWATER ELEVATIONS, NOVEMBER 1996 THROUGH NOVEMBER 2022
Defense Fuel Support Point Norwalk
15306 Norwalk Boulevard, Norwalk, California 90650

Well	Date	Top of Casing Elevation (feet MSL)	Depth to Product (feet btc)	Depth to Groundwater (feet btc)	Measured Product Thickness (feet)	Groundwater Elevation (feet MSL)
GW-6	04/17/17	76.38	-----	34.46	-----	41.92
GW-6	10/02/17	76.38	-----	35.03	-----	41.35
GW-6	04/16/18	76.38	-----	35.48	-----	40.90
GW-6	11/05/18	76.38	-----	35.99	-----	40.39
GW-6	04/16/19	76.38	-----	32.05	-----	44.33
GW-6	10/29/19	76.38	-----	36.29	-----	40.09
GW-6	05/04/20	76.38	-----	35.75	-----	40.63
GW-6	10/19/20	76.38	-----	35.92	-----	40.46
GW-6	05/03/21	76.38	-----	36.10	-----	40.28
GW-6	11/01/21	76.38	-----	36.80	-----	39.58
GW-6	05/09/22	76.38	-----	36.80	-----	39.58
GW-6	11/01/22	76.38	-----	37.07	-----	39.31
GW-7	05/01/98	75.00	-----	26.14	-----	48.86
GW-7	05/25/99	76.46	-----	28.29	-----	48.17
GW-7	05/15/00	76.46	-----	28.45	-----	48.01
GW-7	04/08/02	76.46	-----	27.66	-----	48.80
GW-7	10/21/02	76.76	-----	27.20	-----	49.56
GW-7	04/07/03	76.76	-----	28.40	-----	48.36
GW-7	10/06/03	76.76	-----	28.83	-----	47.93
GW-7	04/19/04	75.02	-----	28.65	-----	46.37
GW-7	11/01/04	76.76	-----	28.91	-----	47.85
GW-7	05/02/05	76.76	-----	25.45	-----	51.31
GW-7	05/01/06	75.02	-----	24.78	-----	50.24
GW-7	12/01/06	75.02	-----	25.41	-----	49.61
GW-7	04/30/07	75.02	-----	25.84	-----	49.18
GW-7	04/11/08	76.76	-----	27.50	-----	49.26
GW-7	07/24/08	76.46	-----	27.62	-----	48.84
GW-7	10/14/08	76.46	-----	28.55	-----	47.91
GW-7	02/10/09	75.02	-----	27.75	-----	47.27
GW-7	04/08/10	76.76	-----	29.04	-----	47.72
GW-7	10/01/10	75.02	-----	27.91	-----	47.11
GW-7	01/07/11	75.02	-----	28.12	-----	46.90
GW-7	04/06/11	75.02	-----	26.94	-----	48.08
GW-7	07/08/11	75.02	-----	27.00	-----	48.02
GW-7	10/06/11	75.02	-----	27.50	-----	47.52
GW-7	01/11/13	75.02	-----	30.25	-----	44.77
GW-7	04/03/13	75.02	-----	30.03	-----	44.99
GW-7	10/02/13	75.02	-----	30.44	-----	44.58
GW-7	04/09/14	75.02	-----	31.22	-----	43.80
GW-7	10/27/14	75.02	-----	31.64	-----	43.38
GW-7	04/20/15	75.02	-----	31.95	-----	43.07
GW-7	10/19/15	75.02	33.29	33.52	0.23	NC
GW-7	10/03/16	75.02	-----	33.69	-----	41.33

APPENDIX C
HISTORICAL GROUNDWATER ELEVATIONS, NOVEMBER 1996 THROUGH NOVEMBER 2022
Defense Fuel Support Point Norwalk
15306 Norwalk Boulevard, Norwalk, California 90650

Well	Date	Top of Casing Elevation (feet MSL)	Depth to Product (feet btc)	Depth to Groundwater (feet btc)	Measured Product Thickness (feet)	Groundwater Elevation (feet MSL)
GW-7	04/17/17	75.02	-----	32.95	-----	42.07
GW-7	10/03/17	75.02	-----	33.94	-----	41.08
GW-7	04/16/18	75.02	-----	34.45	-----	40.57
GW-7	11/05/18	75.02	-----	34.95	-----	40.07
GW-7	05/10/19	75.02	-----	33.82	-----	41.20
GW-7	10/29/19	75.02	-----	35.16	-----	39.86
GW-7	05/04/20	75.02	-----	34.18	-----	40.84
GW-7	10/19/20	75.02	-----	34.59	-----	40.43
GW-7	05/04/21	75.02	-----	35.07	-----	39.95
GW-7	11/02/21	75.02	-----	35.65	-----	39.37
GW-7	05/10/22	75.02	-----	36.11	-----	38.91
GW-7	11/01/22	75.02	-----	36.48	-----	38.54
GW-8	05/01/98	75.00	-----	26.17	-----	48.83
GW-8	05/25/99	76.88	-----	28.59	-----	48.29
GW-8	05/15/00	76.88	-----	36.92	-----	39.96
GW-8	05/07/01	76.88	-----	34.15	-----	42.73
GW-8	04/08/02	76.88	-----	33.15	-----	43.73
GW-8	10/21/02	76.88	-----	28.24	-----	48.64
GW-8	04/07/03	76.88	-----	29.04	-----	47.84
GW-8	10/06/03	76.88	-----	29.10	-----	47.78
GW-8	04/19/04	76.88	-----	30.00	-----	46.88
GW-8	11/01/04	76.88	-----	29.85	-----	47.03
GW-8	05/02/05	76.88	-----	25.45	-----	51.43
GW-8	03/06/06	76.15	-----	26.38	-----	49.77
GW-8	05/01/06	76.88	-----	26.66	-----	50.22
GW-8	08/26/06	76.88	-----	26.91	-----	49.97
GW-8	12/01/06	76.15	-----	26.53	-----	49.62
GW-8	03/21/07	76.88	-----	27.52	-----	49.36
GW-8	04/27/07	76.88	-----	26.91	-----	49.97
GW-8	08/28/07	76.88	-----	26.91	-----	49.97
GW-8	11/12/07	76.88	-----	27.52	-----	49.36
GW-8	02/05/08	76.15	-----	28.62	-----	47.53
GW-8	04/11/08	76.15	-----	27.35	-----	48.80
GW-8	07/24/08	76.15	-----	27.81	-----	48.34
GW-8	10/13/08	76.15	-----	28.40	-----	47.75
GW-8	02/09/09	76.15	-----	28.59	-----	47.56
GW-8	07/16/09	76.15	-----	28.48	-----	47.67
GW-8	04/07/10	76.15	-----	29.04	-----	47.11
GW-8	10/01/10	76.15	-----	29.19	-----	46.96
GW-8	01/06/11	76.15	-----	29.32	-----	46.83
GW-8	04/06/11	76.15	-----	28.27	-----	47.88
GW-8	07/07/11	76.15	-----	28.41	-----	47.74
GW-8	10/06/11	76.15	-----	28.76	-----	47.39

APPENDIX C
HISTORICAL GROUNDWATER ELEVATIONS, NOVEMBER 1996 THROUGH NOVEMBER 2022
Defense Fuel Support Point Norwalk
15306 Norwalk Boulevard, Norwalk, California 90650

Well	Date	Top of Casing Elevation (feet MSL)	Depth to Product (feet btc)	Depth to Groundwater (feet btc)	Measured Product Thickness (feet)	Groundwater Elevation (feet MSL)
GW-8	04/12/12	76.15	-----	29.98	-----	46.17
GW-8	01/10/13	76.15	-----	30.85	-----	45.30
GW-8	04/02/13	76.15	-----	30.80	-----	45.35
GW-8	10/01/13	76.15	-----	31.53	-----	44.62
GW-8	04/07/14	76.15	-----	32.31	-----	43.84
GW-8	04/17/14	76.15	-----	31.99	-----	44.16
GW-8	10/27/14	76.15	-----	32.62	-----	43.53
GW-8	04/20/15	76.15	-----	32.95	-----	43.20
GW-8	10/20/15	76.15	-----	33.76	-----	42.39
GW-8	10/03/16	76.15	-----	34.58	-----	41.57
GW-8	04/17/17	76.15	-----	34.29	-----	41.86
GW-8	10/02/17	76.15	-----	34.88	-----	41.27
GW-8	04/16/18	76.15	-----	35.22	-----	40.93
GW-8	11/05/18	76.15	-----	35.75	-----	40.40
GW-8	04/16/19	76.15	-----	34.68	-----	41.47
GW-8	10/29/19	76.15	-----	35.70	-----	40.45
GW-8	05/04/20	76.15	-----	35.55	-----	40.60
GW-8	10/19/20	76.15	-----	35.79	-----	40.36
GW-8	11/02/20	76.15	-----	35.84	-----	40.31
GW-8	05/03/21	76.15	-----	36.01	-----	40.14
GW-8	11/01/21	76.15	-----	36.50	-----	39.65
GW-8	05/09/22	76.15	-----	36.72	-----	39.43
GW-8	11/01/22	76.15	-----	36.98	-----	39.17
GW-13	11/12/07	76.85	-----	28.31	-----	48.54
GW-13	07/24/08	77.45	-----	28.91	-----	48.54
GW-13	10/13/08	77.45	-----	29.29	-----	48.16
GW-13	02/09/09	76.85	-----	28.88	-----	47.97
GW-13	04/20/09	76.85	-----	29.48	-----	47.37
GW-13	10/19/09	76.85	-----	29.92	-----	46.93
GW-13	04/12/10	76.85	-----	29.91	-----	46.94
GW-13	01/06/11	76.85	-----	33.10	-----	43.75
GW-13	04/08/11	76.85	-----	29.49	-----	47.36
GW-13	07/07/11	76.85	-----	29.45	-----	47.40
GW-13	10/06/11	76.85	-----	29.64	-----	47.21
GW-13	04/12/12	76.85	-----	30.52	-----	46.33
GW-13	04/18/12	76.85	-----	30.27	-----	46.58
GW-13	01/10/13	76.85	-----	31.63	-----	45.22
GW-13	04/02/13	76.85	-----	31.51	-----	45.34
GW-13	04/08/13	76.85	-----	31.41	-----	45.44
GW-13	10/01/13	76.85	-----	32.24	-----	44.61
GW-13	04/07/14	76.85	-----	33.28	-----	43.57
GW-13	04/15/14	76.85	-----	33.00	-----	43.85
GW-13	10/27/14	76.85	-----	33.35	-----	43.50

APPENDIX C
HISTORICAL GROUNDWATER ELEVATIONS, NOVEMBER 1996 THROUGH NOVEMBER 2022
Defense Fuel Support Point Norwalk
15306 Norwalk Boulevard, Norwalk, California 90650

Well	Date	Top of Casing Elevation (feet MSL)	Depth to Product (feet btc)	Depth to Groundwater (feet btc)	Measured Product Thickness (feet)	Groundwater Elevation (feet MSL)
GW-13	04/20/15	76.85	-----	33.72	-----	43.13
GW-13	10/19/15	76.85	-----	34.42	-----	42.43
GW-13	04/11/16	76.85	-----	34.82	-----	42.03
GW-13	10/03/16	76.85	-----	35.32	-----	41.53
GW-13	04/17/17	76.85	-----	35.35	-----	41.50
GW-13	10/02/17	76.85	-----	34.17	-----	42.68
GW-13	04/16/18	76.85	-----	35.36	-----	41.49
GW-13	11/05/18	76.85	-----	36.85	-----	40.00
GW-13	04/15/19	76.85	-----	35.89	-----	40.96
GW-13	10/29/19	76.85	-----	36.61	-----	40.24
GW-13	05/05/20	76.85	-----	36.50	-----	40.35
GW-13	10/19/20	76.85	-----	36.55	-----	40.30
GW-13	05/03/21	76.85	-----	36.85	-----	40.00
GW-13	11/01/21	76.85	-----	37.14	-----	39.71
GW-13	05/09/22	76.85	-----	37.33	-----	39.52
GW-13	10/31/22	76.85	-----	37.48	-----	39.37
GW-13(1in)	04/11/08	77.10	-----	28.30	-----	48.80
GW-13(1in)	01/11/10	77.10	-----	30.24	-----	46.86
GW-13(1in)	04/07/10	77.10	-----	30.08	-----	47.02
GW-14	11/09/07	76.54	-----	27.85	-----	48.69
GW-14	04/14/08	76.54	-----	27.36	-----	49.18
GW-14	07/24/08	76.54	-----	26.02	-----	50.52
GW-14	10/13/08	76.54	-----	28.79	-----	47.75
GW-14	02/10/09	76.54	-----	26.62	-----	49.92
GW-14	04/20/09	76.54	-----	28.27	-----	48.27
GW-14	10/19/09	76.54	-----	27.46	-----	49.08
GW-14	04/08/10	76.54	-----	28.70	-----	47.84
GW-14	04/12/10	76.54	-----	28.40	-----	48.14
GW-14	01/08/11	76.54	-----	29.45	-----	47.09
GW-14	04/08/11	76.54	-----	27.98	-----	48.56
GW-14	07/08/11	76.54	-----	28.31	-----	48.23
GW-14	10/06/11	76.54	-----	28.93	-----	47.61
GW-14	04/12/12	76.54	-----	29.95	-----	46.59
GW-14	04/20/12	76.54	-----	29.90	-----	46.64
GW-14	01/10/13	76.54	-----	33.29	-----	43.25
GW-14	04/03/13	76.54	-----	31.29	-----	45.25
GW-14	04/08/13	76.54	-----	31.17	-----	45.37
GW-14	10/02/13	76.54	-----	32.04	-----	44.50
GW-14	04/09/14	76.54	-----	32.65	-----	43.89
GW-14	04/16/14	76.54	-----	32.42	-----	44.12
GW-14	10/27/14	76.54	-----	32.87	-----	43.67
GW-14	Well decommissioned in December 2014 prior to remedial excavation					

APPENDIX C
HISTORICAL GROUNDWATER ELEVATIONS, NOVEMBER 1996 THROUGH NOVEMBER 2022
Defense Fuel Support Point Norwalk
15306 Norwalk Boulevard, Norwalk, California 90650

Well	Date	Top of Casing Elevation (feet MSL)	Depth to Product (feet btc)	Depth to Groundwater (feet btc)	Measured Product Thickness (feet)	Groundwater Elevation (feet MSL)
GW-14(1in)	01/12/10	76.55	-----	29.84	-----	46.71
GW-14R	10/03/17	78.77	33.35	35.03	1.68	NC
GW-14R	04/16/18	78.77	33.80	36.50	2.70	NC
GW-14R	11/05/18	78.77	34.22	37.69	3.47	NC
GW-14R	04/15/19	78.77	33.74	34.76	1.02	NC
GW-14R	10/30/19	78.77	34.30	34.87	0.57	NC
GW-14R	10/19/20	78.77	well under vacuum, could not gauge			
GW-14R	05/03/21	78.77	-----	34.49	-----	44.28
GW-14R	11/02/21	78.77	-----	36.28	-----	42.49
GW-14R	05/10/22	78.77	pump blocking reading at 26.20 feet			
GW-14R	11/02/22	78.77	-----	34.27	-----	44.50
GW-15	04/11/08	74.94	-----	26.19	-----	48.75
GW-15	04/12/10	74.94	27.58	29.63	2.05	NC
GW-15	04/08/11	74.94	26.75	26.76	0.01	NC
GW-15	07/07/11	74.94	27.57	27.61	0.04	NC
GW-15	10/06/11	74.94	28.38	28.40	0.02	NC
GW-15	04/12/12	74.94	29.54	29.55	0.01	NC
GW-15	01/11/13	74.94	-----	30.39	-----	44.55
GW-15	04/03/13	74.94	29.13	35.20	6.07	NC
GW-15	10/02/13	74.94	31.70	35.01	3.31	NC
GW-15	04/09/14	74.94	-----	32.08	-----	42.86
GW-15	04/17/14	74.94	31.50	33.00	1.50	NC
GW-15	10/27/14	74.94	32.82	32.87	0.05	NC
GW-15	04/20/15	74.94	-----	32.39	-----	42.55
GW-15	10/21/15	74.94	-----	33.34	-----	41.60
GW-15	04/13/16	74.94	33.68	33.75	0.07	NC
GW-15	10/03/16	74.94	-----	34.31	-----	40.63
GW-15	04/20/17	74.94	-----	33.91	-----	41.03
GW-15	10/03/17	74.94	-----	33.58	-----	41.36
GW-15	04/16/18	74.94	-----	34.36	-----	40.58
GW-15	11/05/18	74.94	activated pump in well; not gauged			
GW-15	04/18/19	74.94	-----	34.51	-----	40.43
GW-15	10/29/19	74.94	-----	34.03	-----	40.91
GW-15	05/05/20	74.94	-----	34.25	-----	40.69
GW-15	10/19/20	74.94	-----	33.79	-----	41.15
GW-15	05/04/21	74.94	-----	33.94	-----	41.00
GW-15	11/02/21	74.94	-----	33.91	-----	41.03
GW-15	05/10/22	74.94	-----	35.25	-----	39.69
GW-15	10/31/22	74.94	-----	33.68	-----	41.26
GW-15(1in)	07/24/08	75.36	27.50	27.55	0.05	NC
GW-15(1in)	10/16/08	75.36	28.15	28.16	0.01	NC
GW-15(1in)	02/09/09	75.36	27.98	28.02	0.04	NC

APPENDIX C
HISTORICAL GROUNDWATER ELEVATIONS, NOVEMBER 1996 THROUGH NOVEMBER 2022
Defense Fuel Support Point Norwalk
15306 Norwalk Boulevard, Norwalk, California 90650

Well	Date	Top of Casing Elevation (feet MSL)	Depth to Product (feet btc)	Depth to Groundwater (feet btc)	Measured Product Thickness (feet)	Groundwater Elevation (feet MSL)
GW-15(1in)	07/17/09	75.36	28.51	28.59	0.08	NC
GW-15(1in)	04/08/10	75.36	27.74	29.43	1.69	NC
GW-16	10/19/09	76.33	-----	29.94	-----	46.39
GW-16	04/12/10	76.33	-----	28.71	-----	47.62
GW-16	07/07/11	76.33	-----	28.96	-----	47.37
GW-16	10/06/11	76.33	-----	29.34	-----	46.99
GW-16	04/12/12	76.33	-----	30.12	-----	46.21
GW-16	01/11/13	76.33	-----	31.30	-----	45.03
GW-16	04/03/13	76.33	-----	31.10	-----	45.23
GW-16	10/02/13	76.33	-----	31.77	-----	44.56
GW-16	04/09/14	76.33	-----	32.09	-----	44.24
GW-16	04/16/14	76.33	-----	31.95	-----	44.38
GW-16	10/27/14	76.33	-----	32.46	-----	43.87
GW-16	04/20/15	76.33	-----	32.71	-----	43.62
GW-16	10/21/15	76.33	-----	33.55	-----	42.78
GW-16	04/13/16	76.33	-----	34.12	-----	42.21
GW-16	10/03/16	76.33	-----	34.65	-----	41.68
GW-16	04/18/17	76.33	-----	34.07	-----	42.26
GW-16	10/03/17	76.33	-----	34.57	-----	41.76
GW-16	04/16/18	76.33	-----	35.31	-----	41.02
GW-16	11/05/18	76.33	-----	35.85	-----	40.48
GW-16	04/16/19	76.33	-----	34.97	-----	41.36
GW-16	10/28/19	76.33	-----	35.26	-----	41.07
GW-16	05/04/20	76.33	-----	33.80	-----	42.53
GW-16	10/19/20	76.33	-----	35.22	-----	41.11
GW-16	05/03/21	76.33	-----	34.94	-----	41.39
GW-16	11/02/21	76.33	-----	35.27	-----	41.06
GW-16	05/09/22	76.33	-----	36.60	-----	39.73
GW-16	11/02/22	76.33	-----	38.60	-----	37.73
GW-16(1in)	07/17/09	76.55	-----	28.87	-----	47.68
GW-16(1in)	01/12/10	76.55	-----	29.94	-----	46.61
GW-16(1in)	04/07/11	76.33	-----	28.55	-----	47.78
GWR-1	11/20/96	73.65	-----	26.79	-----	46.86
GWR-1	07/01/97	73.65	-----	27.69	-----	45.96
GWR-1	12/31/97	73.65	-----	27.34	-----	46.31
GWR-1	05/01/98	73.65	-----	24.04	-----	49.61
GWR-1	05/07/99	73.65	-----	25.56	-----	48.09
GWR-1	08/09/99	73.65	-----	25.64	-----	48.01
GWR-1	11/15/99	73.65	-----	25.86	-----	47.79
GWR-1	05/15/00	73.65	-----	25.65	-----	48.00
GWR-1	11/13/00	73.65	-----	26.40	-----	47.25

APPENDIX C
HISTORICAL GROUNDWATER ELEVATIONS, NOVEMBER 1996 THROUGH NOVEMBER 2022
Defense Fuel Support Point Norwalk
15306 Norwalk Boulevard, Norwalk, California 90650

Well	Date	Top of Casing Elevation (feet MSL)	Depth to Product (feet btc)	Depth to Groundwater (feet btc)	Measured Product Thickness (feet)	Groundwater Elevation (feet MSL)
GWR-1	05/07/01	73.65	-----	24.75	-----	48.90
GWR-1	08/07/01	73.65	-----	24.39	-----	49.26
GWR-1	11/05/01	73.65	-----	24.80	-----	48.85
GWR-1	04/08/02	73.65	-----	29.39	-----	44.26
GWR-1	10/21/02	73.65	-----	26.03	-----	47.62
GWR-1	04/07/03	73.65	-----	25.69	-----	47.96
GWR-1	10/06/03	73.65	-----	25.36	-----	48.29
GWR-1	01/11/04	73.65	-----	26.72	-----	46.93
GWR-1	05/02/05	73.65	-----	21.62	-----	52.03
GWR-1	08/01/05	73.65	-----	22.06	-----	51.59
GWR-1	10/31/05	73.65	-----	24.16	-----	49.49
GWR-1	05/01/06	73.65	-----	22.70	-----	50.95
GWR-1	09/18/06	73.65	-----	24.31	-----	49.34
GWR-1	12/04/06	73.65	-----	23.95	-----	49.70
GWR-1	04/30/07	73.65	-----	41.65	-----	32.00
GWR-1	11/12/07	73.65	-----	24.05	-----	49.60
GWR-1	04/14/08	73.65	-----	24.40	-----	49.25
GWR-1	10/13/08	73.65	-----	25.06	-----	48.59
GWR-1	04/20/09	77.40	-----	28.78	-----	48.62
GWR-1	10/19/09	77.40	-----	29.98	-----	47.42
GWR-1	05/24/10	77.40	-----	26.37	-----	51.03
GWR-1	05/28/10	77.40	-----	25.91	-----	51.49
GWR-1	10/04/10	77.40	-----	26.15	-----	51.25
GWR-1	04/11/11	77.40	-----	27.50	-----	49.90
GWR-1	10/10/11	77.40	-----	25.45	-----	51.95
GWR-1	04/16/12	77.40	-----	27.53	-----	49.87
GWR-1	10/15/12	77.40	-----	29.21	-----	48.19
GWR-1	04/08/13	77.40	-----	29.28	-----	48.12
GWR-1	10/07/13	77.40	-----	29.66	-----	47.74
GWR-1	04/14/14	77.40	-----	30.31	-----	47.09
GWR-1	10/27/14	77.40	-----	30.81	-----	46.59
GWR-1	Well decommissioned in December 2014 prior to remedial excavation					
GWR-1R	04/17/17	76.64	-----	33.77	-----	42.87
GWR-1R	10/02/17	76.64	-----	37.26	-----	39.38
GWR-1R	04/16/18	76.64	-----	37.21	-----	39.43
GWR-1R	11/05/18	76.64	-----	37.21	-----	39.43
GWR-1R	04/16/19	76.64	-----	34.34	-----	42.30
GWR-1R	10/28/19	76.64	-----	37.24	-----	39.40
GWR-1R	05/04/20	76.64	-----	34.95	-----	41.69
GWR-1R	11/02/20	76.64	-----	35.38	-----	41.26
GWR-1R	05/03/21	76.64	-----	35.91	-----	40.73
GWR-1R	11/01/21	76.64	-----	36.66	-----	39.98
GWR-1R	05/09/22	76.64	-----	36.29	-----	40.35
GWR-1R	10/31/22	76.64	-----	36.60	-----	40.04

APPENDIX C
HISTORICAL GROUNDWATER ELEVATIONS, NOVEMBER 1996 THROUGH NOVEMBER 2022
Defense Fuel Support Point Norwalk
15306 Norwalk Boulevard, Norwalk, California 90650

Well	Date	Top of Casing Elevation (feet MSL)	Depth to Product (feet btc)	Depth to Groundwater (feet btc)	Measured Product Thickness (feet)	Groundwater Elevation (feet MSL)
GWR-2	08/09/99	73.66	-----	25.74	-----	47.92
GWR-2	10/21/02	73.66	-----	25.89	-----	47.77
GWR-2	04/07/03	73.66	-----	26.68	-----	46.98
GWR-3	08/09/99	74.93	27.45	29.30	1.85	NC
GWR-3	05/15/00	74.93	28.67	31.92	3.25	NC
GWR-3	11/13/00	74.93	-----	37.59	-----	37.34
GWR-3	05/07/01	74.93	27.20	28.15	0.95	NC
GWR-3	11/05/01	74.93	-----	27.95	-----	46.98
GWR-3	04/08/02	74.93	-----	27.58	-----	47.35
GWR-3	05/02/05	74.93	-----	26.12	-----	48.81
GWR-3	05/01/06	74.93	-----	26.46	-----	48.47
GWR-3	12/04/06	74.93	-----	28.27	-----	46.66
GWR-3	04/30/07	74.93	-----	27.97	-----	46.96
GWR-3	11/12/07	74.93	-----	27.90	-----	47.03
GWR-3	10/17/08	74.93	-----	29.88	-----	45.05
GWR-3	04/21/09	74.93	-----	29.97	-----	44.96
GWR-3	10/04/10	74.93	-----	30.67	-----	44.26
GWR-3	04/11/11	74.93	-----	29.94	-----	44.99
GWR-3	10/10/11	74.93	-----	29.22	-----	45.71
GWR-3	04/16/12	74.93	-----	29.56	-----	45.37
GWR-3	10/15/12	77.60	-----	31.21	-----	46.39
GWR-3	04/08/13	77.60	29.18	29.21	0.03	NC
GWR-3	10/07/13	77.60	31.67	36.20	4.53	NC
GWR-3	04/14/14	77.60	32.23	38.80	6.57	NC
GWR-3	10/27/14	77.60	33.49	34.68	1.19	NC
GWR-3	04/20/15	77.60	33.34	37.25	3.91	NC
GWR-3	07/24/15	77.60	33.95	41.30	7.35	NC
GWR-3	10/20/15	77.60	34.65	35.98	1.33	NC
GWR-3	04/11/16	77.60	-----	36.90	-----	40.70
GWR-3	10/03/16	77.60	39.15	39.20	0.05	NC
GWR-3	04/17/17	77.60	-----	34.88	-----	42.72
GWR-3	10/02/17	77.60	-----	38.92	-----	38.68
GWR-3	04/16/18	77.60	-----	38.73	-----	38.87
GWR-3	11/05/18	77.60	-----	38.42	-----	39.18
GWR-3	04/16/19	77.60	-----	37.16	-----	40.44
GWR-3	10/28/19	77.60	-----	38.58	-----	39.02
GWR-3	05/04/20	77.60	-----	36.02	-----	41.58
GWR-3	11/02/20	77.60	-----	35.51	-----	42.09
GWR-3	05/03/21	77.60	-----	36.18	-----	41.42
GWR-3	11/01/21	77.60	-----	38.07	-----	39.53
GWR-3	05/09/22	77.60	-----	37.21	-----	40.39
GWR-3	10/31/22	77.60	-----	37.43	-----	40.17

APPENDIX C
HISTORICAL GROUNDWATER ELEVATIONS, NOVEMBER 1996 THROUGH NOVEMBER 2022
Defense Fuel Support Point Norwalk
15306 Norwalk Boulevard, Norwalk, California 90650

Well	Date	Top of Casing Elevation (feet MSL)	Depth to Product (feet btc)	Depth to Groundwater (feet btc)	Measured Product Thickness (feet)	Groundwater Elevation (feet MSL)
HL-1	08/07/01	75.83	-----	26.46	-----	49.37
HL-1	04/08/02	75.83	-----	27.30	-----	48.53
HL-1	11/04/02	75.83	-----	28.12	-----	47.71
HL-1	04/07/03	75.83	-----	27.72	-----	48.11
HL-1	10/06/03	75.83	-----	27.30	-----	48.53
HL-1	01/11/04	75.83	-----	28.72	-----	47.11
HL-1	04/19/04	75.83	-----	28.41	-----	47.42
HL-1	05/02/05	75.83	-----	23.71	-----	52.12
HL-1	10/31/05	75.83	-----	25.43	-----	50.40
HL-2	05/28/96	76.91	-----	30.94	-----	45.97
HL-2	11/20/96	76.91	-----	30.15	-----	46.76
HL-2	07/01/97	76.91	-----	31.20	-----	45.71
HL-2	12/31/97	76.91	-----	30.34	-----	46.57
HL-2	05/01/98	76.91	-----	28.16	-----	48.75
HL-2	05/04/99	76.91	-----	28.10	-----	48.81
HL-2	08/09/99	76.91	-----	28.37	-----	48.54
HL-2	11/15/99	76.91	-----	28.08	-----	48.83
HL-2	05/15/00	76.91	-----	28.23	-----	48.68
HL-2	11/13/00	76.91	-----	29.21	-----	47.70
HL-2	05/07/01	76.91	-----	25.99	-----	50.92
HL-2	05/10/01	76.91	-----	27.89	-----	49.02
HL-2	11/05/01	76.91	-----	27.76	-----	49.15
HL-2	04/08/02	76.91	-----	28.12	-----	48.79
HL-2	10/21/02	76.91	-----	28.40	-----	48.51
HL-2	04/07/03	76.91	-----	28.70	-----	48.21
HL-2	07/07/03	76.94	-----	28.61	-----	48.33
HL-2	10/06/03	76.91	-----	28.50	-----	48.41
HL-2	01/20/04	76.94	-----	28.90	-----	48.04
HL-2	04/19/04	76.94	-----	29.24	-----	47.70
HL-2	04/27/04	76.94	-----	29.38	-----	47.56
HL-2	06/07/04	76.94	-----	29.58	-----	47.36
HL-2	07/08/04	76.94	-----	29.59	-----	47.35
HL-2	05/02/05	76.94	-----	26.61	-----	50.33
HL-2	10/31/05	76.94	-----	25.80	-----	51.14
HL-2	05/01/06	76.94	-----	26.04	-----	50.90
HL-2	12/04/06	76.94	-----	26.83	-----	50.11
HL-2	04/30/07	76.94	-----	26.81	-----	50.13
HL-2	11/12/07	76.94	-----	27.29	-----	49.65
HL-2	04/14/08	76.94	-----	27.10	-----	49.84
HL-2	10/13/08	76.94	-----	28.06	-----	48.88
HL-2	04/20/09	76.94	-----	28.28	-----	48.66
HL-2	10/19/09	76.94	-----	29.03	-----	47.91

APPENDIX C
HISTORICAL GROUNDWATER ELEVATIONS, NOVEMBER 1996 THROUGH NOVEMBER 2022
Defense Fuel Support Point Norwalk
15306 Norwalk Boulevard, Norwalk, California 90650

Well	Date	Top of Casing Elevation (feet MSL)	Depth to Product (feet btc)	Depth to Groundwater (feet btc)	Measured Product Thickness (feet)	Groundwater Elevation (feet MSL)
HL-2	05/24/10	76.94	-----	29.36	-----	47.58
HL-2	05/28/10	76.94	-----	29.38	-----	47.56
HL-2	10/04/10	76.94	-----	29.25	-----	47.69
HL-2	01/10/11	76.94	-----	29.90	-----	47.04
HL-2	04/11/11	76.94	-----	28.73	-----	48.21
HL-2	10/10/11	76.94	-----	28.54	-----	48.40
HL-2	01/09/12	76.94	-----	29.10	-----	47.84
HL-2	04/16/12	76.94	-----	29.50	-----	47.44
HL-2	07/09/12	76.94	-----	30.22	-----	46.72
HL-2	10/15/12	76.94	-----	30.22	-----	46.72
HL-2	01/14/13	76.94	-----	31.02	-----	45.92
HL-2	04/08/13	76.94	-----	30.99	-----	45.95
HL-2	10/07/13	76.94	-----	32.21	-----	44.73
HL-2	04/14/14	76.94	-----	32.53	-----	44.41
HL-2	10/27/14	76.94	-----	32.89	-----	44.05
HL-2	04/20/15	76.94	-----	33.37	-----	43.57
HL-2	10/19/15	76.94	-----	34.08	-----	42.86
HL-2	04/11/16	76.94	-----	35.51	-----	41.43
HL-2	10/03/16	76.94	-----	35.17	-----	41.77
HL-2	04/17/17	76.94	-----	34.45	-----	42.49
HL-2	10/02/17	76.94	-----	37.24	-----	39.70
HL-2	04/16/18	76.94	-----	37.49	-----	39.45
HL-2	11/05/18	76.94	-----	37.61	-----	39.33
HL-2	04/16/19	76.94	-----	36.52	-----	40.42
HL-2	10/28/19	76.94	-----	37.81	-----	39.13
HL-2	05/04/20	76.94	-----	35.62	-----	41.32
HL-2	11/02/20	76.94	-----	36.00	-----	40.94
HL-2	05/03/21	76.94	-----	36.43	-----	40.51
HL-2	11/01/21	76.94	-----	37.01	-----	39.93
HL-2	05/09/22	76.94	-----	36.58	-----	40.36
HL-2	10/31/22	76.94	-----	36.70	-----	40.24
HL-3	05/07/01	76.86	-----	27.92	-----	48.94
HL-3	11/05/01	76.86	-----	27.99	-----	48.87
HL-3	04/08/02	76.86	-----	28.73	-----	48.13
HL-3	10/21/02	76.86	-----	29.13	-----	47.73
HL-3	04/07/03	76.86	-----	29.04	-----	47.82
HL-3	10/06/03	76.86	-----	28.74	-----	48.12
HL-3	01/11/04	76.86	-----	30.21	-----	46.65
HL-3	04/19/04	76.86	-----	29.98	-----	46.88
HL-3	05/02/05	76.86	-----	24.80	-----	52.06
HL-3	10/31/05	76.86	-----	26.28	-----	50.58
HL-3	05/01/06	76.86	-----	26.01	-----	50.85
HL-3	12/04/06	76.86	-----	26.86	-----	50.00

APPENDIX C
HISTORICAL GROUNDWATER ELEVATIONS, NOVEMBER 1996 THROUGH NOVEMBER 2022
Defense Fuel Support Point Norwalk
15306 Norwalk Boulevard, Norwalk, California 90650

Well	Date	Top of Casing Elevation (feet MSL)	Depth to Product (feet btc)	Depth to Groundwater (feet btc)	Measured Product Thickness (feet)	Groundwater Elevation (feet MSL)
HL-3	04/30/07	76.86	-----	26.92	-----	49.94
HL-3	11/12/07	76.86	-----	27.39	-----	49.47
HL-3	04/14/08	76.86	-----	27.62	-----	49.24
HL-3	10/13/08	76.86	-----	28.29	-----	48.57
HL-3	04/20/09	76.86	-----	28.45	-----	48.41
HL-3	10/19/09	76.86	-----	29.46	-----	47.40
HL-3	05/24/10	76.86	-----	29.27	-----	47.59
HL-3	05/28/10	76.86	-----	29.34	-----	47.52
HL-3	10/04/10	76.86	-----	29.36	-----	47.50
HL-3	04/11/11	76.86	-----	28.28	-----	48.58
HL-3	10/10/11	76.86	-----	28.70	-----	48.16
HL-3	04/16/12	76.86	-----	29.83	-----	47.03
HL-3	10/15/12	76.86	-----	30.64	-----	46.22
HL-3	04/08/13	76.86	-----	31.61	-----	45.25
HL-3	10/07/13	76.86	-----	32.50	-----	44.36
HL-3	04/14/14	76.86	-----	32.68	-----	44.18
HL-3	04/14/14	76.86	-----	32.68	-----	44.18
HL-3	04/20/15	76.86	-----	33.43	-----	43.43
HL-3	10/19/15	76.86	-----	34.15	-----	42.71
HL-3	04/11/16	76.86	-----	36.03	-----	40.83
HL-3	10/03/16	76.86	-----	37.22	-----	39.64
HL-3	04/17/17	76.86	-----	34.06	-----	42.80
HL-3	10/02/17	76.86	-----	37.15	-----	39.71
HL-3	04/16/18	76.86	-----	37.19	-----	39.67
HL-3	11/05/18	76.86	-----	37.39	-----	39.47
HL-3	04/16/19	76.86	-----	32.95	-----	43.91
HL-3	10/28/19	76.86	-----	37.27	-----	39.59
HL-3	05/04/20	76.86	-----	35.23	-----	41.63
HL-3	11/02/20	76.86	-----	35.83	-----	41.03
HL-3	05/03/21	76.86	-----	36.40	-----	40.46
HL-3	11/01/21	76.86	-----	36.90	-----	39.96
HL-3	05/09/22	76.86	-----	36.70	-----	40.16
HL-3	10/31/22	76.86	-----	36.82	-----	40.04
HL-4	05/07/99	75.75	-----	27.76	-----	47.99
HL-4	08/09/99	75.75	-----	27.77	-----	47.98
HL-4	11/15/99	75.75	-----	27.85	-----	47.90
HL-4	05/15/00	75.75	-----	19.32	-----	56.43
HL-4	11/13/00	75.75	-----	28.59	-----	47.16
HL-4	05/07/01	75.75	-----	26.93	-----	48.82
HL-4	11/05/01	75.75	-----	26.90	-----	48.85
HL-4	04/08/02	75.75	-----	27.42	-----	48.33
HL-4	10/21/02	75.75	-----	28.02	-----	47.73
HL-4	04/07/03	75.75	-----	25.86	-----	49.89

APPENDIX C
HISTORICAL GROUNDWATER ELEVATIONS, NOVEMBER 1996 THROUGH NOVEMBER 2022
Defense Fuel Support Point Norwalk
15306 Norwalk Boulevard, Norwalk, California 90650

Well	Date	Top of Casing Elevation (feet MSL)	Depth to Product (feet btc)	Depth to Groundwater (feet btc)	Measured Product Thickness (feet)	Groundwater Elevation (feet MSL)
HL-4	10/06/03	75.75	-----	27.59	-----	48.16
HL-4	01/11/04	75.75	-----	29.01	-----	46.74
HL-4	04/19/04	75.75	-----	28.81	-----	46.94
HL-5	08/07/01	76.53	-----	27.29	-----	49.24
HL-5	10/21/02	76.13	-----	28.40	-----	47.73
HL-5	04/07/03	76.13	-----	26.06	-----	50.07
HL-5	10/06/03	76.13	-----	27.65	-----	48.48
HL-5	01/11/04	76.13	-----	29.07	-----	47.06
HL-5	04/19/04	76.13	-----	28.88	-----	47.25
MW-6	05/28/96	77.20	-----	30.52	-----	46.68
MW-6	11/20/96	77.20	-----	30.88	-----	46.32
MW-6	07/01/97	77.20	-----	32.12	-----	45.08
MW-6	12/31/97	77.20	-----	31.26	-----	45.94
MW-6	05/01/98	77.20	-----	29.15	-----	48.05
MW-6	05/03/99	77.20	-----	29.46	-----	47.74
MW-6	08/09/99	77.20	-----	29.65	-----	47.55
MW-6	11/15/99	77.20	-----	29.73	-----	47.47
MW-6	05/15/00	77.20	-----	29.39	-----	47.81
MW-6	11/13/00	77.20	-----	30.70	-----	46.50
MW-6	05/07/01	77.20	-----	28.88	-----	48.32
MW-6	11/05/01	77.20	-----	28.53	-----	48.67
MW-6	04/08/02	77.20	-----	29.29	-----	47.91
MW-6	04/08/02	77.20	-----	29.51	-----	47.69
MW-6	10/21/02	77.20	-----	29.40	-----	47.80
MW-6	04/07/03	77.20	-----	29.67	-----	47.53
MW-6	10/06/03	77.20	-----	29.48	-----	47.72
MW-6	01/11/04	77.20	-----	30.31	-----	46.89
MW-6	04/19/04	77.20	-----	30.29	-----	46.91
MW-6	05/02/05	77.20	-----	27.00	-----	50.20
MW-6	10/31/05	77.20	-----	26.36	-----	50.84
MW-6	05/01/06	77.20	-----	26.79	-----	50.41
MW-6	12/04/06	77.20	-----	27.41	-----	49.79
MW-6	04/30/07	77.20	-----	27.47	-----	49.73
MW-6	11/12/07	77.20	-----	27.72	-----	49.48
MW-6	04/14/08	77.20	-----	28.13	-----	49.07
MW-6	10/13/08	77.20	-----	30.63	-----	46.57
MW-6	04/20/09	77.20	-----	28.80	-----	48.40
MW-6	10/19/09	77.20	-----	29.48	-----	47.72
MW-6	05/24/10	77.20	-----	30.33	-----	46.87
MW-6	05/28/10	77.20	-----	30.17	-----	47.03
MW-6	10/04/10	77.20	-----	29.80	-----	47.40
MW-6	04/11/11	77.20	-----	29.14	-----	48.06

APPENDIX C
HISTORICAL GROUNDWATER ELEVATIONS, NOVEMBER 1996 THROUGH NOVEMBER 2022
Defense Fuel Support Point Norwalk
15306 Norwalk Boulevard, Norwalk, California 90650

Well	Date	Top of Casing Elevation (feet MSL)	Depth to Product (feet btc)	Depth to Groundwater (feet btc)	Measured Product Thickness (feet)	Groundwater Elevation (feet MSL)
MW-6	10/10/11	77.20	-----	29.04	-----	48.16
MW-6	04/16/12	77.20	-----	30.10	-----	47.10
MW-6	10/15/12	77.20	-----	30.91	-----	46.29
MW-6	04/08/13	77.20	-----	31.30	-----	45.90
MW-6	10/07/13	77.20	-----	32.14	-----	45.06
MW-6	04/14/14	77.20	-----	32.98	-----	44.22
MW-6	10/27/14	77.20	-----	33.33	-----	43.87
MW-6	04/20/15	77.20	-----	33.79	-----	43.41
MW-6	10/19/15	77.20	-----	34.47	-----	42.73
MW-6	04/11/16	77.20	-----	35.25	-----	41.95
MW-6	10/03/16	77.20	-----	35.13	-----	42.07
MW-6	04/17/17	77.20	-----	34.93	-----	42.27
MW-6	10/02/17	77.20	-----	35.97	-----	41.23
MW-6	04/16/18	77.20	-----	36.44	-----	40.76
MW-6	11/05/18	77.20	-----	36.89	-----	40.31
MW-6	04/16/19	77.20	-----	35.45	-----	41.75
MW-6	10/28/19	77.20	-----	36.77	-----	40.43
MW-6	05/04/20	77.20	-----	36.31	-----	40.89
MW-6	11/02/20	77.20	-----	36.56	-----	40.64
MW-6	05/03/21	77.20	-----	36.96	-----	40.24
MW-6	11/01/21	77.20	-----	37.14	-----	40.06
MW-6	05/09/22	77.20	-----	35.35	-----	41.85
MW-6	10/31/22	77.20	-----	37.58	-----	39.62
MW-7	05/28/96	78.13	-----	32.10	-----	46.03
MW-7	11/20/96	78.13	-----	32.65	-----	45.48
MW-7	07/01/97	78.13	-----	34.04	-----	44.09
MW-7	12/31/97	78.13	-----	32.78	-----	45.35
MW-7	05/01/98	78.13	-----	30.17	-----	47.96
MW-7	05/03/99	78.13	-----	30.64	-----	47.49
MW-7	08/09/99	78.13	-----	30.56	-----	47.57
MW-7	11/15/99	78.13	-----	30.40	-----	47.73
MW-7	05/15/00	78.13	-----	30.30	-----	47.83
MW-7	11/13/00	78.13	-----	31.69	-----	46.44
MW-7	05/07/01	78.13	-----	29.43	-----	48.70
MW-7	11/05/01	78.13	-----	29.34	-----	48.79
MW-7	04/08/02	78.13	-----	30.05	-----	48.08
MW-7	10/21/02	78.13	-----	30.42	-----	47.71
MW-7	04/07/03	78.13	-----	31.46	-----	46.67
MW-7	10/06/03	78.13	-----	30.50	-----	47.63
MW-7	01/11/04	78.13	-----	32.16	-----	45.97
MW-7	04/19/04	78.13	-----	32.30	-----	45.83
MW-7	05/02/05	78.13	-----	27.06	-----	51.07
MW-7	10/31/05	78.13	-----	27.11	-----	51.02

APPENDIX C
HISTORICAL GROUNDWATER ELEVATIONS, NOVEMBER 1996 THROUGH NOVEMBER 2022
Defense Fuel Support Point Norwalk
15306 Norwalk Boulevard, Norwalk, California 90650

Well	Date	Top of Casing Elevation (feet MSL)	Depth to Product (feet btc)	Depth to Groundwater (feet btc)	Measured Product Thickness (feet)	Groundwater Elevation (feet MSL)
MW-7	05/01/06	78.13	-----	27.51	-----	50.62
MW-7	12/04/06	78.13	-----	28.34	-----	49.79
MW-7	04/30/07	78.13	-----	28.37	-----	49.76
MW-7	11/12/07	78.13	-----	28.73	-----	49.40
MW-7	04/14/08	78.13	-----	29.75	-----	48.38
MW-7	10/13/08	78.13	-----	29.63	-----	48.50
MW-7	04/20/09	78.13	-----	29.76	-----	48.37
MW-7	10/19/09	78.13	-----	30.70	-----	47.43
MW-7	05/24/10	78.13	-----	30.70	-----	47.43
MW-7	05/28/10	78.13	-----	30.68	-----	47.45
MW-7	10/04/10	78.13	-----	28.16	-----	49.97
MW-7	04/11/11	78.13	-----	29.64	-----	48.49
MW-7	10/10/11	78.13	-----	30.02	-----	48.11
MW-7	04/16/12	78.13	-----	31.04	-----	47.09
MW-7	10/15/12	78.13	-----	31.81	-----	46.32
MW-7	04/08/13	78.13	-----	32.54	-----	45.59
MW-7	10/07/13	78.13	-----	33.04	-----	45.09
MW-7	04/14/14	78.13	-----	34.00	-----	44.13
MW-7	10/27/14	78.13	-----	34.19	-----	43.94
MW-7	04/20/15	78.13	-----	34.70	-----	43.43
MW-7	10/19/15	78.13	-----	32.69	-----	45.44
MW-7	04/11/16	78.13	-----	36.75	-----	41.38
MW-7	10/03/16	78.13	-----	37.90	-----	40.23
MW-7	04/17/17	78.13	-----	35.26	-----	42.87
MW-7	10/02/17	78.13	-----	37.74	-----	40.39
MW-7	04/16/18	78.13	-----	38.07	-----	40.06
MW-7	11/05/18	78.13	-----	38.41	-----	39.72
MW-7	04/16/19	78.13	-----	35.07	-----	43.06
MW-7	10/28/19	78.13	-----	38.16	-----	39.97
MW-7	05/04/20	78.13	-----	36.78	-----	41.35
MW-7	11/02/20	78.13	-----	37.26	-----	40.87
MW-7	05/03/21	78.13	-----	37.70	-----	40.43
MW-7	11/01/21	78.13	-----	38.00	-----	40.13
MW-7	05/09/22	78.13	-----	38.00	-----	40.13
MW-7	10/31/22	78.13	-----	38.22	-----	39.91
MW-8	05/28/96	76.06	-----	26.96	-----	49.10
MW-8	11/20/96	76.06	-----	28.06	-----	48.00
MW-8	05/03/99	76.06	-----	25.82	-----	50.24
MW-8	08/09/99	76.06	-----	26.30	-----	49.76
MW-8	11/15/99	76.06	-----	26.93	-----	49.13
MW-8	05/15/00	76.06	-----	26.64	-----	49.42
MW-8	11/13/00	76.06	-----	27.69	-----	48.37
MW-8	02/05/01	76.06	-----	27.15	-----	48.91

APPENDIX C
HISTORICAL GROUNDWATER ELEVATIONS, NOVEMBER 1996 THROUGH NOVEMBER 2022
Defense Fuel Support Point Norwalk
15306 Norwalk Boulevard, Norwalk, California 90650

Well	Date	Top of Casing Elevation (feet MSL)	Depth to Product (feet btc)	Depth to Groundwater (feet btc)	Measured Product Thickness (feet)	Groundwater Elevation (feet MSL)
MW-8	05/07/01	76.06	-----	25.43	-----	50.63
MW-8	09/18/01	76.06	-----	25.87	-----	50.19
MW-8	01/29/02	76.06	-----	26.33	-----	49.73
MW-8	04/08/02	76.06	-----	26.70	-----	49.36
MW-8	10/21/02	76.06	-----	27.87	-----	48.19
MW-8	01/27/03	76.06	-----	27.39	-----	48.67
MW-8	04/07/03	76.06	-----	26.75	-----	49.31
MW-8	07/31/03	76.06	-----	26.56	-----	49.50
MW-8	10/06/03	76.06	-----	26.82	-----	49.24
MW-8	01/11/04	76.06	-----	28.25	-----	47.81
MW-8	01/27/04	76.06	-----	27.52	-----	48.54
MW-8	04/19/04	76.06	-----	29.21	-----	46.85
MW-8	07/19/04	76.06	-----	27.68	-----	48.38
MW-8	02/01/05	76.06	-----	26.49	-----	49.57
MW-8	05/02/05	76.06	-----	22.01	-----	54.05
MW-8	08/01/05	76.06	-----	23.19	-----	52.87
MW-8	10/31/05	76.06	-----	25.72	-----	50.34
MW-8	02/27/06	76.06	-----	24.41	-----	51.65
MW-8	05/01/06	76.06	-----	24.37	-----	51.69
MW-8	09/18/06	76.06	-----	25.21	-----	50.85
MW-8	12/04/06	76.06	-----	25.46	-----	50.60
MW-8	03/12/07	76.06	-----	25.98	-----	50.08
MW-8	04/30/07	76.06	-----	25.18	-----	50.88
MW-8	08/28/07	76.06	-----	26.90	-----	49.16
MW-8	11/12/07	76.06	-----	26.40	-----	49.66
MW-8	02/19/08	76.06	-----	26.79	-----	49.27
MW-8	04/14/08	76.06	-----	26.29	-----	49.77
MW-8	10/13/08	76.06	-----	27.27	-----	48.79
MW-8	04/20/09	76.06	-----	27.19	-----	48.87
MW-8	10/19/09	76.06	-----	28.71	-----	47.35
MW-8	05/24/10	76.06	-----	27.91	-----	48.15
MW-8	05/28/10	76.06	-----	27.90	-----	48.16
MW-8	10/04/10	76.06	-----	28.16	-----	47.90
MW-8	01/10/11	76.06	-----	28.53	-----	47.53
MW-8	04/11/11	76.06	-----	26.84	-----	49.22
MW-8	10/10/11	76.06	-----	27.65	-----	48.41
MW-8	01/09/12	76.06	-----	28.31	-----	47.75
MW-8	04/16/12	76.06	-----	28.77	-----	47.29
MW-8	07/09/12	76.06	-----	29.63	-----	46.43
MW-8	10/15/12	76.06	-----	29.48	-----	46.58
MW-8	01/14/13	76.06	-----	30.82	-----	45.24
MW-8	04/08/13	76.06	-----	30.56	-----	45.50
MW-8	10/07/13	76.06	-----	31.15	-----	44.91
MW-8	04/14/14	76.06	-----	31.10	-----	44.96

APPENDIX C
HISTORICAL GROUNDWATER ELEVATIONS, NOVEMBER 1996 THROUGH NOVEMBER 2022
Defense Fuel Support Point Norwalk
15306 Norwalk Boulevard, Norwalk, California 90650

Well	Date	Top of Casing Elevation (feet MSL)	Depth to Product (feet btc)	Depth to Groundwater (feet btc)	Measured Product Thickness (feet)	Groundwater Elevation (feet MSL)
MW-8	10/27/14	76.06	-----	31.51	-----	44.55
MW-8	04/20/15	76.06	-----	31.86	-----	44.20
MW-8	10/19/15	76.06	-----	32.69	-----	43.37
MW-8	04/11/16	76.06	-----	33.57	-----	42.49
MW-8	10/03/16	76.06	-----	34.20	-----	41.86
MW-8	04/17/17	76.06	-----	32.21	-----	43.85
MW-8	10/02/17	76.06	-----	33.64	-----	42.42
MW-8	04/16/18	76.06	-----	34.66	-----	41.40
MW-8	11/05/18	76.06	-----	35.37	-----	40.69
MW-8	04/16/19	76.06	-----	33.13	-----	42.93
MW-8	10/28/19	76.06	-----	32.13	-----	43.93
MW-8	05/04/20	76.06	-----	31.31	-----	44.75
MW-8	11/02/20	76.06	-----	26.46	-----	49.60
MW-8	05/03/21	76.06	-----	30.70	-----	45.36
MW-8	11/01/21	76.06	-----	38.59	-----	37.47
MW-8	05/09/22	76.06	-----	31.84	-----	44.22
MW-8	10/31/22	76.06	-----	33.75	-----	42.31
MW-9	11/20/96	77.11	-----	29.76	-----	47.35
MW-9	07/01/97	77.11	-----	29.41	-----	47.70
MW-9	12/31/97	77.11	-----	29.72	-----	47.39
MW-9	05/01/98	77.11	-----	26.20	-----	50.91
MW-9	08/09/99	77.11	28.08	28.50	0.42	NC
MW-9	11/15/99	77.11	-----	28.58	-----	48.53
MW-9	11/13/00	77.11	28.92	28.94	0.02	NC
MW-9	05/07/01	77.11	-----	24.26	-----	52.85
MW-9	05/10/01	77.11	-----	27.13	-----	49.98
MW-9	09/18/01	77.11	27.49	27.50	0.01	NC
MW-9	11/05/01	77.11	-----	27.59	-----	49.52
MW-9	04/08/02	77.11	28.21	28.30	0.09	NC
MW-9	10/21/02	77.11	29.10	29.16	0.06	NC
MW-9	04/07/03	77.11	28.41	28.42	0.01	NC
MW-9	10/06/03	77.11	28.47	28.48	0.01	NC
MW-9	01/11/04	77.11	-----	29.63	-----	47.48
MW-9	04/19/04	77.11	27.50	27.53	0.03	NC
MW-9	05/02/05	77.11	-----	23.61	-----	53.50
MW-9	10/31/05	77.11	25.31	25.62	0.31	NC
MW-9	05/01/06	77.11	25.71	25.75	0.04	NC
MW-9	12/04/06	77.11	-----	26.67	-----	50.44
MW-9	04/30/07	77.11	-----	27.29	-----	49.82
MW-9	08/28/07	77.11	25.29	26.88	1.59	NC
MW-9	11/12/07	77.11	27.65	27.69	0.04	NC
MW-9	04/14/08	77.11	-----	27.87	-----	49.24
MW-9	10/13/08	77.11	-----	28.43	-----	48.68

APPENDIX C
HISTORICAL GROUNDWATER ELEVATIONS, NOVEMBER 1996 THROUGH NOVEMBER 2022
Defense Fuel Support Point Norwalk
15306 Norwalk Boulevard, Norwalk, California 90650

Well	Date	Top of Casing Elevation (feet MSL)	Depth to Product (feet btc)	Depth to Groundwater (feet btc)	Measured Product Thickness (feet)	Groundwater Elevation (feet MSL)
MW-9	04/20/09	77.11	-----	28.14	-----	48.97
MW-9	10/19/09	77.11	29.36	29.40	0.04	NC
MW-9	05/24/10	77.11	-----	29.11	-----	48.00
MW-9	05/28/10	77.11	-----	29.04	-----	48.07
MW-9	10/04/10	77.11	-----	29.35	-----	47.76
MW-9	04/11/11	77.11	-----	28.18	-----	48.93
MW-9	10/10/11	77.11	-----	28.66	-----	48.45
MW-9	04/16/12	77.11	-----	30.22	-----	46.89
MW-9	10/15/12	77.11	-----	31.30	-----	45.81
MW-9	04/08/13	77.11	-----	31.40	-----	45.71
MW-9	10/07/13	77.11	-----	31.95	-----	45.16
MW-9	04/14/14	77.11	-----	32.55	-----	44.56
MW-9	10/27/14	77.11	-----	32.89	-----	44.22
MW-9	04/20/15	77.11	-----	33.24	-----	43.87
MW-9	10/19/15	77.11	-----	34.05	-----	43.06
MW-9	04/11/16	77.11	-----	35.43	-----	41.68
MW-9	10/03/16	77.11	-----	33.56	-----	43.55
MW-9	04/17/17	77.11	-----	31.80	-----	45.31
MW-9	10/02/17	77.11	-----	36.45	-----	40.66
MW-9	04/16/18	77.11	-----	36.90	-----	40.21
MW-9	11/05/18	77.11	-----	37.19	-----	39.92
MW-9	04/16/19	77.11	-----	35.42	-----	41.69
MW-9	10/30/19	77.11	-----	35.25	-----	41.86
MW-9	05/04/20	77.11	-----	34.62	-----	42.49
MW-9	11/02/20	77.11	-----	34.78	-----	42.33
MW-9	05/03/21	77.11	-----	35.63	-----	41.48
MW-9	11/01/21	77.11	-----	38.01	-----	39.10
MW-9	05/09/22	77.11	-----	36.60	-----	40.51
MW-9	10/31/22	77.11	-----	35.28	-----	41.83
MW-10	05/28/96	79.12	-----	32.22	-----	46.90
MW-10	11/20/96	79.12	-----	32.80	-----	46.32
MW-10	07/01/97	79.12	-----	32.86	-----	46.26
MW-10	12/31/97	79.12	-----	32.92	-----	46.20
MW-10	05/01/98	79.12	-----	30.28	-----	48.84
MW-10	05/25/99	79.12	-----	30.79	-----	48.33
MW-10	05/15/00	79.12	-----	32.32	-----	46.80
MW-10	11/13/00	79.12	-----	30.90	-----	48.22
MW-10	05/07/01	79.12	-----	31.21	-----	47.91
MW-10	04/08/02	79.12	-----	31.91	-----	47.21
MW-10	10/21/02	79.12	-----	31.53	-----	47.59
MW-10	04/07/03	79.12	-----	31.15	-----	47.97
MW-10	10/06/03	79.12	-----	31.11	-----	48.01
MW-10	04/19/04	79.12	-----	32.12	-----	47.00

APPENDIX C
HISTORICAL GROUNDWATER ELEVATIONS, NOVEMBER 1996 THROUGH NOVEMBER 2022
Defense Fuel Support Point Norwalk
15306 Norwalk Boulevard, Norwalk, California 90650

Well	Date	Top of Casing Elevation (feet MSL)	Depth to Product (feet btc)	Depth to Groundwater (feet btc)	Measured Product Thickness (feet)	Groundwater Elevation (feet MSL)
MW-10	11/01/04	79.12	-----	31.96	-----	47.16
MW-10	05/02/05	79.12	-----	27.68	-----	51.44
MW-10	03/06/06	79.12	-----	28.44	-----	50.68
MW-10	05/01/06	79.12	-----	28.87	-----	50.25
MW-10	08/26/06	79.12	-----	29.17	-----	49.95
MW-10	12/01/06	79.12	-----	29.52	-----	49.60
MW-10	03/21/07	79.12	-----	29.71	-----	49.41
MW-10	04/27/07	79.12	-----	29.90	-----	49.22
MW-10	08/28/07	79.12	-----	30.22	-----	48.90
MW-10	11/12/07	79.12	-----	30.50	-----	48.62
MW-10	02/05/08	79.12	-----	30.90	-----	48.22
MW-10	04/11/08	79.12	-----	30.31	-----	48.81
MW-10	07/24/08	79.12	-----	30.48	-----	48.64
MW-10	10/13/08	79.12	-----	31.39	-----	47.73
MW-10	02/09/09	79.12	-----	30.05	-----	49.07
MW-10	07/16/09	79.12	-----	31.42	-----	47.70
MW-10	04/07/10	79.12	-----	32.00	-----	47.12
MW-10	10/01/10	79.12	-----	32.09	-----	47.03
MW-10	01/06/11	79.12	-----	32.22	-----	46.90
MW-10	04/08/11	79.12	-----	31.24	-----	47.88
MW-10	07/07/11	79.12	-----	31.37	-----	47.75
MW-10	10/06/11	79.12	-----	31.71	-----	47.41
MW-10	04/12/12	79.12	-----	32.63	-----	46.49
MW-10	01/10/13	79.12	-----	33.78	-----	45.34
MW-10	04/02/13	79.12	-----	33.70	-----	45.42
MW-10	04/07/14	79.12	-----	35.23	-----	43.89
MW-10	04/14/16	79.12	-----	37.01	-----	42.11
MW-11	05/28/96	78.17	27.63	30.52	2.89	NC
MW-11	11/20/96	78.17	31.31	33.60	2.29	NC
MW-11	07/01/97	78.17	31.89	34.15	2.26	NC
MW-11	12/31/97	78.17	31.42	33.49	2.07	NC
MW-11	05/01/98	78.17	26.96	28.75	1.79	NC
MW-11	05/25/99	78.17	29.93	29.95	0.02	NC
MW-11	05/15/00	78.17	-----	29.88	-----	48.29
MW-11	11/13/00	78.17	-----	31.47	-----	46.70
MW-11	05/07/01	78.17	-----	28.95	-----	49.22
MW-11	04/08/02	78.17	-----	30.70	-----	47.47
MW-11	10/21/02	78.17	-----	29.98	-----	48.19
MW-11	04/07/03	78.17	-----	29.95	-----	48.22
MW-11	10/06/03	78.17	-----	30.36	-----	47.81
MW-11	04/19/04	78.17	-----	31.94	-----	46.23
MW-11	11/01/04	78.17	-----	30.80	-----	47.37
MW-11	05/02/05	78.17	-----	26.97	-----	51.20

APPENDIX C
HISTORICAL GROUNDWATER ELEVATIONS, NOVEMBER 1996 THROUGH NOVEMBER 2022
Defense Fuel Support Point Norwalk
15306 Norwalk Boulevard, Norwalk, California 90650

Well	Date	Top of Casing Elevation (feet MSL)	Depth to Product (feet btc)	Depth to Groundwater (feet btc)	Measured Product Thickness (feet)	Groundwater Elevation (feet MSL)
MW-11	05/01/06	78.17	-----	27.86	-----	50.31
MW-11	08/26/06	78.17	-----	28.28	-----	49.89
MW-11	12/01/06	78.17	-----	28.56	-----	49.61
MW-11	04/30/07	78.17	-----	28.94	-----	49.23
MW-11	11/12/07	78.17	-----	29.50	-----	48.67
MW-11	04/11/08	78.17	-----	29.15	-----	49.02
MW-11	10/14/08	78.17	-----	30.18	-----	47.99
MW-11	04/20/09	78.17	-----	30.00	-----	48.17
MW-11	10/19/09	78.17	-----	30.91	-----	47.26
MW-11	04/07/10	78.17	-----	30.72	-----	47.45
MW-11	04/12/10	78.17	-----	30.55	-----	47.62
MW-11	10/01/10	78.17	-----	30.97	-----	47.20
MW-11	01/07/11	78.17	-----	31.12	-----	47.05
MW-11	04/12/12	78.17	-----	31.52	-----	46.65
MW-11	04/19/12	78.17	-----	31.34	-----	46.83
MW-11	04/05/13	78.17	-----	32.71	-----	45.46
MW-12	05/28/96	75.76	-----	28.18	-----	47.58
MW-12	11/20/96	75.76	-----	28.97	-----	46.79
MW-12	07/01/97	75.76	-----	29.49	-----	46.27
MW-12	12/31/97	75.76	-----	28.98	-----	46.78
MW-12	05/01/98	75.76	-----	26.27	-----	49.49
MW-12	05/04/99	75.76	-----	27.53	-----	48.23
MW-12	11/15/99	75.76	-----	27.65	-----	48.11
MW-12	05/15/00	75.76	-----	30.34	-----	45.42
MW-12	11/13/00	75.76	-----	27.38	-----	48.38
MW-12	11/13/00	75.76	-----	27.44	-----	48.32
MW-12	05/07/01	75.76	-----	26.72	-----	49.04
MW-12	11/05/01	75.76	-----	26.75	-----	49.01
MW-12	04/08/02	75.76	-----	27.52	-----	48.24
MW-12	04/08/02	75.76	-----	27.70	-----	48.06
MW-12	10/21/02	75.76	-----	28.08	-----	47.68
MW-12	10/21/02	75.76	-----	28.09	-----	47.67
MW-12	04/07/03	75.76	-----	27.77	-----	47.99
MW-12	10/06/03	75.76	-----	27.60	-----	48.16
MW-12	01/11/04	75.76	-----	29.91	-----	45.85
MW-12	04/19/04	75.76	-----	28.71	-----	47.05
MW-12	05/02/05	75.76	-----	23.42	-----	52.34
MW-12	05/02/05	75.76	-----	23.56	-----	52.20
MW-12	10/31/05	75.76	-----	25.61	-----	50.15
MW-12	05/01/06	75.76	-----	24.85	-----	50.91
MW-12	05/01/06	75.76	-----	25.09	-----	50.67
MW-12	12/01/06	75.76	-----	25.65	-----	50.11
MW-12	12/04/06	75.76	-----	25.69	-----	50.07

APPENDIX C
HISTORICAL GROUNDWATER ELEVATIONS, NOVEMBER 1996 THROUGH NOVEMBER 2022
Defense Fuel Support Point Norwalk
15306 Norwalk Boulevard, Norwalk, California 90650

Well	Date	Top of Casing Elevation (feet MSL)	Depth to Product (feet btc)	Depth to Groundwater (feet btc)	Measured Product Thickness (feet)	Groundwater Elevation (feet MSL)
MW-12	04/30/07	75.76	-----	25.80	-----	49.96
MW-12	04/30/07	75.76	-----	26.25	-----	49.51
MW-12	11/12/07	75.76	-----	27.12	-----	48.64
MW-12	11/12/07	75.76	-----	26.23	-----	49.53
MW-12	04/11/08	75.76	-----	26.69	-----	49.07
MW-12	04/14/08	75.76	-----	29.47	-----	46.29
MW-12	10/13/08	75.76	-----	27.30	-----	48.46
MW-12	10/14/08	75.76	-----	27.59	-----	48.17
MW-12	04/20/09	75.76	-----	27.34	-----	48.42
MW-12	10/19/09	75.76	-----	28.88	-----	46.88
MW-12	04/08/10	75.76	-----	27.93	-----	47.83
MW-12	05/24/10	75.76	-----	28.16	-----	47.60
MW-12	05/28/10	75.76	-----	28.10	-----	47.66
MW-12	10/04/10	75.76	-----	28.21	-----	47.55
MW-12	04/11/11	75.76	-----	27.14	-----	48.62
MW-12	10/10/11	75.76	-----	27.92	-----	47.84
MW-12	04/16/12	75.76	-----	29.10	-----	46.66
MW-12	10/15/12	75.76	-----	30.31	-----	45.45
MW-12	04/08/13	75.76	-----	30.53	-----	45.23
MW-12	10/07/13	75.76	-----	31.02	-----	44.74
MW-12	04/14/14	75.76	-----	31.61	-----	44.15
MW-12	10/27/14	75.76	-----	31.88	-----	43.88
MW-12	04/20/15	75.76	-----	32.39	-----	43.37
MW-12	11/06/15	75.76	-----	34.12	-----	41.64
MW-12	04/11/16	75.76	-----	34.56	-----	41.20
MW-12	10/03/16	75.76	-----	35.84	-----	39.92
MW-12	04/17/17	75.76	-----	32.97	-----	42.79
MW-12	10/02/17	75.76	-----	35.85	-----	39.91
MW-12	04/16/18	75.76	-----	35.98	-----	39.78
MW-12	11/05/18	75.76	-----	36.27	-----	39.49
MW-12	04/16/19	75.76	-----	29.07	-----	46.69
MW-12	10/28/19	75.76	-----	36.14	-----	39.62
MW-12	05/04/20	75.76	-----	34.06	-----	41.70
MW-12	11/02/20	75.76	-----	34.54	-----	41.22
MW-12	05/03/21	75.76	-----	35.23	-----	40.53
MW-12	11/01/21	75.76	-----	35.93	-----	39.83
MW-12	05/09/22	75.76	-----	35.67	-----	40.09
MW-12	10/31/22	75.76	-----	36.20	-----	39.56
MW-13	05/28/96	78.25	-----	30.80	-----	47.45
MW-13	11/20/96	78.25	-----	31.60	-----	46.65
MW-13	07/01/97	78.25	-----	30.70	-----	47.55
MW-13	12/31/97	78.25	-----	31.24	-----	47.01
MW-13	05/01/98	78.25	-----	28.22	-----	50.03

APPENDIX C
HISTORICAL GROUNDWATER ELEVATIONS, NOVEMBER 1996 THROUGH NOVEMBER 2022
Defense Fuel Support Point Norwalk
15306 Norwalk Boulevard, Norwalk, California 90650

Well	Date	Top of Casing Elevation (feet MSL)	Depth to Product (feet btc)	Depth to Groundwater (feet btc)	Measured Product Thickness (feet)	Groundwater Elevation (feet MSL)
MW-13	05/25/99	78.25	-----	29.19	-----	49.06
MW-13	05/15/00	78.25	-----	29.95	-----	48.30
MW-13	11/13/00	78.25	-----	27.21	-----	51.04
MW-13	02/05/01	78.25	-----	29.42	-----	48.83
MW-13	05/07/01	78.25	-----	28.95	-----	49.30
MW-13	04/08/02	78.25	-----	30.33	-----	47.92
MW-13	09/19/02	78.25	-----	30.73	-----	47.52
MW-13	10/21/02	78.25	-----	30.88	-----	47.37
MW-13	04/07/03	78.25	-----	30.05	-----	48.20
MW-13	10/06/03	78.25	-----	29.76	-----	48.49
MW-13	04/19/04	78.25	-----	30.50	-----	47.75
MW-13	11/01/04	78.25	-----	30.85	-----	47.40
MW-13	02/28/05	78.25	-----	27.54	-----	50.71
MW-13	05/02/05	78.25	-----	25.62	-----	52.63
MW-13	03/06/06	78.25	-----	27.70	-----	50.55
MW-13	05/01/06	78.25	-----	27.70	-----	50.55
MW-13	08/26/06	78.25	-----	28.04	-----	50.21
MW-13	12/01/06	78.25	-----	28.49	-----	49.76
MW-13	03/21/07	78.25	-----	28.58	-----	49.67
MW-13	04/27/07	78.25	-----	29.00	-----	49.25
MW-13	08/28/07	78.25	-----	29.10	-----	49.15
MW-13	11/12/07	78.25	-----	29.46	-----	48.79
MW-13	02/05/08	78.25	-----	30.00	-----	48.25
MW-13	04/11/08	78.25	-----	29.23	-----	49.02
MW-13	07/24/08	78.25	-----	29.71	-----	48.54
MW-13	10/13/08	78.25	-----	30.50	-----	47.75
MW-13	02/09/09	78.25	-----	29.88	-----	48.37
MW-13	04/20/09	78.25	-----	30.00	-----	48.25
MW-13	07/16/09	78.25	-----	30.51	-----	47.74
MW-13	10/19/09	78.25	-----	30.85	-----	47.40
MW-13	04/07/10	78.25	-----	30.83	-----	47.42
MW-13	04/12/10	78.25	-----	30.82	-----	47.43
MW-13	01/06/11	78.25	-----	31.27	-----	46.98
MW-13	04/07/11	78.25	-----	29.93	-----	48.32
MW-13	07/07/11	78.25	-----	30.19	-----	48.06
MW-13	10/06/11	78.25	-----	30.78	-----	47.47
MW-13	04/12/12	78.25	-----	31.76	-----	46.49
MW-13	04/17/12	78.25	-----	31.46	-----	46.79
MW-13	01/10/13	78.25	-----	32.78	-----	45.47
MW-13	04/02/13	78.25	-----	32.76	-----	45.49
MW-13	04/08/13	78.25	-----	32.75	-----	45.50
MW-13	10/01/13	78.25	-----	33.48	-----	44.77
MW-13	04/09/14	78.25	-----	34.03	-----	44.22
MW-13	04/15/14	78.25	-----	33.93	-----	44.32

APPENDIX C
HISTORICAL GROUNDWATER ELEVATIONS, NOVEMBER 1996 THROUGH NOVEMBER 2022
Defense Fuel Support Point Norwalk
15306 Norwalk Boulevard, Norwalk, California 90650

Well	Date	Top of Casing Elevation (feet MSL)	Depth to Product (feet btc)	Depth to Groundwater (feet btc)	Measured Product Thickness (feet)	Groundwater Elevation (feet MSL)
MW-13	10/27/14	78.25	-----	34.39	-----	43.86
MW-13	04/20/15	78.25	-----	34.42	-----	43.83
MW-13	10/19/15	78.25	-----	35.52	-----	42.73
MW-13	04/12/16	78.25	-----	36.02	-----	42.23
MW-13	10/03/16	78.25	-----	36.45	-----	41.80
MW-13	04/17/17	78.25	-----	35.65	-----	42.60
MW-13	10/03/17	78.25	-----	36.48	-----	41.77
MW-13	04/16/18	78.25	-----	37.02	-----	41.23
MW-13	11/05/18	78.25	-----	37.67	-----	40.58
MW-13	04/16/19	78.25	-----	36.89	-----	41.36
MW-13	10/28/19	78.25	-----	35.16	-----	43.09
MW-13	05/04/20	78.25	-----	37.04	-----	41.21
MW-13	10/19/20	78.25	-----	37.12	-----	41.13
MW-13	11/02/20	78.25	-----	37.23	-----	41.02
MW-13	05/03/21	78.25	-----	37.67	-----	40.58
MW-13	11/02/21	78.25	-----	38.00	-----	40.25
MW-13	05/10/22	78.25	-----	38.15	-----	40.10
MW-13	11/01/22	78.25	-----	38.59	-----	39.66
MW-14	05/28/96	78.60	-----	32.31	-----	46.29
MW-14	11/20/96	78.60	-----	32.52	-----	46.08
MW-14	07/01/97	78.60	-----	33.64	-----	44.96
MW-14	12/31/97	78.60	-----	32.91	-----	45.69
MW-14	05/01/98	78.60	-----	30.93	-----	47.67
MW-14	02/03/99	78.60	-----	30.99	-----	47.61
MW-14	05/07/99	78.60	-----	31.84	-----	46.76
MW-14	05/25/99	78.60	-----	30.85	-----	47.75
MW-14	08/09/99	78.60	-----	32.23	-----	46.37
MW-14	02/29/00	78.60	-----	31.43	-----	47.17
MW-14	05/15/00	78.60	-----	31.22	-----	47.38
MW-14	08/28/00	78.60	-----	31.78	-----	46.82
MW-14	11/13/00	78.60	-----	31.72	-----	46.88
MW-14	02/05/01	78.60	-----	31.25	-----	47.35
MW-14	05/07/01	78.60	-----	30.55	-----	48.05
MW-14	09/18/01	78.60	-----	30.42	-----	48.18
MW-14	01/29/02	78.60	-----	30.89	-----	47.71
MW-14	04/08/02	78.60	-----	31.22	-----	47.38
MW-14	07/29/02	78.60	-----	31.02	-----	47.58
MW-14	10/21/02	78.60	-----	31.08	-----	47.52
MW-14	01/27/03	78.60	-----	30.78	-----	47.82
MW-14	04/07/03	78.60	-----	30.90	-----	47.70
MW-14	10/06/03	78.60	-----	30.96	-----	47.64
MW-14	04/19/04	78.60	-----	31.51	-----	47.09
MW-14	11/01/04	78.60	-----	31.61	-----	46.99

APPENDIX C
HISTORICAL GROUNDWATER ELEVATIONS, NOVEMBER 1996 THROUGH NOVEMBER 2022
Defense Fuel Support Point Norwalk
15306 Norwalk Boulevard, Norwalk, California 90650

Well	Date	Top of Casing Elevation (feet MSL)	Depth to Product (feet btc)	Depth to Groundwater (feet btc)	Measured Product Thickness (feet)	Groundwater Elevation (feet MSL)
MW-14	02/28/05	78.60	-----	29.79	-----	48.81
MW-14	05/02/05	78.60	-----	28.31	-----	50.29
MW-14	03/06/06	78.60	-----	28.34	-----	50.26
MW-14	05/01/06	78.60	-----	28.76	-----	49.84
MW-14	08/26/06	78.60	-----	28.89	-----	49.71
MW-14	12/01/06	78.60	-----	29.15	-----	49.45
MW-14	03/21/07	78.60	-----	29.21	-----	49.39
MW-14	04/30/07	78.60	-----	29.44	-----	49.16
MW-14	08/28/07	78.60	-----	29.77	-----	48.83
MW-14	11/12/07	78.60	-----	29.91	-----	48.69
MW-14	02/05/08	78.60	-----	30.24	-----	48.36
MW-14	04/11/08	78.60	-----	29.73	-----	48.87
MW-14	07/24/08	78.60	-----	30.21	-----	48.39
MW-14	10/13/08	78.60	-----	30.71	-----	47.89
MW-14	02/09/09	78.60	-----	30.77	-----	47.83
MW-14	04/20/09	78.60	-----	30.80	-----	47.80
MW-14	07/16/09	78.60	-----	31.21	-----	47.39
MW-14	07/20/09	78.60	-----	31.31	-----	47.29
MW-14	10/19/09	78.60	-----	31.43	-----	47.17
MW-14	01/11/10	78.60	-----	31.94	-----	46.66
MW-14	04/07/10	78.60	-----	31.79	-----	46.81
MW-14	04/12/10	78.60	-----	31.44	-----	47.16
MW-14	01/06/11	78.60	-----	32.86	-----	45.74
MW-14	04/06/11	78.60	-----	31.13	-----	47.47
MW-14	07/07/11	78.60	-----	31.13	-----	47.47
MW-14	10/06/11	78.60	-----	31.31	-----	47.29
MW-14	01/09/12	78.60	-----	31.40	-----	47.20
MW-14	04/12/12	78.60	-----	32.07	-----	46.53
MW-14	04/18/12	78.60	-----	31.83	-----	46.77
MW-14	01/11/13	78.60	-----	33.24	-----	45.36
MW-14	04/02/13	78.60	-----	33.13	-----	45.47
MW-14	04/08/13	78.60	-----	33.80	-----	44.80
MW-14	10/01/13	78.60	-----	33.90	-----	44.70
MW-14	04/07/14	78.60	-----	34.98	-----	43.62
MW-14	10/27/14	78.60	-----	35.03	-----	43.57
MW-14	04/20/15	78.60	-----	35.38	-----	43.22
MW-14	10/19/15	78.60	-----	36.12	-----	42.48
MW-14	04/11/16	78.60	-----	36.49	-----	42.11
MW-14	10/03/16	78.60	-----	36.37	-----	42.23
MW-14	04/17/17	78.60	-----	36.99	-----	41.61
MW-14	10/02/17	78.60	-----	37.31	-----	41.29
MW-14	04/16/18	78.60	-----	37.64	-----	40.96
MW-14	11/05/18	78.60	-----	38.17	-----	40.43
MW-14	04/15/19	78.60	-----	37.67	-----	40.93

APPENDIX C
HISTORICAL GROUNDWATER ELEVATIONS, NOVEMBER 1996 THROUGH NOVEMBER 2022
Defense Fuel Support Point Norwalk
15306 Norwalk Boulevard, Norwalk, California 90650

Well	Date	Top of Casing Elevation (feet MSL)	Depth to Product (feet btc)	Depth to Groundwater (feet btc)	Measured Product Thickness (feet)	Groundwater Elevation (feet MSL)
MW-14	10/29/19	78.60	-----	36.19	-----	42.41
MW-14	05/04/20	78.60	-----	38.10	-----	40.50
MW-14	10/19/20	78.60	-----	38.25	-----	40.35
MW-14	05/04/21	78.60	-----	38.56	-----	40.04
MW-14	11/01/21	78.60	-----	37.77	-----	40.83
MW-14	05/10/22	78.60	-----	39.02	-----	39.58
MW-14	10/31/22	78.60	-----	39.19	-----	39.41
MW-15	05/28/96	76.99	-----	28.96	-----	48.03
MW-15	11/20/96	76.99	-----	29.78	-----	47.21
MW-15	07/01/97	76.99	-----	29.53	-----	47.46
MW-15	12/31/97	76.99	-----	29.90	-----	47.09
MW-15	05/01/98	76.99	-----	26.57	-----	50.42
MW-15	05/03/99	76.99	-----	28.06	-----	48.93
MW-15	08/09/99	76.99	-----	28.35	-----	48.64
MW-15	11/15/99	76.99	-----	28.59	-----	48.40
MW-15	05/15/00	76.99	-----	28.36	-----	48.63
MW-15	11/13/00	76.99	-----	29.05	-----	47.94
MW-15	05/07/01	76.99	-----	27.36	-----	49.63
MW-15	11/05/01	76.99	-----	27.64	-----	49.35
MW-15	04/08/02	76.99	-----	28.39	-----	48.60
MW-15	07/29/02	76.99	-----	29.04	-----	47.95
MW-15	10/21/02	76.99	29.14	29.15	0.01	NC
MW-15	04/07/03	76.99	28.51	28.52	0.01	NC
MW-15	10/06/03	76.99	28.38	28.39	0.01	NC
MW-15	01/11/04	76.99	29.55	29.64	0.09	NC
MW-15	04/19/04	76.99	27.60	27.61	0.01	NC
MW-15	05/02/05	76.99	22.88	22.93	0.05	NC
MW-15	10/31/05	76.99	27.60	27.81	0.21	NC
MW-15	05/01/06	76.99	-----	25.92	-----	51.07
MW-15	12/04/06	76.99	-----	26.76	-----	50.23
MW-15	04/30/07	76.99	-----	28.17	-----	48.82
MW-15	11/12/07	76.99	27.02	28.25	1.23	NC
MW-15	04/14/08	76.99	27.40	28.37	0.97	NC
MW-15	04/14/08	76.99	27.33	28.31	0.98	NC
MW-15	10/13/08	76.99	-----	29.05	-----	47.94
MW-15	04/20/09	76.99	28.24	28.98	0.74	NC
MW-15	10/19/09	76.99	29.21	30.37	1.16	NC
MW-15	05/24/10	76.99	28.60	29.49	0.89	NC
MW-15	05/28/10	76.99	28.57	29.46	0.89	NC
MW-15	10/04/10	76.99	29.14	30.19	1.05	NC
MW-15	04/11/11	76.99	28.16	28.62	0.46	NC
MW-15	10/10/11	76.99	28.59	29.30	0.71	47.69
MW-15	04/27/12	76.99	-----	31.50	-----	45.49

APPENDIX C
HISTORICAL GROUNDWATER ELEVATIONS, NOVEMBER 1996 THROUGH NOVEMBER 2022
Defense Fuel Support Point Norwalk
15306 Norwalk Boulevard, Norwalk, California 90650

Well	Date	Top of Casing Elevation (feet MSL)	Depth to Product (feet btc)	Depth to Groundwater (feet btc)	Measured Product Thickness (feet)	Groundwater Elevation (feet MSL)
MW-15	10/15/12	76.99	31.36	32.38	1.02	NC
MW-15	04/08/13	76.99	31.44	32.40	0.96	NC
MW-15	10/07/13	76.99	31.87	32.18	0.31	NC
MW-15	04/14/14	76.99	32.59	32.70	0.11	NC
MW-15	10/27/14	76.99	-----	33.33	-----	43.66
MW-15	Well decommissioned in December 2014 prior to remedial excavation					
MW-15R	04/17/17	74.85	-----	34.41	-----	40.44
MW-15R	10/02/17	74.85	-----	34.58	-----	40.27
MW-15R	04/16/18	74.85	-----	34.83	-----	40.02
MW-15R	11/05/18	74.85	-----	35.08	-----	39.77
MW-15R	04/16/19	74.85	-----	33.11	-----	41.74
MW-15R	10/28/19	74.85	-----	35.00	-----	39.85
MW-15R	05/04/20	74.85	-----	32.59	-----	42.26
MW-15R	11/02/20	74.85	-----	33.03	-----	41.82
MW-15R	05/03/21	74.85	-----	33.57	-----	41.28
MW-15R	11/01/21	74.85	-----	34.82	-----	40.03
MW-15R	05/09/22	74.85	-----	34.53	-----	40.32
MW-15R	10/31/22	74.85	-----	33.70	-----	41.15
MW-16	05/28/96	76.87	-----	28.85	-----	48.02
MW-16	11/20/96	76.87	-----	29.84	-----	47.03
MW-16	07/01/97	76.87	-----	28.17	-----	48.70
MW-16	12/31/97	76.87	-----	28.47	-----	48.40
MW-16	05/01/98	76.87	-----	23.99	-----	52.88
MW-16	05/25/99	76.87	-----	27.49	-----	49.38
MW-16	05/15/00	76.87	-----	28.17	-----	48.70
MW-16	11/13/00	76.87	-----	28.83	-----	48.04
MW-16	05/07/01	76.87	-----	27.05	-----	49.82
MW-16	02/01/02	76.87	-----	27.46	-----	49.41
MW-16	04/08/02	76.87	-----	28.36	-----	48.51
MW-16	10/21/02	76.87	-----	28.97	-----	47.90
MW-16	01/27/03	76.87	-----	28.62	-----	48.25
MW-16	04/07/03	76.87	-----	28.22	-----	48.65
MW-16	07/30/03	76.87	-----	27.87	-----	49.00
MW-16	10/06/03	76.87	-----	28.00	-----	48.87
MW-16	01/27/04	76.87	-----	28.56	-----	48.31
MW-16	04/19/04	76.87	-----	28.79	-----	48.08
MW-16	07/19/04	76.87	-----	28.79	-----	48.08
MW-16	11/01/04	76.87	-----	29.50	-----	47.37
MW-16	02/01/05	76.87	-----	27.16	-----	49.71
MW-16	05/02/05	76.87	-----	23.28	-----	53.59
MW-16	08/01/05	76.87	-----	24.36	-----	52.51
MW-16	03/06/06	76.87	-----	25.92	-----	50.95
MW-16	05/01/06	76.87	-----	25.85	-----	51.02

APPENDIX C
HISTORICAL GROUNDWATER ELEVATIONS, NOVEMBER 1996 THROUGH NOVEMBER 2022
Defense Fuel Support Point Norwalk
15306 Norwalk Boulevard, Norwalk, California 90650

Well	Date	Top of Casing Elevation (feet MSL)	Depth to Product (feet btc)	Depth to Groundwater (feet btc)	Measured Product Thickness (feet)	Groundwater Elevation (feet MSL)
MW-16	08/26/06	76.87	-----	26.32	-----	50.55
MW-16	09/18/06	76.87	-----	26.32	-----	50.55
MW-16	12/01/06	76.87	-----	26.83	-----	50.04
MW-16	03/21/07	76.87	-----	27.15	-----	49.72
MW-16	04/30/07	76.87	-----	27.27	-----	49.60
MW-16	08/28/07	76.87	-----	27.85	-----	49.02
MW-16	11/12/07	76.87	-----	27.84	-----	49.03
MW-16	02/05/08	76.87	-----	28.88	-----	47.99
MW-16	04/14/08	76.87	-----	27.34	-----	49.53
MW-16	07/24/08	76.87	-----	28.01	-----	48.86
MW-16	10/14/08	76.87	-----	28.58	-----	48.29
MW-16	02/10/09	76.87	-----	28.54	-----	48.33
MW-16	04/20/09	76.87	-----	28.22	-----	48.65
MW-16	07/16/09	76.87	-----	29.12	-----	47.75
MW-16	10/19/09	76.87	-----	29.30	-----	47.57
MW-16	04/08/10	76.87	-----	28.71	-----	48.16
MW-16	04/12/10	76.87	-----	28.83	-----	48.04
MW-16	01/08/11	76.87	-----	29.63	-----	47.24
MW-16	04/07/11	76.87	-----	27.99	-----	48.88
MW-16	07/08/11	76.87	-----	28.34	-----	48.53
MW-16	10/06/11	76.87	-----	28.95	-----	47.92
MW-16	04/12/12	76.87	-----	30.16	-----	46.71
MW-16	04/17/12	76.87	-----	29.84	-----	47.03
MW-16	01/10/13	76.87	-----	31.47	-----	45.40
MW-16	04/03/13	76.87	-----	31.53	-----	45.34
MW-16	04/08/13	76.87	-----	31.51	-----	45.36
MW-16	10/02/13	76.87	-----	32.14	-----	44.73
MW-16	04/09/14	76.87	-----	32.68	-----	44.19
MW-16	04/09/14	76.87	-----	32.68	-----	44.19
MW-16	10/27/14	77.87	-----	32.84	-----	45.03
MW-16	04/20/15	76.87	-----	33.24	-----	43.63
MW-16	10/19/15	76.87	-----	34.06	-----	42.81
MW-16	04/12/16	76.87	-----	34.91	-----	41.96
MW-16	10/03/16	76.87	-----	35.42	-----	41.45
MW-16	04/18/17	76.87	-----	33.81	-----	43.06
MW-16	10/03/17	76.87	-----	35.26	-----	41.61
MW-16	04/16/18	76.87	-----	36.06	-----	40.81
MW-16	11/05/18	76.87	-----	36.64	-----	40.23
MW-16	04/16/19	76.87	-----	34.76	-----	42.11
MW-16	10/28/19	76.87	-----	35.65	-----	41.22
MW-16	05/04/20	76.87	-----	34.72	-----	42.15
MW-16	10/19/20	76.87	-----	35.42	-----	41.45
MW-16	05/03/21	76.87	-----	34.96	-----	41.91
MW-16	11/01/21	76.87	-----	36.69	-----	40.18

APPENDIX C
HISTORICAL GROUNDWATER ELEVATIONS, NOVEMBER 1996 THROUGH NOVEMBER 2022
Defense Fuel Support Point Norwalk
15306 Norwalk Boulevard, Norwalk, California 90650

Well	Date	Top of Casing Elevation (feet MSL)	Depth to Product (feet btc)	Depth to Groundwater (feet btc)	Measured Product Thickness (feet)	Groundwater Elevation (feet MSL)
MW-16	05/09/22	76.87	-----	36.68	-----	40.19
MW-16	10/31/22	76.87	-----	37.36	-----	39.51
MW-17	05/28/96	77.86	-----	29.91	-----	47.95
MW-17	11/20/96	77.86	-----	30.83	-----	47.03
MW-17	07/01/97	77.86	-----	29.40	-----	48.46
MW-17	12/31/97	77.86	-----	30.31	-----	47.55
MW-17	05/01/98	77.86	-----	26.49	-----	51.37
MW-17	05/25/99	77.86	-----	28.44	-----	49.42
MW-17	05/15/00	77.86	-----	29.09	-----	48.77
MW-17	11/13/00	77.86	-----	30.74	-----	47.12
MW-17	05/07/01	77.86	-----	27.81	-----	50.05
MW-17	04/08/02	77.86	-----	29.16	-----	48.70
MW-17	10/21/02	77.86	-----	30.20	-----	47.66
MW-17	04/07/03	77.86	-----	29.05	-----	48.81
MW-17	10/06/03	77.86	-----	28.90	-----	48.96
MW-17	04/19/04	77.86	-----	29.72	-----	48.14
MW-17	11/01/04	77.86	-----	30.33	-----	47.53
MW-17	05/02/05	77.86	-----	24.30	-----	53.56
MW-17	03/06/06	77.86	-----	26.85	-----	51.01
MW-17	05/01/06	77.86	-----	26.90	-----	50.96
MW-17	08/26/06	77.86	-----	27.41	-----	50.45
MW-17	12/01/06	77.86	-----	27.90	-----	49.96
MW-17	03/21/07	77.86	-----	27.99	-----	49.87
MW-17	04/27/07	77.86	-----	28.45	-----	49.41
MW-17	08/28/07	77.86	-----	28.45	-----	49.41
MW-17	11/12/07	77.86	-----	28.91	-----	48.95
MW-17	02/05/08	77.86	-----	29.46	-----	48.40
MW-17	04/11/08	77.86	-----	28.51	-----	49.35
MW-17	07/24/08	77.86	-----	29.11	-----	48.75
MW-17	10/13/08	77.86	-----	30.00	-----	47.86
MW-17	02/09/09	77.86	-----	29.36	-----	48.50
MW-17	04/20/09	77.86	-----	29.31	-----	48.55
MW-17	07/16/09	77.86	-----	32.25	-----	45.61
MW-17	10/19/09	77.86	-----	30.72	-----	47.14
MW-17	04/07/10	77.86	-----	29.92	-----	47.94
MW-17	04/12/10	77.86	-----	29.92	-----	47.94
MW-17	01/06/11	77.86	-----	30.93	-----	46.93
MW-17	04/07/11	77.86	-----	28.97	-----	48.89
MW-17	07/07/11	77.86	-----	29.49	-----	48.37
MW-17	10/06/11	77.86	-----	30.17	-----	47.69
MW-17	04/12/12	77.86	-----	31.35	-----	46.51
MW-17	04/17/12	77.86	-----	30.99	-----	46.87
MW-17	01/10/13	77.86	-----	32.34	-----	45.52

APPENDIX C
HISTORICAL GROUNDWATER ELEVATIONS, NOVEMBER 1996 THROUGH NOVEMBER 2022
Defense Fuel Support Point Norwalk
15306 Norwalk Boulevard, Norwalk, California 90650

Well	Date	Top of Casing Elevation (feet MSL)	Depth to Product (feet btc)	Depth to Groundwater (feet btc)	Measured Product Thickness (feet)	Groundwater Elevation (feet MSL)
MW-17	04/02/13	77.86	-----	32.44	-----	45.42
MW-17	04/08/13	77.86	-----	32.43	-----	45.43
MW-17	10/01/13	77.86	-----	33.07	-----	44.79
MW-17	04/09/14	77.86	-----	33.45	-----	44.41
MW-17	04/16/14	77.86	-----	33.02	-----	44.84
MW-17	10/27/14	77.86	-----	33.76	-----	44.10
MW-17	04/20/15	77.86	-----	34.06	-----	43.80
MW-17	10/19/15	77.86	-----	34.97	-----	42.89
MW-17	04/13/16	77.86	-----	35.57	-----	42.29
MW-17	10/03/16	77.86	-----	36.05	-----	41.81
MW-17	04/18/17	77.86	-----	35.22	-----	42.64
MW-17	10/03/17	77.86	-----	35.78	-----	42.08
MW-17	04/16/18	77.86	-----	36.94	-----	40.92
MW-17	11/05/18	77.86	-----	37.47	-----	40.39
MW-17	04/16/19	77.86	-----	36.11	-----	41.75
MW-17	10/28/19	77.86	-----	36.41	-----	41.45
MW-17	05/04/20	77.86	-----	36.15	-----	41.71
MW-17	10/19/20	77.86	-----	36.31	-----	41.55
MW-17	05/03/21	77.86	-----	36.80	-----	41.06
MW-17	11/01/21	77.86	-----	37.48	-----	40.38
MW-17	05/09/22	77.86	-----	37.32	-----	40.54
MW-17	10/31/22	77.86	-----	36.43	-----	41.43
MW-18 (MID)	05/28/96	75.67	33.20	33.81	0.61	NC
MW-18 (MID)	11/20/96	75.67	-----	32.82	-----	42.85
MW-18 (MID)	07/01/97	75.67	-----	29.10	-----	46.57
MW-18 (MID)	12/31/97	75.67	32.67	33.25	0.58	NC
MW-18 (MID)	05/01/98	75.67	29.81	29.83	0.02	NC
MW-18 (MID)	08/09/99	75.67	-----	31.33	-----	44.34
MW-18 (MID)	11/19/99	75.67	-----	31.86	-----	43.81
MW-18 (MID)	05/15/00	75.67	-----	24.58	-----	51.09
MW-18 (MID)	11/13/00	75.67	-----	26.78	-----	48.89
MW-18 (MID)	05/07/01	75.67	-----	30.38	-----	45.29
MW-18 (MID)	08/07/01	75.67	-----	30.46	-----	45.21
MW-18 (MID)	11/05/01	75.67	-----	30.66	-----	45.01
MW-18 (MID)	04/08/02	75.67	-----	31.22	-----	44.45
MW-18 (MID)	10/21/02	75.67	-----	32.24	-----	43.43
MW-18 (MID)	10/06/03	75.67	-----	31.42	-----	44.25
MW-18 (MID)	04/19/04	75.67	-----	32.34	-----	43.33
MW-18 (MID)	05/02/05	75.67	-----	27.67	-----	48.00
MW-18 (MID)	10/31/05	75.67	-----	25.96	-----	49.71
MW-18 (MID)	05/01/06	75.67	-----	28.92	-----	46.75
MW-18 (MID)	12/04/06	75.67	-----	29.74	-----	45.93
MW-18 (MID)	04/30/07	75.67	-----	29.77	-----	45.90

APPENDIX C
HISTORICAL GROUNDWATER ELEVATIONS, NOVEMBER 1996 THROUGH NOVEMBER 2022
Defense Fuel Support Point Norwalk
15306 Norwalk Boulevard, Norwalk, California 90650

Well	Date	Top of Casing Elevation (feet MSL)	Depth to Product (feet btc)	Depth to Groundwater (feet btc)	Measured Product Thickness (feet)	Groundwater Elevation (feet MSL)
MW-18 (MID)	11/12/07	75.67	-----	30.23	-----	45.44
MW-18 (MID)	04/14/08	75.67	-----	30.45	-----	45.22
MW-18 (MID)	10/13/08	75.67	-----	31.15	-----	44.52
MW-18 (MID)	04/20/09	75.67	-----	31.49	-----	44.18
MW-18 (MID)	10/19/09	75.67	-----	32.62	-----	43.05
MW-18 (MID)	05/24/10	75.67	-----	32.26	-----	43.41
MW-18 (MID)	05/28/10	75.67	-----	32.17	-----	43.50
MW-18 (MID)	04/11/11	75.67	-----	31.28	-----	44.39
MW-18 (MID)	10/10/11	75.67	-----	31.51	-----	44.16
MW-18 (MID)	04/16/12	75.67	-----	31.75	-----	43.92
MW-18 (MID)	10/15/12	75.67	-----	33.41	-----	42.26
MW-18 (MID)	04/08/13	75.67	-----	30.68	-----	44.99
MW-18 (MID)	10/07/13	75.67	-----	35.33	-----	40.34
MW-18 (MID)	04/14/14	75.67	-----	35.40	-----	40.27
MW-18 (MID)	10/27/14	75.67	-----	35.81	-----	39.86
MW-18 (MID)	04/20/15	75.67	-----	36.29	-----	39.38
MW-18 (MID)	10/19/15	75.67	-----	36.99	-----	38.68
MW-18 (MID)	04/11/16	75.67	-----	38.89	-----	36.78
MW-18 (MID)	10/03/16	75.67	-----	40.93	-----	34.74
MW-18 (MID)	04/17/17	75.67	-----	37.50	-----	38.17
MW-18 (MID)	10/02/17	75.67	-----	40.26	-----	35.41
MW-18 (MID)	04/16/18	75.67	-----	40.46	-----	35.21
MW-18 (MID)	11/05/18	75.67	-----	40.50	-----	35.17
MW-18 (MID)	04/16/19	75.67	-----	38.39	-----	37.28
MW-18 (MID)	10/28/19	75.67	-----	40.42	-----	35.25
MW-18 (MID)	05/04/20	75.67	-----	37.96	-----	37.71
MW-18 (MID)	11/02/20	75.67	-----	34.83	-----	40.84
MW-18 (MID)	05/03/21	75.67	-----	38.57	-----	37.10
MW-18 (MID)	11/01/21	75.67	-----	40.02	-----	35.65
MW-18 (MID)	05/09/22	75.67	-----	39.13	-----	36.54
MW-18 (MID)	10/31/22	75.67	-----	39.70	-----	35.97
MW-19 (MID)	05/28/96	78.14	-----	31.52	-----	46.62
MW-19 (MID)	11/20/96	78.14	-----	32.04	-----	46.10
MW-19 (MID)	07/01/97	78.14	-----	33.51	-----	44.63
MW-19 (MID)	12/31/97	78.14	-----	33.72	-----	44.42
MW-19 (MID)	05/01/98	78.14	-----	29.48	-----	48.66
MW-19 (MID)	02/03/99	78.14	-----	29.05	-----	49.09
MW-19 (MID)	05/03/99	78.14	-----	30.91	-----	47.23
MW-19 (MID)	08/09/99	78.14	-----	30.90	-----	47.24
MW-19 (MID)	11/15/99	78.14	-----	30.63	-----	47.51
MW-19 (MID)	02/29/00	78.14	-----	29.59	-----	48.55
MW-19 (MID)	05/15/00	78.14	-----	25.27	-----	52.87
MW-19 (MID)	08/28/00	78.14	-----	32.23	-----	45.91

APPENDIX C
HISTORICAL GROUNDWATER ELEVATIONS, NOVEMBER 1996 THROUGH NOVEMBER 2022
Defense Fuel Support Point Norwalk
15306 Norwalk Boulevard, Norwalk, California 90650

Well	Date	Top of Casing Elevation (feet MSL)	Depth to Product (feet btc)	Depth to Groundwater (feet btc)	Measured Product Thickness (feet)	Groundwater Elevation (feet MSL)
MW-19 (MID)	11/13/00	78.14	-----	31.90	-----	46.24
MW-19 (MID)	02/05/01	78.14	-----	30.55	-----	47.59
MW-19 (MID)	05/07/01	78.14	-----	29.82	-----	48.32
MW-19 (MID)	09/18/01	78.14	-----	29.81	-----	48.33
MW-19 (MID)	11/05/01	78.14	-----	29.71	-----	48.43
MW-19 (MID)	01/29/02	78.14	-----	30.00	-----	48.14
MW-19 (MID)	04/08/02	78.14	-----	30.12	-----	48.02
MW-19 (MID)	10/21/02	78.14	-----	41.44	-----	36.70
MW-19 (MID)	04/07/03	78.14	-----	31.94	-----	46.20
MW-19 (MID)	10/06/03	78.14	-----	31.10	-----	47.04
MW-19 (MID)	01/11/04	78.14	-----	32.97	-----	45.17
MW-19 (MID)	04/19/04	78.14	-----	33.87	-----	44.27
MW-19 (MID)	05/02/05	78.14	-----	28.00	-----	50.14
MW-19 (MID)	10/31/05	78.14	-----	28.35	-----	49.79
MW-19 (MID)	05/01/06	78.14	-----	28.70	-----	49.44
MW-19 (MID)	12/04/06	78.14	-----	29.65	-----	48.49
MW-19 (MID)	04/30/07	78.14	-----	29.68	-----	48.46
MW-19 (MID)	11/12/07	78.14	-----	30.44	-----	47.70
MW-19 (MID)	04/14/08	78.14	-----	30.70	-----	47.44
MW-19 (MID)	10/13/08	78.14	-----	32.63	-----	45.51
MW-19 (MID)	04/20/09	78.14	-----	31.75	-----	46.39
MW-19 (MID)	10/19/09	78.14	-----	32.88	-----	45.26
MW-19 (MID)	05/24/10	78.14	-----	33.16	-----	44.98
MW-19 (MID)	05/28/10	78.14	-----	33.11	-----	45.03
MW-19 (MID)	04/11/11	78.14	-----	32.64	-----	45.50
MW-19 (MID)	10/10/11	78.14	-----	32.64	-----	45.50
MW-19 (MID)	04/16/12	78.14	-----	33.42	-----	44.72
MW-19 (MID)	10/15/12	78.14	-----	34.29	-----	43.85
MW-19 (MID)	04/08/13	78.14	-----	34.81	-----	43.33
MW-19 (MID)	10/07/13	78.14	-----	36.14	-----	42.00
MW-19 (MID)	04/14/14	78.14	-----	36.37	-----	41.77
MW-19 (MID)	10/27/14	78.14	-----	37.09	-----	41.05
MW-19 (MID)	04/20/15	78.14	-----	37.61	-----	40.53
MW-19 (MID)	10/19/15	78.14	-----	38.26	-----	39.88
MW-19 (MID)	04/11/16	78.14	-----	32.97	-----	45.17
MW-19 (MID)	10/03/16	78.14	-----	40.60	-----	37.54
MW-19 (MID)	04/17/17	78.14	-----	38.62	-----	39.52
MW-19 (MID)	10/02/17	78.14	-----	40.50	-----	37.64
MW-19 (MID)	04/16/18	78.14	-----	40.76	-----	37.38
MW-19 (MID)	11/05/18	78.14	-----	41.21	-----	36.93
MW-19 (MID)	04/16/19	78.14	-----	38.11	-----	40.03
MW-19 (MID)	10/28/19	78.14	-----	41.18	-----	36.96
MW-19 (MID)	05/04/20	78.14	-----	39.92	-----	38.22
MW-19 (MID)	11/02/20	78.14	-----	40.40	-----	37.74

APPENDIX C
HISTORICAL GROUNDWATER ELEVATIONS, NOVEMBER 1996 THROUGH NOVEMBER 2022
Defense Fuel Support Point Norwalk
15306 Norwalk Boulevard, Norwalk, California 90650

Well	Date	Top of Casing Elevation (feet MSL)	Depth to Product (feet btc)	Depth to Groundwater (feet btc)	Measured Product Thickness (feet)	Groundwater Elevation (feet MSL)
MW-19 (MID)	05/03/21	78.14	-----	41.65	-----	36.49
MW-19 (MID)	11/01/21	78.14	-----	41.21	-----	36.93
MW-19 (MID)	05/09/22	78.14	-----	41.02	-----	37.12
MW-19 (MID)	10/31/22	78.14	-----	41.40	-----	36.74
MW-20 (MID)	05/28/96	77.19	-----	31.42	-----	45.77
MW-20 (MID)	11/20/96	77.19	-----	31.98	-----	45.21
MW-20 (MID)	07/01/97	77.19	-----	33.31	-----	43.88
MW-20 (MID)	12/31/97	77.19	-----	32.89	-----	44.30
MW-20 (MID)	05/01/98	77.19	-----	29.81	-----	47.38
MW-20 (MID)	05/03/99	77.19	-----	30.63	-----	46.56
MW-20 (MID)	08/09/99	77.19	-----	31.07	-----	46.12
MW-20 (MID)	11/15/99	77.19	-----	31.00	-----	46.19
MW-20 (MID)	05/15/00	77.19	-----	30.65	-----	46.54
MW-20 (MID)	11/13/00	77.19	-----	32.10	-----	45.09
MW-20 (MID)	05/07/01	77.19	-----	30.14	-----	47.05
MW-20 (MID)	09/18/01	77.19	-----	30.15	-----	47.04
MW-20 (MID)	11/05/01	77.19	-----	30.09	-----	47.10
MW-20 (MID)	04/08/02	77.19	-----	36.14	-----	41.05
MW-20 (MID)	04/08/02	77.19	-----	30.82	-----	46.37
MW-20 (MID)	10/21/02	77.19	-----	31.12	-----	46.07
MW-20 (MID)	04/07/03	77.19	-----	31.25	-----	45.94
MW-20 (MID)	10/06/03	77.19	-----	31.35	-----	45.84
MW-20 (MID)	01/11/04	77.19	-----	32.33	-----	44.86
MW-20 (MID)	04/19/04	77.19	-----	32.04	-----	45.15
MW-20 (MID)	05/02/05	77.19	-----	28.73	-----	48.46
MW-20 (MID)	10/31/05	77.19	-----	28.61	-----	48.58
MW-20 (MID)	05/01/06	77.19	-----	28.65	-----	48.54
MW-20 (MID)	12/04/06	77.19	-----	29.37	-----	47.82
MW-20 (MID)	04/30/07	77.19	-----	29.35	-----	47.84
MW-20 (MID)	11/12/07	77.19	-----	29.98	-----	47.21
MW-20 (MID)	04/14/08	77.19	-----	30.21	-----	46.98
MW-20 (MID)	10/13/08	77.19	-----	30.93	-----	46.26
MW-20 (MID)	04/20/09	77.19	-----	31.09	-----	46.10
MW-20 (MID)	10/19/09	77.19	-----	32.11	-----	45.08
MW-20 (MID)	05/24/10	77.19	-----	32.33	-----	44.86
MW-20 (MID)	05/28/10	77.19	-----	32.29	-----	44.90
MW-20 (MID)	04/11/11	77.19	-----	31.39	-----	45.80
MW-20 (MID)	10/10/11	77.19	-----	31.55	-----	45.64
MW-20 (MID)	04/16/12	77.19	-----	32.20	-----	44.99
MW-20 (MID)	10/15/12	77.19	-----	33.05	-----	44.14
MW-20 (MID)	04/08/13	77.19	-----	33.35	-----	43.84
MW-20 (MID)	10/07/13	77.19	-----	34.37	-----	42.82
MW-20 (MID)	04/14/14	77.19	-----	34.95	-----	42.24

APPENDIX C
HISTORICAL GROUNDWATER ELEVATIONS, NOVEMBER 1996 THROUGH NOVEMBER 2022
Defense Fuel Support Point Norwalk
15306 Norwalk Boulevard, Norwalk, California 90650

Well	Date	Top of Casing Elevation (feet MSL)	Depth to Product (feet btc)	Depth to Groundwater (feet btc)	Measured Product Thickness (feet)	Groundwater Elevation (feet MSL)
MW-20 (MID)	10/27/14	77.19	-----	35.65	-----	41.54
MW-20 (MID)	04/20/15	77.19	-----	35.94	-----	41.25
MW-20 (MID)	10/19/15	77.19	-----	37.73	-----	39.46
MW-20 (MID)	04/11/16	77.19	-----	37.55	-----	39.64
MW-20 (MID)	10/03/16	77.19	-----	38.22	-----	38.97
MW-20 (MID)	04/17/17	77.19	-----	37.30	-----	39.89
MW-20 (MID)	10/02/17	77.19	-----	38.44	-----	38.75
MW-20 (MID)	04/16/18	77.19	-----	38.73	-----	38.46
MW-20 (MID)	11/05/18	77.19	-----	39.37	-----	37.82
MW-20 (MID)	04/16/19	77.19	-----	36.49	-----	40.70
MW-20 (MID)	10/28/19	77.19	-----	39.30	-----	37.89
MW-20 (MID)	05/04/20	77.19	-----	38.41	-----	38.78
MW-20 (MID)	11/02/20	77.19	-----	38.90	-----	38.29
MW-20 (MID)	05/03/21	77.19	-----	39.00	-----	38.19
MW-20 (MID)	11/01/21	77.19	-----	39.55	-----	37.64
MW-20 (MID)	05/09/22	77.19	-----	39.36	-----	37.83
MW-20 (MID)	10/31/22	77.19	-----	39.53	-----	37.66
MW-21 (MID)	05/04/99	77.55	-----	28.99	-----	48.56
MW-21 (MID)	08/09/99	77.55	-----	29.67	-----	47.88
MW-21 (MID)	11/15/99	77.55	-----	30.50	-----	47.05
MW-21 (MID)	05/15/00	77.55	-----	27.30	-----	50.25
MW-21 (MID)	11/13/00	77.55	-----	30.41	-----	47.14
MW-21 (MID)	05/07/01	77.55	-----	28.68	-----	48.87
MW-21 (MID)	11/05/01	77.55	-----	28.67	-----	48.88
MW-21 (MID)	04/08/02	77.55	-----	49.51	-----	28.04
MW-21 (MID)	10/21/02	77.55	-----	29.92	-----	47.63
MW-21 (MID)	04/07/03	77.55	-----	29.90	-----	47.65
MW-21 (MID)	10/06/03	77.55	-----	29.51	-----	48.04
MW-21 (MID)	01/11/04	77.55	-----	30.91	-----	46.64
MW-21 (MID)	04/19/04	77.55	-----	30.66	-----	46.89
MW-21 (MID)	05/02/05	77.55	-----	25.61	-----	51.94
MW-21 (MID)	10/31/05	77.55	-----	26.31	-----	51.24
MW-21 (MID)	05/01/06	77.55	-----	26.66	-----	50.89
MW-21 (MID)	12/04/06	77.55	-----	27.55	-----	50.00
MW-21 (MID)	04/30/07	77.55	-----	27.68	-----	49.87
MW-21 (MID)	11/12/07	77.55	-----	28.08	-----	49.47
MW-21 (MID)	04/14/08	77.55	-----	28.32	-----	49.23
MW-21 (MID)	10/13/08	77.55	-----	28.96	-----	48.59
MW-21 (MID)	04/20/09	77.55	-----	29.19	-----	48.36
MW-21 (MID)	10/19/09	77.55	-----	30.30	-----	47.25
MW-21 (MID)	05/24/10	77.55	-----	30.00	-----	47.55
MW-21 (MID)	05/28/10	77.55	-----	29.97	-----	47.58
MW-21 (MID)	04/11/11	77.55	-----	29.00	-----	48.55

APPENDIX C
HISTORICAL GROUNDWATER ELEVATIONS, NOVEMBER 1996 THROUGH NOVEMBER 2022
Defense Fuel Support Point Norwalk
15306 Norwalk Boulevard, Norwalk, California 90650

Well	Date	Top of Casing Elevation (feet MSL)	Depth to Product (feet btc)	Depth to Groundwater (feet btc)	Measured Product Thickness (feet)	Groundwater Elevation (feet MSL)
MW-21 (MID)	10/10/11	77.55	-----	29.44	-----	48.11
MW-21 (MID)	04/16/12	77.55	-----	30.54	-----	47.01
MW-21 (MID)	10/15/12	77.55	-----	31.23	-----	46.32
MW-21 (MID)	04/08/13	77.55	-----	32.29	-----	45.26
MW-21 (MID)	10/07/13	77.55	-----	32.62	-----	44.93
MW-21 (MID)	04/14/14	77.55	-----	33.38	-----	44.17
MW-21 (MID)	10/27/14	77.55	-----	33.62	-----	43.93
MW-21 (MID)	04/20/15	77.55	-----	34.08	-----	43.47
MW-21 (MID)	10/19/15	77.55	-----	34.77	-----	42.78
MW-21 (MID)	04/11/16	77.55	-----	36.42	-----	41.13
MW-21 (MID)	10/03/16	77.55	-----	37.83	-----	39.72
MW-21 (MID)	04/17/17	77.55	-----	34.74	-----	42.81
MW-21 (MID)	10/02/17	77.55	-----	37.85	-----	39.70
MW-21 (MID)	04/16/18	77.55	-----	37.93	-----	39.62
MW-21 (MID)	11/05/18	77.55	-----	38.11	-----	39.44
MW-21 (MID)	04/16/19	77.55	-----	33.63	-----	43.92
MW-21 (MID)	10/28/19	77.55	-----	37.93	-----	39.62
MW-21 (MID)	05/04/20	77.55	-----	35.92	-----	41.63
MW-21 (MID)	11/02/20	77.55	-----	36.51	-----	41.04
MW-21 (MID)	05/03/21	77.55	-----	37.06	-----	40.49
MW-21 (MID)	11/01/21	77.55	-----	37.69	-----	39.86
MW-21 (MID)	05/09/22	77.55	-----	37.38	-----	40.17
MW-21 (MID)	10/31/22	77.55	-----	37.60	-----	39.95
MW-22 (MID)	05/28/96	79.57	-----	33.53	-----	46.04
MW-22 (MID)	11/20/96	79.57	-----	34.39	-----	45.18
MW-22 (MID)	07/01/97	79.57	-----	35.42	-----	44.15
MW-22 (MID)	12/31/97	79.57	-----	34.06	-----	45.51
MW-22 (MID)	05/01/98	79.57	-----	32.12	-----	47.45
MW-22 (MID)	02/02/99	79.57	-----	31.76	-----	47.81
MW-22 (MID)	05/04/99	79.57	-----	32.60	-----	46.97
MW-22 (MID)	05/25/99	79.57	-----	32.02	-----	47.55
MW-22 (MID)	08/09/99	79.57	-----	33.24	-----	46.33
MW-22 (MID)	02/29/00	79.57	-----	32.76	-----	46.81
MW-22 (MID)	05/15/00	79.57	-----	32.72	-----	46.85
MW-22 (MID)	08/28/00	79.57	-----	33.80	-----	45.77
MW-22 (MID)	11/13/00	79.57	-----	32.61	-----	46.96
MW-22 (MID)	11/13/00	79.57	-----	33.47	-----	46.10
MW-22 (MID)	02/05/01	79.57	-----	32.62	-----	46.95
MW-22 (MID)	05/07/01	79.57	-----	32.01	-----	47.56
MW-22 (MID)	05/07/01	79.57	-----	32.05	-----	47.52
MW-22 (MID)	09/18/01	79.57	-----	32.07	-----	47.50
MW-22 (MID)	01/29/02	79.57	-----	32.32	-----	47.25
MW-22 (MID)	04/08/02	79.57	-----	32.61	-----	46.96

APPENDIX C
HISTORICAL GROUNDWATER ELEVATIONS, NOVEMBER 1996 THROUGH NOVEMBER 2022
Defense Fuel Support Point Norwalk
15306 Norwalk Boulevard, Norwalk, California 90650

Well	Date	Top of Casing Elevation (feet MSL)	Depth to Product (feet btc)	Depth to Groundwater (feet btc)	Measured Product Thickness (feet)	Groundwater Elevation (feet MSL)
MW-22 (MID)	07/29/02	79.57	-----	32.76	-----	46.81
MW-22 (MID)	10/21/02	79.57	-----	32.66	-----	46.91
MW-22 (MID)	01/27/03	79.57	-----	32.44	-----	47.13
MW-22 (MID)	04/07/03	79.57	-----	32.50	-----	47.07
MW-22 (MID)	10/06/03	79.57	-----	32.98	-----	46.59
MW-22 (MID)	04/19/04	79.57	-----	33.32	-----	46.25
MW-22 (MID)	11/01/04	79.57	-----	33.44	-----	46.13
MW-22 (MID)	02/28/05	79.57	-----	31.66	-----	47.91
MW-22 (MID)	05/02/05	79.57	-----	29.93	-----	49.64
MW-22 (MID)	03/06/06	79.57	-----	30.12	-----	49.45
MW-22 (MID)	05/01/06	79.57	-----	30.54	-----	49.03
MW-22 (MID)	08/26/06	79.57	-----	31.04	-----	48.53
MW-22 (MID)	12/01/06	79.57	-----	31.18	-----	48.39
MW-22 (MID)	03/21/07	79.57	-----	31.49	-----	48.08
MW-22 (MID)	04/30/07	79.57	-----	31.33	-----	48.24
MW-22 (MID)	08/28/07	79.57	-----	31.96	-----	47.61
MW-22 (MID)	11/12/07	79.57	-----	32.19	-----	47.38
MW-22 (MID)	02/05/08	79.57	-----	32.51	-----	47.06
MW-22 (MID)	04/11/08	79.57	-----	31.83	-----	47.74
MW-22 (MID)	10/13/08	79.57	-----	33.01	-----	46.56
MW-22 (MID)	02/09/09	79.57	-----	32.96	-----	46.61
MW-22 (MID)	04/20/09	79.57	-----	32.65	-----	46.92
MW-22 (MID)	07/16/09	79.57	-----	33.51	-----	46.06
MW-22 (MID)	07/20/09	79.57	-----	33.96	-----	45.61
MW-22 (MID)	10/19/09	79.57	-----	33.87	-----	45.70
MW-22 (MID)	01/11/10	79.57	-----	34.14	-----	45.43
MW-22 (MID)	04/07/10	79.57	-----	34.02	-----	45.55
MW-22 (MID)	04/12/10	79.57	-----	33.62	-----	45.95
MW-22 (MID)	01/07/11	79.57	-----	34.50	-----	45.07
MW-22 (MID)	04/06/11	79.57	-----	33.39	-----	46.18
MW-22 (MID)	07/08/11	79.57	-----	33.34	-----	46.23
MW-22 (MID)	10/06/11	79.57	-----	33.57	-----	46.00
MW-22 (MID)	01/09/12	79.57	-----	33.72	-----	45.85
MW-22 (MID)	04/12/12	79.57	-----	34.22	-----	45.35
MW-22 (MID)	04/18/12	79.57	-----	33.98	-----	45.59
MW-22 (MID)	01/11/13	79.57	-----	35.48	-----	44.09
MW-22 (MID)	04/03/13	79.57	-----	35.32	-----	44.25
MW-22 (MID)	04/08/13	79.57	-----	35.30	-----	44.27
MW-22 (MID)	10/02/13	79.57	-----	36.18	-----	43.39
MW-22 (MID)	04/09/14	79.57	-----	37.08	-----	42.49
MW-22 (MID)	04/15/14	79.57	-----	36.84	-----	42.73
MW-22 (MID)	10/27/14	79.57	-----	37.57	-----	42.00
MW-22 (MID)	04/20/15	79.57	-----	37.94	-----	41.63
MW-22 (MID)	10/19/15	79.57	-----	38.72	-----	40.85

APPENDIX C
HISTORICAL GROUNDWATER ELEVATIONS, NOVEMBER 1996 THROUGH NOVEMBER 2022
Defense Fuel Support Point Norwalk
15306 Norwalk Boulevard, Norwalk, California 90650

Well	Date	Top of Casing Elevation (feet MSL)	Depth to Product (feet btc)	Depth to Groundwater (feet btc)	Measured Product Thickness (feet)	Groundwater Elevation (feet MSL)
MW-22 (MID)	04/11/16	79.57	-----	39.20	-----	40.37
MW-22 (MID)	10/03/16	79.57	-----	39.79	-----	39.78
MW-22 (MID)	04/17/17	79.57	-----	39.40	-----	40.17
MW-22 (MID)	10/02/17	79.57	-----	40.16	-----	39.41
MW-22 (MID)	04/16/18	79.57	-----	40.41	-----	39.16
MW-22 (MID)	11/05/18	79.57	-----	40.92	-----	38.65
MW-22 (MID)	04/17/19	79.57	-----	38.87	-----	40.70
MW-22 (MID)	10/29/19	79.57	-----	40.98	-----	38.59
MW-22 (MID)	05/04/20	79.57	-----	40.55	-----	39.02
MW-22 (MID)	10/19/20	79.57	-----	40.82	-----	38.75
MW-22 (MID)	11/02/20	79.57	-----	40.91	-----	38.66
MW-22 (MID)	05/04/21	79.57	-----	41.09	-----	38.48
MW-22 (MID)	11/01/21	79.57	-----	41.29	-----	38.28
MW-22 (MID)	05/09/22	79.57	-----	41.47	-----	38.10
MW-22 (MID)	10/31/22	79.57	-----	41.71	-----	37.86
MW-23 (MID)	05/28/96	79.59	-----	32.44	-----	47.15
MW-23 (MID)	11/20/96	79.59	-----	33.20	-----	46.39
MW-23 (MID)	07/01/97	79.59	-----	32.94	-----	46.65
MW-23 (MID)	12/31/97	79.59	-----	33.14	-----	46.45
MW-23 (MID)	05/01/98	79.59	-----	30.25	-----	49.34
MW-23 (MID)	05/25/99	79.59	-----	31.03	-----	48.56
MW-23 (MID)	05/15/00	79.59	-----	31.97	-----	47.62
MW-23 (MID)	11/13/00	79.59	-----	31.21	-----	48.38
MW-23 (MID)	05/07/01	79.59	-----	28.30	-----	51.29
MW-23 (MID)	04/08/02	79.59	-----	32.27	-----	47.32
MW-23 (MID)	10/21/02	79.59	-----	31.44	-----	48.15
MW-23 (MID)	04/07/03	79.59	-----	30.22	-----	49.37
MW-23 (MID)	10/06/03	79.59	-----	31.50	-----	48.09
MW-23 (MID)	04/19/04	79.59	-----	32.65	-----	46.94
MW-23 (MID)	11/01/04	79.59	-----	32.33	-----	47.26
MW-23 (MID)	05/02/05	79.59	-----	27.72	-----	51.87
MW-23 (MID)	03/06/06	79.59	-----	28.81	-----	50.78
MW-23 (MID)	05/01/06	79.59	-----	29.21	-----	50.38
MW-23 (MID)	08/26/06	79.59	-----	29.56	-----	50.03
MW-23 (MID)	12/01/06	79.59	-----	29.91	-----	49.68
MW-23 (MID)	03/21/07	79.59	-----	30.14	-----	49.45
MW-23 (MID)	04/27/07	79.59	-----	30.33	-----	49.26
MW-23 (MID)	08/28/07	79.59	-----	31.05	-----	48.54
MW-23 (MID)	11/12/07	79.59	-----	30.95	-----	48.64
MW-23 (MID)	02/05/08	79.59	-----	31.91	-----	47.68
MW-23 (MID)	04/11/08	79.59	-----	30.72	-----	48.87
MW-23 (MID)	07/24/08	79.59	-----	31.02	-----	48.57
MW-23 (MID)	10/13/08	79.59	-----	31.82	-----	47.77

APPENDIX C
HISTORICAL GROUNDWATER ELEVATIONS, NOVEMBER 1996 THROUGH NOVEMBER 2022
Defense Fuel Support Point Norwalk
15306 Norwalk Boulevard, Norwalk, California 90650

Well	Date	Top of Casing Elevation (feet MSL)	Depth to Product (feet btc)	Depth to Groundwater (feet btc)	Measured Product Thickness (feet)	Groundwater Elevation (feet MSL)
MW-23 (MID)	02/09/09	79.59	-----	32.78	-----	46.81
MW-23 (MID)	04/20/09	79.59	-----	32.46	-----	47.13
MW-23 (MID)	07/16/09	79.59	-----	31.79	-----	47.80
MW-23 (MID)	10/19/09	79.59	-----	32.44	-----	47.15
MW-23 (MID)	04/07/10	79.59	-----	32.29	-----	47.30
MW-23 (MID)	04/12/10	79.59	-----	31.83	-----	47.76
MW-23 (MID)	01/06/11	79.59	-----	32.53	-----	47.06
MW-23 (MID)	04/06/11	79.59	-----	31.34	-----	48.25
MW-23 (MID)	07/07/11	79.59	-----	31.62	-----	47.97
MW-23 (MID)	10/06/11	79.59	-----	32.03	-----	47.56
MW-23 (MID)	04/12/12	79.59	-----	33.10	-----	46.49
MW-23 (MID)	04/19/12	79.59	-----	32.87	-----	46.72
MW-23 (MID)	01/10/13	79.59	-----	34.27	-----	45.32
MW-23 (MID)	04/02/13	79.59	-----	34.25	-----	45.34
MW-23 (MID)	04/08/13	79.59	-----	34.19	-----	45.40
MW-24	05/28/96	78.51	-----	32.08	-----	46.43
MW-24	11/20/96	78.51	-----	32.33	-----	46.18
MW-24	07/01/97	78.51	-----	33.97	-----	44.54
MW-24	12/31/97	78.51	-----	32.72	-----	45.79
MW-24	05/01/98	78.51	-----	30.42	-----	48.09
MW-24	05/25/99	78.51	-----	30.59	-----	47.92
MW-24	05/15/00	78.51	-----	31.33	-----	47.18
MW-24	11/13/00	78.51	-----	31.60	-----	46.91
MW-24	05/07/01	78.51	-----	30.44	-----	48.07
MW-24	04/08/02	78.51	-----	31.12	-----	47.39
MW-24	10/21/02	78.51	-----	31.09	-----	47.42
MW-24	04/07/03	78.51	-----	30.80	-----	47.71
MW-24	10/06/03	78.51	-----	30.77	-----	47.74
MW-24	04/19/04	78.51	-----	31.49	-----	47.02
MW-24	11/01/04	78.51	-----	31.45	-----	47.06
MW-24	05/02/05	78.51	-----	27.71	-----	50.80
MW-24	05/01/06	78.51	-----	28.50	-----	50.01
MW-24	12/01/06	78.51	-----	29.06	-----	49.45
MW-24	04/30/07	78.51	-----	29.44	-----	49.07
MW-24	11/12/07	78.51	-----	29.91	-----	48.60
MW-24	04/11/08	78.51	-----	29.74	-----	48.77
MW-24	07/24/08	78.51	-----	29.96	-----	48.55
MW-24	10/13/08	78.51	-----	30.79	-----	47.72
MW-24	02/09/09	78.51	-----	29.67	-----	48.84
MW-24	04/20/09	78.51	-----	30.66	-----	47.85
MW-24	10/19/09	78.51	-----	31.61	-----	46.90
MW-24	04/07/10	78.51	-----	31.62	-----	46.89
MW-24	04/12/10	78.51	-----	31.26	-----	47.25

APPENDIX C
HISTORICAL GROUNDWATER ELEVATIONS, NOVEMBER 1996 THROUGH NOVEMBER 2022
Defense Fuel Support Point Norwalk
15306 Norwalk Boulevard, Norwalk, California 90650

Well	Date	Top of Casing Elevation (feet MSL)	Depth to Product (feet btc)	Depth to Groundwater (feet btc)	Measured Product Thickness (feet)	Groundwater Elevation (feet MSL)
MW-24	01/06/11	78.51	-----	31.96	-----	46.55
MW-24	04/06/11	78.51	-----	30.98	-----	47.53
MW-24	07/07/11	78.51	-----	31.03	-----	47.48
MW-24	10/06/11	78.51	-----	31.26	-----	47.25
MW-24	04/12/12	78.51	-----	32.04	-----	46.47
MW-24	04/18/12	78.51	-----	31.82	-----	46.69
MW-24	01/10/13	78.51	-----	33.24	-----	45.27
MW-24	04/02/13	78.51	-----	33.09	-----	45.42
MW-24	04/08/13	78.51	-----	33.01	-----	45.50
MW-24	10/01/13	78.51	-----	33.87	-----	44.64
MW-24	04/07/14	78.51	-----	34.75	-----	43.76
MW-24	04/15/14	78.51	-----	34.52	-----	43.99
MW-24	10/27/14	78.51	-----	34.96	-----	43.55
MW-24	04/20/15	78.51	-----	35.34	-----	43.17
MW-24	10/19/15	78.51	-----	36.02	-----	42.49
MW-24	04/11/16	78.51	-----	36.42	-----	42.09
MW-24	04/17/17	78.51	-----	34.90	-----	43.61
MW-24	10/02/17	77.66	-----	36.24	-----	41.42
MW-24	10/25/17	77.66	-----	36.25	-----	41.41
MW-24	04/16/18	77.66	-----	36.63	-----	41.03
MW-24	11/05/18	77.66	-----	37.14	-----	40.52
MW-24	04/15/19	77.66	-----	36.60	-----	41.06
MW-24	04/16/19	77.66	-----	36.41	-----	41.25
MW-24	10/29/19	77.66	-----	37.18	-----	40.48
MW-24	05/05/20	77.66	-----	37.05	-----	40.61
MW-24	10/19/20	77.66	-----	37.26	-----	40.40
MW-24	05/03/21	77.66	-----	37.52	-----	40.14
MW-24	11/01/21	77.66	-----	37.86	-----	39.80
MW-24	05/09/22	77.66	-----	38.09	-----	39.57
MW-24	10/31/22	77.66	-----	38.20	-----	39.46
MW-25	05/28/96	79.15	-----	32.77	-----	46.38
MW-25	11/20/96	79.15	-----	33.90	-----	45.25
MW-25	07/01/97	79.15	-----	34.59	-----	44.56
MW-25	12/31/97	79.15	-----	33.41	-----	45.74
MW-25	05/01/98	79.15	-----	31.26	-----	47.89
MW-25	05/04/99	79.15	-----	32.01	-----	47.14
MW-25	05/25/99	79.15	-----	31.45	-----	47.70
MW-25	08/09/99	79.15	-----	32.56	-----	46.59
MW-25	05/15/00	79.15	-----	31.86	-----	47.29
MW-25	11/13/00	79.15	-----	33.56	-----	45.59
MW-25	11/13/00	79.15	-----	32.50	-----	46.65
MW-25	05/07/01	79.15	-----	31.12	-----	48.03
MW-25	05/07/01	79.15	-----	31.15	-----	48.00

APPENDIX C
HISTORICAL GROUNDWATER ELEVATIONS, NOVEMBER 1996 THROUGH NOVEMBER 2022
Defense Fuel Support Point Norwalk
15306 Norwalk Boulevard, Norwalk, California 90650

Well	Date	Top of Casing Elevation (feet MSL)	Depth to Product (feet btc)	Depth to Groundwater (feet btc)	Measured Product Thickness (feet)	Groundwater Elevation (feet MSL)
MW-25	04/08/02	79.15	-----	31.81	-----	47.34
MW-25	10/21/02	79.15	-----	31.59	-----	47.56
MW-25	04/07/03	79.15	-----	31.40	-----	47.75
MW-25	10/06/03	79.15	-----	31.73	-----	47.42
MW-25	04/19/04	79.15	-----	32.19	-----	46.96
MW-25	11/01/04	79.15	-----	32.25	-----	46.90
MW-25	05/02/05	79.15	-----	28.89	-----	50.26
MW-25	05/01/06	79.15	-----	29.44	-----	49.71
MW-25	12/01/06	79.15	-----	29.84	-----	49.31
MW-25	04/30/07	79.15	-----	29.99	-----	49.16
MW-25	11/12/07	79.15	-----	30.50	-----	48.65
MW-25	04/11/08	79.15	-----	30.27	-----	48.88
MW-25	07/24/08	79.15	-----	30.90	-----	48.25
MW-25	10/13/08	79.15	-----	31.44	-----	47.71
MW-25	02/09/09	79.15	-----	30.70	-----	48.45
MW-25	04/20/09	79.15	-----	31.32	-----	47.83
MW-25	10/19/09	79.15	-----	32.00	-----	47.15
MW-25	04/07/10	79.15	-----	32.39	-----	46.76
MW-25	04/12/10	79.15	-----	31.86	-----	47.29
MW-25	01/07/11	79.15	-----	32.76	-----	46.39
MW-25	04/06/11	79.15	-----	31.64	-----	47.51
MW-25	07/08/11	79.15	-----	31.55	-----	47.60
MW-25	10/06/11	79.15	-----	31.78	-----	47.37
MW-25	04/12/12	79.15	-----	32.58	-----	46.57
MW-25	04/17/12	79.15	-----	32.35	-----	46.80
MW-25	01/11/13	79.15	-----	33.86	-----	45.29
MW-25	04/03/13	79.15	-----	33.65	-----	45.50
MW-25	04/08/13	79.15	-----	33.44	-----	45.71
MW-26	05/28/96	77.40	-----	30.70	-----	46.70
MW-26	11/20/96	77.40	-----	31.25	-----	46.15
MW-26	07/01/97	77.40	-----	32.24	-----	45.16
MW-26	12/31/97	77.40	-----	31.44	-----	45.96
MW-26	05/01/98	77.40	-----	28.96	-----	48.44
MW-26	05/25/99	77.40	-----	29.54	-----	47.86
MW-26	05/15/00	77.40	-----	29.97	-----	47.43
MW-26	11/13/00	77.40	-----	30.73	-----	46.67
MW-26	05/07/01	77.40	-----	29.05	-----	48.35
MW-26	04/08/02	77.40	-----	29.94	-----	47.46
MW-26	10/21/02	77.40	-----	29.73	-----	47.67
MW-26	04/07/03	77.40	-----	29.50	-----	47.90
MW-26	10/06/03	77.40	-----	29.78	-----	47.62
MW-26	04/19/04	77.40	-----	30.54	-----	46.86
MW-26	11/01/04	77.40	-----	30.43	-----	46.97

APPENDIX C
HISTORICAL GROUNDWATER ELEVATIONS, NOVEMBER 1996 THROUGH NOVEMBER 2022
Defense Fuel Support Point Norwalk
15306 Norwalk Boulevard, Norwalk, California 90650

Well	Date	Top of Casing Elevation (feet MSL)	Depth to Product (feet btc)	Depth to Groundwater (feet btc)	Measured Product Thickness (feet)	Groundwater Elevation (feet MSL)
MW-26	05/02/05	77.40	-----	26.06	-----	51.34
MW-26	05/01/06	77.40	-----	27.46	-----	49.94
MW-26	12/01/06	77.40	-----	28.00	-----	49.40
MW-26	04/30/07	77.40	-----	28.18	-----	49.22
MW-26	11/12/07	77.40	-----	28.75	-----	48.65
MW-26	04/11/08	77.40	-----	28.46	-----	48.94
MW-26	07/24/08	77.40	-----	29.00	-----	48.40
MW-26	10/13/08	77.40	-----	29.42	-----	47.98
MW-26	02/09/09	77.40	-----	29.11	-----	48.29
MW-26	04/20/09	77.40	-----	29.42	-----	47.98
MW-26	10/19/09	77.40	-----	30.00	-----	47.40
MW-26	04/07/10	77.40	-----	30.24	-----	47.16
MW-26	04/12/10	77.40	-----	29.82	-----	47.58
MW-26	01/07/11	77.40	-----	30.77	-----	46.63
MW-26	04/06/11	77.40	-----	29.52	-----	47.88
MW-26	07/08/11	77.40	-----	29.48	-----	47.92
MW-26	10/06/11	77.40	-----	29.88	-----	47.52
MW-26	04/12/12	77.40	-----	30.77	-----	46.63
MW-26	04/17/12	77.40	-----	30.58	-----	46.82
MW-26	01/11/13	77.40	-----	32.17	-----	45.23
MW-26	04/03/13	77.40	-----	31.94	-----	45.46
MW-26	04/08/13	77.40	-----	31.86	-----	45.54
MW-26	10/02/13	77.40	-----	32.72	-----	44.68
MW-26	04/09/14	77.40	-----	33.63	-----	43.77
MW-26	04/15/14	77.40	-----	33.38	-----	44.02
MW-26	10/27/14	77.40	-----	33.81	-----	43.59
MW-26	04/20/15	77.40	-----	34.22	-----	43.18
MW-26	10/19/15	77.40	-----	34.94	-----	42.46
MW-26	04/11/16	77.40	-----	35.48	-----	41.92
MW-26	10/03/16	77.40	-----	35.90	-----	41.50
MW-26	04/17/17	77.40	-----	35.37	-----	42.03
MW-26	10/02/17	77.40	-----	36.13	-----	41.27
MW-26	04/16/18	77.40	-----	36.48	-----	40.92
MW-26	11/05/18	77.40	-----	36.99	-----	40.41
MW-26	04/17/19	77.40	-----	35.11	-----	42.29
MW-26	10/29/19	77.40	-----	36.98	-----	40.42
MW-26	05/04/20	77.40	-----	36.57	-----	40.83
MW-26	10/19/20	77.40	-----	36.85	-----	40.55
MW-26	11/02/20	77.40	-----	36.93	-----	40.47
MW-26	05/03/21	77.40	-----	37.21	-----	40.19
MW-26	11/01/21	77.40	-----	37.44	-----	39.96
MW-26	05/09/22	77.40	-----	37.70	-----	39.70
MW-26	10/31/22	77.40	-----	37.83	-----	39.57

APPENDIX C
HISTORICAL GROUNDWATER ELEVATIONS, NOVEMBER 1996 THROUGH NOVEMBER 2022
Defense Fuel Support Point Norwalk
15306 Norwalk Boulevard, Norwalk, California 90650

Well	Date	Top of Casing Elevation (feet MSL)	Depth to Product (feet btc)	Depth to Groundwater (feet btc)	Measured Product Thickness (feet)	Groundwater Elevation (feet MSL)
MW-27	05/28/96	78.46	-----	31.43	-----	47.03
MW-27	11/20/96	78.46	-----	32.13	-----	46.33
MW-27	07/01/97	78.46	-----	32.99	-----	45.47
MW-27	12/31/97	78.46	-----	32.21	-----	46.25
MW-27	05/01/98	78.46	-----	29.05	-----	49.41
MW-27	05/25/99	78.46	-----	30.27	-----	48.19
MW-27	05/15/00	78.46	-----	30.81	-----	47.65
MW-27	11/13/00	78.46	-----	31.79	-----	46.67
MW-27	05/07/01	78.46	-----	29.61	-----	48.85
MW-27	04/08/02	78.46	-----	30.69	-----	47.77
MW-27	10/21/02	78.46	-----	30.62	-----	47.84
MW-27	04/07/03	78.46	-----	30.40	-----	48.06
MW-27	10/06/03	78.46	-----	30.79	-----	47.67
MW-27	04/19/04	78.46	-----	31.87	-----	46.59
MW-27	11/01/04	78.46	-----	31.66	-----	46.80
MW-27	05/02/05	78.46	-----	26.48	-----	51.98
MW-27	05/01/06	78.46	-----	28.17	-----	50.29
MW-27	12/01/06	78.46	-----	28.99	-----	49.47
MW-27	04/30/07	78.46	-----	29.17	-----	49.29
MW-27	11/12/07	78.46	-----	29.75	-----	48.71
MW-27	04/11/08	78.46	-----	29.25	-----	49.21
MW-27	07/24/08	78.46	-----	29.96	-----	48.50
MW-27	10/13/08	78.46	-----	30.34	-----	48.12
MW-27	02/09/09	78.46	-----	30.44	-----	48.02
MW-27	04/20/09	78.46	-----	30.27	-----	48.19
MW-27	10/19/09	78.46	-----	31.23	-----	47.23
MW-27	04/07/10	78.46	-----	30.95	-----	47.51
MW-27	04/12/10	78.46	-----	30.79	-----	47.67
MW-27	01/07/11	78.46	-----	31.53	-----	46.93
MW-27	04/06/11	78.46	-----	29.82	-----	48.64
MW-27	07/08/11	78.46	-----	30.03	-----	48.43
MW-27	10/06/11	78.46	-----	30.06	-----	48.40
MW-27	04/12/12	78.46	-----	31.72	-----	46.74
MW-27	04/17/12	78.46	-----	31.49	-----	46.97
MW-27	01/11/13	78.46	-----	33.24	-----	45.22
MW-27	04/03/13	78.46	-----	33.02	-----	45.44
MW-27	04/08/13	78.46	-----	32.98	-----	45.48
MW-27	10/02/13	78.46	-----	33.78	-----	44.68
MW-27	10/27/14	78.46	-----	34.63	-----	43.83
MW-27	04/20/15	78.46	-----	35.03	-----	43.43
MW-27	10/19/15	78.46	-----	35.79	-----	42.67
MW-27	04/11/16	78.46	-----	36.66	-----	41.80
MW-27	10/03/16	78.46	-----	37.16	-----	41.30
MW-27	04/17/17	78.46	-----	35.85	-----	42.61

APPENDIX C
HISTORICAL GROUNDWATER ELEVATIONS, NOVEMBER 1996 THROUGH NOVEMBER 2022
Defense Fuel Support Point Norwalk
15306 Norwalk Boulevard, Norwalk, California 90650

Well	Date	Top of Casing Elevation (feet MSL)	Depth to Product (feet btc)	Depth to Groundwater (feet btc)	Measured Product Thickness (feet)	Groundwater Elevation (feet MSL)
MW-27	10/02/17	78.46	-----	37.61	-----	40.85
MW-27	04/16/18	78.46	-----	37.53	-----	40.93
MW-27	11/05/18	78.46	-----	38.35	-----	40.11
MW-27	04/17/19	78.46	-----	32.88	-----	45.58
MW-27	10/29/19	78.46	-----	38.50	-----	39.96
MW-27	05/04/20	78.46	-----	37.43	-----	41.03
MW-27	10/19/20	78.46	-----	37.85	-----	40.61
MW-27	05/04/21	78.46	-----	38.31	-----	40.15
MW-27	11/02/21	78.46	-----	38.65	-----	39.81
MW-27	05/10/22	78.46	-----	38.73	-----	39.73
MW-27	10/31/22	78.46	-----	39.06	-----	39.40
MW-28	05/28/96	78.53	-----	31.13	-----	47.40
MW-28	11/20/96	78.53	-----	31.79	-----	46.74
MW-28	07/01/97	78.53	-----	31.98	-----	46.55
MW-28	12/31/97	78.53	-----	31.51	-----	47.02
MW-28	05/01/98	78.53	-----	29.09	-----	49.44
MW-28	05/25/99	78.53	-----	29.83	-----	48.70
MW-28	05/15/00	78.53	-----	30.45	-----	48.08
MW-28	11/13/00	78.53	-----	30.65	-----	47.88
MW-28	05/07/01	78.53	-----	29.18	-----	49.35
MW-28	04/08/02	78.53	-----	30.25	-----	48.28
MW-28	10/21/02	78.53	-----	30.77	-----	47.76
MW-28	04/07/03	78.53	-----	29.85	-----	48.68
MW-28	10/06/03	78.53	-----	30.10	-----	48.43
MW-28	04/19/04	78.53	-----	31.45	-----	47.08
MW-28	11/01/04	78.53	-----	31.25	-----	47.28
MW-28	05/02/05	78.53	-----	25.17	-----	53.36
MW-28	05/01/06	78.53	-----	27.55	-----	50.98
MW-28	12/01/06	78.53	-----	28.66	-----	49.87
MW-28	04/30/07	78.53	-----	29.05	-----	49.48
MW-28	11/12/07	78.53	-----	29.64	-----	48.89
MW-28	04/11/08	78.53	-----	29.28	-----	49.25
MW-28	10/14/08	78.53	-----	30.38	-----	48.15
MW-28	04/08/10	78.53	-----	30.58	-----	47.95
MW-28	10/01/10	78.53	-----	31.07	-----	47.46
MW-28	01/07/11	78.53	-----	31.13	-----	47.40
MW-28	04/12/12	78.53	-----	31.76	-----	46.77
MW-28	10/02/13	78.53	-----	33.89	-----	44.64
MW-28	04/07/14	78.53	-----	34.91	-----	43.62
MW-28	10/27/14	78.53	-----	34.79	-----	43.74
MW-28	04/20/15	78.53	-----	35.10	-----	43.43
MW-28	04/17/17	78.53	-----	32.90	-----	45.63
MW-28	10/03/17	75.90	-----	35.18	-----	40.72

APPENDIX C
HISTORICAL GROUNDWATER ELEVATIONS, NOVEMBER 1996 THROUGH NOVEMBER 2022
Defense Fuel Support Point Norwalk
15306 Norwalk Boulevard, Norwalk, California 90650

Well	Date	Top of Casing Elevation (feet MSL)	Depth to Product (feet btc)	Depth to Groundwater (feet btc)	Measured Product Thickness (feet)	Groundwater Elevation (feet MSL)
MW-28	04/16/18	75.90	-----	35.47	-----	40.43
MW-28	11/05/18	75.90	-----	35.88	-----	40.02
MW-28	05/10/19	75.90	-----	30.70	-----	45.20
MW-28	10/28/19	75.90	-----	35.83	-----	40.07
MW-28	05/04/20	75.90	-----	34.83	-----	41.07
MW-28	10/19/20	75.90	-----	34.92	-----	40.98
MW-28	11/02/20	75.90	-----	34.95	-----	40.95
MW-28	05/03/21	75.90	-----	36.53	-----	39.37
MW-28	11/01/21	75.90	-----	36.17	-----	39.73
MW-28	05/09/22	75.90	-----	36.32	-----	39.58
MW-28	10/31/22	75.90	-----	32.31	-----	43.59
MW-29	05/28/96	79.13	31.36	31.49	0.13	NC
MW-29	11/20/96	79.13	32.41	32.66	0.25	NC
MW-29	07/01/97	79.13	31.60	31.65	0.05	NC
MW-29	12/31/97	79.13	-----	31.99	-----	47.14
MW-29	05/01/98	79.13	-----	29.06	-----	50.07
MW-29	05/25/99	79.13	-----	30.03	-----	49.10
MW-29	05/15/00	79.13	-----	30.81	-----	48.32
MW-29	11/13/00	79.13	-----	31.30	-----	47.83
MW-29	05/07/01	79.13	-----	29.30	-----	49.83
MW-29	02/01/02	79.13	-----	29.71	-----	49.42
MW-29	04/08/02	79.13	-----	31.12	-----	48.01
MW-29	10/21/02	79.13	-----	31.48	-----	47.65
MW-29	04/07/03	79.13	-----	30.42	-----	48.71
MW-29	10/06/03	79.13	-----	30.40	-----	48.73
MW-29	04/19/04	79.13	-----	31.39	-----	47.74
MW-29	11/01/04	79.13	-----	31.72	-----	47.41
MW-29	03/06/06	79.13	-----	27.38	-----	51.75
MW-29	05/01/06	79.13	-----	27.52	-----	51.61
MW-29	08/26/06	79.13	-----	28.23	-----	50.90
MW-29	12/01/06	79.13	-----	28.92	-----	50.21
MW-29	03/21/07	79.13	-----	28.72	-----	50.41
MW-29	04/30/07	79.13	-----	29.66	-----	49.47
MW-29	08/28/07	79.13	-----	29.01	-----	50.12
MW-29	11/12/07	79.13	-----	30.25	-----	48.88
MW-29	02/05/08	79.13	-----	29.91	-----	49.22
MW-29	07/24/08	79.13	-----	30.03	-----	49.10
MW-29	10/14/08	79.13	-----	30.94	-----	48.19
MW-29	02/10/09	79.13	-----	30.26	-----	48.87
MW-29	07/16/09	79.13	-----	31.15	-----	47.98
MW-29	04/08/10	79.13	-----	31.04	-----	48.09
MW-29	10/01/10	79.13	-----	31.64	-----	47.49
MW-29	01/08/11	79.13	-----	31.90	-----	47.23

APPENDIX C
HISTORICAL GROUNDWATER ELEVATIONS, NOVEMBER 1996 THROUGH NOVEMBER 2022
Defense Fuel Support Point Norwalk
15306 Norwalk Boulevard, Norwalk, California 90650

Well	Date	Top of Casing Elevation (feet MSL)	Depth to Product (feet btc)	Depth to Groundwater (feet btc)	Measured Product Thickness (feet)	Groundwater Elevation (feet MSL)
MW-29	04/06/11	79.13	-----	30.19	-----	48.94
MW-29	07/08/11	79.13	-----	30.65	-----	48.48
MW-29	10/06/11	79.13	-----	31.30	-----	47.83
MW-29	04/12/12	79.13	-----	32.52	-----	46.61
MW-29	01/10/13	79.13	-----	33.79	-----	45.34
MW-29	04/03/13	79.13	-----	33.78	-----	45.35
MW-29	04/08/13	79.13	-----	33.58	-----	45.55
MW-29	10/02/13	79.13	-----	34.50	-----	44.63
MW-29	04/09/14	79.13	-----	35.19	-----	43.94
MW-29	04/17/14	79.13	-----	34.78	-----	44.35
MW-29	10/27/14	79.13	-----	35.26	-----	43.87
MW-29	04/20/15	79.13	-----	35.65	-----	43.48
MW-29	10/19/15	79.13	-----	36.46	-----	42.67
MW-29	4.11.16	79.13	-----	37.27	-----	41.86
MW-29	10/03/16	79.13	-----	37.74	-----	41.39
MW-29	04/18/17	79.13	-----	36.36	-----	42.77
MW-29	10/03/17	79.13	-----	37.64	-----	41.49
MW-29	04/16/18	79.13	-----	38.28	-----	40.85
MW-29	11/05/18	79.13	-----	38.89	-----	40.24
MW-29	04/19/19	79.13	-----	36.94	-----	42.19
MW-29	10/28/19	79.13	-----	38.13	-----	41.00
MW-29	05/05/20	79.13	-----	37.98	-----	41.15
MW-29	10/19/20	79.13	-----	37.98	-----	41.15
MW-29	05/03/21	79.13	-----	38.44	-----	40.69
MW-29	11/01/21	79.13	-----	37.93	-----	41.20
MW-29	05/09/22	79.13	-----	39.02	-----	40.11
MW-29	10/31/22	79.13	-----	39.72	-----	39.41
MW-O-1	04/08/02	75.48	-----	24.31	-----	51.17
MW-O-1	10/06/03	75.48	-----	25.54	-----	49.94
MW-O-1	01/11/04	75.48	26.52	26.60	0.08	NC
MW-O-1	05/02/05	75.48	22.85	22.89	0.04	NC
MW-O-1	10/31/05	75.48	27.43	27.51	0.08	NC
MW-O-1	05/01/06	75.48	22.62	24.09	1.47	NC
MW-O-1	12/04/06	75.48	23.62	24.86	1.24	NC
MW-O-1	04/30/07	75.48	23.98	24.10	0.12	NC
MW-O-1	08/14/07	75.48	23.78	25.31	1.53	NC
MW-O-1	08/28/07	75.48	23.06	23.07	0.01	NC
MW-O-1	11/12/07	75.48	24.25	24.27	0.02	NC
MW-O-1	10/17/08	75.48	-----	25.30	-----	50.18
MW-O-1	04/21/09	75.48	-----	25.41	-----	50.07
MW-O-1	10/19/09	75.48	-----	26.30	-----	49.18
MW-O-1	10/04/10	75.48	-----	26.90	-----	48.58
MW-O-1	04/11/11	75.48	-----	25.59	-----	49.89

APPENDIX C
HISTORICAL GROUNDWATER ELEVATIONS, NOVEMBER 1996 THROUGH NOVEMBER 2022
Defense Fuel Support Point Norwalk
15306 Norwalk Boulevard, Norwalk, California 90650

Well	Date	Top of Casing Elevation (feet MSL)	Depth to Product (feet btc)	Depth to Groundwater (feet btc)	Measured Product Thickness (feet)	Groundwater Elevation (feet MSL)
MW-O-1	10/10/11	75.48	-----	26.52	-----	48.96
MW-O-1	04/16/12	75.48	-----	27.25	-----	48.23
MW-O-1	10/15/12	75.48	-----	28.94	-----	46.54
MW-O-1	04/08/13	75.48	-----	28.81	-----	46.67
MW-O-1	10/07/13	75.48	-----	29.21	-----	46.27
MW-O-1	04/14/14	75.48	-----	29.82	-----	45.66
MW-O-1	04/20/15	75.48	-----	30.39	-----	45.09
MW-O-1	10/27/15	75.48	-----	27.67	-----	47.81
MW-O-1	04/11/16	75.48	-----	DRY	-----	-----
MW-O-1	10/03/16	75.48	-----	DRY (32.71)	-----	-----
MW-O-1	04/17/17	75.48	-----	DRY	-----	-----
MW-O-1	10/02/17	75.48	-----	DRY (8.77)	-----	-----
MW-O-1	04/16/18	75.48	-----	DRY	-----	-----
MW-O-1	11/05/18	75.48	-----	DRY (34.26)	-----	-----
MW-O-1	04/16/19	75.48	-----	32.09	-----	43.39
MW-O-1	10/28/19	75.48	-----	DRY (39.24)	-----	-----
MW-O-1	05/04/20	75.48	-----	31.98	-----	43.50
MW-O-1	11/02/20	75.48	-----	DRY (39.27)	-----	-----
MW-O-1	05/03/21	75.48	-----	DRY	-----	-----
MW-O-1	11/01/21	75.48	-----	DRY (34.30)	-----	-----
MW-O-1	05/09/22	75.48	-----	DRY (34.33)	-----	-----
MW-O-2	05/28/96	74.38	25.39	27.40	2.01	NC
MW-O-2	11/20/96	74.38	25.55	29.58	4.03	NC
MW-O-2	07/01/97	74.31	26.15	26.49	0.34	NC
MW-O-2	12/31/97	74.31	26.78	29.00	2.22	NC
MW-O-2	05/15/00	74.31	25.37	29.63	4.26	NC
MW-O-2	11/13/00	74.31	25.61	26.32	0.71	NC
MW-O-2	11/05/01	74.31	-----	24.62	-----	49.69
MW-O-2	04/08/02	74.31	-----	25.71	-----	48.60
MW-O-2	10/06/03	74.31	23.00	24.19	1.19	NC
MW-O-2	05/02/05	74.31	-----	27.02	-----	47.29
MW-O-2	10/31/05	74.31	27.58	27.82	0.24	NC
MW-O-2	05/22/06	74.31	21.31	21.32	0.01	NC
MW-O-2	12/04/06	74.31	-----	23.10	-----	51.21
MW-O-2	04/30/07	74.31	-----	22.53	-----	51.78
MW-O-2	11/12/07	71.90	-----	23.10	-----	48.80
MW-O-2	10/17/08	71.90	-----	24.85	-----	47.05
MW-O-2	10/04/10	71.90	-----	26.05	-----	45.85
MW-O-2	04/13/11	71.90	-----	23.31	-----	48.59
MW-O-2	10/10/11	71.90	-----	27.53	-----	44.37
MW-O-2	01/09/12	71.90	-----	28.13	-----	43.77
MW-O-2	07/09/12	71.90	-----	26.53	-----	45.37
MW-O-2	10/15/12	71.90	-----	26.89	-----	45.01

APPENDIX C
HISTORICAL GROUNDWATER ELEVATIONS, NOVEMBER 1996 THROUGH NOVEMBER 2022
Defense Fuel Support Point Norwalk
15306 Norwalk Boulevard, Norwalk, California 90650

Well	Date	Top of Casing Elevation (feet MSL)	Depth to Product (feet btc)	Depth to Groundwater (feet btc)	Measured Product Thickness (feet)	Groundwater Elevation (feet MSL)
MW-O-2	01/14/13	71.90	-----	26.93	-----	44.97
MW-O-2	06/06/13	71.90	-----	28.99	-----	42.91
MW-O-2	10/07/13	71.90	-----	29.06	-----	42.84
MW-O-2	04/14/14	71.90	-----	29.36	-----	42.54
MW-O-2	10/27/14	71.90	29.65	29.81	0.16	NC
MW-O-2	04/20/15	71.90	29.34	30.94	1.60	NC
MW-O-2	05/21/15	71.90	27.31	32.50	5.19	NC
MW-O-2	10/19/15	71.90	30.53	32.39	1.86	NC
MW-O-2	04/11/16	71.90	32.54	33.03	0.49	NC
MW-O-2	10/03/16	71.90	34.22	34.30	0.08	NC
MW-O-2	04/17/17	71.90	30.85	30.91	0.06	NC
MW-O-2	10/02/17	71.90	-----	34.67	-----	37.23
MW-O-2	04/16/18	71.90	34.16	34.18	0.02	NC
MW-O-2	11/05/18	71.90	-----	34.30	-----	37.60
MW-O-2	04/16/19	71.90	-----	31.44	-----	40.46
MW-O-2	10/28/19	71.90	obstruction			
MW-O-2	05/04/20	71.90	-----	31.87	-----	40.03
MW-O-2	11/02/20	71.90	-----	30.60	-----	41.30
MW-O-2	05/03/21	71.90	-----	32.94	-----	38.96
MW-O-2	11/01/21	71.90	-----	33.61	-----	38.29
MW-O-2	05/09/22	71.90	-----	33.36	-----	38.54
MW-O-2	10/31/22	71.90	-----	33.44	-----	38.46
MW-O-4	05/04/99	75.00	24.14	24.19	0.05	NC
MW-O-4	04/08/02	75.00	-----	22.71	-----	52.29
MW-SF-1	08/07/01	76.31	29.07	29.18	0.11	NC
MW-SF-1	04/08/02	78.93	-----	29.81	-----	49.12
MW-SF-1	11/04/02	78.93	31.02	31.03	0.01	NC
MW-SF-1	07/30/03	78.93	-----	29.97	-----	48.96
MW-SF-1	10/06/03	78.93	-----	30.01	-----	48.92
MW-SF-1	01/11/04	78.93	-----	31.12	-----	47.81
MW-SF-1	04/19/04	78.93	-----	30.71	-----	48.22
MW-SF-1	05/02/05	78.93	-----	26.21	-----	52.72
MW-SF-1	10/31/05	78.93	-----	27.09	-----	51.84
MW-SF-1	05/01/06	78.93	-----	27.51	-----	51.42
MW-SF-1	12/04/06	78.93	-----	28.28	-----	50.65
MW-SF-1	03/12/07	78.93	-----	28.71	-----	50.22
MW-SF-1	04/30/07	78.93	-----	28.44	-----	50.49
MW-SF-1	08/28/07	78.93	-----	27.94	-----	50.99
MW-SF-1	11/12/07	78.93	-----	28.76	-----	50.17
MW-SF-1	02/19/08	78.93	-----	29.50	-----	49.43
MW-SF-1	04/14/08	78.93	-----	29.16	-----	49.77
MW-SF-1	08/11/08	78.93	-----	29.75	-----	49.18

APPENDIX C
HISTORICAL GROUNDWATER ELEVATIONS, NOVEMBER 1996 THROUGH NOVEMBER 2022
Defense Fuel Support Point Norwalk
15306 Norwalk Boulevard, Norwalk, California 90650

Well	Date	Top of Casing Elevation (feet MSL)	Depth to Product (feet btc)	Depth to Groundwater (feet btc)	Measured Product Thickness (feet)	Groundwater Elevation (feet MSL)
MW-SF-1	10/13/08	78.93	-----	29.86	-----	49.07
MW-SF-1	04/20/09	78.93	-----	29.97	-----	48.96
MW-SF-1	07/20/09	78.93	-----	30.98	-----	47.95
MW-SF-1	10/19/09	78.93	-----	31.11	-----	47.82
MW-SF-1	03/15/10	78.93	-----	31.74	-----	47.19
MW-SF-1	05/24/10	78.93	-----	30.79	-----	48.14
MW-SF-1	05/28/10	78.93	-----	30.57	-----	48.36
MW-SF-1	10/04/10	78.93	-----	30.88	-----	48.05
MW-SF-1	01/10/11	78.93	-----	32.51	-----	46.42
MW-SF-1	04/11/11	78.93	-----	29.87	-----	49.06
MW-SF-1	07/11/11	78.93	-----	29.84	-----	49.09
MW-SF-1	10/10/11	78.93	-----	29.60	-----	49.33
MW-SF-1	01/09/12	78.93	-----	31.25	-----	47.68
MW-SF-1	04/16/12	78.93	-----	32.59	-----	46.34
MW-SF-1	07/09/12	78.93	-----	31.24	-----	47.69
MW-SF-1	10/15/12	78.93	-----	32.23	-----	46.70
MW-SF-1	01/14/13	78.93	-----	33.88	-----	45.05
MW-SF-1	04/08/13	78.93	-----	33.38	-----	45.55
MW-SF-1	10/07/13	78.93	31.72	37.14	5.42	NC
MW-SF-1	04/14/14	78.93	32.69	37.40	4.71	NC
MW-SF-1	10/27/14	78.93	34.43	34.80	0.37	NC
MW-SF-1	04/20/15	78.93	34.48	34.89	0.41	NC
MW-SF-1	10/19/15	78.93	35.53	36.35	0.82	NC
MW-SF-1	04/11/16	78.93	-----	37.96	-----	40.97
MW-SF-1	10/03/16	78.93	-----	39.20	-----	39.73
MW-SF-1	04/17/17	78.93	-----	35.75	-----	43.18
MW-SF-1	10/02/17	78.93	-----	39.98	-----	38.95
MW-SF-1	04/16/18	78.93	-----	39.43	-----	39.50
MW-SF-1	11/05/18	78.93	-----	39.20	-----	39.73
MW-SF-1	04/16/19	78.93	-----	37.94	-----	40.99
MW-SF-1	10/28/19	78.93	-----	39.41	-----	39.52
MW-SF-1	05/04/20	78.93	-----	36.65	-----	42.28
MW-SF-1	11/02/20	78.93	-----	37.39	-----	41.54
MW-SF-1	05/03/21	78.93	-----	38.03	-----	40.90
MW-SF-1	11/01/21	78.93	-----	39.29	-----	39.64
MW-SF-1	05/09/22	78.93	-----	38.52	-----	40.41
MW-SF-1	10/31/22	78.93	-----	38.68	-----	40.25
MW-SF-2	11/20/96	78.45	30.31	36.68	6.37	NC
MW-SF-2	07/01/97	78.45	28.43	45.25	16.82	NC
MW-SF-2	12/31/97	78.45	30.86	33.92	3.06	NC
MW-SF-2	05/01/98	78.45	20.73	27.55	6.82	NC
MW-SF-2	05/15/00	78.45	27.56	30.01	2.45	NC
MW-SF-2	11/13/00	78.45	29.27	30.32	1.05	NC

APPENDIX C
HISTORICAL GROUNDWATER ELEVATIONS, NOVEMBER 1996 THROUGH NOVEMBER 2022
Defense Fuel Support Point Norwalk
15306 Norwalk Boulevard, Norwalk, California 90650

Well	Date	Top of Casing Elevation (feet MSL)	Depth to Product (feet btc)	Depth to Groundwater (feet btc)	Measured Product Thickness (feet)	Groundwater Elevation (feet MSL)
MW-SF-2	05/07/01	78.45	28.00	29.75	1.75	NC
MW-SF-2	08/07/01	78.45	28.79	30.25	1.46	NC
MW-SF-2	11/05/01	78.45	29.50	30.49	0.99	NC
MW-SF-2	10/21/02	78.45	29.74	30.74	1.00	NC
MW-SF-2	10/06/03	78.93	29.87	29.88	0.01	NC
MW-SF-2	04/19/04	78.45	30.90	30.91	0.01	NC
MW-SF-2	05/02/05	78.45	26.25	26.52	0.27	NC
MW-SF-2	10/31/05	78.45	26.30	29.71	3.41	NC
MW-SF-2	05/01/06	78.45	27.22	27.96	0.74	NC
MW-SF-2	12/04/06	78.45	27.98	28.82	0.84	NC
MW-SF-2	04/30/07	78.45	28.34	28.35	0.01	NC
MW-SF-2	11/12/07	78.45	28.71	29.18	0.47	NC
MW-SF-2	08/12/08	78.45	-----	31.11	-----	47.34
MW-SF-2	10/17/08	78.45	31.00	31.55	0.55	NC
MW-SF-2	04/21/09	78.53	-----	29.98	-----	48.55
MW-SF-2	10/04/10	78.53	30.75	30.96	0.21	NC
MW-SF-2	04/11/11	78.53	-----	29.83	-----	48.70
MW-SF-2	10/10/11	78.53	-----	29.82	-----	48.71
MW-SF-2	01/09/12	78.53	-----	30.52	-----	48.01
MW-SF-2	04/16/12	78.53	-----	31.28	-----	47.25
MW-SF-2	07/09/12	78.53	-----	33.18	-----	45.35
MW-SF-2	10/15/12	78.53	-----	32.11	-----	46.42
MW-SF-2	01/14/13	78.53	-----	33.59	-----	44.94
MW-SF-2	04/08/13	78.53	-----	33.32	-----	45.21
MW-SF-2	10/07/13	78.53	33.08	34.58	1.50	NC
MW-SF-2	04/14/14	78.53	33.27	37.50	4.23	NC
MW-SF-2	10/27/14	78.53	33.54	37.04	3.50	NC
MW-SF-2	04/20/15	78.53	34.73	36.15	1.42	NC
MW-SF-2	10/21/15	78.53	36.13	36.32	0.19	NC
MW-SF-2	04/11/16	78.53	-----	37.47	-----	41.06
MW-SF-2	10/03/16	78.53	-----	39.60	-----	38.93
MW-SF-2	04/17/17	78.53	-----	35.78	-----	42.75
MW-SF-2	10/02/17	78.53	-----	39.68	-----	38.85
MW-SF-2	04/16/18	78.53	-----	39.47	-----	39.06
MW-SF-2	11/05/18	78.53	-----	39.55	-----	38.98
MW-SF-2	04/16/19	78.53	-----	37.95	-----	40.58
MW-SF-2	10/28/19	78.53	-----	39.26	-----	39.27
MW-SF-2	05/04/20	78.53	-----	36.66	-----	41.87
MW-SF-2	11/02/20	78.53	-----	37.14	-----	41.39
MW-SF-2	05/03/21	78.53	-----	37.82	-----	40.71
MW-SF-2	11/01/21	78.53	-----	39.30	-----	39.23
MW-SF-2	05/09/22	78.53	-----	38.17	-----	40.36
MW-SF-2	10/31/22	78.53	-----	38.24	-----	40.29

APPENDIX C
HISTORICAL GROUNDWATER ELEVATIONS, NOVEMBER 1996 THROUGH NOVEMBER 2022
Defense Fuel Support Point Norwalk
15306 Norwalk Boulevard, Norwalk, California 90650

Well	Date	Top of Casing Elevation (feet MSL)	Depth to Product (feet btc)	Depth to Groundwater (feet btc)	Measured Product Thickness (feet)	Groundwater Elevation (feet MSL)
MW-SF-3	08/07/01	76.03	27.67	29.20	1.53	NC
MW-SF-3	04/08/02	77.62	-----	27.17	-----	50.45
MW-SF-3	11/04/02	77.62	29.72	29.93	0.21	NC
MW-SF-3	10/06/03	78.93	28.92	29.09	0.17	NC
MW-SF-3	04/19/04	77.62	29.92	30.81	0.89	NC
MW-SF-3	05/02/05	77.62	25.09	26.70	1.61	NC
MW-SF-3	10/31/05	77.62	-----	27.91	-----	49.71
MW-SF-3	05/01/06	77.62	26.37	26.81	0.44	NC
MW-SF-3	12/04/06	77.62	27.18	27.77	0.59	NC
MW-SF-3	04/30/07	77.62	27.45	27.72	0.27	NC
MW-SF-3	11/12/07	77.62	28.28	29.34	1.06	NC
MW-SF-3	08/12/08	77.62	29.05	30.30	1.25	NC
MW-SF-3	10/17/08	77.62	-----	29.45	-----	48.17
MW-SF-3	04/21/09	78.12	29.50	29.51	0.01	NC
MW-SF-3	10/04/10	78.12	30.30	30.88	0.58	NC
MW-SF-3	04/12/11	78.12	-----	29.44	-----	48.68
MW-SF-3	10/10/11	78.12	-----	30.75	-----	47.37
MW-SF-3	10/15/12	78.12	-----	32.47	-----	45.65
MW-SF-3	05/24/13	78.12	32.51	33.35	0.84	NC
MW-SF-3	11/14/13	78.12	-----	33.26	-----	44.86
MW-SF-3	04/18/14	78.12	33.62	33.72	0.10	NC
MW-SF-3	10/27/14	78.12	33.85	34.49	0.64	NC
MW-SF-3	04/20/15	78.12	-----	34.52	-----	43.60
MW-SF-3	10/21/15	78.12	-----	35.18	-----	42.94
MW-SF-3	04/11/16	78.12	-----	37.17	-----	40.95
MW-SF-3	10/03/16	78.12	-----	39.40	-----	38.72
MW-SF-3	04/20/17	78.12	-----	35.15	-----	42.97
MW-SF-3	10/02/17	78.12	-----	39.20	-----	38.92
MW-SF-3	04/16/18	78.12	-----	38.81	-----	39.31
MW-SF-3	11/05/18	78.12	-----	38.69	-----	39.43
MW-SF-3	10/28/19	78.12	-----	38.77	-----	39.35
MW-SF-3	05/04/20	78.12	-----	36.19	-----	41.93
MW-SF-3	11/02/20	78.12	-----	36.55	-----	41.57
MW-SF-3	05/03/21	78.12	-----	37.51	-----	40.61
MW-SF-3	11/01/21	78.12	-----	38.59	-----	39.53
MW-SF-3	05/09/22	78.12	-----	37.75	-----	40.37
MW-SF-3	10/31/22	78.12	-----	37.87	-----	40.25
MW-SF-4	11/20/96	79.38	32.17	35.90	3.73	NC
MW-SF-4	07/01/97	79.38	31.85	36.92	5.07	NC
MW-SF-4	12/31/97	79.38	32.10	33.89	1.79	NC
MW-SF-4	05/01/98	79.38	28.27	29.99	1.72	NC
MW-SF-4	11/19/99	79.38	28.80	36.87	8.07	NC
MW-SF-4	05/07/01	79.38	-----	24.62	-----	54.76

APPENDIX C
HISTORICAL GROUNDWATER ELEVATIONS, NOVEMBER 1996 THROUGH NOVEMBER 2022
Defense Fuel Support Point Norwalk
15306 Norwalk Boulevard, Norwalk, California 90650

Well	Date	Top of Casing Elevation (feet MSL)	Depth to Product (feet btc)	Depth to Groundwater (feet btc)	Measured Product Thickness (feet)	Groundwater Elevation (feet MSL)
MW-SF-4	05/10/01	79.38	-----	24.61	-----	54.77
MW-SF-4	11/05/01	79.38	-----	30.05	-----	49.33
MW-SF-4	04/08/02	79.38	-----	28.46	-----	50.92
MW-SF-4	10/21/02	79.38	-----	31.50	-----	47.88
MW-SF-4	07/30/03	79.38	31.89	31.92	0.03	NC
MW-SF-4	10/06/03	79.38	-----	30.82	-----	48.56
MW-SF-4	01/27/04	79.38	31.30	31.94	0.64	NC
MW-SF-4	04/19/04	79.38	31.65	32.70	1.05	NC
MW-SF-4	07/19/04	79.38	31.42	31.81	0.39	NC
MW-SF-4	02/01/05	79.38	30.34	30.71	0.37	NC
MW-SF-4	05/02/05	79.38	26.85	27.00	0.15	NC
MW-SF-4	08/01/05	79.38	27.43	27.81	0.38	NC
MW-SF-4	10/31/05	79.38	-----	27.11	-----	52.27
MW-SF-4	02/27/06	79.38	28.20	28.39	0.19	NC
MW-SF-4	05/01/06	79.38	28.34	28.56	0.22	NC
MW-SF-4	09/18/06	79.38	29.56	29.94	0.38	NC
MW-SF-4	12/04/06	79.38	-----	26.98	-----	52.40
MW-SF-4	03/12/07	79.38	29.41	30.01	0.60	NC
MW-SF-4	04/30/07	79.38	29.11	29.96	0.85	NC
MW-SF-4	08/28/07	79.38	28.30	29.95	1.65	NC
MW-SF-4	11/12/07	79.38	29.69	29.70	0.01	NC
MW-SF-4	02/19/08	79.38	-----	30.22	-----	49.16
MW-SF-4	04/14/08	79.38	-----	29.95	-----	49.43
MW-SF-4	08/08/08	79.38	-----	30.51	-----	48.87
MW-SF-4	08/11/08	79.38	-----	30.57	-----	48.81
MW-SF-4	10/16/08	79.38	-----	30.77	-----	48.61
MW-SF-4	04/20/09	79.38	29.94	30.02	0.08	NC
MW-SF-4	07/20/09	79.38	31.61	31.65	0.04	NC
MW-SF-4	10/19/09	79.38	31.90	31.93	0.03	NC
MW-SF-4	03/15/10	79.38	31.91	31.95	0.04	NC
MW-SF-4	05/24/10	79.38	-----	31.60	-----	47.78
MW-SF-4	05/28/10	79.38	-----	26.40	-----	52.98
MW-SF-4	10/04/10	79.38	-----	31.81	-----	47.57
MW-SF-4	01/10/11	79.38	-----	32.99	-----	46.39
MW-SF-4	04/11/11	79.38	-----	30.85	-----	48.53
MW-SF-4	07/11/11	79.38	-----	30.35	-----	49.03
MW-SF-4	01/09/12	79.38	-----	32.07	-----	47.31
MW-SF-4	04/16/12	79.38	-----	33.35	-----	46.03
MW-SF-4	07/09/12	79.38	-----	32.11	-----	47.27
MW-SF-4	10/15/12	79.38	-----	34.04	-----	45.34
MW-SF-4	01/14/13	79.38	-----	34.52	-----	44.86
MW-SF-4	04/25/14	79.38	34.23	40.03	5.80	NC
MW-SF-4	10/27/14	79.38	35.25	35.54	0.29	NC
MW-SF-4	04/20/15	79.38	35.29	37.78	2.49	NC

APPENDIX C
HISTORICAL GROUNDWATER ELEVATIONS, NOVEMBER 1996 THROUGH NOVEMBER 2022
Defense Fuel Support Point Norwalk
15306 Norwalk Boulevard, Norwalk, California 90650

Well	Date	Top of Casing Elevation (feet MSL)	Depth to Product (feet btc)	Depth to Groundwater (feet btc)	Measured Product Thickness (feet)	Groundwater Elevation (feet MSL)
MW-SF-4	10/19/15	79.38	36.25	38.12	1.87	NC
MW-SF-4	04/11/16	79.38	-----	37.76	-----	41.62
MW-SF-4	10/03/16	79.38	-----	41.05	-----	38.33
MW-SF-4	04/17/17	79.38	-----	36.67	-----	42.71
MW-SF-4	10/02/17	79.38	-----	40.07	-----	39.31
MW-SF-4	04/16/18	79.38	-----	39.90	-----	39.48
MW-SF-4	11/05/18	79.38	-----	39.78	-----	39.60
MW-SF-4	04/16/19	79.38	-----	38.45	-----	40.93
MW-SF-4	10/28/19	79.38	-----	39.75	-----	39.63
MW-SF-4	05/04/20	79.38	-----	37.13	-----	42.25
MW-SF-4	11/02/20	79.38	-----	37.46	-----	41.92
MW-SF-4	05/03/21	79.38	-----	38.30	-----	41.08
MW-SF-4	11/01/21	79.38	-----	39.75	-----	39.63
MW-SF-4	05/09/22	79.38	-----	38.69	-----	40.69
MW-SF-4	10/31/22	79.38	-----	38.97	-----	40.41
MW-SF-5	08/07/01	75.63	-----	30.33	-----	45.30
MW-SF-5	04/08/02	79.74	-----	26.42	-----	53.32
MW-SF-5	11/04/02	79.74	31.77	31.79	0.02	NC
MW-SF-5	10/06/03	79.74	31.14	31.15	0.01	NC
MW-SF-5	04/19/04	79.74	-----	32.22	-----	47.52
MW-SF-5	05/02/05	79.74	-----	27.50	-----	52.24
MW-SF-5	10/31/05	79.74	-----	27.99	-----	51.75
MW-SF-5	05/01/06	79.74	-----	28.42	-----	51.32
MW-SF-5	12/04/06	79.74	-----	28.23	-----	51.51
MW-SF-5	04/30/07	79.74	-----	29.54	-----	50.20
MW-SF-5	08/28/07	79.74	-----	28.84	-----	50.90
MW-SF-5	11/12/07	79.74	-----	29.93	-----	49.81
MW-SF-5	04/14/08	79.74	-----	30.20	-----	49.54
MW-SF-5	08/11/08	79.74	-----	30.85	-----	48.89
MW-SF-5	10/13/08	79.74	-----	30.93	-----	48.81
MW-SF-5	04/20/09	79.74	-----	30.99	-----	48.75
MW-SF-5	05/24/10	79.74	-----	31.55	-----	48.19
MW-SF-5	05/28/10	79.74	-----	31.44	-----	48.30
MW-SF-5	10/04/10	79.74	-----	31.39	-----	48.35
MW-SF-5	01/10/11	79.74	-----	33.80	-----	45.94
MW-SF-5	04/11/11	79.74	-----	31.03	-----	48.71
MW-SF-5	10/10/11	79.74	-----	31.28	-----	48.46
MW-SF-5	01/09/12	79.74	-----	32.12	-----	47.62
MW-SF-5	04/16/12	79.74	-----	33.30	-----	46.44
MW-SF-5	07/09/12	79.74	-----	34.45	-----	45.29
MW-SF-5	10/15/12	79.74	-----	33.28	-----	46.46
MW-SF-5	01/14/13	79.74	-----	33.37	-----	46.37
MW-SF-5	04/08/13	79.74	-----	34.28	-----	45.46

APPENDIX C
HISTORICAL GROUNDWATER ELEVATIONS, NOVEMBER 1996 THROUGH NOVEMBER 2022
Defense Fuel Support Point Norwalk
15306 Norwalk Boulevard, Norwalk, California 90650

Well	Date	Top of Casing Elevation (feet MSL)	Depth to Product (feet btc)	Depth to Groundwater (feet btc)	Measured Product Thickness (feet)	Groundwater Elevation (feet MSL)
MW-SF-5	10/07/13	79.74	-----	34.58	-----	45.16
MW-SF-5	04/14/14	79.74	-----	35.33	-----	44.41
MW-SF-5	10/27/14	79.74	-----	35.48	-----	44.26
MW-SF-5	04/20/15	79.74	-----	36.05	-----	43.69
MW-SF-5	10/19/15	79.74	-----	36.82	-----	42.92
MW-SF-5	04/11/16	79.74	-----	DRY	-----	-----
MW-SF-5	10/03/16	79.74	-----	DRY (37.80)	-----	-----
MW-SF-5	04/17/17	79.74	-----	36.88	-----	42.86
MW-SF-5	10/02/17	79.74	-----	DRY (38.09)	-----	-----
MW-SF-5	04/16/18	79.74	-----	DRY	-----	-----
MW-SF-5	11/05/18	79.74	-----	DRY (38.29)	-----	-----
MW-SF-5	04/16/19	79.74	-----	DRY	-----	-----
MW-SF-5	10/28/19	79.74	-----	DRY (38.21)	-----	-----
MW-SF-5	05/04/20	79.74	-----	37.86	-----	41.88
MW-SF-5	11/02/20	79.74	-----	DRY (38.20)	-----	-----
MW-SF-5	05/03/21	79.74	-----	DRY	-----	-----
MW-SF-5	11/01/21	79.74	-----	DRY (38.22)	-----	-----
MW-SF-5	05/09/22	79.74	-----	DRY (38.22)	-----	-----
MW-SF-5	10/31/22	79.74	-----	DRY (38.19)	-----	-----
MW-SF-6	11/20/96	80.59	31.88	39.82	7.94	NC
MW-SF-6	07/01/97	80.59	33.20	39.18	5.98	NC
MW-SF-6	12/31/97	80.59	34.38	39.94	5.56	NC
MW-SF-6	05/01/98	80.59	24.82	30.01	5.19	NC
MW-SF-6	05/15/00	80.59	29.67	31.19	1.52	NC
MW-SF-6	05/01/06	79.96	-----	25.43	-----	54.53
MW-SF-6	04/30/07	79.96	27.20	27.44	0.24	NC
MW-SF-6	11/12/07	79.96	-----	27.14	-----	52.82
MW-SF-6	08/12/08	79.96	-----	29.82	-----	50.14
MW-SF-6	10/17/08	79.96	-----	29.75	-----	50.21
MW-SF-6	04/21/09	76.80	-----	28.45	-----	48.35
MW-SF-6	10/04/10	76.80	-----	29.09	-----	47.71
MW-SF-6	01/10/11	76.80	-----	30.87	-----	45.93
MW-SF-6	04/11/11	76.80	-----	28.16	-----	48.64
MW-SF-6	10/10/11	76.80	-----	28.21	-----	48.59
MW-SF-6	01/09/12	76.80	-----	29.03	-----	47.77
MW-SF-6	04/16/12	76.80	-----	29.66	-----	47.14
MW-SF-6	07/09/12	76.80	-----	31.46	-----	45.34
MW-SF-6	10/15/12	76.80	-----	31.44	-----	45.36
MW-SF-6	01/14/13	76.80	-----	31.53	-----	45.27
MW-SF-6	04/08/13	76.80	28.81	30.21	1.40	NC
MW-SF-6	11/14/13	76.80	-----	31.90	-----	44.90
MW-SF-6	04/18/14	76.80	32.15	33.30	1.15	NC
MW-SF-6	10/27/14	76.80	32.58	32.92	0.34	NC

APPENDIX C
HISTORICAL GROUNDWATER ELEVATIONS, NOVEMBER 1996 THROUGH NOVEMBER 2022
Defense Fuel Support Point Norwalk
15306 Norwalk Boulevard, Norwalk, California 90650

Well	Date	Top of Casing Elevation (feet MSL)	Depth to Product (feet btc)	Depth to Groundwater (feet btc)	Measured Product Thickness (feet)	Groundwater Elevation (feet MSL)
MW-SF-6	04/20/15	76.80	33.11	33.23	0.12	NC
MW-SF-6	10/21/15	76.80	----	34.28	----	42.52
MW-SF-6	04/11/16	76.80	----	35.83	----	40.97
MW-SF-6	10/03/16	76.80	-----	38.45	-----	38.35
MW-SF-6	04/17/17	76.80	-----	34.03	-----	42.77
MW-SF-6	10/02/17	76.80	-----	37.89	-----	38.91
MW-SF-6	04/16/18	76.80	-----	37.65	-----	39.15
MW-SF-6	11/05/18	76.80	-----	37.70	-----	39.10
MW-SF-6	04/16/19	76.80	-----	36.13	-----	40.67
MW-SF-6	10/28/19	76.80	-----	37.41	-----	39.39
MW-SF-6	05/04/20	76.80	-----	34.90	-----	41.90
MW-SF-6	11/02/20	76.80	-----	35.35	-----	41.45
MW-SF-6	05/03/21	76.80	-----	35.86	-----	40.94
MW-SF-6	11/01/21	76.80	-----	37.50	-----	39.30
MW-SF-6	05/09/22	76.80	-----	36.47	-----	40.33
MW-SF-6	10/31/22	76.80	-----	36.45	-----	40.35
MW-SF-9	11/19/99	74.10	-----	25.57	-----	48.53
MW-SF-9	11/05/01	74.10	-----	32.11	-----	41.99
MW-SF-9	04/08/02	74.10	-----	31.62	-----	42.48
MW-SF-9	07/30/03	74.10	-----	25.12	-----	48.98
MW-SF-9	10/06/03	74.10	-----	25.23	-----	48.87
MW-SF-9	01/11/04	74.10	26.00	26.02	0.02	NC
MW-SF-9	04/19/04	74.10	26.20	26.23	0.03	NC
MW-SF-9	05/02/05	74.10	-----	20.41	-----	53.69
MW-SF-9	10/31/05	74.10	-----	27.09	-----	47.01
MW-SF-9	05/01/06	74.10	-----	22.57	-----	51.53
MW-SF-9	12/04/06	74.10	-----	23.30	-----	50.80
MW-SF-9	04/30/07	74.10	-----	22.66	-----	51.44
MW-SF-9	08/28/07	74.10	-----	20.55	-----	53.55
MW-SF-9	11/12/07	74.10	-----	22.96	-----	51.14
MW-SF-9	04/14/08	74.10	-----	24.23	-----	49.87
MW-SF-9	10/13/08	74.10	-----	24.83	-----	49.27
MW-SF-9	04/20/09	74.10	-----	25.27	-----	48.83
MW-SF-9	10/19/09	74.10	-----	26.45	-----	47.65
MW-SF-9	05/24/10	74.10	-----	25.80	-----	48.30
MW-SF-9	05/28/10	74.10	-----	25.66	-----	48.44
MW-SF-9	10/04/10	74.10	-----	26.10	-----	48.00
MW-SF-9	01/10/11	74.10	-----	27.41	-----	46.69
MW-SF-9	04/11/11	74.10	-----	24.16	-----	49.94
MW-SF-9	10/10/11	74.10	-----	25.02	-----	49.08
MW-SF-9	01/09/12	74.10	-----	25.98	-----	48.12
MW-SF-9	04/16/12	74.10	-----	25.92	-----	48.18
MW-SF-9	07/09/12	74.10	-----	26.44	-----	47.66

APPENDIX C
HISTORICAL GROUNDWATER ELEVATIONS, NOVEMBER 1996 THROUGH NOVEMBER 2022
Defense Fuel Support Point Norwalk
15306 Norwalk Boulevard, Norwalk, California 90650

Well	Date	Top of Casing Elevation (feet MSL)	Depth to Product (feet btc)	Depth to Groundwater (feet btc)	Measured Product Thickness (feet)	Groundwater Elevation (feet MSL)
MW-SF-9	06/06/13	74.10	-----	28.53	-----	45.57
MW-SF-9	10/07/13	74.10	-----	28.95	-----	45.15
MW-SF-9	04/25/14	74.10	27.95	34.75	6.80	NC
MW-SF-9	10/27/14	74.10	29.89	30.29	0.40	NC
MW-SF-9	04/20/15	74.10	27.67	36.69	9.02	NC
MW-SF-9	10/19/15	74.10	31.04	31.44	0.40	NC
MW-SF-9	04/11/16	74.10	-----	32.89	-----	41.21
MW-SF-9	05/04/20	74.10	-----	DRY	-----	-----
MW-SF-9	11/02/20	74.10	obstruction at 6.58 feet			
MW-SF-9	05/03/21	74.10	-----	DRY	-----	-----
MW-SF-10	10/17/08	76.53	-----	27.49	-----	49.04
MW-SF-10	10/19/09	76.53	-----	28.61	-----	47.92
MW-SF-10	10/04/10	76.53	28.36	28.50	0.14	NC
MW-SF-10	04/11/11	76.53	27.37	27.41	0.04	NC
MW-SF-10	10/10/11	76.53	-----	27.60	-----	48.93
MW-SF-10	04/16/12	76.53	-----	28.81	-----	47.72
MW-SF-10	10/15/12	76.53	-----	29.27	-----	47.26
MW-SF-10	10/19/15	76.53	-----	DRY (30.27)	-----	-----
MW-SF-10	04/11/16	76.53	-----	DRY	-----	-----
MW-SF-10	10/03/16	76.53	-----	DRY (30.40)	-----	-----
MW-SF-10	04/17/17	76.53	-----	DRY	-----	-----
MW-SF-10	10/02/17	76.53	-----	DRY (29.64)	-----	-----
MW-SF-10	04/16/18	76.53	-----	DRY	-----	-----
MW-SF-10	11/05/18	76.53	-----	DRY (29.67)	-----	-----
MW-SF-10	04/16/19	76.53	-----	DRY	-----	-----
MW-SF-10	10/28/19	76.53	-----	DRY (29.62)	-----	-----
MW-SF-10	05/04/20	76.53	-----	DRY	-----	-----
MW-SF-10	11/02/20	76.53	-----	DRY (28.20)	-----	-----
MW-SF-10	05/03/21	76.53	-----	DRY	-----	-----
MW-SF-10	11/01/21	76.53	-----	DRY (27.77)	-----	-----
MW-SF-10	05/09/22	76.53	-----	DRY (29.45)	-----	-----
MW-SF-10	10/31/22	76.53	-----	DRY (29.41)	-----	-----
MW-SF-11	08/28/07	78.56	-----	28.22	-----	50.34
MW-SF-11	11/12/07	78.56	-----	29.03	-----	49.53
MW-SF-11	08/15/08	78.56	-----	30.13	-----	48.43
MW-SF-11	10/17/08	78.56	-----	30.50	-----	48.06
MW-SF-11	04/21/09	78.56	-----	30.03	-----	48.53
MW-SF-11	10/04/10	78.56	-----	30.94	-----	47.62
MW-SF-11	04/12/11	78.56	-----	30.82	-----	47.74
MW-SF-11	10/10/11	78.56	-----	30.10	-----	48.46
MW-SF-11	10/15/12	78.56	-----	33.28	-----	45.28
MW-SF-11	04/08/13	78.56	-----	33.11	-----	45.45

APPENDIX C
HISTORICAL GROUNDWATER ELEVATIONS, NOVEMBER 1996 THROUGH NOVEMBER 2022
Defense Fuel Support Point Norwalk
15306 Norwalk Boulevard, Norwalk, California 90650

Well	Date	Top of Casing Elevation (feet MSL)	Depth to Product (feet btc)	Depth to Groundwater (feet btc)	Measured Product Thickness (feet)	Groundwater Elevation (feet MSL)
MW-SF-11	10/07/13	78.56	-----	33.91	-----	44.65
MW-SF-11	04/14/14	78.56	34.95	35.20	0.25	NC
MW-SF-11	10/27/14	78.56	33.99	36.20	2.21	NC
MW-SF-11	04/20/15	78.56	34.86	38.89	4.03	NC
MW-SF-11	10/20/15	78.56	35.38	37.42	2.04	NC
MW-SF-11	04/11/16	78.56	-----	37.62	-----	40.94
MW-SF-11	10/03/16	78.56	-----	40.05	-----	38.51
MW-SF-11	04/17/17	78.56	-----	35.91	-----	42.65
MW-SF-11	10/02/17	78.56	-----	40.09	-----	38.47
MW-SF-11	04/16/18	78.56	-----	39.90	-----	38.66
MW-SF-11	11/05/18	78.56	-----	34.52	-----	44.04
MW-SF-11	04/16/19	78.56	-----	38.52	-----	40.04
MW-SF-11	10/28/19	78.56	-----	39.13	-----	39.43
MW-SF-11	05/04/20	78.56	-----	36.95	-----	41.61
MW-SF-11	11/02/20	78.56	-----	37.18	-----	41.38
MW-SF-11	05/03/21	78.56	-----	37.38	-----	41.18
MW-SF-11	11/01/21	78.56	-----	38.97	-----	39.59
MW-SF-11	05/09/22	78.56	-----	38.14	-----	40.42
MW-SF-11	10/31/22	78.56	-----	38.17	-----	40.39
MW-SF-12	08/28/07	78.07	-----	27.58	-----	50.49
MW-SF-12	11/12/07	78.07	-----	28.33	-----	49.74
MW-SF-12	08/12/08	78.07	-----	30.02	-----	48.05
MW-SF-12	10/17/08	78.08	-----	30.42	-----	47.66
MW-SF-12	04/21/09	78.07	-----	29.52	-----	48.55
MW-SF-12	10/04/10	78.07	-----	30.70	-----	47.37
MW-SF-12	04/11/11	78.07	-----	29.47	-----	48.60
MW-SF-12	10/10/11	78.07	-----	26.60	-----	51.47
MW-SF-12	04/16/12	78.07	-----	31.40	-----	46.67
MW-SF-12	10/15/12	78.07	-----	32.12	-----	45.95
MW-SF-12	04/14/14	78.07	32.67	38.04	5.37	NC
MW-SF-12	09/05/14	78.07	32.93	38.52	5.59	NC
MW-SF-12	10/27/14	78.07	33.08	37.40	4.32	NC
MW-SF-12	04/20/15	78.07	34.05	36.42	2.37	NC
MW-SF-12	10/20/15	78.07	34.84	36.78	1.94	NC
MW-SF-12	04/11/16	78.07	-----	37.13	-----	40.94
MW-SF-12	10/03/16	78.07	-----	39.45	-----	38.62
MW-SF-12	04/17/17	78.07	-----	35.12	-----	42.95
MW-SF-12	10/02/17	78.07	-----	39.31	-----	38.76
MW-SF-12	04/16/18	78.07	-----	39.09	-----	38.98
MW-SF-12	11/05/18	78.07	-----	38.96	-----	39.11
MW-SF-12	04/16/19	78.07	-----	37.53	-----	40.54
MW-SF-12	10/28/19	78.07	-----	38.78	-----	39.29
MW-SF-12	05/04/20	78.07	-----	36.36	-----	41.71

APPENDIX C
HISTORICAL GROUNDWATER ELEVATIONS, NOVEMBER 1996 THROUGH NOVEMBER 2022
Defense Fuel Support Point Norwalk
15306 Norwalk Boulevard, Norwalk, California 90650

Well	Date	Top of Casing Elevation (feet MSL)	Depth to Product (feet btc)	Depth to Groundwater (feet btc)	Measured Product Thickness (feet)	Groundwater Elevation (feet MSL)
MW-SF-12	11/02/20	78.07	-----	36.53	-----	41.54
MW-SF-12	05/03/21	78.07	-----	36.19	-----	41.88
MW-SF-12	11/01/21	78.07	-----	38.69	-----	39.38
MW-SF-12	05/09/22	78.07	-----	37.36	-----	40.71
MW-SF-12	10/31/22	78.07	-----	37.42	-----	40.65
MW-SF-13	08/28/07	73.40	-----	22.85	-----	50.55
MW-SF-13	11/12/07	73.40	-----	23.70	-----	49.70
MW-SF-13	08/15/08	73.40	24.11	27.38	3.27	NC
MW-SF-13	10/17/08	73.40	24.33	27.28	2.95	NC
MW-SF-13	10/21/08	73.40	24.26	27.14	2.88	NC
MW-SF-13	04/21/09	73.40	24.78	24.86	0.08	NC
MW-SF-13	10/04/10	73.40	25.92	26.95	1.03	NC
MW-SF-13	04/12/11	73.40	24.78	24.79	0.01	NC
MW-SF-13	10/10/11	73.40	-----	26.00	-----	47.40
MW-SF-13	04/16/12	73.40	-----	27.19	-----	46.21
MW-SF-13	10/15/12	73.40	-----	27.01	-----	46.39
MW-SF-13	04/08/13	73.40	-----	27.90	-----	45.50
MW-SF-13	11/14/13	73.40	28.25	29.95	1.70	NC
MW-SF-13	04/14/14	73.40	28.47	31.36	2.89	NC
MW-SF-13	10/27/14	73.40	29.06	30.21	1.15	NC
MW-SF-13	04/20/15	73.40	29.04	32.44	3.40	NC
MW-SF-13	10/19/15	73.40	29.31	35.16	5.85	NC
MW-SF-13	04/11/16	73.40	-----	32.28	-----	41.12
MW-SF-13	10/03/16	73.40	-----	34.20	-----	39.20
MW-SF-13	04/17/17	73.40	-----	30.40	-----	43.00
MW-SF-13	10/02/17	73.40	-----	34.52	-----	38.88
MW-SF-13	04/16/18	73.40	-----	34.26	-----	39.14
MW-SF-13	11/05/18	73.40	-----	34.43	-----	38.97
MW-SF-13	04/16/19	73.40	-----	32.29	-----	41.11
MW-SF-13	11/01/19	73.40	-----	33.76	-----	39.64
MW-SF-13	05/04/20	73.40	-----	31.52	-----	41.88
MW-SF-13	11/02/20	73.40	-----	32.05	-----	41.35
MW-SF-13	05/03/21	73.40	-----	32.48	-----	40.92
MW-SF-13	11/01/21	73.40	-----	33.82	-----	39.58
MW-SF-13	05/09/22	73.40	-----	33.52	-----	39.88
MW-SF-13	10/31/22	73.40	-----	33.12	-----	40.28
MW-SF-14	08/28/07	78.16	-----	27.53	-----	50.63
MW-SF-14	08/15/08	78.16	29.24	29.77	0.53	NC
MW-SF-14	10/17/08	78.16	29.50	29.52	0.02	NC
MW-SF-14	04/21/09	78.16	-----	29.61	-----	48.55
MW-SF-14	10/04/10	78.16	-----	30.54	-----	47.62
MW-SF-14	04/12/11	78.16	-----	29.55	-----	48.61

APPENDIX C
HISTORICAL GROUNDWATER ELEVATIONS, NOVEMBER 1996 THROUGH NOVEMBER 2022
Defense Fuel Support Point Norwalk
15306 Norwalk Boulevard, Norwalk, California 90650

Well	Date	Top of Casing Elevation (feet MSL)	Depth to Product (feet btc)	Depth to Groundwater (feet btc)	Measured Product Thickness (feet)	Groundwater Elevation (feet MSL)
MW-SF-14	10/10/11	78.16	-----	29.84	-----	48.32
MW-SF-14	10/15/12	78.16	-----	30.02	-----	48.14
MW-SF-14	05/24/13	78.16	-----	32.75	-----	45.41
MW-SF-14	11/14/13	78.16	33.19	33.57	0.38	NC
MW-SF-14	04/14/14	78.16	33.56	34.81	1.25	NC
MW-SF-14	10/27/14	78.16	33.97	34.40	0.43	NC
MW-SF-14	04/20/15	78.16	-----	34.48	-----	43.68
MW-SF-14	10/21/15	78.16	-----	35.25	-----	42.91
MW-SF-14	04/11/16	78.16	-----	37.14	-----	41.02
MW-SF-14	10/03/16	78.16	-----	DRY (40.15)	-----	-----
MW-SF-14	04/17/17	78.16	-----	DRY	-----	-----
MW-SF-14	10/02/17	78.16	-----	DRY (36.03)	-----	-----
MW-SF-14	04/16/18	78.16	-----	DRY	-----	-----
MW-SF-14	11/05/18	78.16	-----	DRY (36.10)	-----	-----
MW-SF-14	04/16/19	78.16	-----	DRY	-----	-----
MW-SF-14	10/28/19	78.16	-----	DRY (36.07)	-----	-----
MW-SF-14	05/04/20	78.16	-----	DRY	-----	-----
MW-SF-14	11/02/20	78.16	-----	DRY (35.80)	-----	-----
MW-SF-14	05/03/21	78.16	-----	DRY	-----	-----
MW-SF-14	11/01/21	78.16	-----	DRY (35.83)	-----	-----
MW-SF-14	05/09/22	78.16	-----	DRY (35.85)	-----	-----
MW-SF-14	10/31/22	78.16	-----	DRY (35.88)	-----	-----
MW-SF-15	08/28/07	78.27	27.61	27.65	0.04	NC
MW-SF-15	11/12/07	78.27	-----	28.75	-----	49.52
MW-SF-15	08/15/08	78.27	29.35	30.12	0.77	NC
MW-SF-15	10/17/08	78.27	29.44	30.80	1.36	NC
MW-SF-15	04/21/09	78.27	29.60	29.96	0.36	NC
MW-SF-15	10/04/10	78.27	30.65	30.66	0.01	NC
MW-SF-15	04/12/11	78.27	29.40	30.50	1.10	NC
MW-SF-15	10/10/11	78.27	-----	29.60	-----	48.67
MW-SF-15	04/16/12	78.27	32.39	32.48	0.09	NC
MW-SF-15	10/15/12	78.16	-----	33.04	-----	45.12
MW-SF-15	05/24/13	78.27	-----	33.90	-----	44.37
MW-SF-15	11/14/13	78.27	33.38	33.41	0.03	NC
MW-SF-15	04/18/14	78.27	-----	33.85	-----	44.42
MW-SF-15	10/27/14	78.27	-----	35.82	-----	42.45
MW-SF-15	04/20/15	78.27	34.12	36.63	2.51	NC
MW-SF-15	10/19/15	78.27	34.87	37.90	3.03	NC
MW-SF-15	04/11/16	78.27	-----	37.24	-----	41.03
MW-SF-15	10/03/16	78.27	-----	39.56	-----	38.71
MW-SF-15	04/17/17	78.27	-----	35.39	-----	42.88
MW-SF-15	10/02/17	78.27	-----	39.40	-----	38.87
MW-SF-15	04/16/18	78.27	-----	39.10	-----	39.17

APPENDIX C
HISTORICAL GROUNDWATER ELEVATIONS, NOVEMBER 1996 THROUGH NOVEMBER 2022
Defense Fuel Support Point Norwalk
15306 Norwalk Boulevard, Norwalk, California 90650

Well	Date	Top of Casing Elevation (feet MSL)	Depth to Product (feet btc)	Depth to Groundwater (feet btc)	Measured Product Thickness (feet)	Groundwater Elevation (feet MSL)
MW-SF-15	11/05/18	78.27	-----	39.00	-----	39.27
MW-SF-15	04/23/19	78.27	-----	36.15	-----	42.12
MW-SF-15	10/28/19	78.27	-----	38.92	-----	39.35
MW-SF-15	05/04/20	78.27	-----	36.37	-----	41.90
MW-SF-15	11/02/20	78.27	-----	36.72	-----	41.55
MW-SF-15	05/03/21	78.27	-----	37.53	-----	40.74
MW-SF-15	11/01/21	78.27	-----	38.82	-----	39.45
MW-SF-15	05/09/22	78.27	-----	37.86	-----	40.41
MW-SF-15	10/31/22	78.27	-----	38.02	-----	40.25
MW-SF-16	08/28/07	78.21	-----	27.51	-----	50.70
MW-SF-16	11/12/07	78.21	-----	28.40	-----	49.81
MW-SF-16	08/15/08	78.21	-----	29.36	-----	48.85
MW-SF-16	10/17/08	78.21	-----	29.51	-----	48.70
MW-SF-16	04/21/09	78.21	-----	29.60	-----	48.61
MW-SF-16	10/04/10	78.21	-----	30.49	-----	47.72
MW-SF-16	04/12/11	78.21	-----	29.52	-----	48.69
MW-SF-16	10/10/11	78.21	-----	29.85	-----	48.36
MW-SF-16	10/15/12	78.21	-----	32.47	-----	45.74
MW-SF-16	05/24/13	78.21	32.73	32.97	0.24	NC
MW-SF-16	11/14/13	78.21	33.21	33.80	0.59	NC
MW-SF-16	04/18/14	78.21	33.65	34.20	0.55	NC
MW-SF-16	10/27/14	78.21	-----	34.25	-----	43.96
MW-SF-16	04/20/15	78.21	-----	34.52	-----	43.69
MW-SF-16	10/21/15	78.21	-----	34.56	-----	43.65
MW-SF-16	04/11/16	78.21	-----	37.15	-----	41.06
MW-SF-16	10/03/16	78.21	-----	39.35	-----	38.86
MW-SF-16	04/17/17	78.21	-----	35.20	-----	43.01
MW-SF-16	10/02/17	78.21	-----	DRY (34.82)	-----	-----
MW-SF-16	04/16/18	78.21	-----	DRY	-----	-----
MW-SF-16	11/05/18	78.21	-----	DRY (35.98)	-----	-----
MW-SF-16	04/16/19	78.21	-----	DRY	-----	-----
MW-SF-16	10/28/19	78.21	-----	DRY (35.08)	-----	-----
MW-SF-16	05/04/20	78.21	-----	DRY	-----	-----
MW-SF-16	11/02/20	78.21	-----	DRY (33.13)	-----	-----
MW-SF-16	05/03/21	78.21	-----	DRY	-----	-----
MW-SF-16	11/01/21	78.21	-----	DRY (33.14)	-----	-----
MW-SF-16	05/09/22	78.21	-----	DRY (33.13)	-----	-----
MW-SF-16	10/31/22	78.21	obstruction at 33.17 feet			
OLD_TF-24	11/20/96	76.36	-----	31.18	-----	45.18
OLD_TF-24	04/27/07	76.36	-----	27.39	-----	48.97
PW-1	05/28/96	75.52	-----	29.74	-----	45.78

APPENDIX C
HISTORICAL GROUNDWATER ELEVATIONS, NOVEMBER 1996 THROUGH NOVEMBER 2022
Defense Fuel Support Point Norwalk
15306 Norwalk Boulevard, Norwalk, California 90650

Well	Date	Top of Casing Elevation (feet MSL)	Depth to Product (feet btc)	Depth to Groundwater (feet btc)	Measured Product Thickness (feet)	Groundwater Elevation (feet MSL)
PW-1	11/20/96	75.52	-----	29.04	-----	46.48
PW-1	07/01/97	75.52	-----	30.17	-----	45.35
PW-1	12/31/97	75.52	-----	28.95	-----	46.57
PW-1	05/01/98	75.52	-----	27.37	-----	48.15
PW-1	05/06/99	75.52	-----	27.44	-----	48.08
PW-1	08/09/99	75.52	-----	27.87	-----	47.65
PW-1	11/15/99	75.52	-----	27.78	-----	47.74
PW-1	05/15/00	75.52	-----	27.63	-----	47.89
PW-1	11/13/00	75.52	-----	28.84	-----	46.68
PW-1	05/07/01	75.52	-----	27.01	-----	48.51
PW-1	11/05/01	75.52	-----	26.72	-----	48.80
PW-1	04/08/02	75.52	-----	27.45	-----	48.07
PW-1	10/21/02	75.52	-----	27.63	-----	47.89
PW-1	04/07/03	75.52	-----	27.60	-----	47.92
PW-1	10/06/03	75.52	-----	27.68	-----	47.84
PW-1	01/11/04	75.52	-----	28.61	-----	46.91
PW-1	04/19/04	75.52	-----	28.85	-----	46.67
PW-1	05/02/05	75.52	-----	25.43	-----	50.09
PW-1	05/01/06	75.52	-----	25.03	-----	50.49
PW-1	12/04/06	75.52	-----	25.83	-----	49.69
PW-1	04/30/07	75.52	-----	25.80	-----	49.72
PW-1	11/12/07	75.52	-----	26.03	-----	49.49
PW-1	04/14/08	75.52	-----	26.41	-----	49.11
PW-1	10/13/08	75.52	-----	26.85	-----	48.67
PW-1	11/21/08	75.52	-----	26.80	-----	48.72
PW-1	04/20/09	75.52	-----	27.27	-----	48.25
PW-1	10/19/09	75.52	-----	27.74	-----	47.78
PW-1	05/24/10	75.52	-----	28.00	-----	47.52
PW-1	05/28/10	75.52	-----	27.98	-----	47.54
PW-1	10/04/10	75.52	-----	28.10	-----	47.42
PW-1	04/11/11	75.52	-----	27.03	-----	48.49
PW-1	10/10/11	75.52	-----	26.77	-----	48.75
PW-1	10/15/12	75.52	-----	27.76	-----	47.76
PW-1	10/19/15	75.52	-----	DRY (27.85)	-----	-----
PW-1	04/11/16	75.52	-----	DRY	-----	-----
PW-1	10/03/16	75.52	-----	DRY (28.40)	-----	-----
PW-1	04/17/17	75.52	-----	DRY	-----	-----
PW-1	10/02/17	75.52	-----	34.40	-----	41.12
PW-1	04/16/18	75.52	-----	DRY	-----	-----
PW-1	11/05/18	75.52	-----	DRY (29.45)	-----	-----
PW-1	04/16/19	75.52	-----	DRY	-----	-----
PW-1	10/28/19	75.52	-----	DRY (34.22)	-----	-----
PW-1	05/04/20	75.52	-----	DRY	-----	-----
PW-1	11/02/20	75.52	obstruction at 29.53 feet			

APPENDIX C
HISTORICAL GROUNDWATER ELEVATIONS, NOVEMBER 1996 THROUGH NOVEMBER 2022
Defense Fuel Support Point Norwalk
15306 Norwalk Boulevard, Norwalk, California 90650

Well	Date	Top of Casing Elevation (feet MSL)	Depth to Product (feet btc)	Depth to Groundwater (feet btc)	Measured Product Thickness (feet)	Groundwater Elevation (feet MSL)
PW-1	05/03/21	75.52	-----	DRY	-----	-----
PW-1	11/01/21	75.52	-----	35.53	-----	39.99
PW-1	05/09/22	75.52	-----	35.70	-----	39.82
PW-1	10/31/22	75.52	-----	35.80	-----	39.72
PW-2	05/28/96	74.65	-----	27.83	-----	46.82
PW-2	11/20/96	74.65	-----	28.82	-----	45.83
PW-2	07/01/97	74.65	-----	31.20	-----	43.45
PW-2	12/31/97	74.65	-----	28.52	-----	46.13
PW-2	05/01/98	74.65	-----	26.34	-----	48.31
PW-2	02/02/99	74.65	-----	25.39	-----	49.26
PW-2	05/06/99	74.65	-----	26.42	-----	48.23
PW-2	08/09/99	74.65	-----	26.92	-----	47.73
PW-2	11/15/99	74.65	-----	28.05	-----	46.60
PW-2	02/29/00	74.65	-----	26.82	-----	47.83
PW-2	05/15/00	74.65	-----	27.12	-----	47.53
PW-2	08/28/00	74.65	-----	28.10	-----	46.55
PW-2	11/13/00	74.65	-----	28.36	-----	46.29
PW-2	02/05/01	74.65	-----	26.84	-----	47.81
PW-2	05/07/01	74.65	-----	26.22	-----	48.43
PW-2	09/18/01	74.65	-----	25.85	-----	48.80
PW-2	11/05/01	74.65	-----	26.00	-----	48.65
PW-2	01/29/02	74.65	-----	26.09	-----	48.56
PW-2	04/08/02	74.65	-----	26.69	-----	47.96
PW-2	10/21/02	74.65	-----	26.95	-----	47.70
PW-2	01/14/03	74.65	-----	26.86	-----	47.79
PW-2	04/07/03	74.65	-----	28.96	-----	45.69
PW-2	07/07/03	74.71	-----	27.51	-----	47.20
PW-2	10/06/03	74.65	-----	27.00	-----	47.65
PW-2	01/11/04	74.71	-----	28.02	-----	46.69
PW-2	01/20/04	74.71	-----	29.28	-----	45.43
PW-2	04/19/04	74.71	-----	26.21	-----	48.50
PW-2	04/27/04	74.71	-----	27.69	-----	47.02
PW-2	06/07/04	74.71	-----	28.13	-----	46.58
PW-2	07/08/04	74.71	-----	29.35	-----	45.36
PW-2	05/02/05	74.71	-----	24.56	-----	50.15
PW-2	10/31/05	74.71	-----	23.80	-----	50.91
PW-2	05/01/06	74.71	-----	24.28	-----	50.43
PW-2	12/04/06	74.71	-----	25.05	-----	49.66
PW-2	04/30/07	74.71	-----	25.02	-----	49.69
PW-2	11/12/07	74.71	-----	25.41	-----	49.30
PW-2	04/14/08	74.71	-----	25.75	-----	48.96
PW-2	10/13/08	74.71	-----	25.15	-----	49.56
PW-2	10/19/15	74.71	-----	DRY (25.98)	-----	-----

APPENDIX C
HISTORICAL GROUNDWATER ELEVATIONS, NOVEMBER 1996 THROUGH NOVEMBER 2022
Defense Fuel Support Point Norwalk
15306 Norwalk Boulevard, Norwalk, California 90650

Well	Date	Top of Casing Elevation (feet MSL)	Depth to Product (feet btc)	Depth to Groundwater (feet btc)	Measured Product Thickness (feet)	Groundwater Elevation (feet MSL)
PW-2	04/11/16	74.71	-----	DRY	-----	-----
PW-2	10/03/16	74.71	-----	DRY (25.90)	-----	-----
PW-2	04/17/17	74.71	-----	DRY	-----	-----
PW-2	10/02/17	74.71	-----	DRY (25.84)	-----	-----
PW-2	04/16/18	74.71	-----	DRY	-----	-----
PW-2	11/05/18	74.71	-----	DRY (25.76)	-----	-----
PW-2	04/16/19	74.71	-----	DRY	-----	-----
PW-2	10/28/19	74.71	-----	DRY (35.62)	-----	-----
PW-2	05/04/20	74.71	-----	32.48	-----	42.23
PW-2	11/02/20	74.71	obstruction at 25.79 feet			
PW-2	05/03/21	74.71	-----	DRY	-----	-----
PW-2	11/01/21	74.71	-----	34.47	-----	40.24
PW-2	05/09/22	74.71	-----	34.58	-----	40.13
PW-2	10/31/22	74.71	-----	34.66	-----	40.05
PW-3	05/28/96	73.64	-----	26.73	-----	46.91
PW-3	11/20/96	73.64	-----	27.11	-----	46.53
PW-3	07/01/97	73.64	-----	28.84	-----	44.80
PW-3	12/31/97	73.64	-----	27.29	-----	46.35
PW-3	05/01/98	73.64	-----	25.10	-----	48.54
PW-3	02/03/99	73.64	-----	24.23	-----	49.41
PW-3	05/04/99	73.64	-----	25.05	-----	48.59
PW-3	08/10/99	73.64	-----	25.35	-----	48.29
PW-3	11/13/00	73.64	-----	26.46	-----	47.18
PW-3	02/05/01	73.64	-----	25.60	-----	48.04
PW-3	05/07/01	73.64	-----	24.96	-----	48.68
PW-3	09/18/01	73.64	-----	24.72	-----	48.92
PW-3	11/05/01	73.64	-----	24.80	-----	48.84
PW-3	01/29/02	73.64	-----	24.91	-----	48.73
PW-3	04/08/02	73.64	-----	25.30	-----	48.34
PW-3	10/21/02	73.64	-----	25.76	-----	47.88
PW-3	01/14/03	73.64	-----	25.72	-----	47.92
PW-3	04/07/03	73.64	-----	26.17	-----	47.47
PW-3	07/07/03	73.71	-----	25.81	-----	47.90
PW-3	10/06/03	73.64	-----	25.63	-----	48.01
PW-3	01/11/04	73.71	-----	26.03	-----	47.68
PW-3	01/20/04	73.71	-----	26.36	-----	47.35
PW-3	04/19/04	73.71	-----	26.63	-----	47.08
PW-3	04/27/04	73.71	-----	26.34	-----	47.37
PW-3	06/07/04	73.71	-----	26.63	-----	47.08
PW-3	07/08/04	73.71	-----	26.81	-----	46.90
PW-3	05/02/05	73.71	-----	23.48	-----	50.23
PW-3	10/31/05	73.71	-----	23.61	-----	50.10
PW-3	05/01/06	73.71	-----	23.22	-----	50.49

APPENDIX C
HISTORICAL GROUNDWATER ELEVATIONS, NOVEMBER 1996 THROUGH NOVEMBER 2022
Defense Fuel Support Point Norwalk
15306 Norwalk Boulevard, Norwalk, California 90650

Well	Date	Top of Casing Elevation (feet MSL)	Depth to Product (feet btc)	Depth to Groundwater (feet btc)	Measured Product Thickness (feet)	Groundwater Elevation (feet MSL)
PW-3	12/04/06	73.71	-----	23.95	-----	49.76
PW-3	04/30/07	73.71	-----	23.99	-----	49.72
PW-3	11/12/07	73.71	-----	24.33	-----	49.38
PW-3	04/14/08	73.71	-----	24.75	-----	48.96
PW-3	10/13/08	73.71	-----	26.20	-----	47.51
PW-3	04/20/09	73.71	-----	25.40	-----	48.31
PW-3	10/19/09	73.71	-----	26.03	-----	47.68
PW-3	05/24/10	73.71	-----	26.45	-----	47.26
PW-3	05/28/10	73.71	-----	26.41	-----	47.30
PW-3	10/04/10	73.71	-----	26.61	-----	47.10
PW-3	04/11/11	73.71	-----	25.60	-----	48.11
PW-3	10/10/11	73.71	-----	25.57	-----	48.14
PW-3	04/16/12	73.71	-----	26.55	-----	47.16
PW-3	04/08/13	73.71	-----	27.79	-----	45.92
PW-3	10/07/13	73.71	-----	28.57	-----	45.14
PW-3	04/14/14	73.71	-----	29.20	-----	44.51
PW-3	10/27/14	73.71	-----	29.73	-----	43.98
PW-3	04/20/15	73.71	-----	30.62	-----	43.09
PW-3	10/19/15	73.71	-----	31.08	-----	42.63
PW-3	04/11/16	73.71	-----	32.37	-----	41.34
PW-3	10/03/16	73.71	-----	33.23	-----	40.48
PW-3	04/17/17	73.71	-----	31.60	-----	42.11
PW-3	10/02/17	73.71	-----	33.26	-----	40.45
PW-3	04/16/18	73.71	-----	33.75	-----	39.96
PW-3	11/05/18	73.71	-----	33.95	-----	39.76
PW-3	04/16/19	73.71	-----	33.12	-----	40.59
PW-3	10/31/19	73.71	-----	34.06	-----	39.65
PW-3	05/04/20	73.71	-----	32.89	-----	40.82
PW-3	11/02/20	73.71	-----	33.05	-----	40.66
PW-3	05/03/21	73.71	-----	33.54	-----	40.17
PW-3	11/01/21	73.71	-----	33.99	-----	39.72
PW-3	05/09/22	73.71	-----	33.86	-----	39.85
PW-3	10/31/22	73.71	-----	33.60	-----	40.11
PZ-1	11/20/96	73.74	-----	26.91	-----	46.83
PZ-1	07/01/97	73.74	-----	27.61	-----	46.13
PZ-1	12/31/97	73.74	-----	27.03	-----	46.71
PZ-1	05/01/98	73.74	-----	24.13	-----	49.61
PZ-1	05/04/99	73.74	-----	25.74	-----	48.00
PZ-1	08/09/99	73.74	-----	25.77	-----	47.97
PZ-1	11/15/99	73.74	-----	26.46	-----	47.28
PZ-1	05/15/00	73.74	-----	26.09	-----	47.65
PZ-1	11/13/00	73.74	-----	26.51	-----	47.23
PZ-1	05/07/01	73.74	-----	24.78	-----	48.96

APPENDIX C
HISTORICAL GROUNDWATER ELEVATIONS, NOVEMBER 1996 THROUGH NOVEMBER 2022
Defense Fuel Support Point Norwalk
15306 Norwalk Boulevard, Norwalk, California 90650

Well	Date	Top of Casing Elevation (feet MSL)	Depth to Product (feet btc)	Depth to Groundwater (feet btc)	Measured Product Thickness (feet)	Groundwater Elevation (feet MSL)
PZ-1	11/05/01	73.74	-----	24.81	-----	48.93
PZ-1	04/08/02	73.74	-----	25.50	-----	48.24
PZ-2	05/28/96	73.96	-----	28.26	-----	45.70
PZ-2	11/20/96	73.96	-----	27.49	-----	46.47
PZ-2	07/01/97	73.96	27.56	28.92	1.36	NC
PZ-2	12/31/97	73.96	28.87	29.45	0.58	NC
PZ-2	05/01/98	73.96	23.83	25.40	1.57	NC
PZ-2	05/04/99	73.96	25.38	27.20	1.82	NC
PZ-2	08/09/99	73.96	25.71	27.58	1.87	NC
PZ-2	11/15/99	73.96	-----	26.83	-----	47.13
PZ-2	05/15/00	73.96	-----	26.17	-----	47.79
PZ-2	11/13/00	73.96	26.58	26.88	0.30	NC
PZ-2	05/07/01	73.96	24.99	25.21	0.22	NC
PZ-2	11/05/01	73.96	24.87	25.09	0.22	NC
PZ-2	04/08/02	73.96	24.96	24.96	0.00	NC
PZ-2	10/21/02	73.96	26.31	26.44	0.13	NC
PZ-2	04/07/03	73.96	26.12	26.22	0.10	NC
PZ-2	10/06/03	73.96	25.51	25.53	0.02	NC
PZ-2	04/19/04	73.96	26.81	26.89	0.08	NC
PZ-2	11/02/04	73.96	27.19	27.24	0.05	NC
PZ-2	05/02/05	73.96	-----	22.18	-----	51.78
PZ-2	10/31/05	73.96	-----	24.11	-----	49.85
PZ-2	05/22/06	73.96	-----	23.16	-----	50.80
PZ-2	12/04/06	73.96	-----	23.85	-----	50.11
PZ-2	04/30/07	73.96	-----	23.97	-----	49.99
PZ-2	11/12/07	73.96	-----	24.30	-----	49.66
PZ-2	04/14/08	73.96	-----	24.69	-----	49.27
PZ-2	10/13/08	73.96	-----	25.35	-----	48.61
PZ-2	05/22/09	73.96	-----	25.55	-----	48.41
PZ-2	05/24/10	73.96	-----	26.30	-----	47.66
PZ-2	05/28/10	73.96	-----	26.30	-----	47.66
PZ-2	10/04/10	73.96	-----	26.36	-----	47.60
PZ-2	01/10/11	73.96	-----	27.57	-----	46.39
PZ-2	04/11/11	73.96	-----	25.32	-----	48.64
PZ-2	10/10/11	73.96	-----	25.67	-----	48.29
PZ-2	01/09/12	73.96	-----	27.21	-----	46.75
PZ-2	04/27/12	73.96	-----	27.83	-----	46.13
PZ-2	07/09/12	73.96	-----	28.16	-----	45.80
PZ-2	10/15/12	73.96	-----	27.76	-----	46.20
PZ-2	04/08/13	73.96	-----	28.68	-----	45.28
PZ-2	10/07/13	73.96	-----	29.28	-----	44.68
PZ-2	04/14/14	73.96	-----	29.74	-----	44.22
PZ-2	04/20/15	73.96	-----	30.48	-----	43.48

APPENDIX C
HISTORICAL GROUNDWATER ELEVATIONS, NOVEMBER 1996 THROUGH NOVEMBER 2022
Defense Fuel Support Point Norwalk
15306 Norwalk Boulevard, Norwalk, California 90650

Well	Date	Top of Casing Elevation (feet MSL)	Depth to Product (feet btc)	Depth to Groundwater (feet btc)	Measured Product Thickness (feet)	Groundwater Elevation (feet MSL)
PZ-2	10/19/15	73.96	-----	31.18	-----	42.78
PZ-2	04/11/16	73.96	-----	32.97	-----	40.99
PZ-2	10/03/16	73.96	-----	34.67	-----	39.29
PZ-2	04/17/17	73.96	-----	31.13	-----	42.83
PZ-2	10/02/17	73.96	-----	34.65	-----	39.31
PZ-2	04/16/18	73.96	-----	34.63	-----	39.33
PZ-2	11/05/18	73.96	-----	34.55	-----	39.41
PZ-2	04/16/19	73.96	-----	31.37	-----	42.59
PZ-2	10/28/19	73.96	-----	34.58	-----	39.38
PZ-2	05/04/20	73.96	-----	32.48	-----	41.48
PZ-2	11/02/20	73.96	-----	32.88	-----	41.08
PZ-2	05/03/21	73.96	-----	DRY	-----	-----
PZ-2	11/01/21	73.96	-----	34.12	-----	39.84
PZ-2	05/09/22	73.96	-----	33.95	-----	40.01
PZ-2	10/31/22	73.96	-----	34.03	-----	39.93
PZ-3	05/28/96	76.17	27.83	32.71	4.88	NC
PZ-3	11/20/96	76.17	28.79	32.80	4.01	NC
PZ-3	07/01/97	76.17	28.75	30.69	1.94	NC
PZ-3	12/31/97	76.17	28.60	32.86	4.26	NC
PZ-3	05/01/98	76.17	18.34	25.21	6.87	NC
PZ-3	05/25/99	76.17	-----	31.70	-----	44.47
PZ-3	05/19/00	76.17	27.48	31.54	4.06	NC
PZ-3	11/13/00	76.17	27.01	30.05	3.04	NC
PZ-3	05/07/01	76.17	25.99	30.30	4.31	NC
PZ-3	04/08/02	76.17	-----	31.00	-----	45.17
PZ-3	09/19/02	76.17	28.84	29.94	1.10	NC
PZ-3	10/21/02	76.17	28.10	29.66	1.56	NC
PZ-3	04/07/03	76.17	27.81	28.80	0.99	NC
PZ-3	10/06/03	76.17	27.65	28.90	1.25	NC
PZ-3	04/19/04	76.17	29.08	29.68	0.60	NC
PZ-3	11/01/04	76.17	28.32	29.63	1.31	NC
PZ-3	02/28/05	76.17	24.32	26.89	2.57	NC
PZ-3	03/06/06	76.17	24.97	25.12	0.15	NC
PZ-3	05/01/06	76.17	25.39	25.96	0.57	NC
PZ-3	08/26/06	76.17	25.76	26.26	0.50	NC
PZ-3	12/01/06	76.17	26.11	26.77	0.66	NC
PZ-3	03/21/07	76.17	26.05	26.16	0.11	NC
PZ-3	04/30/07	76.17	26.66	26.68	0.02	NC
PZ-3	02/05/08	76.17	-----	27.84	-----	48.33
PZ-3	07/24/08	76.17	-----	27.33	-----	48.84
PZ-3	10/14/08	76.17	-----	28.07	-----	48.10
PZ-3	02/10/09	76.17	-----	27.31	-----	48.86
PZ-3	04/20/09	76.17	-----	27.94	-----	48.23

APPENDIX C
HISTORICAL GROUNDWATER ELEVATIONS, NOVEMBER 1996 THROUGH NOVEMBER 2022
Defense Fuel Support Point Norwalk
15306 Norwalk Boulevard, Norwalk, California 90650

Well	Date	Top of Casing Elevation (feet MSL)	Depth to Product (feet btc)	Depth to Groundwater (feet btc)	Measured Product Thickness (feet)	Groundwater Elevation (feet MSL)
PZ-3	07/16/09	76.17	-----	28.97	-----	47.20
PZ-3	04/08/10	76.17	-----	28.40	-----	47.77
PZ-3	04/12/10	76.17	-----	28.14	-----	48.03
PZ-3	01/08/11	76.17	-----	28.85	-----	47.32
PZ-3	04/08/11	76.17	-----	27.63	-----	48.54
PZ-3	07/08/11	76.17	-----	27.85	-----	48.32
PZ-3	10/07/11	76.17	-----	28.46	-----	47.71
PZ-3	04/12/12	76.17	-----	29.48	-----	46.69
PZ-3	04/19/12	76.17	-----	29.30	-----	46.87
PZ-3	01/11/13	76.17	30.20	33.08	2.88	NC
PZ-3	04/03/13	76.17	30.63	30.86	0.23	NC
PZ-3	04/08/13	76.17	30.56	30.99	0.43	NC
PZ-3	10/02/13	76.17	-----	31.45	-----	44.72
PZ-3	04/07/14	76.17	-----	32.27	-----	43.90
PZ-3	04/18/14	76.17	-----	31.92	-----	44.25
PZ-3	10/27/14	76.17	-----	32.41	-----	43.76
PZ-3	04/20/15	76.17	-----	32.80	-----	43.37
PZ-3	10/20/15	76.17	33.38	34.09	0.71	NC
PZ-3	04/11/16	76.17	-----	34.07	-----	42.10
PZ-3	10/03/16	76.17	34.37	35.14	0.77	NC
PZ-3	04/20/17	76.17	33.55	33.56	0.01	NC
PZ-3	10/03/17	76.17	-----	34.42	-----	41.75
PZ-3	04/16/18	76.17	-----	35.14	-----	41.03
PZ-3	11/05/18	76.17	-----	35.75	-----	40.42
PZ-3	04/19/19	76.17	-----	33.54	-----	42.63
PZ-3	10/29/19	76.17	-----	35.58	-----	40.59
PZ-3	05/04/20	76.17	-----	34.82	-----	41.35
PZ-3	10/19/20	76.17	-----	35.20	-----	40.97
PZ-3	05/04/21	76.17	-----	35.74	-----	40.43
PZ-3	11/03/21	76.17	-----	36.29	-----	39.88
PZ-3	05/10/22	76.17	-----	36.30	-----	39.87
PZ-3	11/02/22	76.17	-----	36.68	-----	39.49
PZ-4	05/28/96	76.13	-----	28.79	-----	47.34
PZ-4	11/20/96	76.13	-----	29.80	-----	46.33
PZ-4	07/01/97	76.13	-----	29.66	-----	46.47
PZ-4	12/31/97	76.13	-----	29.63	-----	46.50
PZ-4	05/01/98	76.13	-----	26.82	-----	49.31
PZ-4	05/25/99	76.13	-----	27.57	-----	48.56
PZ-4	05/15/00	76.13	-----	28.28	-----	47.85
PZ-4	11/13/00	76.13	-----	27.89	-----	48.24
PZ-4	05/07/01	76.13	-----	25.08	-----	51.05
PZ-4	05/07/01	76.13	-----	26.97	-----	49.16
PZ-4	04/08/02	76.13	-----	28.16	-----	47.97

APPENDIX C
HISTORICAL GROUNDWATER ELEVATIONS, NOVEMBER 1996 THROUGH NOVEMBER 2022
Defense Fuel Support Point Norwalk
15306 Norwalk Boulevard, Norwalk, California 90650

Well	Date	Top of Casing Elevation (feet MSL)	Depth to Product (feet btc)	Depth to Groundwater (feet btc)	Measured Product Thickness (feet)	Groundwater Elevation (feet MSL)
PZ-4	09/19/02	76.13	-----	29.20	-----	46.93
PZ-4	04/07/03	76.13	-----	28.08	-----	48.05
PZ-4	10/06/03	76.13	-----	28.03	-----	48.10
PZ-4	04/19/04	76.13	-----	29.50	-----	46.63
PZ-4	11/01/04	76.13	-----	28.80	-----	47.33
PZ-4	02/28/05	76.13	-----	25.13	-----	51.00
PZ-4	05/02/05	76.13	-----	24.50	-----	51.63
PZ-4	03/06/06	76.13	-----	25.25	-----	50.88
PZ-4	05/01/06	76.13	-----	25.63	-----	50.50
PZ-4	08/26/06	76.13	-----	26.05	-----	50.08
PZ-4	12/01/06	76.13	-----	26.38	-----	49.75
PZ-4	03/21/07	76.13	-----	26.12	-----	50.01
PZ-4	04/30/07	76.13	-----	26.93	-----	49.20
PZ-4	08/28/07	76.13	-----	26.54	-----	49.59
PZ-4	11/12/07	76.13	-----	27.50	-----	48.63
PZ-4	02/05/08	76.13	-----	27.42	-----	48.71
PZ-4	04/11/08	76.13	-----	24.85	-----	51.28
PZ-4	10/14/08	76.13	-----	28.31	-----	47.82
PZ-4	02/10/09	76.13	-----	27.05	-----	49.08
PZ-4	04/20/09	76.13	-----	28.44	-----	47.69
PZ-4	07/16/09	76.13	-----	29.05	-----	47.08
PZ-4	04/08/10	76.13	-----	28.41	-----	47.72
PZ-4	10/01/10	76.13	-----	28.93	-----	47.20
PZ-4	01/08/11	76.13	-----	28.98	-----	47.15
PZ-4	04/12/12	76.13	-----	29.61	-----	46.52
PZ-5	05/07/01	73.97	-----	23.13	-----	50.84
PZ-5	10/06/03	73.97	-----	24.58	-----	49.39
PZ-5	05/02/05	73.97	-----	19.12	-----	54.85
PZ-5	10/31/05	73.97	-----	21.13	-----	52.84
PZ-5	02/27/06	73.97	-----	22.06	-----	51.91
PZ-5	05/01/06	73.97	-----	22.20	-----	51.77
PZ-5	09/18/06	73.97	-----	22.91	-----	51.06
PZ-5	12/04/06	73.97	-----	23.26	-----	50.71
PZ-5	03/12/07	73.97	-----	23.71	-----	50.26
PZ-5	04/30/07	73.97	-----	23.85	-----	50.12
PZ-5	08/28/07	73.97	-----	23.85	-----	50.12
PZ-5	11/12/07	73.97	-----	24.26	-----	49.71
PZ-5	02/19/08	73.97	-----	24.68	-----	49.29
PZ-5	04/14/08	73.97	-----	24.10	-----	49.87
PZ-5	08/11/08	73.97	-----	24.53	-----	49.44
PZ-5	10/13/08	73.97	-----	25.12	-----	48.85
PZ-5	04/20/09	73.97	-----	24.81	-----	49.16
PZ-5	07/20/09	73.97	-----	25.20	-----	48.77

APPENDIX C
HISTORICAL GROUNDWATER ELEVATIONS, NOVEMBER 1996 THROUGH NOVEMBER 2022
Defense Fuel Support Point Norwalk
15306 Norwalk Boulevard, Norwalk, California 90650

Well	Date	Top of Casing Elevation (feet MSL)	Depth to Product (feet btc)	Depth to Groundwater (feet btc)	Measured Product Thickness (feet)	Groundwater Elevation (feet MSL)
PZ-5	10/19/09	73.97	-----	26.41	-----	47.56
PZ-5	03/15/10	73.97	-----	25.99	-----	47.98
PZ-5	04/16/10	73.97	-----	25.12	-----	48.85
PZ-5	05/24/10	73.97	-----	25.71	-----	48.26
PZ-5	05/28/10	73.97	-----	25.68	-----	48.29
PZ-5	06/22/10	73.97	-----	25.54	-----	48.43
PZ-5	07/12/10	73.97	-----	26.09	-----	47.88
PZ-5	08/12/10	73.97	-----	26.16	-----	47.81
PZ-5	09/20/10	73.97	-----	26.52	-----	47.45
PZ-5	10/04/10	73.97	-----	25.98	-----	47.99
PZ-5	11/16/10	73.97	-----	26.46	-----	47.51
PZ-5	12/22/10	73.97	-----	25.12	-----	48.85
PZ-5	01/10/11	73.97	-----	26.54	-----	47.43
PZ-5	02/24/11	73.97	-----	25.55	-----	48.42
PZ-5	03/23/11	73.97	-----	25.28	-----	48.69
PZ-5	04/11/11	73.97	-----	24.70	-----	49.27
PZ-5	05/13/11	73.97	-----	25.21	-----	48.76
PZ-5	06/22/11	73.97	-----	25.37	-----	48.60
PZ-5	07/11/11	73.97	-----	25.47	-----	48.50
PZ-5	08/19/11	73.97	-----	25.35	-----	48.62
PZ-5	09/22/11	73.97	-----	25.96	-----	48.01
PZ-5	10/10/11	73.97	-----	25.55	-----	48.42
PZ-5	11/28/11	73.97	-----	26.16	-----	47.81
PZ-5	12/21/11	73.97	-----	26.48	-----	47.49
PZ-5	01/09/12	73.97	-----	26.47	-----	47.50
PZ-5	02/23/12	73.97	-----	27.27	-----	46.70
PZ-5	03/28/12	73.97	-----	27.10	-----	46.87
PZ-5	04/16/12	73.97	-----	26.59	-----	47.38
PZ-5	05/25/12	73.97	-----	26.94	-----	47.03
PZ-5	06/15/12	73.97	-----	27.44	-----	46.53
PZ-5	07/09/12	73.97	-----	27.26	-----	46.71
PZ-5	08/29/12	73.97	-----	27.72	-----	46.25
PZ-5	09/26/12	73.97	-----	28.03	-----	45.94
PZ-5	10/15/12	73.97	-----	28.25	-----	45.72
PZ-5	11/29/12	73.97	-----	28.34	-----	45.63
PZ-5	12/26/12	73.97	-----	28.30	-----	45.67
PZ-5	01/14/13	73.97	-----	28.42	-----	45.55
PZ-5	02/20/13	73.97	-----	28.40	-----	45.57
PZ-5	04/08/13	73.97	-----	28.41	-----	45.56
PZ-5	10/07/13	73.97	-----	29.31	-----	44.66
PZ-5	04/14/14	73.97	-----	28.91	-----	45.06
PZ-5	10/27/14	73.97	-----	29.41	-----	44.56
PZ-5	04/20/15	73.97	-----	29.66	-----	44.31
PZ-5	10/19/15	73.97	-----	30.50	-----	43.47

APPENDIX C
HISTORICAL GROUNDWATER ELEVATIONS, NOVEMBER 1996 THROUGH NOVEMBER 2022
Defense Fuel Support Point Norwalk
15306 Norwalk Boulevard, Norwalk, California 90650

Well	Date	Top of Casing Elevation (feet MSL)	Depth to Product (feet btc)	Depth to Groundwater (feet btc)	Measured Product Thickness (feet)	Groundwater Elevation (feet MSL)
PZ-5	04/11/16	73.97	-----	31.36	-----	42.61
PZ-5	10/03/16	73.97	-----	31.00	-----	42.97
PZ-5	04/17/17	73.97	-----	30.07	-----	43.90
PZ-5	10/02/17	73.97	-----	31.45	-----	42.52
PZ-5	04/16/18	73.97	-----	32.46	-----	41.51
PZ-5	11/05/18	73.97	-----	33.33	-----	40.64
PZ-5	04/16/19	73.97	-----	31.12	-----	42.85
PZ-5	10/28/19	73.97	-----	32.39	-----	41.58
PZ-5	05/04/20	73.97	-----	31.64	-----	42.33
PZ-5	11/02/20	73.97	-----	26.72	-----	47.25
PZ-5	05/03/21	73.97	-----	29.57	-----	44.40
PZ-5	11/01/21	73.97	-----	35.69	-----	38.28
PZ-5	05/09/22	73.97	-----	28.99	-----	44.98
PZ-5	10/31/22	73.97	-----	34.02	-----	39.95
PZ-6	07/07/03	73.91	-----	25.65	-----	48.26
PZ-6	01/20/04	73.91	-----	25.94	-----	47.97
PZ-6	04/27/04	73.91	-----	26.49	-----	47.42
PZ-6	06/07/04	73.91	-----	26.56	-----	47.35
PZ-6	07/08/04	73.91	-----	26.57	-----	47.34
PZ-7A	08/01/05	73.87	-----	20.22	-----	53.65
PZ-7A	05/24/10	73.87	-----	25.30	-----	48.57
PZ-7A	05/28/10	73.87	-----	25.29	-----	48.58
PZ-7A	10/04/10	73.87	-----	25.70	-----	48.17
PZ-7A	04/11/11	73.87	-----	24.48	-----	49.39
PZ-7A	10/10/11	73.87	-----	25.15	-----	48.72
PZ-7A	04/20/15	73.87	-----	29.52	-----	44.35
PZ-7B	08/01/05	73.79	-----	20.80	-----	52.99
PZ-7B	05/24/10	73.79	-----	25.32	-----	48.47
PZ-7B	05/28/10	73.79	-----	25.30	-----	48.49
PZ-7B	10/04/10	73.79	-----	25.88	-----	47.91
PZ-7B	04/11/11	73.79	-----	24.57	-----	49.22
PZ-7B	10/10/11	73.79	-----	25.30	-----	48.49
PZ-7B	04/20/15	73.79	-----	29.60	-----	44.19
PZ-8A	08/01/05	75.81	-----	22.39	-----	53.42
PZ-8A	12/04/06	75.81	-----	25.14	-----	50.67
PZ-8A	05/24/10	75.81	-----	27.60	-----	48.21
PZ-8A	05/28/10	75.81	-----	27.38	-----	48.43
PZ-8A	10/04/10	75.81	-----	27.79	-----	48.02
PZ-8A	04/11/11	75.81	-----	26.50	-----	49.31
PZ-8A	10/10/11	75.81	-----	27.28	-----	48.53

APPENDIX C
HISTORICAL GROUNDWATER ELEVATIONS, NOVEMBER 1996 THROUGH NOVEMBER 2022
Defense Fuel Support Point Norwalk
15306 Norwalk Boulevard, Norwalk, California 90650

Well	Date	Top of Casing Elevation (feet MSL)	Depth to Product (feet btc)	Depth to Groundwater (feet btc)	Measured Product Thickness (feet)	Groundwater Elevation (feet MSL)
PZ-8A	04/20/15	75.81	-----	31.29	-----	44.52
PZ-8B	08/01/05	75.69	-----	23.61	-----	52.08
PZ-8B	12/04/06	75.69	-----	25.16	-----	50.53
PZ-8B	05/24/10	75.69	-----	27.37	-----	48.32
PZ-8B	05/28/10	75.69	-----	27.66	-----	48.03
PZ-8B	10/04/10	75.69	-----	27.90	-----	47.79
PZ-8B	04/11/11	75.69	-----	26.52	-----	49.17
PZ-8B	10/10/11	75.69	-----	27.32	-----	48.37
PZ-8B	04/20/15	75.69	-----	31.69	-----	44.00
PZ-9A	08/01/05	76.14	-----	22.93	-----	53.21
PZ-9A	10/04/10	76.14	-----	28.20	-----	47.94
PZ-9A	04/11/11	76.14	-----	26.94	-----	49.20
PZ-9A	10/10/11	76.14	-----	27.75	-----	48.39
PZ-9A	04/16/12	76.14	-----	28.95	-----	47.19
PZ-9A	10/15/12	76.14	-----	30.18	-----	45.96
PZ-9A	04/08/13	76.14	-----	30.67	-----	45.47
PZ-9A	04/20/15	76.14	-----	32.21	-----	43.93
PZ-9B	08/01/05	76.26	-----	23.71	-----	52.55
PZ-9B	10/04/10	76.26	-----	28.51	-----	47.75
PZ-9B	04/11/11	76.26	-----	27.20	-----	49.06
PZ-9B	10/10/11	76.26	-----	28.00	-----	48.26
PZ-9B	04/16/12	76.26	-----	29.10	-----	47.16
PZ-9B	10/15/12	76.26	-----	30.54	-----	45.72
PZ-9B	04/08/13	76.26	-----	30.89	-----	45.37
PZ-9B	04/20/15	76.26	-----	32.24	-----	44.02
PZ-10	07/30/03	74.19	-----	25.74	-----	48.45
PZ-10	10/06/03	74.19	-----	25.79	-----	48.40
PZ-10	01/27/04	74.19	-----	26.13	-----	48.06
PZ-10	04/19/04	74.34	-----	26.76	-----	47.58
PZ-10	07/19/04	74.34	-----	26.40	-----	47.94
PZ-10	11/01/04	74.34	-----	27.11	-----	47.23
PZ-10	02/01/05	74.34	-----	23.33	-----	51.01
PZ-10	05/02/05	74.34	-----	21.80	-----	52.54
PZ-10	08/01/05	74.34	-----	22.21	-----	52.13
PZ-10	10/31/05	74.34	-----	27.13	-----	47.21
PZ-10	02/27/06	74.34	-----	23.18	-----	51.16
PZ-10	05/01/06	74.34	-----	23.18	-----	51.16
PZ-10	09/18/06	74.34	-----	24.37	-----	49.97
PZ-10	12/04/06	74.34	-----	24.10	-----	50.24
PZ-10	03/12/07	74.34	-----	24.44	-----	49.90

APPENDIX C
HISTORICAL GROUNDWATER ELEVATIONS, NOVEMBER 1996 THROUGH NOVEMBER 2022
Defense Fuel Support Point Norwalk
15306 Norwalk Boulevard, Norwalk, California 90650

Well	Date	Top of Casing Elevation (feet MSL)	Depth to Product (feet btc)	Depth to Groundwater (feet btc)	Measured Product Thickness (feet)	Groundwater Elevation (feet MSL)
PZ-10	04/30/07	73.92	-----	23.38	-----	50.54
PZ-10	08/28/07	74.34	-----	22.67	-----	51.67
PZ-10	11/12/07	74.34	-----	23.61	-----	50.73
PZ-10	02/19/08	74.34	-----	25.16	-----	49.18
PZ-10	04/14/08	74.34	-----	24.75	-----	49.59
PZ-10	10/13/08	74.34	-----	25.61	-----	48.73
PZ-10	04/20/09	74.34	-----	25.71	-----	48.63
PZ-10	07/20/09	74.34	-----	26.60	-----	47.74
PZ-10	10/19/09	74.34	-----	26.96	-----	47.38
PZ-10	05/24/10	74.34	-----	26.51	-----	47.83
PZ-10	05/28/10	74.34	-----	26.46	-----	47.88
PZ-10	10/04/10	74.34	-----	26.66	-----	47.68
PZ-10	04/11/11	74.34	-----	25.57	-----	48.77
PZ-10	04/16/12	74.34	-----	28.00	-----	46.34
PZ-10	10/15/12	74.34	-----	29.81	-----	44.53
PZ-10	04/08/13	74.34	-----	28.94	-----	45.40
PZ-10	04/20/15	74.34	-----	30.72	-----	43.62
PZ-10	10/19/15	74.34	-----	31.42	-----	42.92
PZ-10	04/11/16	74.34	-----	33.37	-----	40.97
PZ-10	10/03/16	74.34	-----	DRY (34.81)	-----	-----
PZ-10	04/17/17	74.34	-----	DRY	-----	-----
PZ-10	10/02/17	74.34	-----	DRY (28.97)	-----	-----
PZ-10	04/16/18	74.34	-----	DRY	-----	-----
PZ-10	11/05/18	74.34	-----	DRY (27.82)	-----	-----
PZ-10	04/16/19	74.34	-----	DRY	-----	-----
PZ-10	10/28/19	74.34	-----	DRY (27.81)	-----	-----
PZ-10	05/04/20	74.34	-----	DRY	-----	-----
PZ-10	11/02/20	74.34	obstruction at 27.81 feet			
PZ-10	05/03/21	74.34	-----	DRY	-----	-----
PZ-10	11/01/21	74.34	obstruction at 27.79 feet			
PZ-10	05/09/22	74.34	obstruction at 27.72 feet			
PZ-10	10/31/22	74.34	obstruction at 27.85 feet			
RTF-18-E	04/19/17	75.19	31.35	31.53	0.18	NC
RTF-18-E	09/27/17	75.19	31.84	33.52	1.68	NC
RTF-18-E	04/16/18	75.19	33.66	33.89	0.23	NC
RTF-18-E	11/05/18	75.19	34.00	35.35	1.35	NC
RTF-18-E	04/15/19	75.19	-----	32.92	-----	42.27
RTF-18-E	10/30/19	74.63	33.36	34.11	0.75	NC
RTF-18-E	05/05/20	74.63	32.83	33.03	0.20	NC
RTF-18-E	10/19/20	74.63	32.78	33.54	0.76	NC
RTF-18-E	05/06/21	74.63	32.94	33.70	0.76	NC
RTF-18-E	11/03/21	74.63	33.89	34.05	0.16	NC
RTF-18-E	05/11/22	74.63	-----	33.71	-----	40.92

APPENDIX C
HISTORICAL GROUNDWATER ELEVATIONS, NOVEMBER 1996 THROUGH NOVEMBER 2022
Defense Fuel Support Point Norwalk
15306 Norwalk Boulevard, Norwalk, California 90650

Well	Date	Top of Casing Elevation (feet MSL)	Depth to Product (feet btc)	Depth to Groundwater (feet btc)	Measured Product Thickness (feet)	Groundwater Elevation (feet MSL)
RTF-18-E	11/02/22	74.63	-----	34.88	-----	39.75
RTF-18-N	04/19/17	75.17	-----	31.44	-----	43.73
RTF-18-N	09/27/17	75.17	31.49	33.02	1.53	NC
RTF-18-N	04/16/18	75.17	32.45	34.50	2.05	NC
RTF-18-N	11/05/18	75.17	32.90	35.55	2.65	NC
RTF-18-N	04/15/19	75.17	32.46	32.48	0.02	NC
RTF-18-N	10/30/19	75.17	32.70	32.71	0.01	NC
RTF-18-N	05/05/20	75.17	-----	32.16	-----	43.01
RTF-18-N	10/19/20	75.17	-----	32.01	-----	43.16
RTF-18-N	05/06/21	75.17	-----	32.59	-----	42.58
RTF-18-N	11/03/21	75.17	-----	33.20	-----	41.97
RTF-18-N	05/11/22	75.17	-----	32.95	-----	42.22
RTF-18-N	11/02/22	75.17	-----	33.77	-----	41.40
RTF-18-NNW	04/19/17	76.77	-----	31.72	-----	45.05
RTF-18-NNW	09/27/17	76.77	32.48	32.53	0.05	NC
RTF-18-NNW	04/16/18	76.77	33.58	35.31	1.73	NC
RTF-18-NNW	11/05/18	76.77	33.95	36.55	2.60	NC
RTF-18-NNW	04/15/19	76.77	-----	33.26	-----	43.51
RTF-18-NNW	10/30/19	74.88	33.89	33.92	0.03	NC
RTF-18-NNW	05/05/20	74.88	32.84	32.91	0.07	NC
RTF-18-NNW	10/19/20	74.88	-----	33.50	-----	41.38
RTF-18-NNW	05/06/21	74.88	-----	33.97	-----	40.91
RTF-18-NNW	11/03/21	74.88	34.59	34.73	0.14	NC
RTF-18-NNW	05/11/22	74.88	-----	34.30	-----	40.58
RTF-18-NNW	11/02/22	74.88	-----	35.03	-----	39.85
RTF-18-NW	04/19/17	76.22	31.04	31.08	0.04	NC
RTF-18-NW	09/27/17	76.22	31.62	32.89	1.27	NC
RTF-18-NW	04/16/18	76.22	34.68	37.29	2.61	NC
RTF-18-NW	11/05/18	76.22	33.40	35.95	2.55	NC
RTF-18-NW	04/15/19	76.22	32.54	32.87	0.33	NC
RTF-18-NW	10/30/19	74.28	33.22	33.44	0.22	NC
RTF-18-NW	05/05/20	74.28	31.58	31.74	0.16	NC
RTF-18-NW	10/19/20	74.28	-----	31.92	-----	42.36
RTF-18-NW	05/06/21	74.28	-----	32.08	-----	42.20
RTF-18-NW	11/03/21	74.28	-----	32.90	-----	41.38
RTF-18-NW	05/11/22	74.28	-----	33.17	-----	41.11
RTF-18-NW	11/02/22	74.28	-----	33.25	-----	41.03
RTF-18-W	04/19/17	74.86	30.98	31.15	0.17	NC
RTF-18-W	09/27/17	74.86	31.98	33.49	1.51	NC
RTF-18-W	04/16/18	74.86	33.35	35.30	1.95	NC

APPENDIX C
HISTORICAL GROUNDWATER ELEVATIONS, NOVEMBER 1996 THROUGH NOVEMBER 2022
Defense Fuel Support Point Norwalk
15306 Norwalk Boulevard, Norwalk, California 90650

Well	Date	Top of Casing Elevation (feet MSL)	Depth to Product (feet btc)	Depth to Groundwater (feet btc)	Measured Product Thickness (feet)	Groundwater Elevation (feet MSL)
RTF-18-W	11/05/18	74.86	33.50	36.15	2.65	NC
RTF-18-W	04/15/19	74.86	32.62	32.80	0.18	NC
RTF-18-W	10/30/19	74.37	33.32	33.35	0.03	NC
RTF-18-W	05/05/20	74.37	-----	31.70	-----	42.67
RTF-18-W	10/19/20	74.37	-----	31.46	-----	42.91
RTF-18-W	05/06/21	74.37	-----	31.77	-----	42.60
RTF-18-W	11/03/21	74.37	-----	32.40	-----	41.97
RTF-18-W	05/11/22	74.37	-----	32.13	-----	42.24
RTF-18-W	11/02/22	74.37	-----	33.11	-----	41.26
TF-8	11/20/96	75.60	-----	29.39	-----	46.21
TF-8	07/01/97	75.60	-----	29.70	-----	45.90
TF-8	12/31/97	75.60	-----	29.33	-----	46.27
TF-8	05/01/98	75.60	-----	26.64	-----	48.96
TF-8	05/25/99	75.60	-----	27.60	-----	48.00
TF-8	05/15/00	75.60	-----	27.32	-----	48.28
TF-8	05/07/01	75.60	-----	28.91	-----	46.69
TF-8	04/08/02	74.86	-----	26.79	-----	48.07
TF-8	09/19/02	75.60	-----	28.77	-----	46.83
TF-8	10/21/02	75.60	-----	26.32	-----	49.28
TF-8	04/22/03	74.86	-----	27.50	-----	47.36
TF-8	10/06/03	74.86	-----	27.32	-----	47.54
TF-8	04/19/04	74.86	-----	28.62	-----	46.24
TF-8	11/01/04	74.86	-----	28.54	-----	46.32
TF-8	02/28/05	74.86	-----	24.95	-----	49.91
TF-8	05/02/05	74.86	-----	24.26	-----	50.60
TF-8	03/06/06	74.86	-----	24.21	-----	50.65
TF-8	05/01/06	74.86	-----	24.51	-----	50.35
TF-8	08/26/06	74.86	-----	25.84	-----	49.02
TF-8	12/01/06	74.86	-----	26.17	-----	48.69
TF-8	03/21/07	74.86	-----	25.52	-----	49.34
TF-8	04/30/07	74.86	-----	25.54	-----	49.32
TF-8	08/28/07	75.60	-----	25.92	-----	49.68
TF-8	11/12/07	74.86	-----	26.12	-----	48.74
TF-8	02/05/08	75.60	-----	26.69	-----	48.91
TF-8	04/11/08	74.86	-----	25.78	-----	49.08
TF-8	07/16/08	75.60	-----	28.42	-----	47.18
TF-8	07/24/08	75.60	-----	27.05	-----	48.55
TF-8	10/14/08	75.60	-----	27.84	-----	47.76
TF-8	02/10/09	75.60	-----	27.69	-----	47.91
TF-8	04/08/10	75.60	-----	28.30	-----	47.30
TF-8	10/01/10	74.86	-----	27.81	-----	47.05
TF-8	01/07/11	74.86	-----	27.90	-----	46.96
TF-8	04/08/11	74.86	-----	26.52	-----	48.34

APPENDIX C
HISTORICAL GROUNDWATER ELEVATIONS, NOVEMBER 1996 THROUGH NOVEMBER 2022
Defense Fuel Support Point Norwalk
15306 Norwalk Boulevard, Norwalk, California 90650

Well	Date	Top of Casing Elevation (feet MSL)	Depth to Product (feet btc)	Depth to Groundwater (feet btc)	Measured Product Thickness (feet)	Groundwater Elevation (feet MSL)
TF-8	07/08/11	74.86	-----	26.66	-----	48.20
TF-8	10/07/11	74.86	-----	27.18	-----	47.68
TF-8	04/12/12	74.86	-----	28.14	-----	46.72
TF-8	01/11/13	74.86	-----	29.56	-----	45.30
TF-8	04/03/13	74.86	-----	29.35	-----	45.51
TF-8	10/02/13	74.86	-----	30.14	-----	44.72
TF-8	04/09/14	74.86	-----	30.91	-----	43.95
TF-8	04/17/14	74.86	-----	30.79	-----	44.07
TF-8	10/27/14	74.86	-----	31.22	-----	43.64
TF-8	04/20/15	74.86	-----	31.51	-----	43.35
TF-8	10/20/15	74.86	-----	32.18	-----	42.68
TF-8	04/11/16	74.86	-----	32.88	-----	41.98
TF-8	10/03/16	74.86	-----	33.41	-----	41.45
TF-8	04/17/17	74.86	-----	32.41	-----	42.45
TF-8	10/03/17	74.86	-----	33.53	-----	41.33
TF-8	04/16/18	74.86	-----	33.70	-----	41.16
TF-8	11/05/18	74.86	-----	34.31	-----	40.55
TF-8	10/29/19	74.86	-----	35.42	-----	39.44
TF-8	05/05/20	74.86	-----	34.09	-----	40.77
TF-8	10/19/20	74.86	-----	34.21	-----	40.65
TF-8	05/04/21	74.86	-----	34.70	-----	40.16
TF-8	11/02/21	74.86	-----	35.03	-----	39.83
TF-8	05/10/22	74.86	-----	35.06	-----	39.80
TF-8	11/01/22	74.86	-----	35.69	-----	39.17
TF-9	11/20/96	75.27	-----	31.31	-----	43.96
TF-9	07/01/97	75.27	-----	30.55	-----	44.72
TF-9	12/31/97	75.27	-----	29.12	-----	46.15
TF-9	05/01/98	75.27	26.32	26.35	0.03	NC
TF-9	05/25/99	75.27	27.00	27.04	0.04	NC
TF-9	05/15/00	75.27	-----	26.85	-----	48.42
TF-9	05/07/01	75.27	-----	29.62	-----	45.65
TF-9	04/08/02	74.47	-----	27.83	-----	46.64
TF-9	09/19/02	75.27	-----	28.60	-----	46.67
TF-9	10/21/02	75.27	-----	27.72	-----	47.55
TF-9	04/22/03	75.27	-----	27.13	-----	48.14
TF-9	10/06/03	74.47	-----	26.73	-----	47.74
TF-9	04/19/04	74.47	-----	28.18	-----	46.29
TF-9	11/01/04	75.27	-----	28.61	-----	46.66
TF-9	02/28/05	75.27	-----	25.54	-----	49.73
TF-9	05/02/05	75.27	24.06	24.09	0.03	NC
TF-9	03/06/06	75.27	-----	23.97	-----	51.30
TF-9	05/01/06	74.47	-----	24.22	-----	50.25
TF-9	08/26/06	75.27	25.38	25.40	0.02	NC

APPENDIX C
HISTORICAL GROUNDWATER ELEVATIONS, NOVEMBER 1996 THROUGH NOVEMBER 2022
Defense Fuel Support Point Norwalk
15306 Norwalk Boulevard, Norwalk, California 90650

Well	Date	Top of Casing Elevation (feet MSL)	Depth to Product (feet btc)	Depth to Groundwater (feet btc)	Measured Product Thickness (feet)	Groundwater Elevation (feet MSL)
TF-9	12/01/06	75.27	-----	25.74	-----	49.53
TF-9	03/21/07	75.27	-----	25.18	-----	50.09
TF-9	04/30/07	74.47	-----	25.00	-----	49.47
TF-9	08/28/07	75.27	-----	26.02	-----	49.25
TF-9	11/12/07	74.47	-----	25.90	-----	48.57
TF-9	02/05/08	75.27	-----	26.88	-----	48.39
TF-9	04/11/08	74.47	-----	25.50	-----	48.97
TF-9	07/24/08	74.47	-----	27.16	-----	47.31
TF-9	02/10/09	75.27	-----	27.82	-----	47.45
TF-9	07/16/09	75.27	-----	28.28	-----	46.99
TF-9	04/07/10	75.27	-----	27.79	-----	47.48
TF-9	10/01/10	74.47	-----	27.05	-----	47.42
TF-9	01/07/11	74.47	-----	27.38	-----	47.09
TF-9	04/08/11	74.47	-----	25.92	-----	48.55
TF-9	07/08/11	74.47	-----	26.03	-----	48.44
TF-9	04/12/12	74.47	-----	27.62	-----	46.85
TF-9	01/11/13	74.47	-----	29.14	-----	45.33
TF-9	04/03/13	74.47	-----	28.93	-----	45.54
TF-9	10/02/13	74.47	-----	29.83	-----	44.64
TF-9	04/09/14	74.47	-----	30.43	-----	44.04
TF-9	04/17/14	74.47	-----	30.32	-----	44.15
TF-9	10/27/14	74.47	-----	30.67	-----	43.80
TF-9	Well decommissioned in December 2014 prior to remedial excavation					
TF-9R	10/03/17	78.00	-----	37.05	-----	40.95
TF-9R	04/16/18	78.00	-----	37.34	-----	40.66
TF-9R	11/05/18	78.00	-----	37.81	-----	40.19
TF-9R	10/28/19	78.00	-----	38.14	-----	39.86
TF-9R	05/04/20	78.00	-----	36.45	-----	41.55
TF-9R	10/19/20	78.00	-----	37.25	-----	40.75
TF-9R	05/04/21	78.00	-----	37.64	-----	40.36
TF-9R	11/02/21	78.00	-----	38.04	-----	39.96
TF-9R	05/10/22	78.00	-----	38.27	-----	39.73
TF-9R	10/31/22	78.00	-----	36.09	-----	41.91
TF-10	11/20/96	74.19	-----	28.03	-----	46.16
TF-10	07/01/97	74.19	-----	30.60	-----	43.59
TF-10	12/31/97	74.19	-----	27.97	-----	46.22
TF-10	05/01/98	74.19	-----	25.40	-----	48.79
TF-10	05/25/99	74.19	-----	26.79	-----	47.40
TF-10	05/15/00	74.19	-----	26.05	-----	48.14
TF-10	04/08/02	73.61	-----	26.16	-----	47.45
TF-10	09/19/02	74.19	-----	27.28	-----	46.91
TF-10	10/21/02	73.61	-----	26.50	-----	47.11
TF-10	04/22/03	73.61	-----	25.95	-----	47.66

APPENDIX C
HISTORICAL GROUNDWATER ELEVATIONS, NOVEMBER 1996 THROUGH NOVEMBER 2022
Defense Fuel Support Point Norwalk
15306 Norwalk Boulevard, Norwalk, California 90650

Well	Date	Top of Casing Elevation (feet MSL)	Depth to Product (feet btc)	Depth to Groundwater (feet btc)	Measured Product Thickness (feet)	Groundwater Elevation (feet MSL)
TF-10	10/06/03	73.61	-----	25.60	-----	48.01
TF-10	04/19/04	73.61	-----	26.82	-----	46.79
TF-10	11/01/04	73.61	-----	27.32	-----	46.29
TF-10	02/28/05	73.61	-----	23.82	-----	49.79
TF-10	05/02/05	73.61	-----	22.32	-----	51.29
TF-10	03/06/06	73.61	-----	22.89	-----	50.72
TF-10	05/01/06	73.61	-----	23.00	-----	50.61
TF-10	08/26/06	73.61	-----	24.20	-----	49.41
TF-10	12/01/06	73.61	-----	24.52	-----	49.09
TF-10	03/21/07	73.61	-----	24.00	-----	49.61
TF-10	04/30/07	73.61	-----	24.15	-----	49.46
TF-10	08/28/07	74.19	-----	24.21	-----	49.98
TF-10	11/12/07	73.61	-----	25.66	-----	47.95
TF-10	02/05/08	74.19	-----	25.11	-----	49.08
TF-10	04/11/08	73.61	-----	25.24	-----	48.37
TF-10	07/24/08	73.61	-----	24.91	-----	48.70
TF-10	10/14/08	73.61	-----	25.48	-----	48.13
TF-10	02/10/09	74.19	-----	25.94	-----	48.25
TF-10	07/16/09	73.61	-----	27.02	-----	46.59
TF-10	04/08/10	73.61	-----	25.75	-----	47.86
TF-10	10/01/10	73.61	-----	26.93	-----	46.68
TF-10	01/07/11	73.61	-----	26.64	-----	46.97
TF-10	04/08/11	73.61	-----	24.92	-----	48.69
TF-10	07/08/11	73.61	-----	25.15	-----	48.46
TF-10	10/06/11	73.61	-----	25.54	-----	48.07
TF-10	04/12/12	73.61	-----	26.72	-----	46.89
TF-10	01/11/13	73.61	-----	28.42	-----	45.19
TF-10	04/03/13	73.61	-----	28.19	-----	45.42
TF-11	11/20/96	74.95	-----	32.55	-----	42.40
TF-11	07/01/97	74.95	32.60	32.75	0.15	NC
TF-11	12/31/97	74.95	-----	28.52	-----	46.43
TF-11	05/01/98	74.95	-----	25.99	-----	48.96
TF-11	05/25/99	74.95	26.60	26.62	0.02	NC
TF-11	05/15/00	74.95	-----	26.63	-----	48.32
TF-11	05/07/01	74.95	-----	28.50	-----	46.45
TF-11	04/08/02	74.40	-----	25.64	-----	48.76
TF-11	09/19/02	74.95	28.15	28.33	0.18	NC
TF-11	10/21/02	74.95	-----	27.02	-----	47.93
TF-11	04/22/03	74.40	-----	31.15	-----	43.25
TF-11	10/06/03	74.40	-----	27.12	-----	47.28
TF-11	04/19/04	74.95	-----	28.56	-----	46.39
TF-11	11/01/04	74.95	-----	27.86	-----	47.09
TF-11	02/28/05	74.95	-----	23.82	-----	51.13

APPENDIX C
HISTORICAL GROUNDWATER ELEVATIONS, NOVEMBER 1996 THROUGH NOVEMBER 2022
Defense Fuel Support Point Norwalk
15306 Norwalk Boulevard, Norwalk, California 90650

Well	Date	Top of Casing Elevation (feet MSL)	Depth to Product (feet btc)	Depth to Groundwater (feet btc)	Measured Product Thickness (feet)	Groundwater Elevation (feet MSL)
TF-11	05/02/05	74.95	-----	22.90	-----	52.05
TF-11	03/06/06	74.95	-----	24.31	-----	50.64
TF-11	05/01/06	74.95	-----	24.35	-----	50.60
TF-11	08/26/06	74.95	-----	24.79	-----	50.16
TF-11	12/01/06	74.95	-----	25.17	-----	49.78
TF-11	03/21/07	74.95	-----	25.26	-----	49.69
TF-11	04/30/07	74.40	-----	25.62	-----	48.78
TF-11	08/28/07	74.95	-----	26.06	-----	48.89
TF-11	11/12/07	74.95	-----	26.26	-----	48.69
TF-11	02/05/08	74.95	-----	27.15	-----	47.80
TF-11	04/11/08	74.40	-----	25.87	-----	48.53
TF-11	07/24/08	74.40	-----	26.05	-----	48.35
TF-11	10/14/08	74.40	-----	26.85	-----	47.55
TF-11	02/10/09	74.95	-----	26.90	-----	48.05
TF-11	07/16/09	74.95	-----	27.70	-----	47.25
TF-11	04/08/10	74.95	-----	27.11	-----	47.84
TF-11	10/01/10	74.40	-----	27.62	-----	46.78
TF-11	01/08/11	74.40	-----	27.17	-----	47.23
TF-11	04/08/11	74.40	-----	24.98	-----	49.42
TF-11	07/08/11	74.40	-----	25.40	-----	49.00
TF-11	10/06/11	74.40	-----	26.07	-----	48.33
TF-11	04/12/12	74.40	-----	27.51	-----	46.89
TF-11	01/11/13	74.40	-----	29.45	-----	44.95
TF-11	04/03/13	74.40	-----	29.35	-----	45.05
TF-13	11/20/96	75.90	-----	30.90	-----	45.00
TF-13	07/01/97	75.90	30.90	30.95	0.05	NC
TF-13	12/31/97	75.90	28.05	30.97	2.92	NC
TF-13	05/01/98	75.90	30.65	31.10	0.45	NC
TF-13	05/25/99	75.90	27.12	27.40	0.28	NC
TF-13	05/15/00	75.90	31.25	31.65	0.40	NC
TF-13	05/07/01	75.90	-----	31.20	-----	44.70
TF-13	04/08/02	75.47	-----	28.10	-----	47.37
TF-13	09/19/02	75.90	-----	28.76	-----	47.14
TF-13	10/21/02	75.90	-----	31.10	-----	44.80
TF-13	04/22/03	75.47	-----	31.05	-----	44.42
TF-13	10/06/03	75.47	-----	27.65	-----	47.82
TF-13	04/19/04	75.90	-----	29.03	-----	46.87
TF-13	11/01/04	75.90	-----	28.05	-----	47.85
TF-13	02/28/05	75.90	-----	24.22	-----	51.68
TF-13	05/02/05	75.90	-----	22.24	-----	53.66
TF-13	03/06/06	75.90	-----	25.37	-----	50.53
TF-13	05/01/06	75.90	-----	25.22	-----	50.68
TF-13	08/26/06	75.90	-----	25.63	-----	50.27

APPENDIX C
HISTORICAL GROUNDWATER ELEVATIONS, NOVEMBER 1996 THROUGH NOVEMBER 2022
Defense Fuel Support Point Norwalk
15306 Norwalk Boulevard, Norwalk, California 90650

Well	Date	Top of Casing Elevation (feet MSL)	Depth to Product (feet btc)	Depth to Groundwater (feet btc)	Measured Product Thickness (feet)	Groundwater Elevation (feet MSL)
TF-13	12/01/06	75.90	-----	25.96	-----	49.94
TF-13	03/21/07	75.90	-----	26.52	-----	49.38
TF-13	04/30/07	75.90	-----	26.52	-----	49.38
TF-13	08/28/07	75.90	-----	26.69	-----	49.21
TF-13	11/12/07	75.47	-----	27.11	-----	48.36
TF-13	02/05/08	75.90	-----	27.32	-----	48.58
TF-13	04/14/08	75.90	-----	26.73	-----	49.17
TF-13	07/24/08	75.47	-----	27.02	-----	48.45
TF-13	10/14/08	75.90	-----	27.81	-----	48.09
TF-13	02/10/09	75.90	-----	26.14	-----	49.76
TF-13	07/17/09	75.90	-----	27.81	-----	48.09
TF-13	04/08/10	75.90	-----	28.14	-----	47.76
TF-13	10/01/10	75.47	-----	28.63	-----	46.84
TF-13	01/08/11	75.47	-----	28.21	-----	47.26
TF-13	04/07/11	75.47	-----	26.85	-----	48.62
TF-13	07/08/11	75.47	-----	27.13	-----	48.34
TF-13	10/07/11	75.47	-----	27.63	-----	47.84
TF-13	01/10/13	75.47	-----	30.15	-----	45.32
TF-13	04/03/13	75.47	-----	30.00	-----	45.47
TF-14	11/20/96	74.78	30.45	31.11	0.66	NC
TF-14	07/01/97	74.78	30.60	31.10	0.50	NC
TF-14	12/31/97	74.78	27.03	31.85	4.82	NC
TF-14	05/01/98	74.78	29.95	30.75	0.80	NC
TF-14	05/25/99	74.78	25.60	28.86	3.26	NC
TF-14	05/15/00	74.78	26.65	27.95	1.30	NC
TF-14	05/07/01	74.78	-----	26.30	-----	48.48
TF-14	04/08/02	74.35	28.40	28.48	0.08	NC
TF-14	09/19/02	74.78	-----	27.68	-----	47.10
TF-14	10/21/02	74.78	-----	28.42	-----	46.36
TF-14	04/22/03	74.35	-----	26.61	-----	47.74
TF-14	10/06/03	74.35	-----	26.52	-----	47.83
TF-14	04/19/04	74.35	-----	27.94	-----	46.41
TF-14	11/01/04	74.35	-----	27.24	-----	47.11
TF-14	02/28/05	74.35	-----	23.62	-----	50.73
TF-14	05/02/05	74.35	-----	22.51	-----	51.84
TF-14	03/06/06	74.78	-----	24.06	-----	50.72
TF-14	05/01/06	74.78	-----	24.13	-----	50.65
TF-14	08/26/06	74.78	-----	24.54	-----	50.24
TF-14	12/01/06	74.78	-----	24.82	-----	49.96
TF-14	03/21/07	74.78	-----	25.24	-----	49.54
TF-14	04/30/07	74.78	-----	25.37	-----	49.41
TF-14	08/28/07	74.78	-----	25.89	-----	48.89
TF-14	11/12/07	74.35	-----	25.91	-----	48.44

APPENDIX C
HISTORICAL GROUNDWATER ELEVATIONS, NOVEMBER 1996 THROUGH NOVEMBER 2022
Defense Fuel Support Point Norwalk
15306 Norwalk Boulevard, Norwalk, California 90650

Well	Date	Top of Casing Elevation (feet MSL)	Depth to Product (feet btc)	Depth to Groundwater (feet btc)	Measured Product Thickness (feet)	Groundwater Elevation (feet MSL)
TF-14	02/05/08	74.78	-----	26.95	-----	47.83
TF-14	04/14/08	74.78	-----	26.55	-----	48.23
TF-14	07/24/08	74.35	-----	26.05	-----	48.30
TF-14	10/14/08	74.78	-----	26.63	-----	48.15
TF-14	02/10/09	74.78	-----	26.91	-----	47.87
TF-14	07/17/09	74.78	-----	26.91	-----	47.87
TF-14	04/08/10	74.78	-----	26.92	-----	47.86
TF-14	10/01/10	74.35	-----	27.42	-----	46.93
TF-14	04/08/11	74.35	-----	25.65	-----	48.70
TF-14	07/08/11	74.35	-----	25.93	-----	48.42
TF-14	10/06/11	74.35	-----	26.41	-----	47.94
TF-14	04/12/12	74.35	-----	27.49	-----	46.86
TF-14	01/10/13	74.35	-----	29.25	-----	45.10
TF-14	04/03/13	74.35	-----	28.76	-----	45.59
TF-15	11/20/96	75.40	31.09	31.42	0.33	NC
TF-15	07/01/97	75.40	31.40	31.65	0.25	NC
TF-15	12/31/97	75.40	27.79	31.56	3.77	NC
TF-15	05/01/98	75.40	28.35	30.05	1.70	NC
TF-15	05/25/99	75.40	26.41	26.94	0.53	NC
TF-15	05/15/00	75.40	28.90	29.54	0.64	NC
TF-15	05/07/01	75.40	28.90	29.30	0.40	NC
TF-15	04/08/02	74.78	-----	27.56	-----	47.22
TF-15	09/19/02	75.40	-----	28.21	-----	47.19
TF-15	10/21/02	75.40	29.00	29.24	0.24	NC
TF-15	04/22/03	74.78	-----	27.45	-----	47.33
TF-15	10/06/03	74.78	-----	27.03	-----	47.75
TF-15	04/19/04	74.78	-----	28.17	-----	46.61
TF-15	11/01/04	74.78	27.77	27.79	0.02	NC
TF-15	02/28/05	74.78	-----	23.05	-----	51.73
TF-15	05/02/05	74.78	-----	21.67	-----	53.11
TF-15	03/06/06	75.40	-----	23.91	-----	51.49
TF-15	05/01/06	75.40	-----	23.90	-----	51.50
TF-15	08/26/06	75.40	-----	24.49	-----	50.91
TF-15	12/01/06	75.40	-----	25.31	-----	50.09
TF-15	03/21/07	75.40	-----	25.18	-----	50.22
TF-15	04/30/07	75.40	-----	25.88	-----	49.52
TF-15	08/28/07	75.40	-----	25.62	-----	49.78
TF-15	11/12/07	74.78	-----	26.39	-----	48.39
TF-15	02/05/08	75.40	-----	26.42	-----	48.98
TF-15	04/14/08	75.40	-----	25.72	-----	49.68
TF-15	07/24/08	74.78	-----	26.72	-----	48.06
TF-15	10/14/08	75.40	-----	27.29	-----	48.11
TF-15	02/10/09	75.40	-----	27.78	-----	47.62

APPENDIX C
HISTORICAL GROUNDWATER ELEVATIONS, NOVEMBER 1996 THROUGH NOVEMBER 2022
Defense Fuel Support Point Norwalk
15306 Norwalk Boulevard, Norwalk, California 90650

Well	Date	Top of Casing Elevation (feet MSL)	Depth to Product (feet btc)	Depth to Groundwater (feet btc)	Measured Product Thickness (feet)	Groundwater Elevation (feet MSL)
TF-15	07/17/09	75.40	-----	26.82	-----	48.58
TF-15	04/08/10	75.40	-----	27.43	-----	47.97
TF-15	10/01/10	74.78	-----	28.03	-----	46.75
TF-15	01/08/11	74.78	-----	27.55	-----	47.23
TF-15	04/08/11	74.78	-----	25.96	-----	48.82
TF-15	07/08/11	74.78	-----	26.33	-----	48.45
TF-15	10/06/11	74.78	-----	26.81	-----	47.97
TF-15	04/12/12	74.78	-----	27.94	-----	46.84
TF-15	01/11/13	74.78	29.50	29.63	0.13	NC
TF-15	04/03/13	74.78	-----	29.22	-----	45.56
TF-15	10/02/13	74.78	29.97	30.04	0.07	NC
TF-15	04/09/14	74.78	30.22	32.25	2.03	NC
TF-15	04/16/14	74.78	30.18	32.06	1.88	NC
TF-15	10/27/14	74.78	30.31	30.86	0.55	NC
TF-15	04/20/15	74.78	30.68	33.50	2.82	NC
TF-15	04/20/17	74.78	-----	31.88	-----	42.90
TF-15	04/16/18	74.78	34.18	36.68	2.50	NC
TF-15	11/05/18	74.78	35.15	35.85	0.70	NC
TF-15	04/15/19	74.78	33.28	33.65	0.37	NC
TF-15	10/30/19	74.78	34.49	36.28	1.79	NC
TF-15	05/05/20	74.78	-----	34.15	-----	40.63
TF-15	10/19/20	74.78	-----	34.29	-----	40.49
TF-15	05/04/21	74.78	-----	34.45	-----	40.33
TF-15	11/03/21	74.78	-----	35.53	-----	39.25
TF-15	05/11/22	74.78	-----	35.63	-----	39.15
TF-15	11/01/22	74.78	-----	36.12	-----	38.66
TF-16	11/20/96	76.48	32.52	32.75	0.23	NC
TF-16	07/01/97	76.48	32.50	33.10	0.60	NC
TF-16	12/31/97	76.48	28.69	32.79	4.10	NC
TF-16	05/01/98	76.48	32.07	32.61	0.54	NC
TF-16	05/25/99	76.48	27.82	27.90	0.08	NC
TF-16	05/15/00	76.48	32.03	32.48	0.45	NC
TF-16	05/07/01	76.48	31.96	32.20	0.24	NC
TF-16	04/08/02	75.89	31.40	31.49	0.09	NC
TF-16	09/19/02	76.48	-----	29.36	-----	47.12
TF-16	10/21/02	76.48	-----	32.21	-----	44.27
TF-16	04/22/03	75.89	-----	28.22	-----	47.67
TF-16	10/06/03	75.89	-----	28.10	-----	47.79
TF-16	04/19/04	76.48	-----	29.16	-----	47.32
TF-16	11/01/04	76.48	-----	28.95	-----	47.53
TF-16	02/28/05	76.48	-----	25.20	-----	51.28
TF-16	05/02/05	76.48	-----	23.70	-----	52.78
TF-16	03/06/06	76.48	-----	25.54	-----	50.94

APPENDIX C
HISTORICAL GROUNDWATER ELEVATIONS, NOVEMBER 1996 THROUGH NOVEMBER 2022
Defense Fuel Support Point Norwalk
15306 Norwalk Boulevard, Norwalk, California 90650

Well	Date	Top of Casing Elevation (feet MSL)	Depth to Product (feet btc)	Depth to Groundwater (feet btc)	Measured Product Thickness (feet)	Groundwater Elevation (feet MSL)
TF-16	05/01/06	76.48	-----	25.66	-----	50.82
TF-16	08/26/06	76.48	-----	26.06	-----	50.42
TF-16	12/01/06	76.48	-----	26.45	-----	50.03
TF-16	03/21/07	76.48	-----	26.52	-----	49.96
TF-16	04/30/07	76.48	-----	27.04	-----	49.44
TF-16	08/28/07	76.48	-----	27.11	-----	49.37
TF-16	11/12/07	75.89	-----	27.60	-----	48.29
TF-16	02/05/08	76.48	-----	27.94	-----	48.54
TF-16	04/14/08	76.48	-----	27.17	-----	49.31
TF-16	07/24/08	75.89	-----	27.50	-----	48.39
TF-16	10/14/08	76.48	-----	28.37	-----	48.11
TF-16	02/10/09	76.48	-----	27.73	-----	48.75
TF-16	04/20/09	75.89	-----	27.63	-----	48.26
TF-16	07/17/09	76.48	-----	28.35	-----	48.13
TF-16	10/19/09	75.89	-----	29.66	-----	46.23
TF-16	04/08/10	76.48	-----	27.06	-----	49.42
TF-16	04/12/10	75.89	-----	27.36	-----	48.53
TF-16	10/01/10	75.89	-----	28.59	-----	47.30
TF-16	01/08/11	75.89	-----	28.72	-----	47.17
TF-16	04/07/11	75.89	-----	27.18	-----	48.71
TF-16	07/08/11	75.89	-----	27.51	-----	48.38
TF-16	10/07/11	75.89	-----	28.10	-----	47.79
TF-16	04/12/12	75.89	-----	29.05	-----	46.84
TF-16	04/19/12	75.89	-----	29.08	-----	46.81
TF-16	01/11/13	75.89	-----	30.63	-----	45.26
TF-16	04/03/13	75.89	-----	30.47	-----	45.42
TF-16	04/08/13	75.89	-----	30.25	-----	45.64
TF-16	10/02/13	75.89	-----	31.16	-----	44.73
TF-16	04/09/14	75.89	-----	31.68	-----	44.21
TF-16	04/16/14	75.89	-----	32.42	-----	43.47
TF-16	10/27/14	75.89	31.58	32.92	1.34	NC
TF-16	04/20/15	75.89	31.87	34.70	2.83	NC
TF-16	04/11/16	75.89	33.41	36.15	2.74	NC
TF-16	10/03/16	75.89	33.73	37.12	3.39	NC
TF-16	04/19/17	75.89	33.26	33.53	0.27	NC
TF-16	09/27/17	75.89	33.84	35.17	1.33	NC
TF-16	04/16/18	75.89	34.82	35.14	0.32	NC
TF-16	11/05/18	75.89	34.80	37.70	2.90	NC
TF-16	04/15/19	75.89	34.15	35.02	0.87	NC
TF-16	10/30/19	75.89	34.69	35.73	1.04	NC
TF-16	05/05/20	75.89	-----	34.54	-----	41.35
TF-16	10/19/20	75.89	-----	34.88	-----	41.01
TF-16	05/04/21	75.89	-----	35.35	-----	40.54
TF-16	11/02/21	75.89	-----	35.63	-----	40.26

APPENDIX C
HISTORICAL GROUNDWATER ELEVATIONS, NOVEMBER 1996 THROUGH NOVEMBER 2022
Defense Fuel Support Point Norwalk
15306 Norwalk Boulevard, Norwalk, California 90650

Well	Date	Top of Casing Elevation (feet MSL)	Depth to Product (feet btc)	Depth to Groundwater (feet btc)	Measured Product Thickness (feet)	Groundwater Elevation (feet MSL)
TF-16	05/10/22	75.89	-----	35.86	-----	40.03
TF-16	11/01/22	75.89	-----	36.31	-----	39.58
TF-17	11/20/96	75.26	30.00	30.53	0.53	NC
TF-17	07/01/97	75.26	30.10	30.20	0.10	NC
TF-17	12/31/97	75.26	-----	27.50	-----	47.76
TF-17	05/01/98	75.26	24.86	25.18	0.32	NC
TF-17	05/25/99	75.26	25.40	28.24	2.84	NC
TF-17	05/15/00	75.26	28.84	29.32	0.48	NC
TF-17	05/07/01	75.26	-----	26.20	-----	49.06
TF-17	04/08/02	74.88	27.01	27.04	0.03	NC
TF-17	09/19/02	75.26	-----	28.68	-----	46.58
TF-17	10/21/02	75.26	-----	27.40	-----	47.86
TF-17	04/22/03	74.88	27.85	27.99	0.14	NC
TF-17	10/06/03	74.88	-----	26.63	-----	48.25
TF-17	04/19/04	75.26	27.32	28.83	1.51	NC
TF-17	11/01/04	75.26	27.80	28.30	0.50	NC
TF-17	02/28/05	75.26	22.62	23.33	0.71	NC
TF-17	05/02/05	75.26	21.57	22.25	0.68	NC
TF-17	03/06/06	75.26	23.42	23.98	0.56	NC
TF-17	05/01/06	75.26	23.39	26.35	2.96	NC
TF-17	08/26/06	75.26	24.08	26.52	2.44	NC
TF-17	12/01/06	74.88	24.77	26.62	1.85	NC
TF-17	03/21/07	75.26	24.67	25.02	0.35	NC
TF-17	04/30/07	75.26	25.00	26.16	1.16	NC
TF-17	11/09/07	74.88	25.35	26.01	0.66	NC
TF-17	02/05/08	75.26	25.98	28.18	2.20	NC
TF-17	07/24/08	75.26	26.15	27.29	1.14	NC
TF-17	10/13/08	75.26	26.67	27.95	1.28	NC
TF-17	02/10/09	75.26	26.05	27.66	1.61	NC
TF-17	07/17/09	74.88	26.90	27.64	0.74	NC
TF-17	04/08/10	74.88	26.76	26.78	0.02	NC
TF-17	10/01/10	74.88	27.72	28.14	0.42	NC
TF-17	04/08/11	74.88	-----	25.74	-----	49.14
TF-17	07/08/11	74.88	-----	26.40	-----	48.48
TF-17	10/06/11	74.88	-----	27.07	-----	47.81
TF-17	04/12/12	74.88	-----	27.96	-----	46.92
TF-17	01/11/13	74.88	-----	29.55	-----	45.33
TF-17	04/03/13	74.88	-----	29.71	-----	45.17
TF-17	10/02/13	74.88	-----	30.42	-----	44.46
TF-17	04/09/14	74.88	-----	30.97	-----	43.91
TF-17	04/16/14	74.88	-----	30.59	-----	44.29
TF-17	10/27/14	74.88	-----	31.16	-----	43.72
TF-17	Well decommissioned in December 2014 prior to remedial excavation					

APPENDIX C
HISTORICAL GROUNDWATER ELEVATIONS, NOVEMBER 1996 THROUGH NOVEMBER 2022
Defense Fuel Support Point Norwalk
15306 Norwalk Boulevard, Norwalk, California 90650

Well	Date	Top of Casing Elevation (feet MSL)	Depth to Product (feet btc)	Depth to Groundwater (feet btc)	Measured Product Thickness (feet)	Groundwater Elevation (feet MSL)
TF-17R/EP-72	04/16/18	77.63	36.22	37.29	1.07	NC
TF-17R/EP-72	11/05/18	77.63	36.78	39.04	2.26	NC
TF-17R/EP-72	04/15/19	77.63	35.80	36.64	0.84	NC
TF-17R/EP-72	10/30/19	77.63	-----	31.16	-----	46.47
TF-17R/EP-72	05/05/20	77.63	-----	35.85	-----	41.78
TF-17R/EP-72	10/19/20	77.63	-----	36.21	-----	41.42
TF-17R/EP-72	05/04/21	77.63	-----	36.59	-----	41.04
TF-17R/EP-72	05/04/21	77.63	-----	36.59	-----	41.04
TF-17R/EP-72	11/03/21	77.63	-----	37.59	-----	40.04
TF-17R/EP-72	05/11/22	77.63	-----	37.19	-----	40.44
TF-17R/EP-72	11/01/22	77.63	-----	38.06	-----	39.57
TF-18	05/25/99	73.94	24.22	25.83	1.61	NC
TF-18	05/15/00	73.94	25.13	26.22	1.09	NC
TF-18	05/07/01	73.94	-----	25.30	-----	48.64
TF-18	04/08/02	73.94	27.10	27.42	0.32	NC
TF-18	09/19/02	73.94	25.80	26.89	1.09	NC
TF-18	10/21/02	73.94	27.92	27.94	0.02	NC
TF-18	04/22/03	73.94	-----	28.11	-----	45.83
TF-18	10/06/03	73.94	25.09	25.28	0.19	NC
TF-18	04/19/04	73.94	-----	26.00	-----	47.94
TF-18	11/01/04	73.94	26.25	27.76	1.51	NC
TF-18	02/28/05	73.94	-----	22.27	-----	51.67
TF-18	05/02/05	73.94	20.45	20.67	0.22	NC
TF-18	03/06/06	73.94	22.62	22.67	0.05	NC
TF-18	05/01/06	73.94	22.57	22.59	0.02	NC
TF-18	08/26/06	73.94	23.14	23.29	0.15	NC
TF-18	12/01/06	73.94	-----	23.97	-----	49.97
TF-18	03/21/07	73.94	23.91	24.02	0.11	NC
TF-18	04/30/07	73.94	24.30	24.35	0.05	NC
TF-18	11/09/07	73.94	-----	24.85	-----	49.09
TF-18	02/05/08	73.94	-----	25.49	-----	48.45
TF-18	07/24/08	73.94	-----	24.97	-----	48.97
TF-18	10/14/08	73.94	-----	25.62	-----	48.32
TF-18	02/10/09	73.94	-----	25.88	-----	48.06
TF-18	07/16/09	73.94	-----	26.42	-----	47.52
TF-18	04/08/10	73.94	25.70	25.73	0.03	NC
TF-18	10/01/10	73.94	-----	26.35	-----	47.59
TF-18	01/08/11	73.94	26.65	26.86	0.21	NC
TF-18	04/07/11	73.94	24.95	25.11	0.16	NC
TF-18	07/08/11	73.94	25.30	25.40	0.10	NC
TF-18	10/06/11	73.94	25.95	25.97	0.02	NC
TF-18	04/12/12	73.94	-----	27.30	-----	46.64
TF-18	01/10/13	73.94	27.85	30.25	2.40	NC

APPENDIX C
HISTORICAL GROUNDWATER ELEVATIONS, NOVEMBER 1996 THROUGH NOVEMBER 2022
Defense Fuel Support Point Norwalk
15306 Norwalk Boulevard, Norwalk, California 90650

Well	Date	Top of Casing Elevation (feet MSL)	Depth to Product (feet btc)	Depth to Groundwater (feet btc)	Measured Product Thickness (feet)	Groundwater Elevation (feet MSL)
TF-18	04/03/13	73.94	28.04	28.80	0.76	NC
TF-18	10/02/13	73.94	28.68	29.47	0.79	NC
TF-18	04/09/14	73.94	29.37	30.90	1.53	NC
TF-18	04/16/14	73.94	29.38	31.15	1.77	NC
TF-18	10/27/14	73.94	29.48	30.91	1.43	NC
TF-18	04/20/15	73.94	29.36	30.11	0.75	NC
TF-18	10/20/15	73.94	30.41	33.06	2.65	NC
TF-18	04/11/16	73.94	31.12	34.08	2.96	NC
TF-18	10/03/16	73.94	31.61	34.35	2.74	NC
TF-18	04/20/17	73.94	-----	30.92	-----	43.02
TF-18	09/27/17	73.94	31.42	33.12	1.70	NC
TF-18	04/16/18	73.94	32.67	35.60	2.93	NC
TF-18	11/05/18	73.94	33.30	35.98	2.68	NC
TF-18	04/15/19	73.94	32.45	32.46	0.01	NC
TF-18	10/30/19	74.16	-----	33.09	-----	41.07
TF-18	05/05/20	74.16	-----	31.35	-----	42.81
TF-18	10/19/20	74.16	-----	31.37	-----	42.79
TF-18	05/04/21	74.16	-----	32.82	-----	41.34
TF-18	11/03/21	74.16	-----	33.02	-----	41.14
TF-18	05/11/22	74.16	-----	32.21	-----	41.95
TF-18	11/02/22	74.16	-----	33.31	-----	40.85
TF-19	11/20/96	75.61	-----	29.06	-----	46.55
TF-19	07/01/97	75.61	29.20	29.30	0.10	NC
TF-19	12/31/97	75.61	-----	28.27	-----	47.34
TF-19	05/01/98	75.61	-----	25.70	-----	49.91
TF-19	05/25/99	75.61	-----	26.42	-----	49.19
TF-19	05/15/00	75.61	32.33	32.90	0.57	NC
TF-19	05/07/01	75.61	-----	28.61	-----	47.00
TF-19	04/08/02	75.07	-----	26.40	-----	48.67
TF-19	09/19/02	75.61	-----	27.90	-----	47.71
TF-19	10/21/02	75.61	-----	27.08	-----	48.53
TF-19	04/22/03	75.07	-----	27.09	-----	47.98
TF-19	10/06/03	75.07	-----	26.87	-----	48.20
TF-19	04/19/04	75.07	-----	26.90	-----	48.17
TF-19	11/01/04	75.61	-----	28.20	-----	47.41
TF-19	02/28/05	75.61	-----	23.79	-----	51.82
TF-19	05/02/05	75.61	-----	22.25	-----	53.36
TF-19	03/06/06	75.61	-----	24.62	-----	50.99
TF-19	05/01/06	75.61	-----	24.60	-----	51.01
TF-19	08/26/06	75.61	-----	25.11	-----	50.50
TF-19	12/01/06	75.61	-----	25.60	-----	50.01
TF-19	03/21/07	75.61	-----	25.96	-----	49.65
TF-19	04/30/07	75.61	-----	26.07	-----	49.54

APPENDIX C
HISTORICAL GROUNDWATER ELEVATIONS, NOVEMBER 1996 THROUGH NOVEMBER 2022
Defense Fuel Support Point Norwalk
15306 Norwalk Boulevard, Norwalk, California 90650

Well	Date	Top of Casing Elevation (feet MSL)	Depth to Product (feet btc)	Depth to Groundwater (feet btc)	Measured Product Thickness (feet)	Groundwater Elevation (feet MSL)
TF-19	08/28/07	75.61	-----	26.21	-----	49.40
TF-19	11/12/07	75.61	-----	26.66	-----	48.95
TF-19	02/05/08	75.61	-----	27.15	-----	48.46
TF-19	04/14/08	75.61	-----	26.12	-----	49.49
TF-19	07/24/08	75.61	-----	26.95	-----	48.66
TF-19	10/14/08	75.61	-----	27.40	-----	48.21
TF-19	02/10/09	75.61	-----	27.70	-----	47.91
TF-19	07/16/09	75.61	-----	27.69	-----	47.92
TF-19	04/08/10	75.61	-----	27.48	-----	48.13
TF-19	10/01/10	75.07	-----	28.11	-----	46.96
TF-19	01/08/11	75.07	-----	27.66	-----	47.41
TF-19	04/07/11	75.07	-----	25.96	-----	49.11
TF-19	07/08/11	75.07	-----	26.37	-----	48.70
TF-19	10/06/11	75.07	-----	27.00	-----	48.07
TF-19	04/12/12	75.07	-----	28.08	-----	46.99
TF-19	01/10/13	75.07	-----	29.38	-----	45.69
TF-19	04/03/13	75.07	-----	29.45	-----	45.62
TF-19	10/02/13	75.07	-----	30.14	-----	44.93
TF-19	04/09/14	75.07	-----	30.68	-----	44.39
TF-19	04/16/14	75.07	30.75	30.76	0.01	NC
TF-19	10/27/14	75.07	30.72	31.46	0.74	NC
TF-19	04/20/15	75.07	30.77	33.03	2.26	NC
TF-19	10/20/15	75.07	32.45	32.46	0.01	NC
TF-19	04/11/16	75.07	-----	33.03	-----	42.04
TF-19	10/03/16	75.07	-----	32.92	-----	42.15
TF-19	04/20/17	75.07	-----	31.60	-----	43.47
TF-19	10/03/17	75.07	-----	32.73	-----	42.34
TF-19	04/16/18	75.07	-----	33.67	-----	41.40
TF-19	11/05/18	75.07	-----	34.28	-----	40.79
TF-19	05/10/19	75.07	-----	32.36	-----	42.71
TF-19	10/29/19	75.07	-----	33.14	-----	41.93
TF-19	05/05/20	75.07	-----	32.58	-----	42.49
TF-19	10/19/20	75.07	-----	32.63	-----	42.44
TF-19	11/02/20	75.07	-----	32.41	-----	42.66
TF-19	05/04/21	75.07	-----	33.33	-----	41.74
TF-19	11/03/21	75.07	-----	34.39	-----	40.68
TF-19	05/11/22	75.07	-----	33.74	-----	41.33
TF-19	11/02/22	75.07	-----	34.57	-----	40.50
TF-20	11/20/96	75.59	-----	29.02	-----	46.57
TF-20	07/01/97	75.59	-----	29.40	-----	46.19
TF-20	12/31/97	75.59	-----	28.49	-----	47.10
TF-20	05/01/98	75.59	-----	25.93	-----	49.66
TF-20	05/25/99	75.59	-----	26.74	-----	48.85

APPENDIX C
HISTORICAL GROUNDWATER ELEVATIONS, NOVEMBER 1996 THROUGH NOVEMBER 2022
Defense Fuel Support Point Norwalk
15306 Norwalk Boulevard, Norwalk, California 90650

Well	Date	Top of Casing Elevation (feet MSL)	Depth to Product (feet btc)	Depth to Groundwater (feet btc)	Measured Product Thickness (feet)	Groundwater Elevation (feet MSL)
TF-20	05/15/00	75.59	-----	31.44	-----	44.15
TF-20	05/07/01	75.59	-----	27.96	-----	47.63
TF-20	04/08/02	75.08	-----	31.40	-----	43.68
TF-20	09/19/02	75.59	-----	28.52	-----	47.07
TF-20	10/21/02	75.59	-----	31.29	-----	44.30
TF-20	04/22/03	75.08	-----	31.28	-----	43.80
TF-20	10/06/03	75.08	-----	27.60	-----	47.48
TF-20	04/19/04	75.08	-----	27.78	-----	47.30
TF-20	11/01/04	75.59	-----	28.88	-----	46.71
TF-20	02/28/05	75.59	-----	24.92	-----	50.67
TF-20	05/02/05	75.59	-----	22.54	-----	53.05
TF-20	03/06/06	75.59	24.34	24.48	0.14	NC
TF-20	05/01/06	75.59	24.67	27.70	3.03	NC
TF-20	08/26/06	75.59	25.05	28.68	3.63	NC
TF-20	12/01/06	75.59	25.48	29.67	4.19	NC
TF-20	03/21/07	75.59	25.42	25.49	0.07	NC
TF-20	04/30/07	75.59	-----	25.84	-----	49.75
TF-20	11/09/07	75.59	26.45	29.02	2.57	NC
TF-20	02/05/08	75.08	27.47	28.65	1.18	NC
TF-20	07/24/08	75.08	-----	27.51	-----	47.57
TF-20	10/13/08	75.08	-----	28.28	-----	46.80
TF-20	02/10/09	75.08	27.24	27.85	0.61	NC
TF-20	07/17/09	75.08	-----	28.02	-----	47.06
TF-20	04/08/10	75.08	-----	27.59	-----	47.49
TF-20	10/01/10	75.08	-----	28.47	-----	46.61
TF-20	01/08/11	75.08	-----	28.73	-----	46.35
TF-20	04/08/11	75.08	-----	26.90	-----	48.18
TF-20	07/08/11	75.08	-----	27.45	-----	47.63
TF-20	10/06/11	75.08	-----	28.05	-----	47.03
TF-20	04/12/12	75.08	-----	28.88	-----	46.20
TF-20	01/11/13	75.08	30.38	30.43	0.05	NC
TF-20	04/03/13	75.08	30.30	30.32	0.02	NC
TF-20	10/02/13	75.08	30.93	30.95	0.02	NC
TF-20	04/09/14	75.08	-----	31.47	-----	43.61
TF-20	04/16/14	75.08	31.32	31.35	0.03	NC
TF-20	10/27/14	75.08	31.76	31.79	0.03	NC
TF-20	Well decommissioned in December 2014 prior to remedial excavation					
TF-20R	10/03/17	75.26	-----	33.41	-----	41.85
TF-20R	04/16/18	75.26	-----	34.25	-----	41.01
TF-20R	11/05/18	75.26	-----	34.95	-----	40.31
TF-20R	04/22/19	75.26	-----	33.05	-----	42.21
TF-20R	10/29/19	75.26	-----	34.00	-----	41.26
TF-20R	05/05/20	75.26	-----	33.97	-----	41.29
TF-20R	10/19/20	75.26	-----	33.87	-----	41.39

APPENDIX C
HISTORICAL GROUNDWATER ELEVATIONS, NOVEMBER 1996 THROUGH NOVEMBER 2022
Defense Fuel Support Point Norwalk
15306 Norwalk Boulevard, Norwalk, California 90650

Well	Date	Top of Casing Elevation (feet MSL)	Depth to Product (feet btc)	Depth to Groundwater (feet btc)	Measured Product Thickness (feet)	Groundwater Elevation (feet MSL)
TF-20R	05/04/21	75.26	-----	34.87	-----	40.39
TF-20R	11/02/21	75.26	-----	35.03	-----	40.23
TF-20R	05/09/22	75.26	-----	35.05	-----	40.21
TF-20R	10/31/22	75.26	-----	35.97	-----	39.29
TF-21	11/20/96	75.60	29.83	29.91	0.08	NC
TF-21	07/01/97	75.60	30.80	31.10	0.30	NC
TF-21	12/31/97	75.60	-----	28.35	-----	47.25
TF-21	05/01/98	75.60	-----	25.56	-----	50.04
TF-21	05/25/99	75.60	26.49	26.58	0.09	NC
TF-21	05/15/00	75.60	28.68	29.04	0.36	NC
TF-21	05/07/01	75.60	-----	29.81	-----	45.79
TF-21	04/08/02	74.96	-----	28.50	-----	46.46
TF-21	09/19/02	75.60	-----	28.63	-----	46.97
TF-21	10/21/02	75.60	-----	30.16	-----	45.44
TF-21	04/22/03	74.96	-----	27.62	-----	47.34
TF-21	10/06/03	74.96	-----	26.55	-----	48.41
TF-21	04/19/04	74.96	-----	27.28	-----	47.68
TF-21	11/01/04	75.60	-----	27.88	-----	47.72
TF-21	02/28/05	75.60	-----	23.76	-----	51.84
TF-21	05/02/05	75.60	-----	22.00	-----	53.60
TF-21	03/06/06	75.60	-----	24.06	-----	51.54
TF-21	05/01/06	75.60	-----	24.09	-----	51.51
TF-21	08/26/06	75.60	-----	24.76	-----	50.84
TF-21	12/01/06	75.60	-----	25.22	-----	50.38
TF-21	03/21/07	75.60	-----	25.51	-----	50.09
TF-21	04/30/07	75.60	-----	25.72	-----	49.88
TF-21	08/28/07	75.60	-----	26.17	-----	49.43
TF-21	11/12/07	74.76	-----	26.35	-----	48.41
TF-21	02/05/08	75.60	-----	27.25	-----	48.35
TF-21	04/14/08	75.60	-----	25.93	-----	49.67
TF-21	07/24/08	74.96	-----	26.51	-----	48.45
TF-21	10/13/08	74.96	-----	27.10	-----	47.86
TF-21	02/10/09	75.60	-----	26.72	-----	48.88
TF-21	04/20/09	74.96	-----	21.85	-----	53.11
TF-21	07/17/09	75.60	-----	27.31	-----	48.29
TF-21	10/19/09	74.96	-----	29.84	-----	45.12
TF-21	04/08/10	75.60	-----	27.30	-----	48.30
TF-21	04/12/10	74.96	-----	27.00	-----	47.96
TF-21	01/08/11	74.96	-----	27.89	-----	47.07
TF-21	04/08/11	74.96	-----	26.09	-----	48.87
TF-21	07/08/11	74.96	-----	26.59	-----	48.37
TF-21	10/06/11	74.96	-----	27.23	-----	47.73
TF-21	04/12/12	74.96	-----	28.16	-----	46.80

APPENDIX C
HISTORICAL GROUNDWATER ELEVATIONS, NOVEMBER 1996 THROUGH NOVEMBER 2022
Defense Fuel Support Point Norwalk
15306 Norwalk Boulevard, Norwalk, California 90650

Well	Date	Top of Casing Elevation (feet MSL)	Depth to Product (feet btc)	Depth to Groundwater (feet btc)	Measured Product Thickness (feet)	Groundwater Elevation (feet MSL)
TF-21	04/20/12	74.96	-----	28.14	-----	46.82
TF-21	01/11/13	74.96	-----	29.63	-----	45.33
TF-21	04/03/13	74.96	-----	29.43	-----	45.53
TF-21	04/08/13	74.96	-----	29.90	-----	45.06
TF-21	10/02/13	74.96	-----	30.15	-----	44.81
TF-21	04/09/14	74.96	-----	30.68	-----	44.28
TF-21	04/16/14	74.96	-----	30.66	-----	44.30
TF-21	10/27/14	74.96	-----	30.92	-----	44.04
TF-21	04/20/15	74.96	-----	31.26	-----	43.70
TF-21	10/03/16	74.96	-----	36.31	-----	38.65
TF-21	04/19/17	74.96	-----	35.32	-----	39.64
TF-21	10/03/17	77.91	-----	36.13	-----	41.78
TF-21	04/16/18	77.91	-----	36.98	-----	40.93
TF-21	11/05/18	77.91	-----	37.23	-----	40.68
TF-21	04/22/19	77.91	-----	35.42	-----	42.49
TF-21	10/28/19	77.91	-----	36.46	-----	41.45
TF-21	10/28/19	77.91	-----	37.23	-----	40.68
TF-21	10/19/20	77.91	-----	36.45	-----	41.46
TF-21	05/03/21	77.91	-----	38.11	-----	39.80
TF-21	11/02/21	77.91	-----	38.01	-----	39.90
TF-21	05/10/22	77.91	-----	37.20	-----	40.71
TF-21	11/02/22	77.91	-----	38.78	-----	39.13
TF-22	11/20/96	74.95	30.56	31.98	1.42	NC
TF-22	07/01/97	74.95	30.70	31.00	0.30	NC
TF-22	12/31/97	74.95	28.01	28.90	0.89	NC
TF-22	05/01/98	74.95	23.57	25.24	1.67	NC
TF-22	05/25/99	74.95	26.02	26.44	0.42	NC
TF-22	05/15/00	74.95	32.65	32.96	0.31	NC
TF-22	05/07/01	74.95	32.70	33.01	0.31	NC
TF-22	04/08/02	74.76	32.80	32.98	0.18	NC
TF-22	09/19/02	74.95	-----	27.63	-----	47.32
TF-22	10/21/02	74.95	31.42	32.60	1.18	NC
TF-22	04/22/03	74.76	-----	27.60	-----	47.16
TF-22	10/06/03	74.76	-----	26.37	-----	48.39
TF-22	04/19/04	74.95	27.30	27.32	0.02	NC
TF-22	11/01/04	74.95	-----	27.52	-----	47.43
TF-22	02/28/05	74.95	-----	23.49	-----	51.46
TF-22	05/02/05	74.95	-----	21.88	-----	53.07
TF-22	03/06/06	74.95	-----	23.98	-----	50.97
TF-22	05/01/06	74.95	-----	23.99	-----	50.96
TF-22	08/26/06	74.95	-----	24.42	-----	50.53
TF-22	12/01/06	74.95	-----	24.97	-----	49.98
TF-22	03/21/07	74.95	-----	25.24	-----	49.71

APPENDIX C
HISTORICAL GROUNDWATER ELEVATIONS, NOVEMBER 1996 THROUGH NOVEMBER 2022
Defense Fuel Support Point Norwalk
15306 Norwalk Boulevard, Norwalk, California 90650

Well	Date	Top of Casing Elevation (feet MSL)	Depth to Product (feet btc)	Depth to Groundwater (feet btc)	Measured Product Thickness (feet)	Groundwater Elevation (feet MSL)
TF-22	04/30/07	74.95	25.50	25.51	0.01	NC
TF-22	08/28/07	74.95	-----	26.07	-----	48.88
TF-22	11/12/07	74.95	-----	26.03	-----	48.92
TF-22	02/05/08	74.95	-----	26.87	-----	48.08
TF-22	04/14/08	74.95	-----	25.59	-----	49.36
TF-22	07/24/08	74.95	-----	26.40	-----	48.55
TF-22	10/13/08	74.95	-----	27.06	-----	47.89
TF-22	02/10/09	74.95	-----	26.32	-----	48.63
TF-22	07/17/09	74.95	-----	27.61	-----	47.34
TF-22	04/08/10	74.95	-----	28.24	-----	46.71
TF-22	10/01/10	74.76	-----	27.58	-----	47.18
TF-22	04/08/11	74.76	-----	25.92	-----	48.84
TF-22	07/08/11	74.76	-----	26.30	-----	48.46
TF-22	10/06/11	74.76	-----	26.95	-----	47.81
TF-22	04/12/12	74.76	-----	27.90	-----	46.86
TF-22	01/11/13	74.76	-----	29.35	-----	45.41
TF-22	04/03/13	74.76	-----	29.15	-----	45.61
TF-23	05/25/99	75.31	-----	26.12	-----	49.19
TF-23	05/15/00	75.31	27.35	27.38	0.03	NC
TF-23	05/07/01	75.31	-----	27.30	-----	48.01
TF-23	04/08/02	75.31	-----	28.74	-----	46.57
TF-23	09/19/02	75.31	-----	27.55	-----	47.76
TF-23	10/21/02	75.31	31.24	31.44	0.20	NC
TF-23	10/06/03	75.31	-----	26.52	-----	48.79
TF-23	04/19/04	75.31	-----	27.51	-----	47.80
TF-23	11/01/04	75.31	-----	27.60	-----	47.71
TF-23	02/28/05	75.31	-----	23.89	-----	51.42
TF-23	05/02/05	75.31	-----	22.32	-----	52.99
TF-23	03/06/06	75.31	-----	24.21	-----	51.10
TF-23	05/01/06	75.31	-----	24.31	-----	51.00
TF-23	03/21/07	75.31	-----	25.51	-----	49.80
TF-23	04/30/07	75.31	-----	25.67	-----	49.64
TF-23	11/12/07	75.31	-----	26.20	-----	49.11
TF-23	02/05/08	75.31	-----	26.75	-----	48.56
TF-23	04/14/08	75.31	-----	25.81	-----	49.50
TF-23	07/24/08	75.31	-----	26.45	-----	48.86
TF-23	10/13/08	75.31	-----	27.15	-----	48.16
TF-23	02/10/09	75.31	-----	26.46	-----	48.85
TF-23	07/17/09	75.31	-----	26.93	-----	48.38
TF-23	04/08/10	75.31	-----	27.20	-----	48.11
TF-23	10/01/10	75.31	-----	27.67	-----	47.64
TF-23	01/08/11	75.31	-----	27.88	-----	47.43
TF-23	04/08/11	75.31	-----	26.43	-----	48.88

APPENDIX C
HISTORICAL GROUNDWATER ELEVATIONS, NOVEMBER 1996 THROUGH NOVEMBER 2022
Defense Fuel Support Point Norwalk
15306 Norwalk Boulevard, Norwalk, California 90650

Well	Date	Top of Casing Elevation (feet MSL)	Depth to Product (feet btc)	Depth to Groundwater (feet btc)	Measured Product Thickness (feet)	Groundwater Elevation (feet MSL)
TF-23	07/08/11	75.31	-----	26.76	-----	48.55
TF-23	10/06/11	75.31	-----	27.34	-----	47.97
TF-23	04/12/12	75.31	28.38	28.41	0.03	NC
TF-23	01/11/13	75.31	-----	29.67	-----	45.64
TF-23	04/03/13	75.31	29.60	29.70	0.10	NC
TF-23	10/02/13	75.31	30.34	30.56	0.22	NC
TF-23	04/09/14	75.31	30.92	31.16	0.24	NC
TF-23	04/16/14	75.31	30.90	31.08	0.18	NC
TF-23	10/27/14	75.31	31.15	31.16	0.01	NC
TF-23	04/20/15	75.31	31.51	31.54	0.03	NC
TF-23	04/11/16	75.31	32.84	33.11	0.27	NC
TF-23	10/03/16	75.31	33.25	33.64	0.39	NC
TF-23	04/20/17	75.31	-----	32.50	-----	42.81
TF-23	11/05/18	75.31	inaccessible; buried			
TF-23	04/22/19	75.31	-----	33.04	-----	42.27
TF-23	10/29/19	75.31	33.93	33.97	0.04	NC
TF-23	05/05/20	75.31	-----	33.01	-----	42.30
TF-23	10/19/20	75.31	-----	33.95	-----	41.36
TF-23	05/03/21	75.31	-----	34.64	-----	40.67
TF-23	11/02/21	75.31	-----	35.19	-----	40.12
TF-23	05/11/22	75.31	-----	35.05	-----	40.26
TF-23	11/01/22	75.31	-----	35.63	-----	39.68
TF-24	12/31/97	76.36	-----	30.05	-----	46.31
TF-24	05/01/98	76.36	-----	27.19	-----	49.17
TF-24	05/25/99	72.43	27.10	29.04	1.94	NC
TF-24	05/15/00	76.36	27.82	29.42	1.60	NC
TF-24	04/08/02	76.43	-----	29.19	-----	47.24
TF-24	10/21/02	76.35	-----	28.12	-----	48.23
TF-24	04/22/03	76.35	27.95	28.65	0.70	NC
TF-24	11/01/04	76.43	-----	29.40	-----	47.03
TF-24	02/28/05	76.43	-----	24.77	-----	51.66
TF-24	05/02/05	76.43	-----	24.78	-----	51.65
TF-24	03/06/06	76.43	24.92	25.86	0.94	NC
TF-24	05/01/06	76.43	-----	26.21	-----	50.22
TF-24	08/26/06	76.43	-----	26.59	-----	49.84
TF-24	03/21/07	76.43	25.88	26.52	0.64	NC
TF-24	11/12/07	76.43	-----	28.03	-----	48.40
TF-24	04/11/08	76.43	-----	27.80	-----	48.63
TF-24	07/24/08	76.43	-----	28.10	-----	48.33
TF-24	10/13/08	76.43	-----	28.90	-----	47.53
TF-24	02/09/09	76.43	-----	29.90	-----	46.53
TF-24	07/16/09	76.43	-----	29.11	-----	47.32
TF-24	04/07/10	76.43	-----	29.20	-----	47.23

APPENDIX C
HISTORICAL GROUNDWATER ELEVATIONS, NOVEMBER 1996 THROUGH NOVEMBER 2022
Defense Fuel Support Point Norwalk
15306 Norwalk Boulevard, Norwalk, California 90650

Well	Date	Top of Casing Elevation (feet MSL)	Depth to Product (feet btc)	Depth to Groundwater (feet btc)	Measured Product Thickness (feet)	Groundwater Elevation (feet MSL)
TF-24	10/01/10	76.43	-----	29.45	-----	46.98
TF-24	01/08/11	76.43	-----	29.45	-----	46.98
TF-24	04/08/11	76.43	-----	28.23	-----	48.20
TF-24	07/07/11	76.43	-----	28.47	-----	47.96
TF-24	10/07/11	76.43	-----	28.98	-----	47.45
TF-24	04/12/12	76.43	-----	29.98	-----	46.45
TF-24	01/10/13	76.43	-----	31.13	-----	45.30
TF-24	04/02/13	76.43	-----	31.11	-----	45.32
TF-24	10/01/13	76.43	-----	31.84	-----	44.59
TF-24	04/07/14	76.43	-----	32.62	-----	43.81
TF-24	04/17/14	76.43	-----	32.35	-----	44.08
TF-24	10/27/14	76.43	-----	32.90	-----	43.53
TF-24	04/20/15	76.43	-----	33.21	-----	43.22
TF-24	10/03/16	76.43	-----	34.85	-----	41.58
TF-24	04/19/17	76.43	-----	34.15	-----	42.28
TF-24	10/02/17	76.43	-----	36.20	-----	40.23
TF-24	04/16/18	76.43	-----	36.78	-----	39.65
TF-24	11/05/18	76.43	-----	37.33	-----	39.10
TF-24	04/19/19	76.43	-----	36.09	-----	40.34
TF-24	10/29/19	76.43	-----	37.09	-----	39.34
TF-24	05/05/20	76.43	-----	37.28	-----	39.15
TF-24	10/19/20	76.43	-----	36.98	-----	39.45
TF-24	05/03/21	76.43	-----	37.63	-----	38.80
TF-24	11/02/21	76.43	-----	37.85	-----	38.58
TF-24	05/10/22	76.43	-----	37.93	-----	38.50
TF-24	11/01/22	76.43	-----	37.77	-----	38.66
TF-25	05/07/01	74.85	-----	26.56	-----	48.29
TF-25	04/08/02	74.85	-----	28.55	-----	46.30
TF-25	09/19/02	74.85	-----	28.70	-----	46.15
TF-25	10/21/02	74.85	-----	27.82	-----	47.03
TF-25	04/22/03	74.85	-----	29.61	-----	45.24
TF-25	10/06/03	74.85	-----	27.54	-----	47.31
TF-25	04/19/04	74.85	-----	28.96	-----	45.89
TF-25	11/01/04	74.85	-----	28.15	-----	46.70
TF-25	02/28/05	74.85	-----	24.44	-----	50.41
TF-25	05/02/05	74.85	-----	23.72	-----	51.13
TF-25	03/06/06	74.85	-----	24.81	-----	50.04
TF-25	05/01/06	74.85	-----	25.10	-----	49.75
TF-25	08/26/06	74.85	-----	25.48	-----	49.37
TF-25	12/01/06	74.85	-----	25.79	-----	49.06
TF-25	03/21/07	74.85	-----	26.00	-----	48.85
TF-25	04/30/07	74.85	-----	26.34	-----	48.51
TF-25	08/28/07	74.85	-----	26.89	-----	47.96

APPENDIX C
HISTORICAL GROUNDWATER ELEVATIONS, NOVEMBER 1996 THROUGH NOVEMBER 2022
Defense Fuel Support Point Norwalk
15306 Norwalk Boulevard, Norwalk, California 90650

Well	Date	Top of Casing Elevation (feet MSL)	Depth to Product (feet btc)	Depth to Groundwater (feet btc)	Measured Product Thickness (feet)	Groundwater Elevation (feet MSL)
TF-25	11/12/07	74.85	-----	26.13	-----	48.72
TF-25	02/05/08	74.85	-----	27.71	-----	47.14
TF-25	04/11/08	74.85	-----	26.61	-----	48.24
TF-25	07/24/08	74.85	-----	26.95	-----	47.90
TF-25	10/14/08	74.85	-----	27.62	-----	47.23
TF-25	02/10/09	74.85	-----	27.62	-----	47.23
TF-25	07/16/09	74.85	-----	28.88	-----	45.97
TF-25	04/08/10	74.85	-----	27.95	-----	46.90
TF-25	10/01/10	74.85	-----	27.63	-----	47.22
TF-25	01/08/11	74.85	-----	27.63	-----	47.22
TF-25	04/08/11	74.85	-----	26.40	-----	48.45
TF-25	07/08/11	74.85	-----	26.63	-----	48.22
TF-25	10/07/11	74.85	-----	27.27	-----	47.58
TF-25	04/12/12	74.85	-----	28.29	-----	46.56
TF-25	01/11/13	74.85	-----	29.65	-----	45.20
TF-25	04/03/13	74.85	-----	29.49	-----	45.36
TF-25	04/09/14	74.85	-----	30.98	-----	43.87
TF-26	05/07/01	75.85	-----	27.83	-----	48.02
TF-26	04/08/02	75.85	-----	29.12	-----	46.73
TF-26	09/19/02	75.85	-----	29.52	-----	46.33
TF-26	10/21/02	75.85	-----	28.82	-----	47.03
TF-26	04/22/03	75.85	-----	28.60	-----	47.25
TF-26	10/06/03	75.85	-----	28.42	-----	47.43
TF-26	04/19/04	75.85	-----	29.71	-----	46.14
TF-26	11/01/04	75.85	-----	29.18	-----	46.67
TF-26	02/28/05	75.85	-----	25.38	-----	50.47
TF-26	05/02/05	75.85	-----	24.62	-----	51.23
TF-26	03/06/06	75.85	-----	25.62	-----	50.23
TF-26	05/01/06	75.85	-----	26.04	-----	49.81
TF-26	08/26/06	75.85	-----	26.40	-----	49.45
TF-26	12/01/06	75.85	-----	26.78	-----	49.07
TF-26	03/21/07	75.85	-----	26.84	-----	49.01
TF-26	04/27/07	75.85	-----	27.18	-----	48.67
TF-26	08/28/07	75.85	-----	27.06	-----	48.79
TF-26	11/12/07	75.85	-----	27.80	-----	48.05
TF-26	02/05/08	75.85	-----	28.11	-----	47.74
TF-26	04/11/08	75.85	-----	27.59	-----	48.26
TF-26	07/24/08	75.85	-----	28.01	-----	47.84
TF-26	10/13/08	75.85	-----	28.59	-----	47.26
TF-26	02/09/09	75.85	-----	27.91	-----	47.94
TF-26	07/17/09	75.85	-----	28.87	-----	46.98
TF-26	04/07/10	75.85	-----	28.11	-----	47.74
TF-26	10/01/10	75.85	-----	28.41	-----	47.44

APPENDIX C
HISTORICAL GROUNDWATER ELEVATIONS, NOVEMBER 1996 THROUGH NOVEMBER 2022
Defense Fuel Support Point Norwalk
15306 Norwalk Boulevard, Norwalk, California 90650

Well	Date	Top of Casing Elevation (feet MSL)	Depth to Product (feet btc)	Depth to Groundwater (feet btc)	Measured Product Thickness (feet)	Groundwater Elevation (feet MSL)
TF-26	04/08/11	75.85	-----	27.20	-----	48.65
TF-26	07/07/11	75.85	-----	27.50	-----	48.35
TF-26	10/06/11	75.85	-----	22.97	-----	52.88
TF-26	04/12/12	75.85	-----	29.04	-----	46.81
TF-26	01/10/13	75.85	-----	30.21	-----	45.64
TF-26	04/02/13	75.85	30.55	31.39	0.84	NC
TF-26	04/09/14	75.85	31.48	32.58	1.10	NC
TFR-9	04/16/18	NS	35.94	38.43	2.49	NC
TFR-9	11/05/18	NS	36.20	38.40	2.20	NC
TFR-9	04/15/19	NS	-----	35.61	-----	NC
TFR-9	10/30/19	NS	36.36	36.64	0.28	NC
TFR-9	05/05/20	77.06	-----	35.29	-----	41.77
TFR-9	10/19/20	77.06	-----	35.45	-----	41.61
TFR-9	05/06/21	77.06	-----	35.52	-----	41.54
TFR-9	11/02/21	77.06	-----	35.93	-----	41.13
TFR-9	05/11/22	77.06	-----	36.55	-----	40.51
TFR-9	11/02/22	77.06	-----	36.96	-----	40.10
TFR-12	04/16/18	NS	35.57	38.23	2.66	NC
TFR-12	11/05/18	NS	35.66	39.21	3.55	NC
TFR-12	04/15/19	NS	35.51	35.52	0.01	NC
TFR-12	10/30/19	NS	35.78	37.03	1.25	NC
TFR-12	05/05/20	76.81	-----	35.47	-----	41.34
TFR-12	10/19/20	76.81	-----	35.51	-----	41.30
TFR-12	05/06/21	76.81	-----	35.48	-----	41.33
TFR-12	11/03/21	76.81	-----	37.06	-----	39.75
TFR-12	05/11/22	76.81	-----	36.93	-----	39.88
TFR-12	11/02/22	76.81	-----	37.28	-----	39.53
TFR-14	04/16/18	NS	36.18	36.80	0.62	NC
TFR-14	11/05/18	NS	36.80	37.29	0.49	NC
TFR-14	04/15/19	NS	35.98	36.06	0.08	NC
TFR-14	10/30/19	NS	36.44	36.47	0.03	NC
TFR-14	05/05/20	77.34	-----	34.99	-----	42.35
TFR-14	10/19/20	77.34	-----	35.89	-----	41.45
TFR-14	05/06/21	77.34	-----	36.01	-----	41.33
TFR-14	11/03/21	77.34	-----	37.26	-----	40.08
TFR-14	05/11/22	77.34	-----	36.97	-----	40.37
TFR-14	11/02/22	77.34	-----	37.70	-----	39.64
TFR-15	04/16/18	NS	35.88	36.55	0.67	NC
TFR-15	11/05/18	NS	36.10	38.00	1.90	NC
TFR-15	04/15/19	NS	35.34	35.80	0.46	NC

APPENDIX C
HISTORICAL GROUNDWATER ELEVATIONS, NOVEMBER 1996 THROUGH NOVEMBER 2022
Defense Fuel Support Point Norwalk
15306 Norwalk Boulevard, Norwalk, California 90650

Well	Date	Top of Casing Elevation (feet MSL)	Depth to Product (feet btc)	Depth to Groundwater (feet btc)	Measured Product Thickness (feet)	Groundwater Elevation (feet MSL)
TFR-15	10/30/19	NS	35.97	35.99	0.02	NC
TFR-15	05/05/20	76.89	-----	35.72	-----	41.17
TFR-15	10/19/20	76.89	-----	35.70	-----	41.19
TFR-15	05/06/21	76.89	-----	36.60	-----	40.29
TFR-15	11/03/21	76.89	-----	35.38	-----	41.51
TFR-15	05/11/22	76.89	-----	35.40	-----	41.49
TFR-15	11/02/22	76.89	-----	37.32	-----	39.57
TFR-18	04/16/18	NS	33.82	34.61	0.79	NC
TFR-18	11/05/18	NS	34.59	35.50	0.91	NC
TFR-18	04/15/19	NS	33.72	33.75	0.03	NC
TFR-18	10/30/19	NS	34.00	34.90	0.90	NC
TFR-18	05/05/20	75.18	-----	33.82	-----	41.36
TFR-18	10/19/20	75.18	-----	34.01	-----	41.17
TFR-18	05/06/21	75.18	-----	34.43	-----	40.75
TFR-18	11/03/21	75.18	-----	34.84	-----	40.34
TFR-18	05/11/22	75.18	-----	35.30	-----	39.88
TFR-18	11/02/22	75.18	-----	35.61	-----	39.57
TFR-22	04/16/18	NS	32.60	37.85	5.25	NC
TFR-22	11/05/18	NS	33.51	36.59	3.08	NC
TFR-22	04/15/19	NS	33.09	33.52	0.43	NC
TFR-22	10/30/19	NS	33.45	34.18	0.73	NC
TFR-22	05/05/20	74.65	33.38	33.94	0.56	NC
TFR-22	10/20/20	74.65	34.50	35.54	1.04	NC
TFR-22	05/06/21	74.65	33.21	36.93	3.72	NC
TFR-22	11/03/21	74.65	34.28	35.31	1.03	NC
TFR-22	05/11/22	74.65	33.73	36.48	2.75	NC
TFR-22	11/02/22	74.65	35.05	35.68	0.63	NC
TFR-24	04/16/18	NS	33.86	36.64	2.78	NC
TFR-24	11/05/18	NS	33.30	36.75	3.45	NC
TFR-24	04/15/19	NS	32.84	32.98	0.14	NC
TFR-24	10/30/19	NS	33.05	34.41	1.36	NC
TFR-24	05/05/20	74.42	33.85	33.87	0.02	NC
TFR-24	10/20/20	74.42	-----	33.61	-----	40.81
TFR-24	05/06/21	74.42	33.87	34.02	0.15	NC
TFR-24	11/03/21	74.42	-----	34.09	-----	40.33
TFR-24	05/11/22	74.42	34.06	34.21	0.15	NC
TFR-24	11/02/22	74.42	-----	34.82	-----	39.60
TFR-27	04/16/18	NS	34.08	36.90	2.82	NC
TFR-27	11/05/18	NS	33.49	35.21	1.72	NC
TFR-27	04/15/19	NS	33.80	34.06	0.26	NC

APPENDIX C
HISTORICAL GROUNDWATER ELEVATIONS, NOVEMBER 1996 THROUGH NOVEMBER 2022
Defense Fuel Support Point Norwalk
15306 Norwalk Boulevard, Norwalk, California 90650

Well	Date	Top of Casing Elevation (feet MSL)	Depth to Product (feet btc)	Depth to Groundwater (feet btc)	Measured Product Thickness (feet)	Groundwater Elevation (feet MSL)
TFR-27	10/30/19	NS	34.10	34.50	0.40	NC
TFR-27	05/05/20	74.65	-----	33.83	-----	40.82
TFR-27	10/19/20	74.65	-----	33.84	-----	40.81
TFR-27	05/06/21	74.65	-----	33.60	-----	41.05
TFR-27	11/03/21	74.65	-----	34.93	-----	39.72
TFR-27	05/11/22	74.65	-----	34.48	-----	40.17
TFR-27	11/02/22	74.65	-----	35.84	-----	38.81
TFR-29	04/16/18	NS	32.26	39.68	7.42	NC
TFR-29	11/05/18	NS	33.15	37.95	4.80	NC
TFR-29	04/15/19	NS	32.70	34.75	2.05	NC
TFR-29	10/30/19	NS	32.83	36.13	3.30	NC
TFR-29	05/05/20	74.69	32.59	36.52	3.93	NC
TFR-29	10/20/20	74.69	32.16	32.17	0.01	NC
TFR-29	05/03/21	74.69	32.94	35.97	3.03	NC
TFR-29	11/03/21	74.69	-----	34.85	-----	39.84
TFR-29	05/11/22	74.69	33.52	35.49	1.97	NC
TFR-29	11/02/22	74.69	-----	34.85	-----	39.84
TFR-33	04/16/18	NS	34.40	37.12	2.72	NC
TFR-33	11/05/18	NS	34.20	37.10	2.90	NC
TFR-33	04/15/19	NS	33.28	33.80	0.52	NC
TFR-33	10/30/19	NS	33.89	34.01	0.12	NC
TFR-33	05/05/20	75.12	-----	33.88	-----	41.24
TFR-33	10/20/20	75.12	-----	33.61	-----	41.51
TFR-33	05/06/21	75.12	-----	DRY	-----	-----
TFR-33	11/03/21	75.12	-----	34.78	-----	40.34
TFR-33	05/11/22	75.12	-----	33.82	-----	41.30
TFR-33	11/02/22	75.12	-----	34.28	-----	40.84
VEW-1	10/19/15	NS	-----	DRY (29.02)	-----	-----
VEW-1	04/11/16	NS	-----	DRY	-----	-----
VEW-1	10/03/16	NS	-----	DRY (12.35)	-----	-----
VEW-1	04/17/17	NS	-----	DRY	-----	-----
VEW-1	10/02/17	NS	-----	DRY (12.44)	-----	-----
VEW-1	04/16/18	NS	-----	DRY	-----	-----
VEW-1	11/05/18	NS	-----	DRY (12.35)	-----	-----
VEW-1	10/28/19	NS	-----	DRY (12.39)	-----	-----
VEW-1	05/04/20	NS	-----	DRY	-----	-----
VEW-1	11/02/20	NS	-----	DRY (12.34)	-----	-----
VEW-1	05/03/21	-----	-----	DRY	-----	-----
VEW-1	11/01/21	NS	-----	DRY (12.36)	-----	-----
VEW-1	05/09/22	NS	-----	DRY (12.32)	-----	-----
VEW-1	10/31/22	NS	-----	DRY (12.44)	-----	-----

APPENDIX C
HISTORICAL GROUNDWATER ELEVATIONS, NOVEMBER 1996 THROUGH NOVEMBER 2022
Defense Fuel Support Point Norwalk
15306 Norwalk Boulevard, Norwalk, California 90650

Well	Date	Top of Casing Elevation (feet MSL)	Depth to Product (feet btc)	Depth to Groundwater (feet btc)	Measured Product Thickness (feet)	Groundwater Elevation (feet MSL)
VEW-2	10/19/15	NS	-----	DRY (29.71)	-----	-----
VEW-2	04/11/16	NS	-----	DRY	-----	-----
VEW-2	10/03/16	NS	-----	DRY (29.70)	-----	-----
VEW-2	04/17/17	NS	-----	DRY	-----	-----
VEW-2	10/02/17	NS	-----	DRY (26.60)	-----	-----
VEW-2	04/16/18	NS	-----	DRY	-----	-----
VEW-2	11/05/18	NS	-----	DRY (26.31)	-----	-----
VEW-2	10/28/19	NS	-----	DRY (28.76)	-----	-----
VEW-2	05/04/20	NS	-----	DRY	-----	-----
VEW-2	11/02/20	NS	-----	DRY (28.60)	-----	-----
VEW-2	05/03/21	-----	-----	DRY	-----	-----
VEW-2	11/01/21	NS	-----	DRY (28.65)	-----	-----
VEW-2	05/09/22	NS	-----	DRY (28.66)	-----	-----
VEW-2	10/31/22	NS	-----	DRY (28.69)	-----	-----
VE-1	04/07/03	77.70	-----	29.55	-----	48.15
VE-1	10/06/03	77.70	-----	29.39	-----	48.31
VE-1	04/19/04	77.70	-----	30.17	-----	47.53
VE-1	11/01/04	77.70	-----	30.05	-----	47.65
VE-1	05/01/06	77.70	-----	26.58	-----	51.12
VE-1	04/11/08	77.70	-----	28.68	-----	49.02
VE-1	10/13/08	77.70	-----	29.78	-----	47.92
VE-1	04/08/10	77.70	-----	30.02	-----	47.68
VE-2	04/07/03	77.26	-----	28.95	-----	48.31
VE-2	10/06/03	77.26	-----	28.89	-----	48.37
VE-2	04/19/04	77.26	-----	30.02	-----	47.24
VE-2	11/01/04	77.26	-----	29.69	-----	47.57
VE-2	05/01/06	77.26	-----	25.93	-----	51.33
VE-2	04/11/08	77.26	-----	28.25	-----	49.01
VE-2	10/13/08	77.26	-----	29.33	-----	47.93
VE-2	04/07/10	77.26	-----	30.36	-----	46.90
VS-01	10/06/03	NS	-----	26.30	-----	NC
VS-01	04/19/04	NS	-----	26.88	-----	NC
VS-01	05/01/06	NS	-----	24.01	-----	NC
VS-01	05/01/06	NS	-----	23.95	-----	NC
VS-01	12/01/06	NS	-----	24.92	-----	NC
VS-01	12/01/06	NS	-----	24.81	-----	NC
VS-01	11/12/07	NS	-----	24.92	-----	NC
VS-01	11/12/07	NS	-----	24.81	-----	NC
VS-01	04/14/08	NS	-----	25.48	-----	NC
VS-01	04/14/08	NS	-----	25.18	-----	NC

APPENDIX C
HISTORICAL GROUNDWATER ELEVATIONS, NOVEMBER 1996 THROUGH NOVEMBER 2022
Defense Fuel Support Point Norwalk
15306 Norwalk Boulevard, Norwalk, California 90650

Well	Date	Top of Casing Elevation (feet MSL)	Depth to Product (feet btc)	Depth to Groundwater (feet btc)	Measured Product Thickness (feet)	Groundwater Elevation (feet MSL)
VS-01	10/14/08	NS	-----	26.87	-----	NC
VS-01	10/14/08	NS	-----	26.69	-----	NC
VS-02	10/06/03	NS	-----	25.63	-----	NC
VS-02	04/19/04	NS	-----	25.08	-----	NC
VS-02	04/27/07	NS	-----	25.50	-----	NC
VS-03	10/06/03	NS	-----	27.04	-----	NC
VS-03	04/19/04	NS	-----	28.25	-----	NC
VS-03	05/01/06	NS	-----	24.36	-----	NC
VS-03	05/01/06	NS	-----	24.21	-----	NC
VS-03	12/01/06	NS	-----	25.21	-----	NC
VS-03	12/01/06	NS	-----	25.18	-----	NC
VS-03	04/27/07	NS	-----	25.51	-----	NC
VS-03	04/30/07	NS	-----	25.51	-----	NC
VS-03	11/12/07	NS	-----	26.33	-----	NC
VS-03	11/12/07	NS	-----	26.01	-----	NC
VS-03	04/11/08	NS	-----	25.90	-----	NC
VS-03	04/11/08	NS	-----	25.56	-----	NC
VS-03	10/14/08	NS	-----	26.85	-----	NC
VS-03	10/14/08	NS	-----	26.60	-----	NC
VS-03	04/08/10	NS	-----	27.10	-----	NC
VS-03	04/08/10	NS	-----	26.48	-----	NC
WCW-1	05/28/96	72.86	-----	25.95	-----	46.91
WCW-1	11/20/96	72.86	-----	26.13	-----	46.73
WCW-1	07/01/97	72.86	-----	26.77	-----	46.09
WCW-1	12/31/97	72.86	-----	26.09	-----	46.77
WCW-1	05/01/98	72.86	-----	24.21	-----	48.65
WCW-1	02/02/99	72.86	-----	23.24	-----	49.62
WCW-1	05/04/99	72.86	-----	23.78	-----	49.08
WCW-1	08/09/99	72.86	-----	24.15	-----	48.71
WCW-1	11/15/99	72.86	-----	24.27	-----	48.59
WCW-1	02/28/00	72.86	-----	24.31	-----	48.55
WCW-1	05/15/00	72.86	-----	27.79	-----	45.07
WCW-1	08/28/00	72.86	-----	24.68	-----	48.18
WCW-1	11/13/00	72.86	-----	24.66	-----	48.20
WCW-1	02/05/01	72.86	-----	24.60	-----	48.26
WCW-1	05/07/01	72.86	-----	23.99	-----	48.87
WCW-1	09/18/01	72.86	-----	23.68	-----	49.18
WCW-1	01/29/02	72.86	-----	23.85	-----	49.01
WCW-1	04/08/02	72.86	-----	24.13	-----	48.73
WCW-1	10/21/02	72.86	-----	24.65	-----	48.21
WCW-1	04/07/03	72.86	-----	24.65	-----	48.21

APPENDIX C
HISTORICAL GROUNDWATER ELEVATIONS, NOVEMBER 1996 THROUGH NOVEMBER 2022
Defense Fuel Support Point Norwalk
15306 Norwalk Boulevard, Norwalk, California 90650

Well	Date	Top of Casing Elevation (feet MSL)	Depth to Product (feet btc)	Depth to Groundwater (feet btc)	Measured Product Thickness (feet)	Groundwater Elevation (feet MSL)
WCW-1	10/06/03	72.86	-----	24.49	-----	48.37
WCW-1	04/19/04	72.86	-----	24.98	-----	47.88
WCW-1	05/10/04	72.86	-----	24.93	-----	47.93
WCW-1	11/01/04	72.86	-----	25.26	-----	47.60
WCW-1	05/02/05	72.86	-----	22.57	-----	50.29
WCW-1	05/01/06	72.86	-----	22.13	-----	50.73
WCW-1	12/01/06	72.86	-----	22.91	-----	49.95
WCW-1	04/30/07	72.86	-----	22.20	-----	50.66
WCW-1	11/12/07	72.86	-----	23.52	-----	49.34
WCW-1	04/14/08	72.86	-----	23.57	-----	49.29
WCW-1	10/14/08	72.86	-----	24.19	-----	48.67
WCW-1	04/20/09	72.86	-----	24.26	-----	48.60
WCW-1	01/12/10	72.86	-----	25.91	-----	46.95
WCW-1	05/24/10	72.86	-----	25.10	-----	47.76
WCW-1	05/28/10	72.86	-----	25.05	-----	47.81
WCW-1	10/01/10	72.86	-----	25.29	-----	47.57
WCW-1	04/08/11	72.86	-----	24.82	-----	48.04
WCW-1	04/11/11	72.86	-----	24.73	-----	48.13
WCW-1	07/07/11	72.86	-----	24.40	-----	48.46
WCW-1	10/06/11	72.86	-----	24.57	-----	48.29
WCW-1	04/16/12	72.86	-----	25.23	-----	47.63
WCW-1	04/08/13	72.86	-----	26.83	-----	46.03
WCW-1	10/07/13	72.86	-----	27.63	-----	45.23
WCW-1	04/14/14	72.86	-----	27.73	-----	45.13
WCW-1	10/27/14	72.86	-----	28.53	-----	44.33
WCW-1	04/20/15	72.86	-----	29.08	-----	43.78
WCW-1	10/19/15	72.86	-----	29.90	-----	42.96
WCW-1	04/11/16	72.86	-----	30.70	-----	42.16
WCW-1	10/03/16	72.86	-----	31.50	-----	41.36
WCW-1	04/17/17	72.86	-----	31.00	-----	41.86
WCW-1	10/02/17	72.86	-----	31.74	-----	41.12
WCW-1	04/16/18	72.86	-----	32.28	-----	40.58
WCW-1	11/05/18	72.86	-----	32.77	-----	40.09
WCW-1	04/16/19	72.86	-----	31.95	-----	40.91
WCW-1	10/28/19	72.86	-----	32.70	-----	40.16
WCW-1	05/04/20	72.86	-----	32.02	-----	40.84
WCW-1	11/02/20	72.86	-----	32.34	-----	40.52
WCW-1	05/03/21	72.86	-----	32.68	-----	40.18
WCW-1	11/01/21	72.86	-----	32.96	-----	39.90
WCW-1	05/09/22	72.86	-----	33.10	-----	39.76
WCW-1	10/31/22	72.86	-----	32.48	-----	40.38
WCW-2	05/28/96	75.34	-----	35.28	-----	40.06
WCW-2	11/20/96	75.34	-----	29.34	-----	46.00

APPENDIX C
HISTORICAL GROUNDWATER ELEVATIONS, NOVEMBER 1996 THROUGH NOVEMBER 2022
Defense Fuel Support Point Norwalk
15306 Norwalk Boulevard, Norwalk, California 90650

Well	Date	Top of Casing Elevation (feet MSL)	Depth to Product (feet btc)	Depth to Groundwater (feet btc)	Measured Product Thickness (feet)	Groundwater Elevation (feet MSL)
WCW-2	07/01/97	75.34	-----	29.82	-----	45.52
WCW-2	12/31/97	75.34	-----	29.45	-----	45.89
WCW-2	05/01/98	75.34	-----	26.80	-----	48.54
WCW-2	02/02/99	75.34	-----	26.40	-----	48.94
WCW-2	05/03/99	75.34	-----	26.94	-----	48.40
WCW-2	08/09/99	75.34	-----	27.21	-----	48.13
WCW-2	11/15/99	75.34	-----	27.47	-----	47.87
WCW-2	02/28/00	75.34	-----	27.44	-----	47.90
WCW-2	05/15/00	75.34	-----	27.42	-----	47.92
WCW-2	08/28/00	75.34	-----	27.63	-----	47.71
WCW-2	11/13/00	75.34	-----	28.87	-----	46.47
WCW-2	02/05/01	75.34	-----	27.62	-----	47.72
WCW-2	05/07/01	75.34	-----	27.06	-----	48.28
WCW-2	09/18/01	75.34	-----	26.64	-----	48.70
WCW-2	01/29/02	75.34	-----	26.76	-----	48.58
WCW-2	04/08/02	75.34	-----	27.10	-----	48.24
WCW-2	10/21/02	75.34	-----	27.47	-----	47.87
WCW-2	04/07/03	75.34	-----	27.47	-----	47.87
WCW-2	10/06/03	75.34	-----	27.40	-----	47.94
WCW-2	04/19/04	75.34	-----	25.80	-----	49.54
WCW-2	05/10/04	75.34	-----	27.80	-----	47.54
WCW-2	11/01/04	75.34	-----	28.04	-----	47.30
WCW-2	05/02/05	75.34	-----	25.69	-----	49.65
WCW-2	05/01/06	75.34	-----	24.90	-----	50.44
WCW-2	12/01/06	75.34	-----	25.52	-----	49.82
WCW-2	04/30/07	75.34	-----	25.49	-----	49.85
WCW-2	11/12/07	75.34	-----	26.15	-----	49.19
WCW-2	04/14/08	75.34	-----	26.15	-----	49.19
WCW-2	10/14/08	75.34	-----	26.88	-----	48.46
WCW-2	04/20/09	75.34	-----	27.31	-----	48.03
WCW-2	10/19/09	75.34	-----	27.90	-----	47.44
WCW-2	01/12/10	75.34	-----	28.11	-----	47.23
WCW-2	05/24/10	75.34	-----	28.00	-----	47.34
WCW-2	05/28/10	75.34	-----	27.95	-----	47.39
WCW-2	01/08/11	75.34	-----	28.36	-----	46.98
WCW-2	04/11/11	75.34	-----	27.67	-----	47.67
WCW-2	04/12/11	75.34	-----	27.74	-----	47.60
WCW-2	07/07/11	75.34	-----	27.40	-----	47.94
WCW-2	10/06/11	75.34	-----	27.54	-----	47.80
WCW-2	04/16/12	75.34	-----	28.13	-----	47.21
WCW-2	04/08/13	75.34	-----	29.11	-----	46.23
WCW-2	10/07/13	75.34	-----	30.25	-----	45.09
WCW-2	04/14/14	75.34	-----	31.71	-----	43.63
WCW-2	10/27/14	75.34	-----	31.42	-----	43.92

APPENDIX C
HISTORICAL GROUNDWATER ELEVATIONS, NOVEMBER 1996 THROUGH NOVEMBER 2022
Defense Fuel Support Point Norwalk
15306 Norwalk Boulevard, Norwalk, California 90650

Well	Date	Top of Casing Elevation (feet MSL)	Depth to Product (feet btc)	Depth to Groundwater (feet btc)	Measured Product Thickness (feet)	Groundwater Elevation (feet MSL)
WCW-2	04/20/15	75.34	-----	32.84	-----	42.50
WCW-2	10/19/15	75.34	-----	32.52	-----	42.82
WCW-2	04/11/16	75.34	-----	33.05	-----	42.29
WCW-2	10/03/16	75.34	-----	33.60	-----	41.74
WCW-2	04/17/17	75.34	-----	33.62	-----	41.72
WCW-2	10/02/17	75.34	-----	33.94	-----	41.40
WCW-2	04/16/18	75.34	-----	34.41	-----	40.93
WCW-2	11/05/18	75.34	-----	34.78	-----	40.56
WCW-2	04/16/19	75.34	-----	34.72	-----	40.62
WCW-2	10/28/19	75.34	-----	35.02	-----	40.32
WCW-2	05/04/20	75.34	-----	35.00	-----	40.34
WCW-2	11/02/20	75.34	-----	35.08	-----	40.26
WCW-2	05/03/21	75.34	-----	35.38	-----	39.96
WCW-2	11/01/21	75.34	-----	35.62	-----	39.72
WCW-2	05/09/22	75.34	-----	35.94	-----	39.40
WCW-2	10/31/22	75.34	-----	36.12	-----	39.22
WCW-3	05/28/96	76.16	-----	30.40	-----	45.76
WCW-3	11/20/96	76.16	-----	30.48	-----	45.68
WCW-3	07/01/97	76.16	-----	31.00	-----	45.16
WCW-3	12/31/97	76.16	-----	30.61	-----	45.55
WCW-3	05/01/98	76.16	-----	29.00	-----	47.16
WCW-3	02/02/99	76.16	-----	27.82	-----	48.34
WCW-3	05/03/99	76.16	-----	28.33	-----	47.83
WCW-3	08/09/99	76.16	-----	28.56	-----	47.60
WCW-3	11/15/99	76.16	-----	28.83	-----	47.33
WCW-3	02/28/00	76.16	-----	28.58	-----	47.58
WCW-3	05/15/00	76.16	-----	28.56	-----	47.60
WCW-3	08/28/00	76.16	-----	28.72	-----	47.44
WCW-3	11/13/00	76.16	-----	28.16	-----	48.00
WCW-3	02/05/01	76.16	-----	28.70	-----	47.46
WCW-3	05/07/01	76.16	-----	28.15	-----	48.01
WCW-3	09/18/01	76.16	-----	27.78	-----	48.38
WCW-3	01/29/02	76.16	-----	27.99	-----	48.17
WCW-3	04/08/02	76.16	-----	28.25	-----	47.91
WCW-3	07/29/02	76.16	-----	28.41	-----	47.75
WCW-3	10/21/02	76.16	-----	28.50	-----	47.66
WCW-3	01/27/03	76.16	-----	28.47	-----	47.69
WCW-3	04/07/03	76.16	-----	28.49	-----	47.67
WCW-3	07/30/03	76.16	-----	28.29	-----	47.87
WCW-3	10/06/03	76.16	-----	28.44	-----	47.72
WCW-3	01/27/04	76.16	-----	28.58	-----	47.58
WCW-3	05/10/04	76.16	-----	28.34	-----	47.82
WCW-3	07/19/04	76.16	-----	28.18	-----	47.98

APPENDIX C
HISTORICAL GROUNDWATER ELEVATIONS, NOVEMBER 1996 THROUGH NOVEMBER 2022
Defense Fuel Support Point Norwalk
15306 Norwalk Boulevard, Norwalk, California 90650

Well	Date	Top of Casing Elevation (feet MSL)	Depth to Product (feet btc)	Depth to Groundwater (feet btc)	Measured Product Thickness (feet)	Groundwater Elevation (feet MSL)
WCW-3	11/01/04	76.16	-----	29.04	-----	47.12
WCW-3	02/01/05	76.16	-----	28.54	-----	47.62
WCW-3	05/02/05	76.16	-----	26.58	-----	49.58
WCW-3	02/27/06	76.16	-----	25.75	-----	50.41
WCW-3	05/01/06	76.16	-----	25.95	-----	50.21
WCW-3	09/18/06	76.16	-----	26.11	-----	50.05
WCW-3	12/01/06	76.16	-----	26.56	-----	49.60
WCW-3	03/12/07	76.16	-----	26.52	-----	49.64
WCW-3	04/30/07	76.16	-----	26.45	-----	49.71
WCW-3	08/28/07	76.16	-----	27.43	-----	48.73
WCW-3	11/12/07	76.16	-----	27.21	-----	48.95
WCW-3	02/19/08	76.16	-----	27.21	-----	48.95
WCW-3	04/14/08	76.16	-----	27.14	-----	49.02
WCW-3	08/11/08	76.16	-----	27.59	-----	48.57
WCW-3	10/14/08	76.16	-----	27.99	-----	48.17
WCW-3	04/20/09	76.16	-----	28.19	-----	47.97
WCW-3	07/20/09	76.16	-----	28.48	-----	47.68
WCW-3	10/19/09	76.16	-----	28.84	-----	47.32
WCW-3	01/12/10	76.16	-----	30.40	-----	45.76
WCW-3	03/15/10	76.16	-----	29.44	-----	46.72
WCW-3	05/24/10	76.16	-----	29.30	-----	46.86
WCW-3	05/28/10	76.16	-----	29.21	-----	46.95
WCW-3	10/04/10	76.16	-----	29.26	-----	46.90
WCW-3	01/08/11	76.16	-----	29.58	-----	46.58
WCW-3	01/10/11	76.16	-----	29.50	-----	46.66
WCW-3	04/11/11	76.16	-----	28.84	-----	47.32
WCW-3	04/12/11	76.16	-----	28.95	-----	47.21
WCW-3	07/07/11	76.16	-----	28.75	-----	47.41
WCW-3	07/11/11	76.16	-----	28.57	-----	47.59
WCW-3	10/10/11	76.16	-----	28.64	-----	47.52
WCW-3	01/09/12	76.16	-----	29.00	-----	47.16
WCW-3	04/16/12	76.16	-----	29.35	-----	46.81
WCW-3	07/09/12	76.16	-----	29.64	-----	46.52
WCW-3	10/15/12	76.16	-----	29.98	-----	46.18
WCW-3	01/14/13	76.16	-----	30.32	-----	45.84
WCW-3	04/08/13	76.16	-----	30.24	-----	45.92
WCW-3	10/07/13	76.16	-----	31.00	-----	45.16
WCW-3	04/14/14	76.16	-----	31.81	-----	44.35
WCW-3	10/27/14	76.16	-----	32.39	-----	43.77
WCW-3	04/20/15	76.16	-----	32.40	-----	43.76
WCW-3	10/19/15	76.16	-----	33.38	-----	42.78
WCW-3	04/11/16	76.16	-----	33.83	-----	42.33
WCW-3	10/03/16	76.16	-----	34.35	-----	41.81
WCW-3	04/17/17	76.16	-----	34.70	-----	41.46

APPENDIX C
HISTORICAL GROUNDWATER ELEVATIONS, NOVEMBER 1996 THROUGH NOVEMBER 2022
Defense Fuel Support Point Norwalk
15306 Norwalk Boulevard, Norwalk, California 90650

Well	Date	Top of Casing Elevation (feet MSL)	Depth to Product (feet btc)	Depth to Groundwater (feet btc)	Measured Product Thickness (feet)	Groundwater Elevation (feet MSL)
WCW-3	10/02/17	76.16	-----	34.79	-----	41.37
WCW-3	04/16/18	76.16	-----	35.26	-----	40.90
WCW-3	11/05/18	76.16	-----	35.62	-----	40.54
WCW-3	04/16/19	76.16	-----	35.82	-----	40.34
WCW-3	10/28/19	76.16	-----	35.98	-----	40.18
WCW-3	05/04/20	76.16	-----	36.10	-----	40.06
WCW-3	11/02/20	76.16	-----	36.13	-----	40.03
WCW-3	05/03/21	76.16	-----	36.90	-----	39.26
WCW-3	11/01/21	76.16	-----	36.50	-----	39.66
WCW-3	05/09/22	76.16	-----	36.90	-----	39.26
WCW-3	10/31/22	76.16	-----	37.17	-----	38.99
WCW-4	05/28/96	78.05	-----	32.63	-----	45.42
WCW-4	11/20/96	78.05	-----	32.61	-----	45.44
WCW-4	07/01/97	78.05	-----	32.95	-----	45.10
WCW-4	12/31/97	78.05	-----	32.63	-----	45.42
WCW-4	05/01/98	78.05	-----	31.10	-----	46.95
WCW-4	05/03/99	78.05	-----	30.25	-----	47.80
WCW-4	08/09/99	78.05	-----	30.45	-----	47.60
WCW-4	11/15/99	78.05	-----	30.85	-----	47.20
WCW-4	05/15/00	78.05	-----	34.00	-----	44.05
WCW-4	11/13/00	78.05	-----	30.69	-----	47.36
WCW-4	05/07/01	78.05	-----	31.16	-----	46.89
WCW-4	04/08/02	78.05	-----	30.25	-----	47.80
WCW-4	10/21/02	78.05	-----	30.46	-----	47.59
WCW-4	04/07/03	78.05	-----	30.38	-----	47.67
WCW-4	10/06/03	78.05	-----	30.31	-----	47.74
WCW-4	05/10/04	78.05	-----	30.61	-----	47.44
WCW-4	11/01/04	78.05	-----	30.98	-----	47.07
WCW-4	05/02/05	78.05	-----	28.52	-----	49.53
WCW-4	08/01/05	78.05	-----	27.84	-----	50.21
WCW-4	05/01/06	78.05	-----	27.90	-----	50.15
WCW-4	12/01/06	78.05	-----	28.54	-----	49.51
WCW-4	04/30/07	78.05	-----	28.50	-----	49.55
WCW-4	11/12/07	78.05	-----	29.23	-----	48.82
WCW-4	04/14/08	78.05	-----	29.12	-----	48.93
WCW-4	10/14/08	78.05	-----	29.96	-----	48.09
WCW-4	04/20/09	78.05	-----	30.20	-----	47.85
WCW-4	10/19/09	78.05	-----	30.83	-----	47.22
WCW-4	01/12/10	78.05	-----	31.40	-----	46.65
WCW-4	05/24/10	78.05	-----	31.26	-----	46.79
WCW-4	05/28/10	78.05	-----	31.23	-----	46.82
WCW-4	01/08/11	78.05	-----	31.57	-----	46.48
WCW-4	04/08/11	78.05	-----	29.98	-----	48.07

APPENDIX C
HISTORICAL GROUNDWATER ELEVATIONS, NOVEMBER 1996 THROUGH NOVEMBER 2022
Defense Fuel Support Point Norwalk
15306 Norwalk Boulevard, Norwalk, California 90650

Well	Date	Top of Casing Elevation (feet MSL)	Depth to Product (feet btc)	Depth to Groundwater (feet btc)	Measured Product Thickness (feet)	Groundwater Elevation (feet MSL)
WCW-4	04/11/11	78.05	-----	30.88	-----	47.17
WCW-4	07/07/11	78.05	-----	30.86	-----	47.19
WCW-4	10/06/11	78.05	-----	30.96	-----	47.09
WCW-4	04/16/12	78.05	-----	31.17	-----	46.88
WCW-4	04/08/13	78.05	-----	32.12	-----	45.93
WCW-4	10/07/13	78.05	-----	32.78	-----	45.27
WCW-4	04/14/14	78.05	-----	33.54	-----	44.51
WCW-4	10/27/14	78.05	-----	34.21	-----	43.84
WCW-4	04/20/15	78.05	-----	34.52	-----	43.53
WCW-4	10/19/15	78.05	-----	35.10	-----	42.95
WCW-4	04/11/16	78.05	-----	35.60	-----	42.45
WCW-4	10/03/16	78.05	-----	36.10	-----	41.95
WCW-4	04/17/17	78.05	-----	36.61	-----	41.44
WCW-4	10/02/17	78.05	-----	36.79	-----	41.26
WCW-4	04/16/18	78.05	-----	37.20	-----	40.85
WCW-4	11/05/18	78.05	-----	37.61	-----	40.44
WCW-4	04/16/19	78.05	-----	37.89	-----	40.16
WCW-4	10/28/19	78.05	-----	38.03	-----	40.02
WCW-4	05/04/20	78.05	-----	38.27	-----	39.78
WCW-4	11/02/20	78.05	-----	38.38	-----	39.67
WCW-4	05/03/21	78.05	-----	38.58	-----	39.47
WCW-4	11/01/21	78.05	-----	38.72	-----	39.33
WCW-4	05/09/22	78.05	-----	39.11	-----	38.94
WCW-4	10/31/22	78.05	-----	39.43	-----	38.62
WCW-5	05/28/96	73.49	-----	26.63	-----	46.86
WCW-5	11/20/96	73.49	-----	26.94	-----	46.55
WCW-5	07/01/97	73.49	-----	27.65	-----	45.84
WCW-5	12/31/97	73.49	-----	27.10	-----	46.39
WCW-5	05/01/98	73.49	-----	25.28	-----	48.21
WCW-5	05/04/99	73.49	-----	24.80	-----	48.69
WCW-5	08/09/99	73.49	-----	25.11	-----	48.38
WCW-5	11/15/99	73.49	-----	25.46	-----	48.03
WCW-5	05/15/00	73.49	-----	25.14	-----	48.35
WCW-5	11/13/00	73.49	-----	25.95	-----	47.54
WCW-5	05/07/01	73.49	-----	24.82	-----	48.67
WCW-5	04/08/02	73.49	-----	24.85	-----	48.64
WCW-5	10/21/02	73.49	-----	29.34	-----	44.15
WCW-5	04/07/03	73.49	-----	25.38	-----	48.11
WCW-5	10/06/03	73.49	-----	25.27	-----	48.22
WCW-5	05/10/04	73.49	-----	25.90	-----	47.59
WCW-5	11/01/04	73.49	-----	26.09	-----	47.40
WCW-5	05/02/05	73.49	-----	23.44	-----	50.05
WCW-5	05/01/06	73.49	-----	22.85	-----	50.64

APPENDIX C
HISTORICAL GROUNDWATER ELEVATIONS, NOVEMBER 1996 THROUGH NOVEMBER 2022
Defense Fuel Support Point Norwalk
15306 Norwalk Boulevard, Norwalk, California 90650

Well	Date	Top of Casing Elevation (feet MSL)	Depth to Product (feet btc)	Depth to Groundwater (feet btc)	Measured Product Thickness (feet)	Groundwater Elevation (feet MSL)
WCW-5	12/01/06	73.49	-----	23.80	-----	49.69
WCW-5	04/30/07	73.49	-----	23.56	-----	49.93
WCW-5	11/12/07	73.49	-----	24.15	-----	49.34
WCW-5	04/14/08	73.49	-----	24.20	-----	49.29
WCW-5	10/14/08	73.49	-----	24.82	-----	48.67
WCW-5	04/20/09	73.49	-----	24.97	-----	48.52
WCW-5	10/19/09	73.49	-----	25.71	-----	47.78
WCW-5	01/12/10	73.49	-----	26.53	-----	46.96
WCW-5	05/24/10	73.49	-----	25.70	-----	47.79
WCW-5	05/28/10	73.49	-----	25.65	-----	47.84
WCW-5	01/08/11	73.49	-----	26.15	-----	47.34
WCW-5	04/08/11	73.49	-----	25.32	-----	48.17
WCW-5	04/11/11	73.49	-----	25.23	-----	48.26
WCW-5	07/07/11	73.49	-----	24.85	-----	48.64
WCW-5	10/06/11	73.49	-----	25.18	-----	48.31
WCW-5	04/16/12	73.49	-----	25.92	-----	47.57
WCW-5	04/08/13	73.49	-----	27.17	-----	46.32
WCW-5	10/07/13	73.49	-----	28.62	-----	44.87
WCW-5	04/14/14	73.49	-----	28.76	-----	44.73
WCW-5	10/27/14	73.49	-----	29.51	-----	43.98
WCW-5	04/20/15	73.49	-----	29.93	-----	43.56
WCW-5	10/19/15	73.49	-----	30.77	-----	42.72
WCW-5	04/11/16	73.49	-----	31.48	-----	42.01
WCW-5	10/03/16	73.49	-----	32.20	-----	41.29
WCW-5	04/17/17	73.49	-----	31.21	-----	42.28
WCW-5	10/02/17	73.49	-----	32.34	-----	41.15
WCW-5	04/16/18	73.49	-----	32.90	-----	40.59
WCW-5	11/05/18	73.49	-----	33.38	-----	40.11
WCW-5	04/16/19	73.49	-----	32.51	-----	40.98
WCW-5	10/28/19	73.49	-----	33.28	-----	40.21
WCW-5	05/04/20	73.49	-----	33.67	-----	39.82
WCW-5	11/02/20	73.49	-----	33.00	-----	40.49
WCW-5	05/03/21	73.49	-----	33.30	-----	40.19
WCW-5	11/01/21	73.49	-----	33.58	-----	39.91
WCW-5	05/09/22	73.49	-----	33.72	-----	39.77
WCW-5	10/31/22	73.49	-----	33.74	-----	39.75
WCW-6	05/28/96	75.52	-----	28.91	-----	46.61
WCW-6	11/20/96	75.52	-----	29.55	-----	45.97
WCW-6	07/01/97	75.52	-----	30.17	-----	45.35
WCW-6	12/31/97	75.52	-----	29.46	-----	46.06
WCW-6	05/01/98	75.52	-----	27.67	-----	47.85
WCW-6	05/04/99	75.52	-----	27.38	-----	48.14
WCW-6	08/09/99	75.52	-----	27.82	-----	47.70

APPENDIX C
HISTORICAL GROUNDWATER ELEVATIONS, NOVEMBER 1996 THROUGH NOVEMBER 2022
Defense Fuel Support Point Norwalk
15306 Norwalk Boulevard, Norwalk, California 90650

Well	Date	Top of Casing Elevation (feet MSL)	Depth to Product (feet btc)	Depth to Groundwater (feet btc)	Measured Product Thickness (feet)	Groundwater Elevation (feet MSL)
WCW-6	11/15/99	75.52	-----	27.90	-----	47.62
WCW-6	05/15/00	75.52	-----	27.68	-----	47.84
WCW-6	11/13/00	75.52	-----	28.67	-----	46.85
WCW-6	05/07/01	75.52	-----	27.21	-----	48.31
WCW-6	04/08/02	75.52	-----	27.52	-----	48.00
WCW-6	10/21/02	75.52	-----	27.72	-----	47.80
WCW-6	04/07/03	75.52	-----	27.63	-----	47.89
WCW-6	10/06/03	75.52	-----	27.75	-----	47.77
WCW-6	05/10/04	75.52	-----	28.35	-----	47.17
WCW-6	11/01/04	75.52	-----	28.51	-----	47.01
WCW-6	05/02/05	75.52	-----	25.64	-----	49.88
WCW-6	05/01/06	75.52	-----	25.10	-----	50.42
WCW-6	12/01/06	75.52	-----	26.06	-----	49.46
WCW-6	04/30/07	75.52	-----	25.79	-----	49.73
WCW-6	11/12/07	75.52	-----	26.44	-----	49.08
WCW-6	04/14/08	75.52	-----	26.41	-----	49.11
WCW-6	10/14/08	75.52	-----	27.13	-----	48.39
WCW-6	04/20/09	75.52	-----	27.40	-----	48.12
WCW-6	10/19/09	75.52	-----	27.87	-----	47.65
WCW-6	01/12/10	75.52	-----	28.24	-----	47.28
WCW-6	05/24/10	75.52	-----	28.10	-----	47.42
WCW-6	05/28/10	75.52	-----	28.02	-----	47.50
WCW-6	01/08/11	75.52	-----	28.58	-----	46.94
WCW-6	04/08/11	75.52	-----	27.55	-----	47.97
WCW-6	04/11/11	75.52	-----	27.41	-----	48.11
WCW-6	07/07/11	75.52	-----	27.19	-----	48.33
WCW-6	10/06/11	75.52	-----	27.62	-----	47.90
WCW-6	10/10/11	75.52	-----	27.33	-----	48.19
WCW-6	04/16/12	75.52	-----	28.33	-----	47.19
WCW-6	04/08/13	75.52	-----	29.59	-----	45.93
WCW-6	10/07/13	75.52	-----	30.56	-----	44.96
WCW-6	04/14/14	75.52	-----	31.12	-----	44.40
WCW-6	10/27/14	75.52	-----	31.69	-----	43.83
WCW-6	04/20/15	75.52	-----	32.08	-----	43.44
WCW-6	10/19/15	75.52	-----	32.82	-----	42.70
WCW-6	04/11/16	75.52	-----	33.53	-----	41.99
WCW-6	10/03/16	75.52	-----	34.00	-----	41.52
WCW-6	04/17/17	75.52	-----	33.51	-----	42.01
WCW-6	10/02/17	75.52	-----	34.22	-----	41.30
WCW-6	04/16/18	75.52	-----	34.70	-----	40.82
WCW-6	11/05/18	75.52	-----	35.11	-----	40.41
WCW-6	04/16/19	75.52	-----	34.45	-----	41.07
WCW-6	10/28/19	75.52	-----	35.15	-----	40.37
WCW-6	05/04/20	75.52	-----	34.75	-----	40.77

APPENDIX C
HISTORICAL GROUNDWATER ELEVATIONS, NOVEMBER 1996 THROUGH NOVEMBER 2022
Defense Fuel Support Point Norwalk
15306 Norwalk Boulevard, Norwalk, California 90650

Well	Date	Top of Casing Elevation (feet MSL)	Depth to Product (feet btc)	Depth to Groundwater (feet btc)	Measured Product Thickness (feet)	Groundwater Elevation (feet MSL)
WCW-6	11/02/20	75.52	-----	34.92	-----	40.60
WCW-6	05/03/21	75.52	-----	35.36	-----	40.16
WCW-6	11/01/21	75.52	-----	35.47	-----	40.05
WCW-6	05/09/22	75.52	-----	35.70	-----	39.82
WCW-6	10/31/22	75.52	-----	35.84	-----	39.68
WCW-7	05/28/96	76.44	-----	28.91	-----	47.53
WCW-7	11/20/96	76.44	-----	30.55	-----	45.89
WCW-7	07/01/97	76.44	-----	31.50	-----	44.94
WCW-7	12/31/97	76.44	-----	30.79	-----	45.65
WCW-7	05/01/98	76.44	-----	28.81	-----	47.63
WCW-7	05/04/99	76.44	-----	29.26	-----	47.18
WCW-7	08/09/99	76.44	-----	29.75	-----	46.69
WCW-7	11/15/99	76.44	-----	29.86	-----	46.58
WCW-7	05/15/00	76.44	-----	29.02	-----	47.42
WCW-7	11/13/00	76.44	-----	29.69	-----	46.75
WCW-7	02/05/01	76.44	-----	29.10	-----	47.34
WCW-7	05/07/01	76.44	-----	28.48	-----	47.96
WCW-7	09/18/01	76.44	-----	28.18	-----	48.26
WCW-7	01/29/02	76.44	-----	28.64	-----	47.80
WCW-7	04/08/02	76.44	-----	29.03	-----	47.41
WCW-7	07/29/02	76.44	-----	28.94	-----	47.50
WCW-7	10/21/02	76.44	-----	28.93	-----	47.51
WCW-7	01/27/03	76.44	-----	28.70	-----	47.74
WCW-7	04/07/03	76.44	-----	28.72	-----	47.72
WCW-7	07/31/03	76.44	-----	28.67	-----	47.77
WCW-7	10/06/03	76.44	-----	29.03	-----	47.41
WCW-7	01/27/04	76.44	-----	28.98	-----	47.46
WCW-7	05/10/04	76.44	-----	29.46	-----	46.98
WCW-7	07/19/04	76.44	-----	30.18	-----	46.26
WCW-7	11/01/04	76.44	-----	29.56	-----	46.88
WCW-7	02/01/05	76.44	-----	28.76	-----	47.68
WCW-7	05/02/05	76.44	-----	26.51	-----	49.93
WCW-7	08/01/05	76.44	-----	25.72	-----	50.72
WCW-7	02/27/06	76.44	-----	25.09	-----	51.35
WCW-7	05/01/06	76.44	-----	26.41	-----	50.03
WCW-7	09/18/06	76.44	-----	26.72	-----	49.72
WCW-7	12/01/06	76.44	-----	27.13	-----	49.31
WCW-7	03/12/07	76.44	-----	27.28	-----	49.16
WCW-7	04/30/07	76.44	-----	26.96	-----	49.48
WCW-7	08/28/07	76.44	-----	26.70	-----	49.74
WCW-7	11/12/07	76.44	-----	27.67	-----	48.77
WCW-7	02/19/08	76.44	-----	27.69	-----	48.75
WCW-7	04/14/08	76.44	-----	27.56	-----	48.88

APPENDIX C
HISTORICAL GROUNDWATER ELEVATIONS, NOVEMBER 1996 THROUGH NOVEMBER 2022
Defense Fuel Support Point Norwalk
15306 Norwalk Boulevard, Norwalk, California 90650

Well	Date	Top of Casing Elevation (feet MSL)	Depth to Product (feet btc)	Depth to Groundwater (feet btc)	Measured Product Thickness (feet)	Groundwater Elevation (feet MSL)
WCW-7	08/11/08	76.44	-----	28.00	-----	48.44
WCW-7	10/16/08	76.44	-----	28.53	-----	47.91
WCW-7	04/20/09	76.44	-----	28.72	-----	47.72
WCW-7	07/20/09	76.44	-----	28.94	-----	47.50
WCW-7	10/19/09	76.44	-----	29.29	-----	47.15
WCW-7	01/12/10	76.44	-----	29.94	-----	46.50
WCW-7	03/15/10	76.44	-----	30.00	-----	46.44
WCW-7	05/24/10	76.44	-----	29.75	-----	46.69
WCW-7	05/28/10	76.44	-----	29.65	-----	46.79
WCW-7	10/04/10	76.44	-----	29.53	-----	46.91
WCW-7	01/08/11	76.44	-----	30.23	-----	46.21
WCW-7	01/10/11	76.44	-----	29.87	-----	46.57
WCW-7	04/08/11	76.44	-----	29.04	-----	47.40
WCW-7	04/11/11	76.44	-----	28.90	-----	47.54
WCW-7	07/07/11	76.44	-----	28.96	-----	47.48
WCW-7	07/11/11	76.44	-----	28.74	-----	47.70
WCW-7	10/10/11	76.44	-----	28.93	-----	47.51
WCW-7	01/09/12	76.44	-----	29.35	-----	47.09
WCW-7	04/16/12	76.44	-----	29.17	-----	47.27
WCW-7	07/09/12	76.44	-----	28.34	-----	48.10
WCW-7	10/15/12	76.44	-----	30.41	-----	46.03
WCW-7	01/14/13	76.44	-----	30.88	-----	45.56
WCW-7	04/08/13	76.44	-----	30.91	-----	45.53
WCW-7	10/07/13	76.44	-----	32.25	-----	44.19
WCW-7	04/14/14	76.44	-----	32.46	-----	43.98
WCW-7	10/27/14	76.44	-----	32.88	-----	43.56
WCW-7	04/20/15	76.44	-----	33.22	-----	43.22
WCW-7	10/19/15	76.44	-----	34.05	-----	42.39
WCW-7	04/11/16	76.44	-----	34.46	-----	41.98
WCW-7	10/03/16	76.44	-----	34.22	-----	42.22
WCW-7	04/17/17	76.44	-----	DRY	-----	NC
WCW-7	10/02/17	76.44	-----	35.34	-----	41.10
WCW-7	04/16/18	76.44	-----	35.49	-----	40.95
WCW-7	11/05/18	76.44	-----	35.62	-----	40.82
WCW-7	04/16/19	76.44	-----	35.42	-----	41.02
WCW-7	10/28/19	76.44	-----	35.97	-----	40.47
WCW-7	05/04/20	76.44	-----	36.27	-----	40.17
WCW-7	11/02/20	76.44	-----	36.13	-----	40.31
WCW-7	05/03/21	76.44	-----	36.66	-----	39.78
WCW-7	11/01/21	76.44	-----	36.54	-----	39.90
WCW-7	05/09/22	76.44	obstruction at 36.97 feet			
WCW-7	10/31/22	76.44	obstruction at 36.92 feet			
WCW-8	05/28/96	77.34	-----	31.45	-----	45.89

APPENDIX C
HISTORICAL GROUNDWATER ELEVATIONS, NOVEMBER 1996 THROUGH NOVEMBER 2022
Defense Fuel Support Point Norwalk
15306 Norwalk Boulevard, Norwalk, California 90650

Well	Date	Top of Casing Elevation (feet MSL)	Depth to Product (feet btc)	Depth to Groundwater (feet btc)	Measured Product Thickness (feet)	Groundwater Elevation (feet MSL)
WCW-8	11/20/96	77.34	-----	31.59	-----	45.75
WCW-8	07/01/97	77.34	-----	32.38	-----	44.96
WCW-8	12/31/97	77.34	-----	31.81	-----	45.53
WCW-8	05/01/98	77.34	-----	30.04	-----	47.30
WCW-8	05/04/99	77.34	-----	30.21	-----	47.13
WCW-8	08/09/99	77.34	-----	30.49	-----	46.85
WCW-8	11/15/99	77.34	-----	30.81	-----	46.53
WCW-8	05/15/00	77.34	-----	29.88	-----	47.46
WCW-8	08/28/00	77.34	-----	30.23	-----	47.11
WCW-8	11/13/00	77.34	-----	30.26	-----	47.08
WCW-8	02/05/01	77.34	-----	30.01	-----	47.33
WCW-8	05/07/01	77.34	-----	29.42	-----	47.92
WCW-8	09/18/01	77.34	-----	29.11	-----	48.23
WCW-8	01/29/02	77.34	-----	29.45	-----	47.89
WCW-8	04/08/02	77.34	-----	29.77	-----	47.57
WCW-8	10/21/02	77.34	-----	29.84	-----	47.50
WCW-8	04/07/03	77.34	-----	29.71	-----	47.63
WCW-8	10/06/03	77.34	-----	29.75	-----	47.59
WCW-8	05/10/04	77.34	-----	29.99	-----	47.35
WCW-8	11/01/04	77.34	-----	30.36	-----	46.98
WCW-8	05/02/05	77.34	-----	27.42	-----	49.92
WCW-8	05/01/06	77.34	-----	27.18	-----	50.16
WCW-8	12/01/06	77.34	-----	27.91	-----	49.43
WCW-8	04/30/07	77.34	-----	27.82	-----	49.52
WCW-8	11/12/07	77.34	-----	28.62	-----	48.72
WCW-8	04/14/08	77.34	-----	28.53	-----	48.81
WCW-8	10/16/08	77.34	-----	29.52	-----	47.82
WCW-8	04/20/09	77.34	-----	29.40	-----	47.94
WCW-8	10/19/09	77.34	-----	30.10	-----	47.24
WCW-8	01/12/10	77.34	-----	31.30	-----	46.04
WCW-8	05/24/10	77.34	-----	30.75	-----	46.59
WCW-8	05/28/10	77.34	-----	30.74	-----	46.60
WCW-8	01/08/11	77.34	-----	31.27	-----	46.07
WCW-8	04/08/11	77.34	-----	30.15	-----	47.19
WCW-8	04/11/11	77.34	-----	30.03	-----	47.31
WCW-8	07/07/11	77.34	-----	30.07	-----	47.27
WCW-8	10/06/11	77.34	-----	30.27	-----	47.07
WCW-8	04/16/12	77.34	-----	30.76	-----	46.58
WCW-8	04/08/13	77.34	-----	31.62	-----	45.72
WCW-8	10/07/13	77.34	-----	32.42	-----	44.92
WCW-8	04/14/14	77.34	-----	33.53	-----	43.81
WCW-8	10/27/14	77.34	-----	33.75	-----	43.59
WCW-8	04/20/15	77.34	-----	34.05	-----	43.29
WCW-8	10/19/15	77.34	-----	34.78	-----	42.56

APPENDIX C
HISTORICAL GROUNDWATER ELEVATIONS, NOVEMBER 1996 THROUGH NOVEMBER 2022
Defense Fuel Support Point Norwalk
15306 Norwalk Boulevard, Norwalk, California 90650

Well	Date	Top of Casing Elevation (feet MSL)	Depth to Product (feet btc)	Depth to Groundwater (feet btc)	Measured Product Thickness (feet)	Groundwater Elevation (feet MSL)
WCW-8	04/11/16	77.34	-----	35.17	-----	42.17
WCW-8	10/03/16	77.34	-----	35.70	-----	41.64
WCW-8	04/17/17	77.34	-----	36.00	-----	41.34
WCW-8	10/02/17	77.34	-----	36.14	-----	41.20
WCW-8	04/16/18	77.34	-----	36.56	-----	40.78
WCW-8	11/05/18	77.34	-----	37.04	-----	40.30
WCW-8	04/16/19	77.34	-----	36.92	-----	40.42
WCW-8	10/28/19	77.34	-----	37.20	-----	40.14
WCW-8	05/04/20	77.34	-----	37.29	-----	40.05
WCW-8	11/02/20	77.34	-----	37.24	-----	40.10
WCW-8	05/03/21	77.34	-----	37.62	-----	39.72
WCW-8	11/01/21	77.34	-----	37.74	-----	39.60
WCW-8	05/09/22	77.34	-----	38.03	-----	39.31
WCW-8	10/31/22	77.34	-----	38.27	-----	39.07
WCW-9	05/28/96	77.74	-----	31.98	-----	45.76
WCW-9	11/20/96	77.74	-----	32.13	-----	45.61
WCW-9	07/01/97	77.74	-----	32.47	-----	45.27
WCW-9	12/31/97	77.74	-----	32.22	-----	45.52
WCW-9	05/01/98	77.74	-----	30.75	-----	46.99
WCW-9	05/04/99	77.74	-----	30.16	-----	47.58
WCW-9	08/09/99	77.74	-----	30.44	-----	47.30
WCW-9	11/15/99	77.74	-----	30.79	-----	46.95
WCW-9	05/15/00	77.74	-----	30.32	-----	47.42
WCW-9	11/13/00	77.74	-----	30.59	-----	47.15
WCW-9	05/07/01	77.74	-----	29.92	-----	47.82
WCW-9	04/08/02	77.74	-----	30.07	-----	47.67
WCW-9	10/21/02	77.74	-----	30.36	-----	47.38
WCW-9	04/07/03	77.74	-----	30.23	-----	47.51
WCW-9	10/06/03	77.74	-----	30.20	-----	47.54
WCW-9	05/10/04	77.74	-----	30.35	-----	47.39
WCW-9	11/01/04	77.74	-----	30.77	-----	46.97
WCW-9	05/02/05	77.74	-----	27.80	-----	49.94
WCW-9	05/01/06	77.74	-----	27.61	-----	50.13
WCW-9	12/01/06	77.74	-----	28.54	-----	49.20
WCW-9	04/30/07	77.74	-----	28.36	-----	49.38
WCW-9	11/12/07	77.74	-----	29.24	-----	48.50
WCW-9	04/14/08	77.74	-----	29.11	-----	48.63
WCW-9	10/16/08	77.74	-----	29.98	-----	47.76
WCW-9	04/20/09	77.74	-----	29.96	-----	47.78
WCW-9	05/24/10	77.74	-----	31.02	-----	46.72
WCW-9	05/28/10	77.74	-----	31.00	-----	46.74
WCW-9	10/01/10	77.74	-----	31.00	-----	46.74
WCW-9	01/08/11	77.74	-----	31.37	-----	46.37

APPENDIX C
HISTORICAL GROUNDWATER ELEVATIONS, NOVEMBER 1996 THROUGH NOVEMBER 2022
Defense Fuel Support Point Norwalk
15306 Norwalk Boulevard, Norwalk, California 90650

Well	Date	Top of Casing Elevation (feet MSL)	Depth to Product (feet btc)	Depth to Groundwater (feet btc)	Measured Product Thickness (feet)	Groundwater Elevation (feet MSL)
WCW-9	04/11/11	77.74	-----	30.68	-----	47.06
WCW-9	04/12/11	77.74	-----	30.78	-----	46.96
WCW-9	07/07/11	77.74	-----	30.66	-----	47.08
WCW-9	10/06/11	77.74	-----	30.82	-----	46.92
WCW-9	04/16/12	77.74	-----	31.15	-----	46.59
WCW-9	04/08/13	77.74	-----	31.73	-----	46.01
WCW-9	10/07/13	77.74	-----	33.04	-----	44.70
WCW-9	04/14/14	77.74	-----	33.24	-----	44.50
WCW-9	10/27/14	77.74	-----	34.10	-----	43.64
WCW-9	04/20/15	77.74	-----	33.92	-----	43.82
WCW-9	10/19/15	77.74	-----	34.91	-----	42.83
WCW-9	04/11/16	77.74	-----	35.52	-----	42.22
WCW-9	10/03/16	77.74	-----	35.29	-----	42.45
WCW-9	04/17/17	77.74	-----	35.10	-----	42.64
WCW-9	10/02/17	77.74	-----	36.49	-----	41.25
WCW-9	04/16/18	77.74	-----	36.82	-----	40.92
WCW-9	11/05/18	77.74	-----	36.92	-----	40.82
WCW-9	04/16/19	77.74	-----	37.38	-----	40.36
WCW-9	10/28/19	77.74	-----	36.39	-----	41.35
WCW-9	05/04/20	77.74	-----	37.72	-----	40.02
WCW-9	11/02/20	77.74	-----	37.00	-----	40.74
WCW-9	05/03/21	77.74	-----	37.34	-----	40.40
WCW-9	11/01/21	77.74	-----	37.27	-----	40.47
WCW-9	05/09/22	77.74	-----	38.02	-----	39.72
WCW-9	10/31/22	77.74	-----	37.61	-----	40.13
WCW-10	05/28/96	74.06	-----	27.71	-----	46.35
WCW-10	11/20/96	74.06	-----	27.61	-----	46.45
WCW-10	07/01/97	74.06	-----	27.23	-----	46.83
WCW-10	12/31/97	74.06	-----	27.21	-----	46.85
WCW-10	05/01/98	74.06	-----	23.22	-----	50.84
WCW-10	05/04/99	74.06	-----	24.52	-----	49.54
WCW-10	08/09/99	74.06	-----	24.63	-----	49.43
WCW-10	11/15/99	74.06	-----	24.89	-----	49.17
WCW-10	05/15/00	74.06	-----	25.50	-----	48.56
WCW-10	11/13/00	74.06	-----	25.18	-----	48.88
WCW-10	05/07/01	74.06	-----	24.66	-----	49.40
WCW-10	04/08/02	74.06	-----	24.71	-----	49.35
WCW-10	10/21/02	74.06	-----	25.20	-----	48.86
WCW-10	04/07/03	74.06	-----	25.23	-----	48.83
WCW-10	05/10/04	74.06	-----	25.41	-----	48.65
WCW-10	11/01/04	74.06	-----	25.66	-----	48.40
WCW-10	05/02/05	74.06	-----	23.47	-----	50.59
WCW-10	05/01/06	74.06	-----	23.17	-----	50.89

APPENDIX C
HISTORICAL GROUNDWATER ELEVATIONS, NOVEMBER 1996 THROUGH NOVEMBER 2022
Defense Fuel Support Point Norwalk
15306 Norwalk Boulevard, Norwalk, California 90650

Well	Date	Top of Casing Elevation (feet MSL)	Depth to Product (feet btc)	Depth to Groundwater (feet btc)	Measured Product Thickness (feet)	Groundwater Elevation (feet MSL)
WCW-10	04/30/07	74.06	-----	23.74	-----	50.32
WCW-10	11/12/07	74.06	-----	24.41	-----	49.65
WCW-10	10/14/08	74.06	-----	24.95	-----	49.11
WCW-10	04/20/09	74.06	-----	24.90	-----	49.16
WCW-10	01/12/10	74.06	-----	26.40	-----	47.66
WCW-10	05/24/10	74.06	-----	25.70	-----	48.36
WCW-10	05/28/10	74.06	-----	25.67	-----	48.39
WCW-10	10/01/10	74.06	-----	25.86	-----	48.20
WCW-10	01/08/11	74.06	-----	25.92	-----	48.14
WCW-10	04/08/11	74.06	-----	25.62	-----	48.44
WCW-10	04/11/11	74.06	-----	25.55	-----	48.51
WCW-10	07/07/11	74.06	-----	25.40	-----	48.66
WCW-10	10/06/11	74.06	-----	25.41	-----	48.65
WCW-10	04/16/12	74.06	-----	25.80	-----	48.26
WCW-10	04/08/13	74.06	-----	26.73	-----	47.33
WCW-10	10/07/13	74.06	-----	28.01	-----	46.05
WCW-10	04/14/14	74.06	-----	28.00	-----	46.06
WCW-10	10/27/14	74.06	-----	28.45	-----	45.61
WCW-10	04/20/15	74.06	-----	29.17	-----	44.89
WCW-10	10/19/15	74.06	-----	30.00	-----	44.06
WCW-10	04/11/16	74.06	-----	30.79	-----	43.27
WCW-10	10/03/16	74.06	-----	31.81	-----	42.25
WCW-10	04/17/17	74.06	-----	32.13	-----	41.93
WCW-10	10/02/17	74.06	-----	32.52	-----	41.54
WCW-10	04/16/18	74.06	-----	33.20	-----	40.86
WCW-10	11/05/18	74.06	-----	34.02	-----	40.04
WCW-10	04/16/19	74.06	-----	34.52	-----	39.54
WCW-10	10/28/19	74.06	-----	33.91	-----	40.15
WCW-10	05/04/20	74.06	-----	34.99	-----	39.07
WCW-10	11/02/20	74.06	-----	34.00	-----	40.06
WCW-10	05/03/21	74.06	-----	34.46	-----	39.60
WCW-10	11/01/21	74.06	-----	34.88	-----	39.18
WCW-10	05/09/22	74.06	-----	35.36	-----	38.70
WCW-10	10/31/22	74.06	-----	35.62	-----	38.44
WCW-11	05/28/96	75.29	-----	29.30	-----	45.99
WCW-11	11/20/96	75.29	-----	29.24	-----	46.05
WCW-11	07/01/97	75.29	-----	28.91	-----	46.38
WCW-11	12/31/97	75.29	-----	29.14	-----	46.15
WCW-11	05/01/98	75.29	-----	26.04	-----	49.25
WCW-11	05/04/99	75.29	-----	26.63	-----	48.66
WCW-11	08/09/99	75.29	-----	26.30	-----	48.99
WCW-11	11/15/99	75.29	-----	26.55	-----	48.74
WCW-11	05/15/00	75.29	-----	26.91	-----	48.38

APPENDIX C
HISTORICAL GROUNDWATER ELEVATIONS, NOVEMBER 1996 THROUGH NOVEMBER 2022
Defense Fuel Support Point Norwalk
15306 Norwalk Boulevard, Norwalk, California 90650

Well	Date	Top of Casing Elevation (feet MSL)	Depth to Product (feet btc)	Depth to Groundwater (feet btc)	Measured Product Thickness (feet)	Groundwater Elevation (feet MSL)
WCW-11	11/13/00	75.29	-----	26.77	-----	48.52
WCW-11	05/07/01	75.29	-----	26.65	-----	48.64
WCW-11	04/08/02	75.29	-----	26.45	-----	48.84
WCW-11	10/21/02	75.29	-----	26.72	-----	48.57
WCW-11	04/07/03	75.29	-----	26.78	-----	48.51
WCW-11	05/10/04	75.29	-----	26.89	-----	48.40
WCW-11	11/01/04	75.29	-----	27.22	-----	48.07
WCW-11	05/02/05	75.29	-----	25.23	-----	50.06
WCW-11	05/01/06	75.29	-----	24.45	-----	50.84
WCW-11	04/30/07	75.29	-----	25.18	-----	50.11
WCW-11	11/12/07	75.29	-----	25.97	-----	49.32
WCW-11	10/16/08	75.29	-----	26.61	-----	48.68
WCW-11	04/20/09	75.29	-----	26.62	-----	48.67
WCW-11	01/12/10	75.29	-----	27.83	-----	47.46
WCW-11	05/24/10	75.29	-----	27.77	-----	47.52
WCW-11	05/28/10	75.29	-----	27.46	-----	47.83
WCW-11	10/01/10	75.29	-----	27.65	-----	47.64
WCW-11	01/08/11	75.29	-----	27.67	-----	47.62
WCW-11	04/08/11	75.29	-----	27.39	-----	47.90
WCW-11	04/11/11	75.29	-----	27.43	-----	47.86
WCW-11	07/07/11	75.29	27.18	27.19	0.01	NC
WCW-11	10/06/11	75.29	-----	27.11	-----	48.18
WCW-11	04/16/12	75.29	-----	27.56	-----	47.73
WCW-11	04/08/13	75.29	-----	26.91	-----	48.38
WCW-11	10/07/13	75.29	-----	29.54	-----	45.75
WCW-11	04/14/14	75.29	-----	29.79	-----	45.50
WCW-11	10/27/14	75.29	-----	30.61	-----	44.68
WCW-11	04/20/15	75.29	-----	31.19	-----	44.10
WCW-11	10/19/15	75.29	-----	32.02	-----	43.27
WCW-11	04/11/16	75.29	-----	32.67	-----	42.62
WCW-11	10/03/16	75.29	-----	33.31	-----	41.98
WCW-11	04/17/17	75.29	-----	33.65	-----	41.64
WCW-11	10/02/17	75.29	-----	34.14	-----	41.15
WCW-11	04/16/18	75.29	-----	34.85	-----	40.44
WCW-11	11/05/18	75.29	-----	35.51	-----	39.78
WCW-11	04/16/19	75.29	-----	35.09	-----	40.20
WCW-11	10/28/19	75.29	-----	35.57	-----	39.72
WCW-11	05/04/20	75.29	-----	35.65	-----	39.64
WCW-11	11/02/20	75.29	-----	35.37	-----	39.92
WCW-11	05/03/21	75.29	-----	35.87	-----	39.42
WCW-11	11/01/21	75.29	-----	36.39	-----	38.90
WCW-11	05/09/22	75.29	-----	36.73	-----	38.56
WCW-11	10/31/22	75.29	-----	37.20	-----	38.09

APPENDIX C
HISTORICAL GROUNDWATER ELEVATIONS, NOVEMBER 1996 THROUGH NOVEMBER 2022
Defense Fuel Support Point Norwalk
15306 Norwalk Boulevard, Norwalk, California 90650

Well	Date	Top of Casing Elevation (feet MSL)	Depth to Product (feet btc)	Depth to Groundwater (feet btc)	Measured Product Thickness (feet)	Groundwater Elevation (feet MSL)
WCW-12	05/28/96	76.27	-----	37.07	-----	39.20
WCW-12	11/20/96	76.27	-----	30.89	-----	45.38
WCW-12	07/01/97	76.27	-----	30.34	-----	45.93
WCW-12	12/31/97	76.27	-----	30.59	-----	45.68
WCW-12	05/01/98	76.27	-----	29.31	-----	46.96
WCW-12	05/04/99	76.27	-----	27.63	-----	48.64
WCW-12	08/09/99	76.27	-----	27.81	-----	48.46
WCW-12	11/15/99	76.27	-----	28.20	-----	48.07
WCW-12	05/15/00	76.27	-----	28.17	-----	48.10
WCW-12	11/13/00	76.27	-----	28.21	-----	48.06
WCW-12	05/07/01	76.27	-----	27.79	-----	48.48
WCW-12	04/08/02	76.27	-----	27.70	-----	48.57
WCW-12	10/21/02	76.27	-----	28.24	-----	48.03
WCW-12	04/07/03	76.27	-----	28.23	-----	48.04
WCW-12	05/10/04	76.27	-----	28.34	-----	47.93
WCW-12	11/01/04	76.27	-----	28.74	-----	47.53
WCW-12	05/02/05	76.27	-----	26.61	-----	49.66
WCW-12	05/01/06	76.27	-----	25.95	-----	50.32
WCW-12	12/01/06	76.27	-----	26.39	-----	49.88
WCW-12	04/30/07	76.27	-----	26.39	-----	49.88
WCW-12	11/12/07	76.27	-----	27.15	-----	49.12
WCW-12	04/14/08	76.27	-----	27.14	-----	49.13
WCW-12	10/16/08	76.27	-----	27.93	-----	48.34
WCW-12	04/20/09	76.27	-----	27.82	-----	48.45
WCW-12	10/19/09	76.27	-----	28.52	-----	47.75
WCW-12	01/12/10	76.27	-----	29.04	-----	47.23
WCW-12	05/24/10	76.27	-----	28.90	-----	47.37
WCW-12	05/28/10	76.27	-----	28.90	-----	47.37
WCW-12	01/08/11	76.27	-----	29.16	-----	47.11
WCW-12	04/08/11	76.27	-----	28.79	-----	47.48
WCW-12	04/11/11	76.27	-----	28.70	-----	47.57
WCW-12	07/07/11	76.27	-----	28.60	-----	47.67
WCW-12	10/06/11	76.27	-----	28.55	-----	47.72
WCW-12	04/16/12	76.27	-----	29.05	-----	47.22
WCW-12	04/08/13	76.27	-----	29.98	-----	46.29
WCW-12	10/07/13	76.27	-----	31.13	-----	45.14
WCW-12	04/14/14	76.27	-----	31.30	-----	44.97
WCW-12	04/14/14	76.27	-----	31.30	-----	44.97
WCW-12	04/20/15	76.27	-----	32.62	-----	43.65
WCW-12	10/19/15	76.27	-----	33.32	-----	42.95
WCW-12	04/11/16	76.27	-----	34.06	-----	42.21
WCW-12	10/03/16	76.27	-----	34.60	-----	41.67
WCW-12	04/17/17	76.27	-----	35.00	-----	41.27
WCW-12	10/02/17	76.27	-----	35.22	-----	41.05

APPENDIX C
HISTORICAL GROUNDWATER ELEVATIONS, NOVEMBER 1996 THROUGH NOVEMBER 2022
Defense Fuel Support Point Norwalk
15306 Norwalk Boulevard, Norwalk, California 90650

Well	Date	Top of Casing Elevation (feet MSL)	Depth to Product (feet btc)	Depth to Groundwater (feet btc)	Measured Product Thickness (feet)	Groundwater Elevation (feet MSL)
WCW-12	04/16/18	76.27	-----	35.72	-----	40.55
WCW-12	11/05/18	76.27	-----	36.23	-----	40.04
WCW-12	04/16/19	76.27	-----	36.12	-----	40.15
WCW-12	10/28/19	76.27	-----	36.51	-----	39.76
WCW-12	05/04/20	76.27	-----	36.69	-----	39.58
WCW-12	11/02/20	76.27	-----	36.60	-----	39.67
WCW-12	05/03/21	76.27	-----	36.77	-----	39.50
WCW-12	11/01/21	76.27	-----	37.07	-----	39.20
WCW-12	05/09/22	76.27	-----	37.48	-----	38.79
WCW-12	10/31/22	76.27	-----	37.99	-----	38.28
WCW-13	05/28/96	77.70	-----	32.61	-----	45.09
WCW-13	11/20/96	77.70	-----	32.51	-----	45.19
WCW-13	07/01/97	77.70	-----	32.44	-----	45.26
WCW-13	12/31/97	77.70	-----	32.24	-----	45.46
WCW-13	05/01/98	77.70	-----	30.90	-----	46.80
WCW-13	05/04/99	77.70	-----	29.39	-----	48.31
WCW-13	08/09/99	77.70	-----	30.82	-----	46.88
WCW-13	11/15/99	77.70	-----	29.96	-----	47.74
WCW-13	05/15/00	77.70	-----	29.83	-----	47.87
WCW-13	08/28/00	77.70	-----	29.92	-----	47.78
WCW-13	11/13/00	77.70	-----	29.96	-----	47.74
WCW-13	02/05/01	77.70	-----	30.15	-----	47.55
WCW-13	05/07/01	77.70	-----	29.80	-----	47.90
WCW-13	09/18/01	77.70	-----	29.25	-----	48.45
WCW-13	01/29/02	77.70	-----	29.40	-----	48.30
WCW-13	04/08/02	77.70	-----	29.51	-----	48.19
WCW-13	07/29/02	77.70	-----	29.71	-----	47.99
WCW-13	10/21/02	77.70	-----	29.94	-----	47.76
WCW-13	01/27/03	77.70	-----	30.00	-----	47.70
WCW-13	04/07/03	77.70	-----	30.02	-----	47.68
WCW-13	07/31/03	77.70	-----	29.80	-----	47.90
WCW-13	01/27/04	77.70	-----	30.01	-----	47.69
WCW-13	05/10/04	77.70	-----	30.10	-----	47.60
WCW-13	07/19/04	77.70	-----	29.22	-----	48.48
WCW-13	11/01/04	77.70	-----	30.44	-----	47.26
WCW-13	02/01/05	77.70	-----	30.15	-----	47.55
WCW-13	05/02/05	77.70	-----	28.35	-----	49.35
WCW-13	08/01/05	77.70	-----	27.66	-----	50.04
WCW-13	02/27/06	77.70	-----	27.46	-----	50.24
WCW-13	05/01/06	77.70	-----	27.57	-----	50.13
WCW-13	09/18/06	77.70	-----	27.66	-----	50.04
WCW-13	12/01/06	77.70	-----	28.10	-----	49.60
WCW-13	03/12/07	77.70	-----	28.00	-----	49.70

APPENDIX C
HISTORICAL GROUNDWATER ELEVATIONS, NOVEMBER 1996 THROUGH NOVEMBER 2022
Defense Fuel Support Point Norwalk
15306 Norwalk Boulevard, Norwalk, California 90650

Well	Date	Top of Casing Elevation (feet MSL)	Depth to Product (feet btc)	Depth to Groundwater (feet btc)	Measured Product Thickness (feet)	Groundwater Elevation (feet MSL)
WCW-13	04/30/07	77.70	-----	28.06	-----	49.64
WCW-13	08/28/07	77.70	-----	28.31	-----	49.39
WCW-13	11/12/07	77.70	-----	28.79	-----	48.91
WCW-13	02/19/08	77.70	-----	28.80	-----	48.90
WCW-13	04/14/08	77.70	-----	28.78	-----	48.92
WCW-13	08/11/08	77.70	-----	29.12	-----	48.58
WCW-13	10/16/08	77.70	-----	29.62	-----	48.08
WCW-13	04/20/09	77.70	-----	29.61	-----	48.09
WCW-13	07/20/09	77.70	-----	30.20	-----	47.50
WCW-13	10/19/09	77.70	-----	30.26	-----	47.44
WCW-13	01/12/10	77.70	-----	31.56	-----	46.14
WCW-13	03/15/10	77.70	-----	31.34	-----	46.36
WCW-13	05/24/10	77.70	-----	30.65	-----	47.05
WCW-13	05/28/10	77.70	-----	30.68	-----	47.02
WCW-13	10/04/10	77.70	-----	30.61	-----	47.09
WCW-13	01/08/11	77.70	-----	31.00	-----	46.70
WCW-13	01/10/11	77.70	-----	30.96	-----	46.74
WCW-13	04/08/11	77.70	-----	29.59	-----	48.11
WCW-13	04/11/11	77.70	-----	30.52	-----	47.18
WCW-13	07/07/11	77.70	-----	30.42	-----	47.28
WCW-13	07/11/11	77.70	-----	30.24	-----	47.46
WCW-13	10/10/11	77.70	-----	30.30	-----	47.40
WCW-13	01/09/12	77.70	-----	30.24	-----	47.46
WCW-13	04/16/12	77.70	-----	30.81	-----	46.89
WCW-13	07/09/12	77.70	-----	31.05	-----	46.65
WCW-13	10/15/12	77.70	-----	31.38	-----	46.32
WCW-13	01/14/13	77.70	-----	31.54	-----	46.16
WCW-13	04/08/13	77.70	-----	31.67	-----	46.03
WCW-13	10/07/13	77.70	-----	32.66	-----	45.04
WCW-13	04/14/14	77.70	-----	32.94	-----	44.76
WCW-13	10/27/14	77.70	-----	33.67	-----	44.03
WCW-13	04/20/15	77.70	-----	34.10	-----	43.60
WCW-13	10/19/15	77.70	-----	34.75	-----	42.95
WCW-13	04/11/16	77.70	-----	35.32	-----	42.38
WCW-13	10/03/16	77.70	-----	36.03	-----	41.67
WCW-13	04/17/17	77.70	-----	36.83	-----	40.87
WCW-13	10/02/17	77.70	-----	36.64	-----	41.06
WCW-13	04/16/18	77.70	-----	37.10	-----	40.60
WCW-13	11/05/18	77.70	-----	37.68	-----	40.02
WCW-13	04/16/19	77.70	-----	38.03	-----	39.67
WCW-13	10/28/19	77.70	-----	38.13	-----	39.57
WCW-13	05/04/20	77.70	-----	38.41	-----	39.29
WCW-13	11/02/20	77.70	-----	38.52	-----	39.18
WCW-13	05/03/21	77.70	-----	38.64	-----	39.06

APPENDIX C
HISTORICAL GROUNDWATER ELEVATIONS, NOVEMBER 1996 THROUGH NOVEMBER 2022
Defense Fuel Support Point Norwalk
15306 Norwalk Boulevard, Norwalk, California 90650

Well	Date	Top of Casing Elevation (feet MSL)	Depth to Product (feet btc)	Depth to Groundwater (feet btc)	Measured Product Thickness (feet)	Groundwater Elevation (feet MSL)
WCW-13	11/01/21	77.70	-----	38.93	-----	38.77
WCW-13	05/09/22	77.70	-----	39.35	-----	38.35
WCW-13	10/31/22	77.70	-----	39.76	-----	37.94
WCW-14	05/03/99	78.81	-----	30.67	-----	48.14
WCW-14	08/09/99	78.81	-----	30.83	-----	47.98
WCW-14	11/15/99	78.81	-----	31.19	-----	47.62
WCW-14	05/15/00	78.81	-----	31.02	-----	47.79
WCW-14	11/13/00	78.81	-----	31.26	-----	47.55
WCW-14	05/07/01	78.81	-----	30.85	-----	47.96
WCW-14	04/08/02	78.81	-----	30.71	-----	48.10
WCW-14	10/21/02	78.81	-----	31.07	-----	47.74
WCW-14	04/07/03	78.81	-----	31.11	-----	47.70
WCW-14	05/10/04	78.81	-----	31.29	-----	47.52
WCW-14	11/01/04	78.81	-----	31.59	-----	47.22
WCW-14	05/02/05	78.81	-----	29.38	-----	49.43
WCW-14	05/01/06	78.81	-----	28.59	-----	50.22
WCW-14	12/01/06	78.81	-----	29.22	-----	49.59
WCW-14	04/30/07	78.81	-----	29.16	-----	49.65
WCW-14	11/12/07	78.81	-----	29.90	-----	48.91
WCW-14	04/14/08	78.81	-----	29.85	-----	48.96
WCW-14	10/16/08	78.81	-----	30.74	-----	48.07
WCW-14	04/20/09	78.81	-----	30.83	-----	47.98
WCW-14	10/19/09	78.81	-----	31.32	-----	47.49
WCW-14	01/12/10	78.81	-----	32.24	-----	46.57
WCW-14	05/24/10	78.81	-----	31.87	-----	46.94
WCW-14	05/28/10	78.81	-----	31.84	-----	46.97
WCW-14	01/08/11	78.81	-----	32.13	-----	46.68
WCW-14	04/08/11	78.81	-----	31.57	-----	47.24
WCW-14	04/11/11	78.81	-----	31.66	-----	47.15
WCW-14	07/07/11	78.81	-----	31.60	-----	47.21
WCW-14	10/06/11	78.81	-----	31.57	-----	47.24
WCW-14	04/16/12	78.81	-----	31.97	-----	46.84
WCW-14	04/08/13	78.81	-----	32.71	-----	46.10
WCW-14	10/07/13	78.81	-----	33.41	-----	45.40
WCW-14	04/14/14	78.81	-----	34.01	-----	44.80
WCW-14	10/27/14	78.81	-----	34.67	-----	44.14
WCW-14	04/20/15	78.81	-----	35.09	-----	43.72
WCW-14	10/19/15	78.81	-----	35.71	-----	43.10
WCW-14	04/11/16	78.81	-----	36.22	-----	42.59
WCW-14	10/03/16	78.81	-----	36.70	-----	42.11
WCW-14	04/17/17	78.81	-----	37.40	-----	41.41
WCW-14	10/02/17	78.81	-----	37.60	-----	41.21
WCW-14	04/16/18	78.81	-----	37.91	-----	40.90

APPENDIX C

HISTORICAL GROUNDWATER ELEVATIONS, NOVEMBER 1996 THROUGH NOVEMBER 2022

Defense Fuel Support Point Norwalk

15306 Norwalk Boulevard, Norwalk, California 90650

Well	Date	Top of Casing Elevation (feet MSL)	Depth to Product (feet btc)	Depth to Groundwater (feet btc)	Measured Product Thickness (feet)	Groundwater Elevation (feet MSL)
WCW-14	11/05/18	78.81	-----	38.68	-----	40.13
WCW-14	04/16/19	78.81	-----	38.95	-----	39.86
WCW-14	10/28/19	78.81	-----	39.20	-----	39.61
WCW-14	05/04/20	78.81	-----	39.36	-----	39.45
WCW-14	11/02/20	78.81	-----	39.44	-----	39.37
WCW-14	05/03/21	78.81	-----	39.67	-----	39.14
WCW-14	11/01/21	78.81	-----	39.94	-----	38.87
WCW-14	05/09/22	78.81	-----	40.29	-----	38.52
WCW-14	10/31/22	78.81	-----	40.61	-----	38.20

Notes: feet MSL = feet above mean sea level, based on Los Angeles County Datum, 1980

feet btc = feet below top of casing

----- = not detected/not applicable

NS - not surveyed

NC = not calculated due to presence of product in well

APPENDIX D

HISTORICAL ANALYTICAL RESULTS FOR TPH, BTEX COMPOUNDS, 1,2-DCA, AND FUEL OXYGENATES IN GROUNDWATER – NOVEMBER 1996 THROUGH NOVEMBER 2022

APPENDIX D

HISTORICAL ANALYTICAL RESULTS FOR TPH, BTEX COMPOUNDS, 1,2-DCA, AND FUEL OXYGENATES IN GROUNDWATER, NOVEMBER 1996 THROUGH NOVEMBER 2022

Defense Fuel Support Point Norwalk

15306 Norwalk Boulevard, Norwalk, California 90650

Well	Date	Sampled By	TPH-g (µg/L)	TPH-d (µg/L)	Benzene (µg/L)	Toluene (µg/L)	Ethyl-benzene (µg/L)	Xylenes (µg/L)	1,2-DCA (µg/L)	MTBE (µg/L)	TBA (µg/L)	DIPE (µg/L)	ETBE (µg/L)	TAME (µg/L)
EXP-1	11/27/96	GSI	**82**	<500	**1.4**	<0.50	<0.50	**2.7**	<0.50	<1	-----	-----	-----	-----
EXP-1	03/14/97	GTI	<50	<47	<0.50	<0.50	<0.50	<0.50	**-----**	-----	-----	-----	-----	-----
EXP-1	03/14/97	GTI	<50	<50	<0.50	<0.50	<0.50	<0.50	**-----**	-----	-----	-----	-----	-----
EXP-1	03/14/97	GTI	<100	-----	<2	<2	<2	<2	**-----**	-----	-----	-----	-----	-----
EXP-1	07/10/97	GTI	<50	**290**	<5	<5	<5	<5	<5	<5	-----	-----	-----	-----
EXP-1	01/09/98	GTI	<500	<100	<0.50	<0.50	<0.50	<1	<0.50	<0.50	-----	-----	-----	-----
EXP-1	05/20/98	BBC	<300	-----	**0.50**	**0.90**	<0.50	<1	<0.50	<0.50	-----	-----	-----	-----
EXP-1	11/04/98	GTI	<300	-----	<0.50	<0.50	<0.50	<0.50	<0.50	<0.50	-----	-----	-----	-----
EXP-1	05/26/99	GTI	<300	-----	<0.50	<0.50	<0.50	<0.50	<0.50	<0.50	-----	-----	-----	-----
EXP-1	08/10/99	Alton Geoscience	<500	<1,000	<0.50	<1	<1	<1	<0.50	<1	-----	-----	-----	-----
EXP-1	09/23/99	Secor	<300	-----	<0.50	<1	<1	<1	<0.50	<1	-----	-----	-----	-----
EXP-1	10/12/99	Secor	<300	-----	<0.50	<1	<1	<1	<0.50	<1	-----	-----	-----	-----
EXP-1	11/18/99	IT Corporation	<300	-----	<0.50	<1	<0.50	<0.50	<0.50	<0.50	-----	-----	-----	-----
EXP-1	11/19/99	Secor	<300	-----	<0.50	<0.50	<0.50	<0.50	<0.50	<0.50	-----	-----	-----	-----
EXP-1	12/21/99	Secor	<300	-----	<0.50	<0.50	<0.50	<0.50	<0.50	<0.50	-----	-----	-----	-----
EXP-1	01/20/00	Secor	<300	-----	<0.50	<0.50	<0.50	<0.50	<0.50	<0.50	-----	-----	-----	-----
EXP-1	02/28/00	Secor	<300	-----	<0.50	<0.50	<0.50	<0.50	<0.50	<0.50	-----	-----	-----	-----
EXP-1	03/28/00	Secor	<300	-----	<0.50	<0.50	<0.50	<0.50	<0.50	<0.50	-----	-----	-----	-----
EXP-1	04/20/00	Secor	<300	-----	<0.50	<0.50	<0.50	<0.50	<0.50	<0.50	-----	-----	-----	-----
EXP-1	05/17/00	IT Corporation	<300	-----	<0.50	<0.50	<0.50	<0.50	<0.50	<0.50	-----	-----	-----	-----
EXP-1	05/18/00	Secor	<300	-----	<0.50	<0.50	<0.50	<0.50	<0.50	<0.50	-----	-----	-----	-----
EXP-1	06/30/00	Secor	<300	-----	<0.50	<0.50	<0.50	<0.50	<0.50	<0.50	-----	-----	-----	-----
EXP-1	08/28/00	Secor	<300	-----	<0.50	<0.50	<0.50	<0.50	<0.50	<0.50	-----	-----	-----	-----
EXP-1	11/29/00	IT Corporation	<300	-----	**0.50**	<0.50	<0.50	**0.70**	<0.50	<0.50	-----	-----	-----	-----
EXP-1	02/06/01	Secor	<300	-----	<0.50	<0.50	<0.50	<0.50	<0.50	<0.50	-----	-----	-----	-----
EXP-1	05/08/01	Secor	<300	-----	<0.50	<0.50	<0.50	<0.50	<0.50	<0.50	-----	-----	-----	-----
EXP-1	05/09/01	IT Corporation	<300	-----	<0.50	<0.50	<0.50	<0.50	<0.50	<0.50	-----	-----	-----	-----
EXP-1	09/19/01	Secor	<300	-----	<0.50	<0.50	<0.50	<0.50	<0.50	<0.50	-----	-----	-----	-----
EXP-1	11/07/01	IT Corporation	<300	-----	<0.50	<0.50	<0.50	<0.50	<0.50	<0.50	-----	-----	-----	-----
EXP-1	11/07/01	IT Corporation	<300	-----	<0.50	<0.50	<0.50	<0.50	<0.50	<0.50	-----	-----	-----	-----
EXP-1	01/30/02	Secor	<300	-----	<0.50	<0.50	<0.50	<0.50	<0.50	<0.50	-----	-----	-----	-----
EXP-1	04/10/02	IT Corporation	<300	-----	<0.50	<0.50	<0.50	<0.50	<0.50	<0.50	-----	-----	-----	-----
EXP-1	04/11/02	Secor	<300	-----	<0.50	<0.50	<0.50	<0.50	<0.50	<0.50	-----	-----	-----	-----
EXP-1	07/30/02	IT Corporation	<300	-----	<0.50	<0.50	<0.50	<0.50	<0.50	**0.98**	-----	-----	-----	-----
EXP-1	09/06/02	Secor	**-----**	-----	<0.50	<0.50	<0.50	<0.50	<0.50	<0.50	-----	-----	-----	-----
EXP-1	10/23/02	GTI	<300	-----	<0.50	<1	<1	<0.30	<0.50	<5	-----	-----	-----	-----
EXP-1	10/24/02	Secor	<300	-----	<0.50	<0.50	<0.50	<0.50	<0.50	<0.50	-----	-----	-----	-----
EXP-1	01/29/03	Secor	<300	-----	<0.50	<0.50	<0.50	<0.50	<0.50	<0.50	-----	-----	-----	-----
EXP-1	04/08/03	Secor	<50	-----	<0.50	<0.50	<0.50	<0.50	<0.50	<0.50	-----	-----	-----	-----
EXP-1	04/10/03	GTI	<50	-----	<0.50	<0.50	<0.50	<0.50	<0.50	<0.50	-----	-----	-----	-----
EXP-1	07/30/03	Secor	<50	-----	<0.50	<0.50	<0.50	<0.50	<0.50	<0.50	-----	-----	-----	-----
EXP-1	10/08/03	Blaine Tech for	<100	-----	<0.50	<0.50	<0.50	<0.50	<0.50	<0.50	-----	-----	-----	-----
EXP-1	10/08/03	Secor	<50	-----	<0.50	<0.50	<0.50	<0.50	<0.50	<0.50	-----	-----	-----	-----
EXP-1	01/29/04	Secor	<50	-----	<0.50	<0.50	<0.50	<0.50	<0.50	<0.50	-----	-----	-----	-----
EXP-1	04/21/04	Blaine Tech for	<100	-----	<0.50	<0.50	<0.50	<0.50	<0.50	<0.50	<10	<2	<2	<2
EXP-1	04/21/04	Secor	<50	-----	<0.50	<0.50	<0.50	<0.50	<0.50	<0.50	-----	-----	-----	-----
EXP-1	07/19/04	Secor	<50	-----	<0.50	<0.50	<0.50	<0.50	<0.50	<0.50	-----	-----	-----	-----
EXP-1	07/21/04	Blaine Tech for	**200**	-----	<0.50	<0.50	<0.50	<0.50	-----	<0.50	-----	-----	-----	-----
EXP-1	11/03/04	Blaine Tech for	<100	-----	<0.50	<0.50	<0.50	<0.50	<0.50	<0.50	<10	<2	<2	<2
EXP-1	02/02/05	Secor	<50	-----	<0.50	<0.50	<0.50	<0.50	<0.50	<0.50	-----	-----	-----	-----
EXP-1	05/04/05	Secor	<50	-----	<0.50	<0.50	<0.50	<0.50	<0.50	<0.50	-----	-----	-----	-----
EXP-1	08/02/05	Secor	<50	-----	<0.50	<0.50	<0.50	<0.50	<0.50	<0.50	-----	-----	-----	-----

APPENDIX D

HISTORICAL ANALYTICAL RESULTS FOR TPH, BTEX COMPOUNDS, 1,2-DCA, AND FUEL OXYGENATES IN GROUNDWATER, NOVEMBER 1996 THROUGH NOVEMBER 2022

Defense Fuel Support Point Norwalk

15306 Norwalk Boulevard, Norwalk, California 90650

Well	Date	Sampled By	TPH-g (µg/L)	TPH-d (µg/L)	Benzene (µg/L)	Toluene (µg/L)	Ethyl-benzene (µg/L)	Xylenes (µg/L)	1,2-DCA (µg/L)	MTBE (µg/L)	TBA (µg/L)	DIPE (µg/L)	ETBE (µg/L)	TAME (µg/L)
EXP-1	11/02/05	Secor	<50	-----	<0.50	<0.50	<0.50	<0.50	<0.50	<0.50	-----	-----	-----	-----
EXP-1	02/27/06	Secor	<50	-----	<0.50	<0.50	<0.50	<0.50	<0.50	<0.50	-----	-----	-----	-----
EXP-1	05/02/06	Secor	<50	-----	<0.50	<0.50	<0.50	<0.50	<0.50	<0.50	-----	-----	-----	-----
EXP-1	05/03/06	Blaine Tech for	<100	-----	<0.50	<0.50	<0.50	<0.50	<0.50	<0.50	<10	<2	<2	<2
EXP-1	09/19/06	Secor	<50	-----	<0.50	<0.50	<0.50	<0.50	<0.50	<0.50	-----	-----	-----	-----
EXP-1	12/05/06	Blaine Tech for	<100	-----	<0.50	<0.50	<0.50	<0.50	<0.50	<0.50	<10	<2	<2	<2
EXP-1	12/05/06	Secor	<50	-----	<0.50	<0.50	<0.50	<0.50	<0.50	<0.50	-----	-----	-----	-----
EXP-1	03/13/07	Secor	<50	-----	<0.50	<0.50	<0.50	<0.50	<0.50	<0.50	-----	-----	-----	-----
EXP-1	05/02/07	Blaine Tech for	<100	-----	<0.50	<0.50	<0.50	<0.50	<0.50	<0.50	<10	<2	<2	<2
EXP-1	05/02/07	Secor	<50	-----	<0.50	<0.50	<0.50	<0.50	<0.50	<0.50	-----	-----	-----	-----
EXP-1	08/29/07	Secor	<50	-----	<0.50	<0.50	<0.50	<0.50	<0.50	<0.50	-----	-----	-----	-----
EXP-1	11/13/07	Blaine Tech for	<100	-----	<0.50	<0.50	<0.50	<0.50	<0.50	<0.50	<10	<2	<2	<2
EXP-1	11/13/07	Secor	<50	-----	<0.50	<0.50	<0.50	<0.50	<0.50	<0.50	-----	-----	-----	-----
EXP-1	02/20/08	Secor	<50	-----	<0.50	<0.50	<0.50	<0.50	<0.50	<0.50	-----	-----	-----	-----
EXP-1	04/16/08	Blaine Tech for	<100	-----	<0.50	<0.50	<0.50	<0.50	<0.50	<0.50	<10	<2	<2	<2
EXP-1	04/16/08	Secor	<50	-----	<0.50	<0.50	<0.50	<0.50	<0.50	<0.50	-----	-----	-----	-----
EXP-1	08/14/08	Secor	<50	-----	<0.50	<0.50	<0.50	<0.50	<0.50	<0.50	-----	-----	-----	-----
EXP-1	10/15/08	Blaine Tech for	<100	-----	<0.50	<0.50	<0.50	<0.50	<0.50	<0.50	<10	<2	<2	<2
EXP-1	10/17/08	Stantec	<50	-----	<0.50	<0.50	<0.50	<0.50	<0.50	<0.50	-----	-----	-----	-----
EXP-1	02/24/09	Blaine Tech	<50	-----	<0.50	<0.50	<0.50	<0.50	<0.50	<0.50	<10	-----	-----	-----
EXP-1	04/20/09	Blaine Tech for	<100	-----	<0.50	<0.50	<0.50	<0.50	<0.50	<0.50	<10	<2	<2	<2
EXP-1	04/22/09	Blaine Tech for AMEC	<50	-----	<0.50	<0.50	<0.50	<0.50	<0.50	<0.50	<10	<1	<1	<1
EXP-1	07/20/09	Blaine Tech	<50	-----	<0.50	<0.50	<0.50	<0.50	<0.50	<0.50	<10	<1	<1	<1
EXP-1	10/19/09	Blaine Tech for DESC	<100	-----	<0.50	<0.50	<0.50	<0.50	<0.50	<0.50	<10	<2	<2	<2
EXP-1	10/19/09	Blaine Tech for	<50	-----	<0.50	<0.50	<0.50	<0.50	<0.50	<0.50	<10	<1	<1	<1
EXP-1	01/11/10	Blaine Tech for DESC	<100	-----	<0.50	<0.50	<0.50	<0.50	<0.50	<0.50	<10	<2	<2	<2
EXP-1	03/15/10	Blaine Tech for	<50	-----	<0.50	<0.50	<0.50	<0.50	<0.50	<0.50	<10	<1	<1	<1
EXP-1	04/12/10	Blaine Tech for DESC	-----	-----	<0.50	<0.50	<0.50	<0.50	<0.50	**0.44 J**	<10	<2	<2	<2
EXP-1	05/25/10	Blaine Tech	<50	-----	<0.50	<0.50	<0.50	<0.50	<0.50	<0.50	<10	<1	<1	<1
EXP-1	07/12/10	Blaine Tech	<50	-----	<0.50	<0.50	<0.50	<0.50	<0.50	<0.50	<10	<1	<1	<1
EXP-1	10/04/10	Blaine Tech	<50	-----	<0.50	<0.50	<0.50	<0.50	<0.50	<0.50	<10	<1	<1	<1
EXP-1	10/04/10	Blaine Tech for	-----	-----	<0.50	-----	-----	-----	<0.50	**0.45 J**	<10	-----	-----	-----
EXP-1	01/10/11	Blaine Tech	<50	-----	<0.50	<0.50	<0.50	<0.50	<0.50	<0.50	<10	<1	<1	<1
EXP-1	01/10/11	Blaine Tech for	<100	-----	<0.50	<0.50	<0.50	<0.50	<0.50	<0.50	<10	<2	<2	<2
EXP-1	04/11/11	Blaine Tech	<50	-----	<0.50	<0.50	<0.50	<0.50	<0.50	<0.50	<10	<1	<1	<1
EXP-1	04/11/11	Blaine Tech for	<100	-----	<0.50	<0.50	<0.50	<0.50	<0.50	<0.50	<10	<2	<2	<2
EXP-1	07/11/11	CH2M Hill	<50	-----	<0.50	<0.50	<0.50	<0.50	<0.50	<0.50	<10	<1	<1	<1
EXP-1	07/11/11	Parsons	<100	-----	<0.50	<0.50	<0.50	<0.50	<0.50	<0.50	<10	<2	<2	<2
EXP-1	10/10/11	CH2M Hill	<50	-----	<0.50	<0.50	<0.50	<0.50	<0.50	<0.50	<10	<1	<1	<1
EXP-1	10/10/11	Parsons	<100	-----	<0.50	<0.50	<0.50	<0.50	<0.50	<0.50	<10	<2	<2	<2
EXP-1	01/09/12	CH2M Hill	<50	-----	<0.50	<0.50	<0.50	<0.50	<0.50	<0.50	<10	<1	<1	<1
EXP-1	01/09/12	Parsons	<100	-----	<0.50	<0.50	<0.50	<0.50	<0.50	<0.50	<10	<2	<2	<2
EXP-1	04/16/12	CH2M Hill	<50	<50	<0.50	<0.50	<0.50	<0.50	<0.50	<0.50	<10	<1	<1	<1
EXP-1	04/16/12	Parsons	<100	-----	<0.50	<0.50	<0.50	<0.50	<0.50	<0.50	<10	<2	<2	<2
EXP-1	07/09/12	CHHL	<50	<50	<0.50	<0.50	<0.50	<0.50	<0.50	<0.50	<10	<1	<1	<1
EXP-1	07/09/12	Parsons	<100	-----	<0.50	<0.50	<0.50	<0.50	<0.50	<0.50	<10	<2	<2	<2
EXP-1	10/15/12	CHHL	<50	<50	<0.50	<0.50	<0.50	<0.50	<0.50	<0.50	<10	<1	<1	<1
EXP-1	10/15/12	Parsons	<100	-----	<0.50	<0.50	<0.50	<0.50	<0.50	<0.50	<10	<2	<2	<2
EXP-1	01/14/13	CHHL	<50	<50	<0.50	<0.50	<0.50	<0.50	<0.50	<0.50	<10	<1	<1	<1
EXP-1	01/14/13	Parsons	<100	<100	<0.50	<0.50	<0.50	<0.50	<0.50	<0.50	<10	<2	<2	<2
EXP-1	04/08/13	CHHL	<50	<50	<0.50	<0.50	<0.50	<0.50	<0.50	<0.50	<10	<1	<1	<1
EXP-1	04/08/13	Parsons	<100	<100	<0.50	<0.50	<0.50	<0.50	<0.50	<0.50	<10	<2	<2	<2

APPENDIX D

HISTORICAL ANALYTICAL RESULTS FOR TPH, BTEX COMPOUNDS, 1,2-DCA, AND FUEL OXYGENATES IN GROUNDWATER, NOVEMBER 1996 THROUGH NOVEMBER 2022

Defense Fuel Support Point Norwalk

15306 Norwalk Boulevard, Norwalk, California 90650

Well	Date	Sampled By	TPH-g (µg/L)	TPH-d (µg/L)	Benzene (µg/L)	Toluene (µg/L)	Ethyl-benzene (µg/L)	Xylenes (µg/L)	1,2-DCA (µg/L)	MTBE (µg/L)	TBA (µg/L)	DIPE (µg/L)	ETBE (µg/L)	TAME (µg/L)
EXP-1	10/07/13	CHHL	<50	**130**	<0.50	<0.50	<0.50	<0.50	<0.50	<0.50	<10	<1	<1	<1
EXP-1	10/07/13	Parsons	<100	<100	<0.50	<0.50	<0.50	<0.50	<0.50	<0.50	<10	<2	<2	<2
EXP-1	04/14/14	CHHL	<50	<50	<0.50	<0.50	<0.50	<0.50	<0.50	<0.50	<10	<1	<1	<1
EXP-1	04/14/14	Parsons	<100	<100	<0.50	<0.50	<0.50	<0.50	<0.50	<0.50	<10	<2	<2	<2
EXP-1	10/28/14	SGI	<100	<100	<0.50	<0.50	<0.50	<1.5	<0.50	<2.0	<10	<2.0	<2.0	<2.0
EXP-1	10/28/14	BT for CH2MHill	<50	<50	<0.50	<0.50	<0.50	<0.50	<0.50	**1.3**	<10	<1.0	<1.0	<1.0
EXP-1	04/23/15	SGI	<100	<100	<0.50	<0.50	<0.50	<1.5	<0.50	<2.0	<10	<2.0	<2.0	<2.0
EXP-1	04/23/15	BT for CH2MHill	<50	<50	<0.50	<0.50	<0.50	<0.50	<0.50	**1.1**	<10	<1.0	<1.0	<1.0
EXP-1	10/21/15	SGI	<100	<100	**0.73**	<0.50	<0.50	<1.5	<0.50	**2.2**	<10	<2.0	<2.0	<2.0
EXP-1	10/21/15	BT for CH2MHill	<50	<50	<0.50	<0.50	<0.50	<0.50	<0.50	**1.5**	<10	<1.0	<1.0	<1.0
EXP-1	04/13/16	BT for CH2MHill	<50	<50	<0.50	<0.50	<0.50	<0.50	<0.50	**1.0**	<10	<1.0	<1.0	<1.0
EXP-1	04/13/16	SGI	<100	<100	<0.50	<0.50	<0.50	<1.5	<0.50	**1.7**	<10	<2.0	<2.0	<2.0
EXP-1	10/07/16	SGI	<100	<100	<0.50	<0.50	<0.50	<1.5	<0.50	**1.7**	<10	<2.0	<2.0	<2.0
EXP-1	10/07/16	BT for CH2MHill	<50	<50	<0.50	<0.50	<0.50	<0.50	<0.50	**1.8**	<10	<1.0	<1.0	<1.0
EXP-1	04/20/17	SGI	<100	<100	<0.50	<0.50	<0.50	<1.5	<0.50	<1.0	<10	<2.0	<2.0	<2.0
EXP-1	04/20/17	BT for CH2MHill	<50	<50	<0.50	<0.50	<0.50	<0.50	<0.50	**0.81**	<10	<1.0	<1.0	<1.0
EXP-1	10/04/17	SGI	<100	**260**	<0.50	<0.50	<0.50	<1.5	<0.50	<1.0	<10	<2.0	<2.0	<2.0
DUP-3 (EXP-1)	10/04/17	SGI	<100	**310**	<0.50	<0.50	<0.50	<1.5	<0.50	<1.0	<10	<2.0	<2.0	<2.0
EXP-1	10/04/17	BT for CH2MHill	<50	**220**	<0.50	<0.50	<0.50	<0.50	<0.50	<0.50	<10	<1.0	<1.0	<1.0
EXP-1	10/25/17	SGI	-----	**230**	-----	-----	-----	-----	-----	-----	-----	-----	-----	-----
EXP-1	04/17/18	SGI	<100	<100	<0.50	<0.50	<0.50	<1.5	<0.50	<1.0	<10	<2.0	<2.0	<2.0
EXP-1	04/17/18	BT for Jacobs	<50	<50	<0.50	<0.50	<0.50	<0.50	<0.50	<0.50	<10	<1	<1	<1
EXP-1	11/06/18	SGI	<100	**100**	<0.50	<0.50	<0.50	<1.5	<0.50	<1.0	<10	<2.0	<2.0	<2.0
EXP-1	11/06/18	BT for Jacobs	<50	<50	<0.50	<0.50	<0.50	<0.50	<0.50	<0.50	<10	<1.0	<1.0	<1.0
EXP-1	11/06/18	BT for Jacobs	<50	<50	<0.50	<0.50	<0.50	<0.50	<0.50	<0.50	<10	<1.0	<1.0	<1.0
EXP-1	04/18/19	BT for Jacobs	<50	<50	<0.50	<0.50	<0.50	<0.50	<0.50	<0.50	<10	<1	<1	<1
EXP-1	04/18/19	SGI	<100	<100	<0.50	<0.50	<0.50	<1.5	<0.50	<1.0	<10	<2.0	<2.0	<2.0
EXP-1	10/30/19	SGI	<100	<100	<0.50	<0.50	<0.50	<1.5	<0.50	<1.2	<10	<2.0	<2.0	<2.0
EXP-1	10/29/19	BT for Jacobs	<50	<50	<0.50	<0.50	<0.50	<0.50	<0.50	<0.50	<10	<1.0	<1.0	<1.0
EXP-1	05/05/20	SGI	<100	<100	<0.50	<0.50	<0.50	<1.5	<0.50	<1.2	<10	<2.0	<2.0	<2.0
EXP-1	05/07/20	BT for Jacobs	<50	**64**	<0.50	<0.50	<0.50	<0.50	<0.50	<0.50	<10	<1.0	<1.0	<1.0
EXP-1	10/22/20	SGI	<100	**200**	<0.50	<0.50	<0.50	<1.5	<0.50	<1.2	<10	<2.0	<2.0	<2.0
EXP-1	11/04/20	BT for Jacobs	<50	<50	<0.50	<0.50	<0.50	<0.50	<0.50	<0.50	<10	<1.0	<1.0	<1.0
DUP-2 (EXP-1)	11/04/20	BT for Jacobs	<50	<50	<0.50	<0.50	<0.50	<0.50	<0.50	<0.50	<10	<1.0	<1.0	<1.0
EXP-1	05/06/21	BT for Jacobs	<50	<50	<0.50	<0.50	<0.50	<0.50	<0.50	<0.50	<10	<1.0	<1.0	<1.0
EXP-1	05/06/21	SGI/Apex	<100	<100	<0.50	<0.50	<0.50	<1.5	<0.50	<1.2	<10	<2.0	<2.0	<2.0
EXP-1	11/02/21	SGI/Apex	<100	<100	<0.50	<0.50	<0.50	<1.5	<0.50	<1.2	<10	<2.0	<2.0	<2.0
EXP-1	11/02/21	BT for Jacobs	<50	<50	<0.50	<0.50	<0.50	<0.50	<0.50	<0.50	<10	<1.0	<1.0	<1.0
EXP-1	05/10/22	BT	<50	<50	<0.50	<0.50	<0.50	<0.50	<0.50	<0.50	<10	<1.0	<1.0	<1.0
EXP-1	05/10/22	SGI/Apex	<100	<100	<0.50	<0.50	<0.50	<1.0	<0.50	<1.2	<10	<2.0	<2.0	<2.0
EXP-1	11/01/22	SGI/Apex	<100	<100	<0.50	<0.50	<0.50	<1.5	<0.50	<1.2	<10	<2.0	<2.0	<2.0
EXP-1	11/01/22	BT	<50	**110**	<0.50	<0.50	<0.50	<0.50	<0.50	<0.50	<10	<1.0	<1.0	<1.0
EXP-2	11/27/96	GSI	<50	<500	<0.50	<0.50	<0.50	<0.10	<0.50	<1	-----	-----	-----	-----
EXP-2	03/14/97	GTI	<50	**75**	<0.50	<0.50	<0.50	<0.50	-----	-----	-----	-----	-----	-----
EXP-2	03/14/97	GTI	**72**	**200**	<0.50	<0.50	<0.50	<0.50	-----	-----	-----	-----	-----	-----
EXP-2	03/14/97	GTI	<100	-----	<2	<2	<2	<2	-----	-----	-----	-----	-----	-----
EXP-2	07/10/97	GTI	<50	<50	<5	<5	<5	<5	<5	<5	-----	-----	-----	-----
EXP-2	01/09/98	GTI	<500	<100	<0.50	<0.50	<0.50	<1	<0.50	<0.50	-----	-----	-----	-----
EXP-2	05/20/98	BBC	<300	-----	<0.50	**0.60**	<0.50	<1	<0.50	<0.50	-----	-----	-----	-----
EXP-2	11/04/98	GTI	<300	-----	<0.50	**1.5**	**1.0**	**10**	<0.50	<0.50	-----	-----	-----	-----
EXP-2	05/07/99	Alton Geoscience	<500	<500	**1.6**	**1.1**	<0.50	**1.9**	<1	**1.7**	-----	-----	-----	-----

APPENDIX D

HISTORICAL ANALYTICAL RESULTS FOR TPH, BTEX COMPOUNDS, 1,2-DCA, AND FUEL OXYGENATES IN GROUNDWATER, NOVEMBER 1996 THROUGH NOVEMBER 2022

Defense Fuel Support Point Norwalk

15306 Norwalk Boulevard, Norwalk, California 90650

Well	Date	Sampled By	TPH-g (µg/L)	TPH-d (µg/L)	Benzene (µg/L)	Toluene (µg/L)	Ethyl-benzene (µg/L)	Xylenes (µg/L)	1,2-DCA (µg/L)	MTBE (µg/L)	TBA (µg/L)	DIPE (µg/L)	ETBE (µg/L)	TAME (µg/L)
EXP-2	05/26/99	GTI	<300	-----	<0.50	<0.50	<0.50	<0.50	<0.50	**1.4**	-----	-----	-----	-----
EXP-2	07/21/99	Alton Geoscience	<50	-----	<0.50	<0.50	<0.50	<0.50	<1	**0.83**	-----	-----	-----	-----
EXP-2	08/10/99	Alton Geoscience	<500	<1,000	<0.50	<1	<1	<1	<0.50	<1	-----	-----	-----	-----
EXP-2	09/23/99	Secor	<300	-----	<0.50	<1	<1	<1	<0.50	<1	-----	-----	-----	-----
EXP-2	10/12/99	Secor	<300	-----	<0.50	<1	<1	<1	<0.50	<1	-----	-----	-----	-----
EXP-2	11/18/99	IT Corporation	<300	-----	<0.50	<0.50	<0.50	<0.50	<0.50	<0.50	-----	-----	-----	-----
EXP-2	11/19/99	Secor	<300	-----	<0.50	<0.50	<0.50	<0.50	<0.50	<0.50	-----	-----	-----	-----
EXP-2	12/21/99	Secor	<300	-----	<0.50	<0.50	<0.50	<0.50	<0.50	<0.50	-----	-----	-----	-----
EXP-2	01/20/00	Secor	<300	-----	<0.50	<0.50	<0.50	<0.50	<0.50	<0.50	-----	-----	-----	-----
EXP-2	02/28/00	Secor	<300	-----	<0.50	<0.50	<0.50	<0.50	<0.50	<0.50	-----	-----	-----	-----
EXP-2	03/28/00	Secor	<300	-----	<0.50	<0.50	<0.50	<0.50	<0.50	<0.50	-----	-----	-----	-----
EXP-2	04/20/00	Secor	<300	-----	<0.50	<0.50	<0.50	<0.50	<0.50	<0.50	-----	-----	-----	-----
EXP-2	05/16/00	IT Corporation	<300	-----	<0.50	<0.50	<0.50	<0.50	<0.50	<0.50	-----	-----	-----	-----
EXP-2	05/18/00	Secor	<300	-----	<0.50	<0.50	<0.50	<0.50	<0.50	<0.50	-----	-----	-----	-----
EXP-2	06/30/00	Secor	<300	-----	<0.50	<0.50	<0.50	<0.50	<0.50	<0.50	-----	-----	-----	-----
EXP-2	08/28/00	Secor	<300	-----	<0.50	<0.50	<0.50	<0.50	<0.50	<0.50	-----	-----	-----	-----
EXP-2	11/29/00	IT Corporation	<300	-----	<0.50	<0.50	<0.50	<0.50	<0.50	<0.50	-----	-----	-----	-----
EXP-2	02/06/01	Secor	<300	-----	<0.50	<0.50	<0.50	<0.50	<0.50	<0.50	-----	-----	-----	-----
EXP-2	05/08/01	Secor	<300	-----	<0.50	<0.50	<0.50	<0.50	<0.50	<0.50	-----	-----	-----	-----
EXP-2	05/09/01	IT Corporation	<300	-----	<0.50	**0.90**	<0.50	**0.80**	<0.50	<0.50	-----	-----	-----	-----
EXP-2	09/19/01	Secor	<300	-----	<0.50	<0.50	<0.50	<0.50	<0.50	<0.50	-----	-----	-----	-----
EXP-2	11/07/01	IT Corporation	<300	-----	<0.50	<0.50	<0.50	<0.50	<0.50	<0.50	-----	-----	-----	-----
EXP-2	11/07/01	IT Corporation	<300	-----	<0.50	<0.50	<0.50	<0.50	<0.50	<0.50	-----	-----	-----	-----
EXP-2	01/30/02	Secor	<300	-----	<0.50	<0.50	<0.50	<0.50	<0.50	<0.50	-----	-----	-----	-----
EXP-2	04/10/02	IT Corporation	<300	-----	<0.50	<0.50	<0.50	<0.50	<0.50	<0.50	-----	-----	-----	-----
EXP-2	04/11/02	Secor	<300	-----	<0.50	<0.50	<0.50	<0.50	<0.50	<0.50	-----	-----	-----	-----
EXP-2	07/30/02	IT Corporation	<300	-----	<0.50	<0.50	<0.50	<0.50	<0.50	<0.50	-----	-----	-----	-----
EXP-2	10/23/02	GTI	<300	-----	<0.50	<1	<1	<1	<0.50	<1	-----	-----	-----	-----
EXP-2	10/24/02	Secor	<300	-----	<0.50	<0.50	<0.50	<0.50	<0.50	<0.50	-----	-----	-----	-----
EXP-2	01/28/03	Secor	<300	-----	<0.50	<0.50	<0.50	<0.50	<0.50	<0.50	-----	-----	-----	-----
EXP-2	04/08/03	Secor	<50	-----	<0.50	<0.50	<0.50	<0.50	<0.50	<0.50	-----	-----	-----	-----
EXP-2	04/11/03	GTI	-----	-----	<0.50	<0.50	<0.50	<0.50	<0.50	<0.50	-----	-----	-----	-----
EXP-2	07/30/03	Secor	<50	-----	<0.50	<0.50	<0.50	<0.50	<0.50	<0.50	-----	-----	-----	-----
EXP-2	10/07/03	Secor	<50	-----	<0.50	<0.50	<0.50	<0.50	<0.50	<0.50	-----	-----	-----	-----
EXP-2	10/10/03	BT for Parsons	<100	-----	<0.50	<0.50	<0.50	<0.50	<0.50	<0.50	-----	-----	-----	-----
EXP-2	01/29/04	Secor	<50	-----	<0.50	<0.50	<0.50	<0.50	<0.50	<0.50	-----	-----	-----	-----
EXP-2	04/21/04	Secor	<50	-----	<0.50	<0.50	<0.50	<0.50	<0.50	<0.50	-----	-----	-----	-----
EXP-2	04/22/04	BT for Parsons	<100	-----	<0.50	<0.50	<0.50	<0.50	<0.50	<0.50	<10	<2	<2	<2
EXP-2	07/20/04	Secor	<50	-----	<0.50	<0.50	<0.50	<0.50	<0.50	<0.50	-----	-----	-----	-----
EXP-2	07/21/04	BT for Parsons	**120**	-----	<0.50	<0.50	<0.50	<0.50	-----	<0.50	-----	-----	-----	-----
EXP-2	11/04/04	BT for Parsons	<100	-----	<0.50	<0.50	<0.50	<0.50	<0.50	<0.50	<10	<2	<2	<2
EXP-2	02/03/05	Secor	<50	-----	<0.50	<0.50	<0.50	<0.50	<0.50	<0.50	-----	-----	-----	-----
EXP-2	05/05/05	Secor	<50	-----	<0.50	<0.50	<0.50	<0.50	<0.50	<0.50	-----	-----	-----	-----
EXP-2	08/02/05	Secor	<50	-----	<0.50	<0.50	<0.50	<0.50	<0.50	<0.50	-----	-----	-----	-----
EXP-2	11/02/05	Secor	<50	-----	<0.50	<0.50	<0.50	<0.50	<0.50	<0.50	-----	-----	-----	-----
EXP-2	02/28/06	Secor	<50	-----	<0.50	<0.50	<0.50	<0.50	<0.50	<0.50	-----	-----	-----	-----
EXP-2	05/03/06	BT for Parsons	<100	-----	<0.50	<0.50	<0.50	<0.50	<0.50	<0.50	<10	<2	<2	<2
EXP-2	05/03/06	Secor	<50	-----	<0.50	<0.50	<0.50	<0.50	<0.50	<0.50	-----	-----	-----	-----
EXP-2	09/19/06	Secor	<50	-----	<0.50	<0.50	<0.50	<0.50	<0.50	<0.50	-----	-----	-----	-----
EXP-2	12/06/06	BT for Parsons	<100	-----	<0.50	<0.50	<0.50	<0.50	<0.50	<0.50	<10	<2	<2	<2
EXP-2	12/06/06	Secor	<50	-----	<0.50	<0.50	<0.50	<0.50	<0.50	<0.50	-----	-----	-----	-----
EXP-2	03/13/07	Secor	<50	-----	<0.50	<0.50	<0.50	<0.50	<0.50	<0.50	-----	-----	-----	-----

APPENDIX D

HISTORICAL ANALYTICAL RESULTS FOR TPH, BTEX COMPOUNDS, 1,2-DCA, AND FUEL OXYGENATES IN GROUNDWATER, NOVEMBER 1996 THROUGH NOVEMBER 2022

Defense Fuel Support Point Norwalk

15306 Norwalk Boulevard, Norwalk, California 90650

Well	Date	Sampled By	TPH-g (µg/L)	TPH-d (µg/L)	Benzene (µg/L)	Toluene (µg/L)	Ethyl-benzene (µg/L)	Xylenes (µg/L)	1,2-DCA (µg/L)	MTBE (µg/L)	TBA (µg/L)	DIPE (µg/L)	ETBE (µg/L)	TAME (µg/L)
EXP-2	05/02/07	Secor	<50	-----	<0.50	<0.50	<0.50	<0.50	<0.50	<0.50	-----	-----	-----	-----
EXP-2	05/03/07	BT for Parsons	<100	-----	<0.50	<0.50	<0.50	<0.50	<0.50	<0.50	<10	<2	<2	<2
EXP-2	08/29/07	Secor	<50	-----	<0.50	<0.50	<0.50	<0.50	<0.50	<0.50	-----	-----	-----	-----
EXP-2	11/14/07	Secor	<50	-----	<0.50	<0.50	<0.50	<0.50	<0.50	<0.50	-----	-----	-----	-----
EXP-2	02/20/08	Secor	<50	-----	<0.50	<0.50	<0.50	<0.50	<0.50	<0.50	-----	-----	-----	**-----**
EXP-2	04/17/08	BT for Parsons	<50	-----	<0.50	<0.50	<0.50	<0.50	<0.50	<0.50	-----	-----	-----	-----
EXP-2	04/17/08	Secor	<100	-----	<0.50	<0.50	<0.50	<0.50	<0.50	<0.50	<10	<2	<2	<2
EXP-2	08/14/08	Secor	<50	-----	<0.50	<0.50	<0.50	<0.50	<0.50	<0.50	-----	-----	-----	-----
EXP-2	10/16/08	BT for Parsons	<100	-----	<0.50	<0.50	<0.50	<0.50	<0.50	<0.50	<10	<2	<2	<2
EXP-2	10/17/08	Stantec	<50	-----	<0.50	<0.50	<0.50	<0.50	<0.50	<0.50	-----	-----	-----	**-----**
EXP-2	02/24/09	Blaine Tech	<50	-----	<0.50	<0.50	<0.50	<0.50	<0.50	<0.50	<10	-----	-----	**-----**
EXP-2	04/21/09	BT for Parsons	<100	-----	<0.50	<0.50	<0.50	<0.50	<0.50	<0.50	<10	<2	<2	<2
EXP-2	04/22/09	Blaine Tech for AMEC	<50	-----	**1.1**	**0.59**	**0.67**	**1.8**	<0.50	<0.50	<10	<1	<1	<1
EXP-2	07/20/09	Blaine Tech	<50	-----	<0.50	<0.50	<0.50	<0.50	<0.50	<0.50	<10	<1	<1	<1
EXP-2	10/19/09	Blaine Tech for DESC	<100	-----	<0.50	<0.50	<0.50	<0.50	<0.50	<0.50	**6.1 J**	<2	<2	<2
EXP-2	10/19/09	BT for Parsons	<50	-----	<0.50	<0.50	<0.50	<0.50	<0.50	<0.50	<10	<1	<1	<1
EXP-2	01/11/10	Blaine Tech for DESC	<100	-----	<0.50	<0.50	<0.50	<0.50	<0.50	<0.50	<10	<2	<2	<2
EXP-2	03/15/10	BT for Parsons	<50	-----	<0.50	<0.50	<0.50	<0.50	<0.50	<0.50	<10	<1	<1	<1
EXP-2	04/12/10	Blaine Tech for DESC	-----	-----	<0.50	<0.50	<0.50	<0.50	<0.50	<0.50	<10	<2	<2	<1
EXP-2	05/25/10	Blaine Tech	<50	-----	<0.50	<0.50	<0.50	<0.50	<0.50	<0.50	<10	<1	<1	<1
EXP-2	07/12/10	Blaine Tech	<50	-----	<0.50	<0.50	<0.50	<0.50	<0.50	<0.50	<10	<1	<1	-----
EXP-2	10/04/10	Blaine Tech	<50	-----	<0.50	<0.50	<0.50	<0.50	<0.50	<0.50	<10	<1	<1	<1
EXP-2	10/04/10	BT for Parsons	-----	-----	<0.50	-----	-----	-----	<0.50	<0.50	<10	-----	-----	<2
EXP-2	01/10/11	Blaine Tech	<50	-----	<0.50	<0.50	<0.50	<0.50	<0.50	<0.50	<10	<1	<1	<1
EXP-2	01/10/11	BT for Parsons	<100	-----	<0.50	<0.50	<0.50	<0.50	<0.50	<0.50	<10	<2	<2	<2
EXP-2	04/11/11	Blaine Tech	<50	-----	<0.50	<0.50	<0.50	<0.50	<0.50	<0.50	<10	<1	<1	<1
EXP-2	04/11/11	BT for Parsons	<100	-----	<0.50	<0.50	<0.50	<0.50	<0.50	<0.50	<10	<2	<2	<2
EXP-2	07/11/11	CH2M Hill	<50	-----	<0.50	<0.50	<0.50	<0.50	<0.50	<0.50	<10	<1	<1	<1
EXP-2	07/11/11	Parsons	<100	-----	<0.50	<0.50	<0.50	<0.50	<0.50	<0.50	<10	<2	<2	<2
EXP-2	10/10/11	CH2M Hill	<50	-----	<0.50	<0.50	<0.50	<0.50	<0.50	<0.50	<10	<1	<1	<1
EXP-2	10/10/11	Parsons	<100	-----	<0.50	<0.50	<0.50	<0.50	<0.50	<0.50	<10	<2	<2	<2
EXP-2	01/09/12	CH2M Hill	<50	-----	<0.50	<0.50	<0.50	<0.50	<0.50	<0.50	<10	<1	<1	<1
EXP-2	01/09/12	Parsons	<100	-----	<0.50	<0.50	<0.50	<0.50	<0.50	<0.50	<10	<2	<2	<2
EXP-2	04/16/12	CH2M Hill	<50	<50	<0.50	<0.50	<0.50	<0.50	<0.50	<0.50	<10	<1	<1	<1
EXP-2	04/16/12	Parsons	<100	-----	<0.50	<0.50	<0.50	<0.50	<0.50	<0.50	<10	<2	<2	<2
EXP-2	07/09/12	CHHL	<50	<100	<0.50	<0.50	<0.50	<0.50	<0.50	<0.50	<10	<1	<1	<1
EXP-2	07/09/12	Parsons	<100	-----	<0.50	<0.50	<0.50	<0.50	<0.50	<0.50	**11**	<2	<2	<2
EXP-2	10/15/12	CHHL	<50	<50	<0.50	<0.50	<0.50	<0.50	<0.50	<0.50	<10	<1	<1	<1
EXP-2	10/15/12	Parsons	<100	-----	<0.50	<0.50	<0.50	<0.50	<0.50	<0.50	<10	<2	<2	<2
EXP-2	01/14/13	CHHL	<50	<50	<0.50	<0.50	<0.50	<0.50	<0.50	<0.50	<10	<1	<1	<1
EXP-2	01/14/13	Parsons	<100	<100	<0.50	<0.50	<0.50	<0.50	<0.50	<0.50	<10	<2	<2	<2
EXP-2	04/08/13	CHHL	<50	<50	<0.50	<0.50	<0.50	<0.50	<0.50	<0.50	<10	<1	<1	<1
EXP-2	04/08/13	Parsons	<100	<100	<0.50	<0.50	<0.50	<0.50	<0.50	<0.50	<10	<2	<2	<2
EXP-2	10/07/13	CHHL	<50	**140**	<0.50	<0.50	<0.50	<0.50	<0.50	<0.50	<10	<1	<1	<1
EXP-2	10/07/13	Parsons	<100	<100	<0.50	<0.50	<0.50	<0.50	<0.50	<0.50	<10	<2	<2	<2
EXP-2	04/14/14	CHHL	<50	<100	<0.50	<0.50	<0.50	<0.50	<0.50	<0.50	<10	<1	<1	<2.0
EXP-2	04/14/14	Parsons	<100	<100	<0.50	<0.50	<0.50	<0.50	<0.50	<0.50	**8.5 J**	<2	<2	<1.0
EXP-2	10/28/14	SGI	<100	<100	<0.50	<0.50	<0.50	<1.5	<0.50	<2.0	<10	<2.0	<2.0	<2.0
EXP-2	10/28/14	BT for CH2MHill	<50	<50	<0.50	<0.50	<0.50	<0.50	<0.50	<0.50	<10	<1.0	<1.0	<1.0
EXP-2	04/23/15	SGI	<100	<100	<0.50	<0.50	<0.50	<1.5	<0.50	<2.0	<10	<2.0	<2.0	<2.0
EXP-2	04/23/15	BT for CH2MHill	<50	<50	<0.50	<0.50	<0.50	<0.50	<0.50	<0.50	<10	<1.0	<1.0	<1.0
EXP-2	10/22/15	SGI	<100	<100	<0.50	<0.50	<0.50	<1.5	<0.50	<2.0	<10	<2.0	<2.0	<1.0

APPENDIX D

HISTORICAL ANALYTICAL RESULTS FOR TPH, BTEX COMPOUNDS, 1,2-DCA, AND FUEL OXYGENATES IN GROUNDWATER, NOVEMBER 1996 THROUGH NOVEMBER 2022

Defense Fuel Support Point Norwalk

15306 Norwalk Boulevard, Norwalk, California 90650

Well	Date	Sampled By	TPH-g (µg/L)	TPH-d (µg/L)	Benzene (µg/L)	Toluene (µg/L)	Ethyl-benzene (µg/L)	Xylenes (µg/L)	1,2-DCA (µg/L)	MTBE (µg/L)	TBA (µg/L)	DIPE (µg/L)	ETBE (µg/L)	TAME (µg/L)
EXP-2	10/22/15	BT for CH2MHill	<50	<50	<0.50	<0.50	<0.50	<0.50	<0.50	<0.50	<10	<1.0	<1.0	<2.0
EXP-2	04/12/16	BT for CH2MHill	<50	<50	<0.50	<0.50	<0.50	<0.50	<0.50	<0.50	<10	<1.0	<1.0	<2.0
EXP-2	04/12/16	SGI	<100	<100	<0.50	<0.50	<0.50	<1.5	<0.50	<1.0	<10	<2.0	<2.0	<2.0
EXP-2	10/04/16	SGI	<100	<100	<0.50	<0.50	<0.50	<1.5	<0.50	<1.0	<10	<2.0	<2.0	<2.0
DUP-2 (EXP-2)	10/04/16	SGI	<100	<100	<0.50	<0.50	<0.50	<1.5	<0.50	<1.0	<10	<2.0	<2.0	<2.0
EXP-2	10/04/16	BT for CH2MHill	<50	<50	<0.50	<0.50	<0.50	<0.50	<0.50	<0.50	<10	<1.0	<1.0	<1.0
EXP-2	04/19/17	BT for CH2MHill	<50	<50	<0.50	<0.50	<0.50	<0.50	<0.50	<0.50	<10	<1.0	<1.0	<1.0
EXP-2	04/19/17	SGI	<100	<100	<0.50	<0.50	<0.50	<1.5	<0.50	<1.0	<10	<2.0	<2.0	<2.0
EXP-2	10/02/17	SGI	<100	**150**	**1.4**	<0.50	**5.4**	**1.8**	<0.50	<1.0	<10	<2.0	<2.0	<2.0
EXP-2	10/03/17	BT for CH2MHill	<50	<100	**0.98**	<0.50	**4.8**	**1.3**	<0.50	<0.50	<10	<1.0	<1.0	<1.0
EXP-2	10/25/17	SGI	-----	**140**	<0.50	<0.50	<0.50	<1.5	<0.50	<1.0	<10	<2.0	<2.0	<2.0
EXP-2	04/19/18	SGI	<100	<100	<0.50	<0.50	<0.50	<1.5	<0.50	<1.0	<10	<2.0	<2.0	<2.0
EXP-2	04/19/18	BT for Jacobs	<50	<50	<0.50	<0.50	<0.50	<0.50	<0.50	<0.50	<10	<1	<1	<1
EXP-2	11/05/18	SGI	<100	<100	<0.50	<0.50	<0.50	<0.50	<0.50	<1.0	<10	<2.0	<2.0	<2.0
EXP-2	11/05/18	BT for Jacobs	<50	<50	<0.50	<0.50	<0.50	<0.50	<0.50	**0.52**	<10	<1.0	<1.0	<1.0
EXP-2	11/06/18	BT for Jacobs	<50	<50	<0.50	<0.50	<0.50	<0.50	<0.50	<0.50	<10	<1.0	<1.0	<1.0
EXP-2	04/18/19	BT for Jacobs	<50	<50	<0.50	<0.50	<0.50	<0.50	<0.50	<0.50	<10	<1	<1	<1
EXP-2	04/18/19	SGI	<100	<100	<0.50	<0.50	<0.50	<1.5	<0.50	<1.0	<10	<2.0	<2.0	<2.0
EXP-2	10/29/19	SGI	<100	<100	<0.50	<0.50	<0.50	<1.5	<0.50	<1.2	<10	<2.0	<2.0	<2.0
EXP-2	10/29/19	BT for Jacobs	<50	**56**	<0.50	<0.50	<0.50	<0.50	<0.50	<0.50	<10	<1.0	<1.0	<1.0
EXP-2	05/07/20	SGI	<100	<100	<0.50	<0.50	<0.50	<1.5	<0.50	<1.2	<10	<2.0	<2.0	<2.0
EXP-2	05/07/20	BT for Jacobs	<50	<50	<0.50	<0.50	<0.50	<0.50	<0.50	**0.59**	<10	<1.0	<1.0	<1.0
EXP-2	10/22/20	SGI	<100	<100	<0.50	<0.50	<0.50	<1.5	<0.50	**1.2**	<10	<2.0	<2.0	<2.0
EXP-2	11/05/20	BT for Jacobs	<50	<50	<0.50	<0.50	<0.50	<0.50	<0.50	**0.54**	<10	<1.0	<1.0	<1.0
EXP-2	05/06/21	BT for Jacobs	<50	<50	<0.50	<0.50	<0.50	<0.50	<0.50	**0.60**	<10	<1.0	<1.0	<1.0
EXP-2	05/06/21	SGI/Apex	<100	<100	<0.50	<0.50	<0.50	<1.5	<0.50	<1.2	<10	<2.0	<2.0	<2.0
EXP-2	11/03/21	SGI/Apex	<100	**100**	<0.50	<0.50	<0.50	<1.5	<0.50	**4.4**	<10	<2.0	<2.0	<2.0
EXP-2	11/03/21	BT for Jacobs	<50	<50	<0.50	<0.50	<0.50	<0.50	<0.50	**7.8**	<10	<1.0	<1.0	<1.0
EXP-2	05/12/22	SGI/Apex	<100	**110**	<0.50	<0.50	<0.50	<1.0	<0.50	<1.2	<10	<2.0	<2.0	<2.0
EXP-2	05/12/22	BT for Jacobs	<50	<50	<0.50	<0.50	<0.50	<0.50	<0.50	**1.9**	<10	<1.0	<1.0	<1.0
EXP-2	11/04/22	SGI/Apex	<100	<100	<0.50	<0.50	<0.50	<1.5	<0.50	**2.6**	<10	<2.0	<2.0	<2.0
EXP-2	11/04/22	BT for Jacobs	<50	<50	<0.50	<0.50	<0.50	<0.50	<0.50	**2.9**	<10	<1.0	<1.0	<1.0
EXP-3	11/27/96	GSI	<50	<500	<0.50	<0.50	<0.50	<1	<0.50	<1	-----	-----	-----	-----
EXP-3	03/14/97	GTI	<50	**120**	<0.50	<0.50	<0.50	<0.50	-----	-----	-----	-----	-----	-----
EXP-3	03/14/97	GTI	<50	**250**	<0.50	<0.50	<0.50	<0.50	-----	-----	-----	-----	-----	-----
EXP-3	03/14/97	GTI	<100	-----	<2	<2	<2	<2	-----	-----	-----	-----	-----	-----
EXP-3	07/10/97	GTI	<50	<50	<5	<5	<5	<5	<5	<5	-----	-----	-----	-----
EXP-3	01/09/98	GTI	<500	<100	<0.50	<0.50	<0.50	<1	<0.50	<0.50	-----	-----	-----	-----
EXP-3	05/20/98	BBC	<300	-----	<0.50	<0.50	<0.50	<1	<0.50	<0.50	-----	-----	-----	-----
EXP-3	11/04/98	GTI	<300	-----	<0.50	<0.50	<0.50	<0.50	<0.50	<0.50	-----	-----	-----	-----
EXP-3	05/07/99	Alton Geoscience	-----	<500	<0.50	<0.50	<0.50	<0.50	<1	**0.89**	-----	-----	-----	-----
EXP-3	05/27/99	GTI	<300	-----	<0.50	<0.50	<0.50	<0.50	<0.50	<0.50	-----	-----	-----	-----
EXP-3	08/10/99	Alton Geoscience	<500	<1,000	**4.0**	**6.2**	<1	**3.4**	<0.50	<1	-----	-----	-----	-----
EXP-3	09/23/99	Secor	<300	-----	<0.50	<1	<1	<1	<0.50	<1	-----	-----	-----	-----
EXP-3	10/12/99	Secor	<300	-----	<0.50	<1	<1	<1	<0.50	<1	-----	-----	-----	-----
EXP-3	11/18/99	IT Corporation	<300	-----	<0.50	<0.50	<0.50	<0.50	<0.50	<0.50	-----	-----	-----	-----
EXP-3	11/19/99	Secor	<300	-----	<0.50	<0.50	<0.50	<0.50	<0.50	<0.50	-----	-----	-----	-----
EXP-3	12/21/99	Secor	<300	-----	<0.50	<0.50	<0.50	<0.50	<0.50	<0.50	-----	-----	-----	-----
EXP-3	01/20/00	Secor	<300	-----	<0.50	<0.50	<0.50	<0.50	<0.50	<0.50	-----	-----	-----	-----
EXP-3	02/28/00	Secor	<300	-----	<0.50	<0.50	<0.50	<0.50	<0.50	<0.50	-----	-----	-----	-----
EXP-3	03/28/00	Secor	<300	-----	<0.50	<0.50	<0.50	<0.50	<0.50	<0.50	-----	-----	-----	-----

APPENDIX D

HISTORICAL ANALYTICAL RESULTS FOR TPH, BTEX COMPOUNDS, 1,2-DCA, AND FUEL OXYGENATES IN GROUNDWATER, NOVEMBER 1996 THROUGH NOVEMBER 2022

Defense Fuel Support Point Norwalk

15306 Norwalk Boulevard, Norwalk, California 90650

Well	Date	Sampled By	TPH-g (µg/L)	TPH-d (µg/L)	Benzene (µg/L)	Toluene (µg/L)	Ethyl-benzene (µg/L)	Xylenes (µg/L)	1,2-DCA (µg/L)	MTBE (µg/L)	TBA (µg/L)	DIPE (µg/L)	ETBE (µg/L)	TAME (µg/L)
EXP-3	04/20/00	Secor	<300	-----	<0.50	<0.50	<0.50	<0.50	<0.50	<0.50	-----	-----	-----	-----
EXP-3	05/17/00	IT Corporation	<300	-----	<0.50	<0.50	<0.50	<0.50	<0.50	<0.50	-----	-----	-----	-----
EXP-3	05/18/00	Secor	<300	-----	<0.50	<0.50	<0.50	<0.50	<0.50	<0.50	-----	-----	-----	-----
EXP-3	06/30/00	Secor	<300	-----	<0.50	<0.50	<0.50	<0.50	<0.50	<0.50	-----	-----	-----	-----
EXP-3	08/28/00	Secor	<300	-----	<0.50	<0.50	<0.50	<0.50	<0.50	<0.50	-----	-----	-----	-----
EXP-3	11/30/00	IT Corporation	<300	-----	<0.50	**0.50**	<0.50	<0.50	<0.50	<0.50	-----	-----	-----	-----
EXP-3	02/06/01	Secor	<300	-----	<0.50	<0.50	<0.50	<0.50	<0.50	<0.50	-----	-----	-----	-----
EXP-3	05/08/01	Secor	<300	-----	<0.50	<0.50	<0.50	<0.50	<0.50	<0.50	-----	-----	-----	-----
EXP-3	05/09/01	IT Corporation	<300	-----	<0.50	<0.50	<0.50	<0.50	<0.50	<0.50	-----	-----	-----	-----
EXP-3	09/19/01	Secor	<300	-----	<0.50	<0.50	<0.50	<0.50	<0.50	<0.50	-----	-----	-----	-----
EXP-3	11/07/01	IT Corporation	<300	-----	**0.80**	**0.60**	<0.50	<0.50	<0.50	<0.50	-----	-----	-----	-----
EXP-3	11/07/01	IT Corporation	<300	-----	<0.50	<0.60	<0.50	<0.50	<0.50	<0.50	-----	-----	-----	-----
EXP-3	01/30/02	Secor	<300	-----	<0.50	<0.50	<0.50	<0.50	<0.50	<0.50	-----	-----	-----	-----
EXP-3	04/11/02	Secor	<300	-----	<0.50	<0.50	<0.50	<0.50	<0.50	<0.50	-----	-----	-----	-----
EXP-3	04/12/02	IT Corporation	<300	-----	<0.50	<0.50	<0.50	<0.50	<0.50	<0.50	-----	-----	-----	-----
EXP-3	07/30/02	IT Corporation	<300	-----	<0.50	<0.50	<0.50	<0.50	<0.50	<0.50	-----	-----	-----	-----
EXP-3	10/22/02	Secor	<300	-----	<0.50	<0.50	<0.50	<0.50	<0.50	<1	-----	-----	-----	-----
EXP-3	10/23/02	GTI	<300	-----	<0.50	<1	<1	<1	<0.50	<1	-----	-----	-----	-----
EXP-3	01/29/03	Secor	<300	-----	<0.50	<0.50	<0.50	<0.50	<0.50	<0.50	-----	-----	-----	-----
EXP-3	04/08/03	Secor	<50	-----	<0.50	<0.50	<0.50	<0.50	<0.50	<0.50	-----	-----	-----	-----
EXP-3	04/11/03	GTI	-----	-----	<0.50	<0.50	<0.50	<0.50	<0.50	<0.50	-----	-----	-----	-----
EXP-3	07/30/03	Secor	<50	-----	<0.50	<0.50	<0.50	<0.50	<0.50	<0.50	-----	-----	-----	-----
EXP-3	10/07/03	Secor	<50	-----	<0.50	<0.50	<0.50	<0.50	<0.50	<0.50	-----	-----	-----	-----
EXP-3	10/10/03	BT for Parsons	<100	-----	<0.50	<0.50	<0.50	<0.50	<0.50	<0.50	-----	-----	-----	-----
EXP-3	01/29/04	Secor	<50	-----	<0.50	<0.50	<0.50	<0.50	<0.50	<0.50	-----	-----	-----	-----
EXP-3	04/20/04	Secor	<50	-----	<0.50	<0.50	<0.50	<0.50	<0.50	<0.50	-----	-----	-----	-----
EXP-3	04/22/04	BT for Parsons	<100	-----	<0.50	<0.50	<0.50	<0.50	<0.50	<0.50	<10	<2	<2	<2
EXP-3	07/19/04	Secor	<50	-----	<0.50	<0.50	<0.50	<0.50	<0.50	<0.50	-----	-----	-----	-----
EXP-3	07/21/04	BT for Parsons	**120**	-----	<0.50	<0.50	<0.50	<0.50	-----	<0.50	-----	-----	-----	-----
EXP-3	11/03/04	BT for Parsons	<100	-----	<0.50	<0.50	<0.50	<0.50	<0.50	<0.50	<10	<2	<2	<2
EXP-3	02/02/05	Secor	<50	-----	<0.50	<0.50	<0.50	<0.50	<0.50	<0.50	-----	-----	-----	-----
EXP-3	05/04/05	Secor	<50	-----	<0.50	<0.50	<0.50	<0.50	<0.50	<0.50	-----	-----	-----	-----
EXP-3	08/01/05	Secor	<50	-----	<0.50	<0.50	<0.50	<0.50	<0.50	<0.50	-----	-----	-----	-----
EXP-3	11/02/05	Secor	<50	-----	<0.50	<0.50	<0.50	<0.50	<0.50	<0.50	-----	-----	-----	-----
EXP-3	02/27/06	Secor	<50	-----	<0.50	<0.50	<0.50	<0.50	<0.50	<0.50	-----	-----	-----	-----
EXP-3	05/02/06	Secor	<50	-----	<0.50	<0.50	<0.50	<0.50	<0.50	<0.50	-----	-----	-----	-----
EXP-3	05/05/06	BT for Parsons	<100	-----	<0.50	<0.50	<0.50	<0.50	<0.50	<0.50	<10	<2	<2	<2
EXP-3	09/18/06	Secor	<50	-----	<0.50	<0.50	<0.50	<0.50	<0.50	<0.50	-----	-----	-----	-----
EXP-3	12/05/06	Secor	<50	-----	<0.50	<0.50	<0.50	<0.50	<0.50	<0.50	-----	-----	-----	-----
EXP-3	12/06/06	BT for Parsons	<100	-----	<0.50	<0.50	<0.50	<0.50	<0.50	<0.50	<10	<2	<2	<2
EXP-3	03/13/07	Secor	<50	-----	<0.50	<0.50	<0.50	<0.50	<0.50	<0.50	-----	-----	-----	-----
EXP-3	05/04/07	BT for Parsons	<50	-----	<0.50	<0.50	<0.50	<0.50	<0.50	<0.50	-----	-----	-----	-----
EXP-3	05/04/07	Secor	<100	-----	<0.50	<0.50	<0.50	<0.50	<0.50	<0.50	<10	<2	<2	<2
EXP-3	08/30/07	Secor	<50	-----	<0.50	<0.50	<0.50	<0.50	<0.50	<0.50	-----	-----	-----	-----
EXP-3	11/15/07	Secor	<50	-----	<0.50	<0.50	<0.50	<0.50	<0.50	<0.50	-----	-----	-----	-----
EXP-3	11/16/07	BT for Parsons	<100	-----	<0.50	<0.50	<0.50	<0.50	<0.50	<0.50	<10	<2	<2	<2
EXP-3	02/07/08	BT for Parsons	<100	-----	<0.50	<0.50	<0.50	<0.50	<0.50	<0.50	<10	<2	<2	<2
EXP-3	02/20/08	Secor	<50	-----	<0.50	<0.50	<0.50	<0.50	<0.50	<0.50	-----	-----	-----	-----
EXP-3	04/16/08	BT for Parsons	<100	-----	<0.50	<0.50	<0.50	<0.50	<0.50	<0.50	<10	<2	<2	<2
EXP-3	04/16/08	Secor	<50	-----	<0.50	<0.50	<0.50	<0.50	<0.50	<0.50	-----	-----	-----	-----
EXP-3	08/14/08	Secor	<50	-----	<0.50	<0.50	<0.50	<0.50	<0.50	<0.50	-----	-----	-----	-----
EXP-3	10/14/08	Stantec	<50	-----	<0.50	<0.50	<0.50	<0.50	<0.50	<0.50	-----	-----	-----	-----

APPENDIX D

HISTORICAL ANALYTICAL RESULTS FOR TPH, BTEX COMPOUNDS, 1,2-DCA, AND FUEL OXYGENATES IN GROUNDWATER, NOVEMBER 1996 THROUGH NOVEMBER 2022

Defense Fuel Support Point Norwalk

15306 Norwalk Boulevard, Norwalk, California 90650

Well	Date	Sampled By	TPH-g (µg/L)	TPH-d (µg/L)	Benzene (µg/L)	Toluene (µg/L)	Ethyl-benzene (µg/L)	Xylenes (µg/L)	1,2-DCA (µg/L)	MTBE (µg/L)	TBA (µg/L)	DIPE (µg/L)	ETBE (µg/L)	TAME (µg/L)
EXP-3	10/15/08	BT for Parsons	<100	-----	<0.50	<0.50	<0.50	<0.50	<0.50	<0.50	<10	<2	<2	<2
EXP-3	02/24/09	Blaine Tech	<50	-----	<0.50	<0.50	<0.50	<0.50	<0.50	<0.50	<10	-----	-----	-----
EXP-3	04/22/09	BT for Parsons	<100	-----	<0.50	**3.4**	<0.50	<0.50	<0.50	<0.50	<10	<2	<2	<2
EXP-3	04/23/09	Blaine Tech for AMEC	<50	-----	<0.50	<0.50	<0.50	<0.50	<0.50	<0.50	<10	<1	<1	<1
EXP-3	07/20/09	Blaine Tech	<50	-----	<0.50	<0.50	<0.50	<0.50	<0.50	<0.50	<10	<1	<1	<2
EXP-3	07/20/09	Blaine Tech for AMEC	<100	-----	<0.50	<0.50	<0.50	<0.50	<0.50	<0.50	<10	<2	<2	<1
EXP-3	10/19/09	Blaine Tech for DESC	<100	-----	<0.50	<0.50	<0.50	<0.50	<0.50	<0.50	<10	<2	<2	<2
EXP-3	10/19/09	BT for Parsons	<50	-----	<0.50	<0.50	<0.50	<0.50	<0.50	<0.50	<10	<1	<1	<1
EXP-3	01/11/10	Blaine Tech for DESC	<100	-----	<0.50	<0.50	<0.50	<0.50	<0.50	<0.50	<10	<2	<2	<2
EXP-3	03/15/10	BT for Parsons	<50	-----	<0.50	<0.50	<0.50	<0.50	<0.50	<0.50	<10	<1	<1	<1
EXP-3	04/12/10	Blaine Tech for DESC	-----	-----	**0.31 J**	<0.50	<0.50	<0.50	<0.50	<0.50	<10	<2	<2	<2
EXP-3	05/25/10	Blaine Tech	<50	-----	<0.50	<0.50	<0.50	<0.50	<0.50	<0.50	<10	<1	<1	<1
EXP-3	07/12/10	Blaine Tech	<50	-----	<0.50	<0.50	<0.50	<0.50	<0.50	<0.50	<10	<1	<1	<1
EXP-3	10/04/10	Blaine Tech	<50	-----	<0.50	<0.50	<0.50	<0.50	<0.50	**0.74**	<10	<1	<1	<1
EXP-3	10/04/10	BT for Parsons	-----	-----	<0.50	-----	-----	-----	<0.50	**0.68**	<10	-----	-----	-----
EXP-3	01/10/11	Blaine Tech	<50	-----	<0.50	<0.50	<0.50	<0.50	**0.73**	**0.95**	<10	<1	<1	<1
EXP-3	01/10/11	BT for Parsons	<100	-----	<0.50	<0.50	<0.50	<0.50	**0.64**	**1.0**	<10	<2	<2	<2
EXP-3	04/11/11	Blaine Tech	<50	-----	<0.50	<0.50	<0.50	<0.50	**1.3**	**0.99**	<10	<1	<1	<1
EXP-3	04/11/11	BT for Parsons	<100	-----	<0.50	<0.50	<0.50	<0.50	**1.3**	**1.1**	<10	<2	<2	<2
EXP-3	07/12/11	CH2M Hill	<50	-----	<0.50	<0.50	<0.50	<0.50	**0.61**	<0.50	<10	<1	<1	<1
EXP-3	07/12/11	Parsons	<100	-----	<0.50	<0.50	<0.50	<0.50	**0.62**	**0.45 J**	<10	<2	<2	<2
EXP-3	10/10/11	CH2M Hill	<50	-----	<0.50	<0.50	<0.50	<0.50	<0.50	<0.50	<10	<1	<1	<1
EXP-3	10/10/11	Parsons	<100	-----	<0.50	<0.50	<0.50	<0.50	<0.50	<0.50	**8.7 J**	<2	<2	<2
EXP-3	01/09/12	CH2M Hill	<50	-----	<0.50	<0.50	<0.50	<0.50	<0.50	**0.66**	<10	<1	<1	<1
EXP-3	01/09/12	Parsons	<100	-----	<0.50	<0.50	<0.50	<0.50	**0.81**	**0.63**	<10	<2	<2	<2
EXP-3	04/16/12	CH2M Hill	<50	<50	<0.50	<0.50	<0.50	<0.50	**0.58**	<0.50	<10	<1	<1	<1
EXP-3	04/16/12	Parsons	<100	-----	<0.50	<0.50	<0.50	<0.50	**0.54**	**0.48 J**	<10	<2	<2	<2
EXP-3	07/09/12	CHHL	<50	**190**	<0.50	<0.50	<0.50	<0.50	<0.50	<0.50	<10	<1	<1	<1
EXP-3	07/09/12	Parsons	<100	-----	<0.50	<0.50	<0.50	<0.50	<0.50	<0.50	**9.5 J**	<2	<2	<2
EXP-3	08/29/12	CHHL	-----	<50	-----	-----	-----	-----	-----	-----	-----	-----	-----	-----
EXP-3	10/15/12	CHHL	<50	<50	<0.50	<0.50	<0.50	<0.50	<0.50	<0.50	<10	<1	<1	<1
EXP-3	10/15/12	Parsons	<100	-----	<0.50	<0.50	<0.50	<0.50	**0.45 J**	<0.50	<10	<2	<2	<2
EXP-3	01/14/13	CHHL	<50	<50	<0.50	<0.50	<0.50	<0.50	<0.50	**0.58**	<10	<1	<1	<1
EXP-3	01/14/13	Parsons	<100	<100	<0.50	<0.50	<0.50	<0.50	**0.74**	**0.34 J**	<10	<2	<2	<2
EXP-3	04/08/13	CHHL	<50	<50	<0.50	<0.50	<0.50	<0.50	<0.50	<0.50	<10	<1	<1	<1
EXP-3	04/08/13	Parsons	<100	<100	<0.50	<0.50	<0.50	<0.50	<0.50	<0.50	<10	<2	<2	<2
EXP-3	10/07/13	CHHL	<50	<50	<0.50	<0.50	<0.50	<0.50	<0.50	<0.50	<10	<1	<1	<1
EXP-3	10/07/13	Parsons	<100	<100	<0.50	<0.50	<0.50	<0.50	**0.36 J**	<0.50	<10	<2	<2	<2
EXP-3	04/14/14	CHHL	<50	<100	<0.50	<0.50	<0.50	<0.50	<0.50	<0.50	<10	<1	<1	<1
EXP-3	04/14/14	Parsons	<100	<100	<0.50	<0.50	<0.50	<0.50	<0.50	<0.50	<10	<2	<2	<2
EXP-3	10/28/14	SGI	<100	<100	<0.50	<0.50	<0.50	<1.5	<0.50	<2.0	<10	<2.0	<2.0	<2.0
EXP-3	10/28/14	BT for CH2MHill	<50	<50	<0.50	<0.50	<0.50	<0.50	**0.52**	<0.50	<10	<1.0	<1.0	<1.0
EXP-3	04/23/15	SGI	<100	<100	<0.50	<0.50	<0.50	<1.5	<0.50	<2.0	<10	<2.0	<2.0	<2.0
EXP-3	04/23/15	BT for CH2MHill	<50	<50	<0.50	<0.50	<0.50	<0.50	<0.50	<0.50	<10	<1.0	<1.0	<1.0
EXP-3	10/20/15	SGI	<100	<100	<0.50	<0.50	<0.50	<1.5	<0.50	<2.0	<10	<2.0	<2.0	<2.0
EXP-3	10/20/15	BT for CH2MHill	<50	<50	<0.50	<0.50	<0.50	<0.50	<0.50	<0.50	<10	<1.0	<1.0	<1.0
EXP-3	04/12/16	BT for CH2MHill	<50	<50	<0.50	<0.50	<0.50	<0.50	<0.50	<0.50	<10	<1.0	<1.0	<1.0
EXP-3	04/12/16	SGI	<100	<100	<0.50	<0.50	<0.50	<1.5	<0.50	<1.0	<10	<2.0	<2.0	<2.0
EXP-3	10/04/16	SGI	<100	<100	<0.50	<0.50	<0.50	<1.5	<0.50	<1.0	<10	<2.0	<2.0	<2.0
EXP-3	10/04/16	BT for CH2MHill	<50	<50	<0.50	<0.50	<0.50	<0.50	<0.50	<0.50	<10	<1.0	<1.0	<1.0
EXP-3	04/18/17	BT for CH2MHill	<50	<50	<0.50	<0.50	<0.50	<0.50	**0.53**	<0.50	<10	<1.0	<1.0	<1.0
EXP-3	04/18/17	SGI	<100	<100	<0.50	<0.50	<0.50	<1.5	<0.50	<1.0	<10	<2.0	<2.0	<2.0

APPENDIX D

HISTORICAL ANALYTICAL RESULTS FOR TPH, BTEX COMPOUNDS, 1,2-DCA, AND FUEL OXYGENATES IN GROUNDWATER, NOVEMBER 1996 THROUGH NOVEMBER 2022

Defense Fuel Support Point Norwalk

15306 Norwalk Boulevard, Norwalk, California 90650

Well	Date	Sampled By	TPH-g (µg/L)	TPH-d (µg/L)	Benzene (µg/L)	Toluene (µg/L)	Ethyl-benzene (µg/L)	Xylenes (µg/L)	1,2-DCA (µg/L)	MTBE (µg/L)	TBA (µg/L)	DIPE (µg/L)	ETBE (µg/L)	TAME (µg/L)
EXP-3	10/04/17	SGI	<100	**160**	<0.50	<0.50	<0.50	<1.5	<0.50	<1.0	<10	<2.0	<2.0	<2.0
EXP-3	10/04/17	BT for CH2MHill	<50	**100**	<0.50	<0.50	<0.50	<0.50	<0.50	<0.50	<10	<1.0	<1.0	<1.0
EXP-3	10/25/17	SGI	-----	<100	-----	-----	-----	-----	-----	-----	-----	-----	-----	-----
EXP-3	04/16/18	SGI	<100	<100	<0.50	<0.50	<0.50	<1.5	<0.50	<1.0	<10	<2.0	<2.0	<2.0
EXP-3	04/16/18	BT for Jacobs	<50	<50	<0.50	<0.50	<0.50	<0.50	**0.73**	<0.50	<10	<1	<1	<1
EXP-3	11/06/18	SGI	<100	<100	<0.50	<0.50	<0.50	<1.5	<0.50	<1.0	<10	<2.0	<2.0	<2.0
EXP-3	11/06/18	BT for Jacobs	<50	<50	<0.50	<0.50	<0.50	<0.50	<0.50	<0.50	<10	<1.0	<1.0	<1.0
EXP-3	11/06/18	BT for Jacobs	<50	<50	<0.50	<0.50	<0.50	<0.50	<0.50	<0.50	<10	<1.0	<1.0	<1.0
EXP-3	04/16/19	BT for Jacobs	<50	<50	<0.50	<0.50	<0.50	<0.50	<0.50	<0.50	<10	<1	<1	<1
EXP-3	04/16/19	SGI	<100	**120**	<0.50	<0.50	<0.50	<1.5	<0.50	<1.0	<10	<2.0	<2.0	<2.0
EXP-3	10/31/19	SGI	<100	<100	<0.50	<0.50	<0.50	<1.5	<0.50	<1.2	<10	<2.0	<2.0	<2.0
EXP-3	10/29/19	BT for Jacobs	<50	<50	<0.50	<0.50	<0.50	<0.50	<0.50	<0.50	<10	<1.0	<1.0	<1.0
EXP-3	05/06/20	SGI	<100	<100	<0.50	<0.50	<0.50	<1.5	<0.50	<1.2	<10	<2.0	<2.0	<2.0
EXP-3	05/01/20	BT for Jacobs	<50	<50	<0.50	<0.50	<0.50	<0.50	<0.50	<0.50	<10	<1.0	<1.0	<1.0
EXP-3	10/21/20	SGI	<100	<100	<0.50	<0.50	<0.50	<1.5	<0.50	<1.2	<10	<2.0	<2.0	<2.0
EXP-3	11/04/20	BT for Jacobs	<50	<50	<0.50	<0.50	<0.50	<0.50	<0.50	<0.50	<10	<1.0	<1.0	<1.0
EXP-3	05/04/21	BT for Jacobs	<50	<50	<0.50	<0.50	<0.50	<0.50	<0.50	<0.50	<10	<1.0	<1.0	<1.0
EXP-3	05/04/21	SGI/Apex	<100	<100	<0.50	<0.50	<0.50	<1.5	<0.50	<1.2	<10	<2.0	<2.0	<2.0
EXP-3	11/02/21	SGI/Apex	<100	<100	<0.50	<0.50	<0.50	<1.5	<0.50	<1.2	<10	<2.0	<2.0	<2.0
EXP-3	11/02/21	BT for Jacobs	<50	<50	<0.50	<0.50	<0.50	<0.50	<0.50	<0.50	<10	<1.0	<1.0	<1.0
EXP-3	05/10/22	BT for Jacobs	<50	<50	<0.50	<0.50	<0.50	<0.50	<0.50	<0.50	<10	<1.0	<1.0	<1.0
EXP-3	05/10/22	SGI/Apex	<100	<100	<0.50	<0.50	<0.50	<1.0	<0.50	<1.2	<10	<2.0	<2.0	<2.0
EXP-3	10/31/22	SGI/Apex	<100	<100	<0.50	<0.50	<0.50	<1.5	<0.50	<1.2	<10	<2.0	<2.0	<2.0
EXP-3	10/31/22	BT for Jacobs	<50	**52**	<0.50	<0.50	<0.50	<0.50	<0.50	<0.50	<10	<1.0	<1.0	<1.0
EXP-4	02/03/99	Alton Geoscience	<500	<500	<0.50	<0.50	<0.50	<1	<1	<0.50	-----	-----	-----	-----
EXP-4	05/06/99	Alton Geoscience	<500	<500	**1.3**	**4.1**	<0.50	**1.7**	<1	<0.50	-----	-----	-----	-----
EXP-4	07/21/99	Alton Geoscience	<50	-----	<0.50	<0.50	<0.50	<0.50	<1	<0.50	-----	-----	-----	-----
EXP-4	08/10/99	Alton Geoscience	<500	<1,000	**50**	**80**	**7.7**	**44**	**2.1**	**4.2**	-----	-----	-----	-----
EXP-4	09/23/99	Secor	<300	-----	<0.50	<1	<1	<1	**0.72**	**1.2**	-----	-----	-----	-----
EXP-4	09/23/99	Secor	<300	-----	<0.50	<1	<1	<1	<0.50	<1	-----	-----	-----	-----
EXP-4	09/23/99	Secor	<300	-----	<0.50	<1	<1	<1	<0.50	<1	-----	-----	-----	-----
EXP-4	10/12/99	Secor	<300	-----	<0.50	<1	<1	<1	<0.50	<1	-----	-----	-----	-----
EXP-4	11/19/99	Secor	<300	-----	<0.50	<0.50	<0.50	<0.50	<0.50	**0.60**	-----	-----	-----	-----
EXP-4	12/21/99	Secor	<300	-----	<0.50	<0.50	<0.50	<0.50	<0.50	<0.50	-----	-----	-----	-----
EXP-4	12/21/99	Secor	<300	-----	<0.50	<0.50	<0.50	<0.50	<0.50	<0.50	-----	-----	-----	-----
EXP-4	01/20/00	Secor	<300	-----	<0.50	<0.50	<0.50	**0.50**	<0.50	<0.50	-----	-----	-----	-----
EXP-4	02/28/00	Secor	<300	-----	<0.50	<0.50	<0.50	<0.50	<0.50	<0.50	-----	-----	-----	-----
EXP-4	03/28/00	Secor	<300	-----	<0.50	<0.50	<0.50	<0.50	<0.50	<0.50	-----	-----	-----	-----
EXP-4	04/20/00	Secor	<300	-----	<0.50	<0.50	<0.50	<0.50	<0.50	<0.50	-----	-----	-----	-----
EXP-4	05/18/00	Secor	<300	-----	<0.50	<0.50	<0.50	<0.50	<0.50	<0.50	-----	-----	-----	-----
EXP-4	06/30/00	Secor	<300	-----	<0.50	<0.50	<0.50	<0.50	<0.50	<0.50	-----	-----	-----	-----
EXP-4	08/28/00	Secor	<300	-----	<0.50	<0.50	<0.50	<0.50	<0.50	<0.50	-----	-----	-----	-----
EXP-4	11/30/00	Secor	<300	-----	<0.50	<0.50	<0.50	<0.50	<0.50	<0.50	-----	-----	-----	-----
EXP-4	02/06/01	Secor	<300	-----	<0.50	<0.50	<0.50	<0.50	<0.50	<0.50	-----	-----	-----	-----
EXP-4	05/08/01	Secor	<300	-----	<0.50	<0.50	<0.50	<0.50	<0.50	<0.50	-----	-----	-----	-----
EXP-4	09/18/01	Secor	<300	-----	<0.50	<0.50	<0.50	<0.50	<0.50	<0.50	-----	-----	-----	-----
EXP-4	11/07/01	IT Corporation	<300	-----	<0.50	<0.50	<0.50	<0.50	<0.50	<0.50	-----	-----	-----	-----
EXP-4	01/30/02	Secor	<300	-----	<0.50	<0.50	<0.50	<0.50	<0.50	<0.50	-----	-----	-----	-----
EXP-4	04/11/02	Secor	<300	-----	<0.50	<0.50	<0.50	<0.50	<0.50	<0.50	-----	-----	-----	-----
EXP-4	10/24/02	Secor	<300	-----	<0.50	<0.50	<0.50	<0.50	<0.50	<0.50	-----	-----	-----	-----
EXP-4	10/07/03	Secor	<50	-----	<0.50	<0.50	<0.50	<0.50	<0.50	<0.50	-----	-----	-----	-----

APPENDIX D

HISTORICAL ANALYTICAL RESULTS FOR TPH, BTEX COMPOUNDS, 1,2-DCA, AND FUEL OXYGENATES IN GROUNDWATER, NOVEMBER 1996 THROUGH NOVEMBER 2022

Defense Fuel Support Point Norwalk

15306 Norwalk Boulevard, Norwalk, California 90650

Well	Date	Sampled By	TPH-g (µg/L)	TPH-d (µg/L)	Benzene (µg/L)	Toluene (µg/L)	Ethyl-benzene (µg/L)	Xylenes (µg/L)	1,2-DCA (µg/L)	MTBE (µg/L)	TBA (µg/L)	DIPE (µg/L)	ETBE (µg/L)	TAME (µg/L)
EXP-4	05/05/05	Secor	<50	-----	<0.50	<0.50	<0.50	<0.50	<0.50	<0.50	-----	-----	-----	-----
EXP-4	05/05/06	Secor	<50	-----	<0.50	<0.50	<0.50	<0.50	<0.50	<0.50	-----	-----	-----	-----
EXP-4	09/20/06	Secor	<50	-----	<0.50	<0.50	<0.50	<0.50	<0.50	<0.50	-----	-----	-----	-----
EXP-4	05/01/07	Secor	<50	-----	<0.50	<0.50	<0.50	<0.50	<0.50	<0.50	-----	-----	-----	-----
EXP-4	04/18/08	Secor	<50	-----	<0.50	<0.50	<0.50	<0.50	<0.50	<0.50	-----	-----	-----	-----
EXP-4	04/21/09	Blaine Tech for AMEC	<50	-----	<0.50	<0.50	<0.50	<0.50	<0.50	<0.50	<10	<1	<1	<1
EXP-4	07/20/09	Blaine Tech	<50	-----	<0.50	<0.50	<0.50	<0.50	<0.50	<0.50	<10	<1	<1	<1
EXP-4	10/19/09	BT for Parsons	<50	-----	<0.50	<0.50	<0.50	<0.50	<0.50	<0.50	<10	<1	<1	<1
EXP-4	05/24/10	Blaine Tech	<50	-----	<0.50	<0.50	<0.50	<0.50	<0.50	<0.50	<10	<1	<1	<1
EXP-4	04/12/11	Blaine Tech	<50	-----	<0.50	<0.50	<0.50	<0.50	<0.50	<0.50	<10	<1	<1	<1
EXP-4	04/17/12	CH2M Hill	<50	<100	<0.50	<0.50	<0.50	<0.50	<0.50	<0.50	<10	<1	<1	<1
EXP-4	04/09/13	CHHL	<50	<50	<0.50	<0.50	<0.50	<0.50	<0.50	<0.50	<10	<1	<1	<1
EXP-4	10/08/13	CHHL	<50	<100	<0.50	<0.50	<0.50	<0.50	<0.50	<0.50	<10	<1	<1	<1
EXP-4	04/15/14	CHHL	<50	<50	<0.50	<0.50	<0.50	<0.50	<0.50	<0.50	<10	<1	<1	<1
EXP-4	10/28/14	BT for CH2MHill	<50	**63 HD**	<0.50	<0.50	<0.50	<0.50	<0.50	<0.50	<10	<1.0	<1.0	<1.0
EXP-4	04/22/15	BT for CH2MHill	<50	<50	<0.50	<0.50	<0.50	<0.50	<0.50	<0.50	<10	<1.0	<1.0	<1.0
EXP-4	10/21/15	BT for CH2MHill	<50	<100	<0.50	<0.50	<0.50	<0.50	<0.50	<0.50	<10	<1.0	<1.0	<1.0
EXP-4	04/12/16	BT for CH2MHill	<50	<50	<0.50	<0.50	<0.50	<0.50	<0.50	<0.50	<10	<1.0	<1.0	<1.0
EXP-4	10/04/16	BT for CH2MHill	<50	<50	<0.50	<0.50	<0.50	<0.50	<0.50	<0.50	<10	<1.0	<1.0	<1.0
EXP-4	04/19/17	BT for CH2MHill	<50	<50	<0.50	<0.50	<0.50	<0.50	<0.50	<0.50	<10	<1.0	<1.0	<1.0
EXP-4	10/03/17	BT for CH2MHill	<50	<50	<0.50	<0.50	<0.50	<0.50	<0.50	<0.50	<10	<1.0	<1.0	<1.0
EXP-4	04/17/18	BT for Jacobs	<50	<50	<0.50	<0.50	<0.50	<0.50	<0.50	<0.50	<10	<1	<1	<1
EXP-4	11/06/18	BT for Jacobs	<50	<50	<0.50	<0.50	<0.50	<0.50	<0.50	<0.50	<10	<1.0	<1.0	<1.0
EXP-4	04/17/19	BT for Jacobs	<50	<50	<0.50	<0.50	<0.50	<0.50	<0.50	<0.50	<10	<1	<1	<1
EXP-4	10/30/19	BT for Jacobs	<50	<50	<0.50	<0.50	<0.50	<0.50	<0.50	<0.50	<10	<1.0	<1.0	<1.0
EXP-4	05/05/20	BT for Jacobs	<50	<50	<0.50	<0.50	<0.50	<0.50	<0.50	<0.50	<10	<1.0	<1.0	<1.0
EXP-4	11/03/20	BT for Jacobs	<50	<50	<0.50	<0.50	<0.50	<0.50	<0.50	<0.50	<10	<1.0	<1.0	<1.0
EXP-4	05/04/21	BT for Jacobs	<50	<50	<0.50	<0.50	<0.50	<0.50	<0.50	<0.50	<10	<1.0	<1.0	<1.0
EXP-4	11/04/21	BT for Jacobs	<50	<50	<0.50	<0.50	<0.50	<0.50	<0.50	<0.50	<10	<1.0	<1.0	<1.0
EXP-4	05/10/22	BT for Jacobs	<50	<50	<0.50	<0.50	<0.50	<0.50	<0.50	<0.50	<10	<1.0	<1.0	<1.0
EXP-4	11/02/22	BT for Jacobs	<50	<50	<0.50	<0.50	<0.50	<0.50	<0.50	<0.50	<10	<1.0	<1.0	<1.0
EXP-5	11/11/98	Alton Geoscience	<300	-----	<0.50	<0.50	<0.50	<0.50	<0.50	<0.50	-----	-----	-----	-----
EXP-5	02/03/99	Alton Geoscience	<500	<500	<0.50	<0.50	<0.50	<1	<1	<0.50	-----	-----	-----	-----
EXP-5	05/05/99	Alton Geoscience	<500	<500	**7.6**	**3.9**	**1.4**	**7.4**	<1	**140**	-----	-----	-----	-----
EXP-5	07/21/99	Alton Geoscience	<50	-----	<0.50	<0.50	<0.50	<0.50	<1	**11**	-----	-----	-----	-----
EXP-5	08/10/99	Alton Geoscience	<500	<1,000	**21**	**37**	**4.3**	**22**	<0.50	**2.4**	-----	-----	-----	-----
EXP-5	09/23/99	Secor	<300	-----	<0.50	<1	<1	<1	<0.50	<1	-----	-----	-----	-----
EXP-5	09/23/99	Secor	<300	-----	<0.50	<1	<1	<1	<0.50	<1	-----	-----	-----	-----
EXP-5	09/23/99	Secor	<300	-----	<0.50	<1	<1	<1	<0.50	<1	-----	-----	-----	-----
EXP-5	10/12/99	Secor	<300	-----	<0.50	<1	<1	<1	<0.50	<1	-----	-----	-----	-----
EXP-5	11/19/99	Secor	<300	-----	<0.50	<0.50	<0.50	<0.50	<0.50	<0.50	-----	-----	-----	-----
EXP-5	12/21/99	Secor	<300	-----	<0.50	<0.50	<0.50	<0.50	<0.50	<0.50	-----	-----	-----	-----
EXP-5	01/20/00	Secor	<300	-----	<0.50	<0.50	<0.50	<0.50	<0.50	<0.50	-----	-----	-----	-----
EXP-5	02/28/00	Secor	<300	-----	<0.50	<0.50	<0.50	<0.50	<0.50	<0.50	-----	-----	-----	-----
EXP-5	03/28/00	Secor	<300	-----	<0.50	<0.50	<0.50	<0.50	<0.50	<0.50	-----	-----	-----	-----
EXP-5	04/20/00	Secor	<300	-----	<0.50	<0.50	<0.50	<0.50	<0.50	<0.50	-----	-----	-----	-----
EXP-5	05/17/00	Secor	<300	-----	<0.50	<0.50	<0.50	<0.50	<0.50	<0.50	-----	-----	-----	-----
EXP-5	06/30/00	Secor	<300	-----	<0.50	<0.50	<0.50	<0.50	<0.50	<0.50	-----	-----	-----	-----
EXP-5	08/28/00	Secor	<300	-----	<0.50	<0.50	<0.50	<0.50	<0.50	<0.50	-----	-----	-----	-----
EXP-5	11/29/00	Secor	<300	-----	<0.50	<0.50	<0.50	<0.50	<0.50	<0.50	-----	-----	-----	-----
EXP-5	02/06/01	Secor	<300	-----	<0.50	<0.50	<0.50	<0.50	<0.50	<0.50	-----	-----	-----	-----

APPENDIX D

HISTORICAL ANALYTICAL RESULTS FOR TPH, BTEX COMPOUNDS, 1,2-DCA, AND FUEL OXYGENATES IN GROUNDWATER, NOVEMBER 1996 THROUGH NOVEMBER 2022

Defense Fuel Support Point Norwalk

15306 Norwalk Boulevard, Norwalk, California 90650

Well	Date	Sampled By	TPH-g (µg/L)	TPH-d (µg/L)	Benzene (µg/L)	Toluene (µg/L)	Ethyl-benzene (µg/L)	Xylenes (µg/L)	1,2-DCA (µg/L)	MTBE (µg/L)	TBA (µg/L)	DIPE (µg/L)	ETBE (µg/L)	TAME (µg/L)
EXP-5	05/08/01	Secor	<300	-----	<0.50	<0.50	<0.50	<0.50	<0.50	<0.50	-----	-----	-----	-----
EXP-5	09/19/01	Secor	<300	-----	<0.50	<0.50	<0.50	<0.50	<0.50	<0.50	-----	-----	-----	-----
EXP-5	11/07/01	IT Corporation	<300	-----	<0.50	<0.50	<0.50	<0.50	<0.50	<0.50	-----	-----	-----	-----
EXP-5	01/30/02	Secor	<300	-----	<0.50	<0.50	<0.50	<0.50	<0.50	<0.50	-----	-----	-----	-----
EXP-5	04/11/02	Secor	<300	-----	<0.50	<0.50	<0.50	<0.50	<0.50	<0.50	-----	-----	-----	-----
EXP-5	07/30/02	IT Corporation	<300	-----	<0.50	<0.50	<0.50	<0.50	<0.50	<0.50	-----	-----	-----	-----
EXP-5	10/24/02	Secor	<300	-----	<0.50	<0.50	<0.50	<0.50	<0.50	<0.50	-----	-----	-----	-----
EXP-5	01/28/03	Secor	<300	-----	<0.50	<0.50	<0.50	<0.50	<0.50	<0.50	-----	-----	-----	-----
EXP-5	04/08/03	Secor	<50	-----	<0.50	<0.50	<0.50	<0.50	<0.50	<0.50	-----	-----	-----	-----
EXP-5	07/30/03	Secor	<50	-----	<0.50	<0.50	<0.50	<0.50	<0.50	<0.50	-----	-----	-----	-----
EXP-5	10/07/03	Secor	<50	-----	<0.50	<0.50	<0.50	<0.50	<0.50	<0.50	-----	-----	-----	-----
EXP-5	01/29/04	Secor	<50	-----	<0.50	<0.50	<0.50	<0.50	<0.50	<0.50	-----	-----	-----	-----
EXP-5	04/21/04	Secor	<50	-----	<0.50	<0.50	<0.50	<0.50	<0.50	<0.50	-----	-----	-----	-----
EXP-5	07/20/04	Secor	<50	-----	<0.50	<0.50	<0.50	<0.50	<0.50	<0.50	-----	-----	-----	-----
EXP-5	11/04/04	Secor	<50	-----	<0.50	<0.50	<0.50	<0.50	<0.50	<0.50	-----	-----	-----	-----
EXP-5	02/03/05	Secor	<50	-----	<0.50	<0.50	<0.50	<0.50	<0.50	<0.50	-----	-----	-----	-----
EXP-5	05/04/05	Secor	<50	-----	<0.50	<0.50	<0.50	<0.50	<0.50	<0.50	-----	-----	-----	-----
EXP-5	08/03/05	Secor	<50	-----	<0.50	<0.50	<0.50	<0.50	<0.50	<0.50	-----	-----	-----	-----
EXP-5	11/01/05	Secor	<50	-----	<0.50	<0.50	<0.50	<0.50	<0.50	<0.50	-----	-----	-----	-----
EXP-5	02/28/06	Secor	<50	-----	<0.50	<0.50	<0.50	<0.50	<0.50	<0.50	-----	-----	-----	-----
EXP-5	05/05/06	Secor	<50	-----	<0.50	<0.50	<0.50	<0.50	<0.50	<0.50	-----	-----	-----	-----
EXP-5	09/19/06	Secor	<50	-----	<0.50	<0.50	<0.50	<0.50	<0.50	<0.50	-----	-----	-----	-----
EXP-5	12/07/06	Secor	<50	-----	<0.50	<0.50	<0.50	<0.50	<0.50	<0.50	-----	-----	-----	-----
EXP-5	03/13/07	Secor	<50	-----	<0.50	<0.50	<0.50	<0.50	<0.50	<0.50	-----	-----	-----	-----
EXP-5	05/03/07	Secor	<50	-----	<0.50	<0.50	<0.50	<0.50	<0.50	<0.50	-----	-----	-----	-----
EXP-5	08/28/07	Secor	<50	-----	<0.50	<0.50	<0.50	<0.50	<0.50	<0.50	-----	-----	-----	-----
EXP-5	11/15/07	Secor	<50	-----	<0.50	<0.50	<0.50	<0.50	<0.50	<0.50	-----	-----	-----	-----
EXP-5	02/20/08	Secor	<50	-----	<0.50	<0.50	<0.50	<0.50	<0.50	<0.50	-----	-----	-----	-----
EXP-5	04/18/08	Secor	<50	-----	<0.50	<0.50	<0.50	<0.50	<0.50	<0.50	-----	-----	-----	-----
EXP-5	08/14/08	Secor	<50	-----	<0.50	<0.50	<0.50	<0.50	<0.50	<0.50	-----	-----	-----	-----
EXP-5	10/15/08	Stantec	<50	-----	<0.50	<0.50	<0.50	<0.50	<0.50	<0.50	-----	-----	-----	-----
EXP-5	02/23/09	Blaine Tech	<50	-----	<0.50	<0.50	<0.50	<0.50	<0.50	<0.50	<10	-----	-----	-----
EXP-5	04/22/09	Blaine Tech for AMEC	<50	-----	<0.50	<0.50	<0.50	<0.50	<0.50	<0.50	<10	<1	<1	<1
EXP-5	07/21/09	Blaine Tech	<50	-----	<0.50	<0.50	<0.50	<0.50	<0.50	<0.50	<10	<1	<1	<1
EXP-5	10/19/09	BT for Parsons	<50	-----	<0.50	<0.50	<0.50	<0.50	<0.50	<0.50	<10	<1	<1	<1
EXP-5	03/15/10	BT for Parsons	<50	-----	<0.50	<0.50	<0.50	<0.50	<0.50	<0.50	<10	<1	<1	<1
EXP-5	05/25/10	Blaine Tech	<50	-----	<0.50	<0.50	<0.50	<0.50	<0.50	<0.50	<10	<1	<1	<1
EXP-5	07/12/10	Blaine Tech	<50	-----	<0.50	<0.50	<0.50	<0.50	<0.50	<0.50	<10	<1	<1	<1
EXP-5	10/04/10	Blaine Tech	<50	-----	<0.50	<0.50	<0.50	<0.50	<0.50	<0.50	<10	<1	<1	<1
EXP-5	01/10/11	Blaine Tech	<50	-----	<0.50	<0.50	<0.50	<0.50	<0.50	<0.50	<10	<1	<1	<1
EXP-5	04/11/11	Blaine Tech	<50	-----	<0.50	<0.50	<0.50	<0.50	<0.50	<0.50	<10	<1	<1	<1
EXP-5	07/11/11	CH2M Hill	<50	-----	<0.50	<0.50	<0.50	<0.50	<0.50	<0.50	<10	<1	<1	<1
EXP-5	10/10/11	CH2M Hill	<50	-----	<0.50	<0.50	<0.50	<0.50	<0.50	<0.50	<10	<1	<1	<1
EXP-5	01/09/12	CH2M Hill	<50	-----	<0.50	<0.50	<0.50	<0.50	<0.50	<0.50	<10	<1	<1	<1
EXP-5	04/17/12	CH2M Hill	<50	<50	<0.50	<0.50	<0.50	<0.50	<0.50	<0.50	<10	<1	<1	<1
EXP-5	07/09/12	CHHL	<50	<50	<0.50	<0.50	<0.50	<0.50	<0.50	<0.50	<10	<1	<1	<1
EXP-5	10/16/12	CHHL	<50	<50	<0.50	<0.50	<0.50	<0.50	<0.50	<0.50	<10	<1	<1	<1
EXP-5	01/14/13	CHHL	<50	<100	<0.50	<0.50	<0.50	<0.50	<0.50	<0.50	<10	<1	<1	<1
EXP-5	04/09/13	CHHL	<50	<50	<0.50	<0.50	<0.50	<0.50	<0.50	<0.50	<10	<1	<1	<1
EXP-5	10/09/13	CHHL	<50	<50	<0.50	<0.50	<0.50	<0.50	<0.50	<0.50	<10	<1	<1	<1
EXP-5	04/15/14	CHHL	<50	<50	<0.50	<0.50	<0.50	<0.50	<0.50	<0.50	<10	<1	<1	<1
EXP-5	10/28/14	BT for CH2MHill	<50	<50	<0.50	<0.50	<0.50	<0.50	<0.50	<0.50	<10	<1.0	<1.0	<1.0

APPENDIX D

HISTORICAL ANALYTICAL RESULTS FOR TPH, BTEX COMPOUNDS, 1,2-DCA, AND FUEL OXYGENATES IN GROUNDWATER, NOVEMBER 1996 THROUGH NOVEMBER 2022

Defense Fuel Support Point Norwalk

15306 Norwalk Boulevard, Norwalk, California 90650

Well	Date	Sampled By	TPH-g (µg/L)	TPH-d (µg/L)	Benzene (µg/L)	Toluene (µg/L)	Ethyl-benzene (µg/L)	Xylenes (µg/L)	1,2-DCA (µg/L)	MTBE (µg/L)	TBA (µg/L)	DIPE (µg/L)	ETBE (µg/L)	TAME (µg/L)
EXP-5	04/23/15	BT for CH2MHill	<50	<50	<0.50	<0.50	<0.50	<0.50	<0.50	<0.50	<10	<1.0	<1.0	<1.0
EXP-5	10/21/15	BT for CH2MHill	<50	<50	<0.50	<0.50	<0.50	<0.50	<0.50	<0.50	<10	<1.0	<1.0	<1.0
EXP-5	04/12/16	BT for CH2MHill	<50	<50	<0.50	<0.50	<0.50	<0.50	<0.50	<0.50	<10	<1.0	<1.0	<1.0
EXP-5	10/04/16	BT for CH2MHill	<50	<50	<0.50	<0.50	<0.50	<0.50	<0.50	<0.50	<10	<1.0	<1.0	<1.0
EXP 5	04/19/17	BT for CH2MHill	<50	<50	<0.50	<0.50	<0.50	<0.50	<0.50	<0.50	<10	<1.0	<1.0	<1.0
EXP-5	04/19/17	BT for CH2MHill	<50	<50	<0.50	<0.50	<0.50	<0.50	<0.50	<0.50	<10	<1.0	<1.0	<1.0
EXP-5	10/03/17	BT for CH2MHill	<50	<50	<0.50	<0.50	<0.50	<0.50	<0.50	<0.50	<10	<1.0	<1.0	<1.0
EXP-5	04/17/18	BT for Jacobs	<50	<50	<0.50	<0.50	<0.50	<0.50	<0.50	<0.50	<10	<1	<1	<1
EXP-5	11/07/18	BT for Jacobs	<50	<50	<0.50	<0.50	<0.50	<0.50	<0.50	<0.50	<10	<1.0	<1.0	<1.0
EXP-5	04/18/19	BT for Jacobs	<50	<50	<0.50	<0.50	<0.50	<0.50	<0.50	<0.50	<10	<1	<1	<1
EXP-5	10/30/19	BT for Jacobs	<50	<50	<0.50	<0.50	<0.50	<0.50	<0.50	<0.50	<10	<1.0	<1.0	<1.0
EXP-5	05/06/20	BT for Jacobs	<50	<50	<0.50	<0.50	<0.50	<0.50	<0.50	<0.50	<10	<1.0	<1.0	<1.0
EXP-5	11/04/20	BT for Jacobs	<50	<50	<0.50	<0.50	<0.50	<0.50	<0.50	<0.50	<10	<1.0	<1.0	<1.0
EXP-5	05/04/21	BT for Jacobs	<50	<50	<0.50	<0.50	<0.50	<0.50	<0.50	<0.50	<10	<1.0	<1.0	<1.0
EXP-5	11/04/21	BT for Jacobs	<50	<50	<0.50	<0.50	<0.50	<0.50	<0.50	<0.50	<10	<1.0	<1.0	<1.0
EXP-5	05/11/22	BT for Jacobs	<50	<50	<0.50	<0.50	<0.50	<0.50	<0.50	<0.50	<10	<1.0	<1.0	<1.0
EXP-5	11/02/22	BT for Jacobs	<50	<50	<0.50	<0.50	<0.50	<0.50	<0.50	<0.50	<10	<1.0	<1.0	<1.0
Uppermost Aquifer														
BW-1	05/24/97		<100	<50	<0.30	<0.50	<0.30	<0.60	**100**	<5	-----	-----	-----	-----
BW-2	05/24/97		<100	<50	<0.30	<0.50	<0.30	**1.4**	**85**	<5	-----	-----	-----	-----
BW-3	05/24/97		<100	**300**	<0.30	<0.50	<0.30	<0.60	**490**	**74**	-----	-----	-----	-----
BW-4	05/28/97		**960**	**560**	**160**	**2.4**	**200**	**9.2**	**20**	**850**	-----	-----	-----	-----
BW-5	05/28/97		**150**	**310**	<0.30	<0.30	**5.0**	<0.60	**30**	**1,100**	-----	-----	-----	-----
BW-6	05/29/97		<100	**690**	**3.5**	<0.30	**3.7**	**3.7**	**14**	<5	-----	-----	-----	-----
BW-7	05/29/97		**200**	**510**	**0.99**	<0.30	<0.30	<0.30	**310**	**9.2**	-----	-----	-----	-----
BW-8	05/29/97		<100	**450**	<0.30	<0.30	<0.30	<0.30	**39**	<5	-----	-----	-----	-----
BW-9	05/30/97		<100	**230**	<0.30	<0.30	<0.30	<0.60	**1.4**	<5	-----	-----	-----	-----
GB-21	01/24/11	Blaine Tech	<50	**-----**	<0.50	<0.50	<0.50	<0.50	**-----**	<0.50	<10	<1	<1	<1
GB-21	01/24/11	Blaine Tech	<50	-----	<0.50	<0.50	<0.50	<0.50	-----	<0.50	<10	<1	<1	<1
GB-21	01/24/11	Blaine Tech	<50	-----	<0.50	<0.50	<0.50	<0.50	-----	<0.50	**140**	<1	<1	<1
GB-22	01/21/11	Blaine Tech	<50	-----	<0.50	<0.50	<0.50	<0.50	-----	<0.50	<10	<1	<1	<1
GB-22	01/21/11	Blaine Tech	<50	-----	<0.50	<0.50	<0.50	<0.50	-----	<0.50	<10	<1	<1	<1
GB-22	01/21/11	Blaine Tech	<50	-----	<0.50	<0.50	<0.50	<0.50	-----	<0.50	**110**	<1	<1	<1
GB-23	01/21/11	Blaine Tech	<50	-----	<0.50	<0.50	<0.50	<0.50	-----	<0.50	<10	<1	<1	<1
GB-23	01/21/11	Blaine Tech	<50	-----	<0.50	<0.50	<0.50	<0.50	-----	<0.50	<10	<1	<1	<1
GB-23	01/21/11	Blaine Tech	<100	-----	<0.50	<0.50	<0.50	<0.50	-----	<0.50	**2,400**	<1	<1	<1
GMW-1	11/27/96	Terra Services	-----	-----	**13,000**	**11,000**	**2,700**	**14,300**	<50	<500	-----	-----	-----	-----
GMW-1	07/17/97	Terra Services	**68,000**	**6,900**	**10,000**	**5,500**	**2,500**	**11,500**	<30	<300	-----	-----	-----	-----
GMW-1	01/09/98	Terra Services	**5,800**	**4,500**	**5,600**	**590**	**1,200**	**4,570**	<30	<300	-----	-----	-----	-----
GMW-1	05/27/98	Terra Services	**19,600**	-----	**4,360**	**466**	**930**	**2,279**	<0.50	**101**	-----	-----	-----	-----

APPENDIX D

HISTORICAL ANALYTICAL RESULTS FOR TPH, BTEX COMPOUNDS, 1,2-DCA, AND FUEL OXYGENATES IN GROUNDWATER, NOVEMBER 1996 THROUGH NOVEMBER 2022

Defense Fuel Support Point Norwalk

15306 Norwalk Boulevard, Norwalk, California 90650

Well	Date	Sampled By	TPH-g (µg/L)	TPH-d (µg/L)	Benzene (µg/L)	Toluene (µg/L)	Ethyl-benzene (µg/L)	Xylenes (µg/L)	1,2-DCA (µg/L)	MTBE (µg/L)	TBA (µg/L)	DIPE (µg/L)	ETBE (µg/L)	TAME (µg/L)
GMW-1	11/17/98	Alton Geoscience	**4,260**	-----	**950**	**150**	**360**	**320**	<50	<50	-----	-----	-----	-----
GMW-1	05/05/99	Alton Geoscience	<500	<500	**1.9**	**8.4**	**0.58**	**2.9**	<1	<0.50	-----	-----	-----	-----
GMW-1	11/17/99	Secor	**23,000**	-----	**4,700**	**440**	**1,100**	**4,040**	<5	**71**	-----	-----	-----	-----
GMW-1	05/16/00	Secor	**14,000**	-----	**3,100**	**40**	**720**	**2,300**	<25	**50**	-----	-----	-----	-----
GMW-1	11/30/00	Secor	**14,000**	-----	**2,700**	**80**	**1,000**	**1,780**	<0.50	**33**	-----	-----	-----	-----
GMW-1	05/09/01	Secor	**1,000**	-----	**1,900**	<13	**530**	**468**	<13	<13	-----	-----	-----	-----
GMW-1	11/06/01	Secor	**11,000**	-----	**2,900**	**35**	**1,300**	**280**	<0.50	**27**	-----	-----	-----	-----
GMW-1	04/10/02	Secor	**7,600**	-----	**2,000**	**26**	**740**	**295**	<10	**18**	-----	-----	-----	-----
GMW-1	10/23/02	Secor	**830**	-----	**1,300**	<5	**330**	**111**	<5	**17**	-----	-----	-----	-----
GMW-1	03/11/03	Geomatrix	**340**	-----	**130**	<0.50	**30**	**6.1**	<0.50	**0.68**	-----	-----	-----	-----
GMW-1	04/08/03	Secor	**4,500**	-----	**2,200**	<10	**240**	**142**	<20	**25**	-----	-----	-----	-----
GMW-1	08/01/03	Secor	**4,000**	-----	**1,600**	**11**	**360**	**172**	<20	**14**	-----	-----	-----	-----
GMW-1	10/06/03	Secor	**7,400**	-----	**2,200**	**12**	**520**	**196**	<20	**13**	-----	-----	-----	-----
GMW-1	01/27/04	Secor	**4,400**	-----	**1,500**	**5.7**	**180**	**200**	<10	**12**	-----	-----	-----	-----
GMW-1	04/22/04	Secor	**9,100**	-----	**3,200**	<20	**270**	**160**	<40	<20	-----	-----	-----	-----
GMW-1	07/19/04	Secor	**6,000**	-----	**2,100**	<10	**90**	**70**	<20	**20**	-----	-----	-----	-----
GMW-1	11/03/04	Secor	**7,900**	-----	**3,500**	<10	**88**	**35**	<20	**18**	-----	-----	-----	-----
GMW-1	02/02/05	Secor	**2,100**	-----	**1,100**	<5	**18**	**29**	<10	**12**	-----	-----	-----	-----
GMW-1	05/06/05	Secor	<200	-----	**1.2**	<1	<1	<1	<2	<1	-----	-----	-----	-----
GMW-1	08/01/05	Secor	<500	-----	<2.5	<2.5	<2.5	<2.5	<5	<2.5	-----	-----	-----	-----
GMW-1	11/02/05	Secor	<500	-----	<2.5	<2.5	<2.5	<2.5	<5	<2.5	-----	-----	-----	-----
GMW-1	02/27/06	Secor	<1000	-----	<5	<5	<5	<5	<10	<5	-----	-----	-----	-----
GMW-1	05/04/06	Secor	<500	-----	**4.0**	<2.5	<2.5	<2.5	<5	<2.5	-----	-----	-----	-----
GMW-1	09/18/06	Secor	<500	-----	<2.5	<2.5	<2.5	<2.5	<5	<2.5	-----	-----	-----	-----
GMW-1	12/06/06	Secor	<500	-----	<2.5	<2.5	<2.5	<2.5	<5	<2.5	-----	-----	-----	-----
GMW-1	03/13/07	Secor	<1000	-----	<5	<5	<5	<5	<10	<5	-----	-----	-----	-----
GMW-1	05/04/07	Secor	<50	-----	<0.50	<0.50	<0.50	<0.50	<0.50	<0.50	-----	-----	-----	-----
GMW-1	08/30/07	Secor	**520**	-----	<1.5	<1.5	<1.5	<1.5	<3	<1.5	-----	-----	-----	-----
GMW-1	11/14/07	Secor	**140**	-----	<0.50	<0.50	<0.50	<0.50	<0.50	<0.50	-----	-----	-----	-----
GMW-1	02/20/08	Secor	<200	-----	**41**	<1	**4.9**	**4.8**	<2	<1	-----	-----	-----	-----
GMW-1	04/16/08	Secor	<200	-----	**14**	<1	<1	<1	<2	<1	-----	-----	-----	-----
GMW-1	10/17/08	Stantec	**1,600**	-----	**52**	**1.6**	**58**	**250**	<2	<1	-----	-----	-----	-----
GMW-1	04/20/09	Blaine Tech for AMEC	**600**	-----	**63**	**1.2**	**25**	**16**	<2	<1	<20	<2	<2	<2
GMW-1	10/22/09	BT for Parsons	**330**	-----	**1.5**	<1	<1	<1	<2	<1	<20	<2	<2	<2
GMW-1	05/27/10	Blaine Tech	**900**	-----	**55**	**4.9**	**46**	<1	<2	<1	<20	<2	<2	<2
GMW-1	10/07/10	Blaine Tech	**400**	-----	<1	<1	<1	<1	<2	<1	<20	<2	<2	<2
GMW-1	04/14/11	Blaine Tech	**230**	-----	<1	<1	<1	<1	<2	<1	<20	<2	<2	<2
GMW-1	10/12/11	CH2M Hill	**230**	-----	<1	<1	<1	<1	<2	<1	<20	<2	<2	<2
GMW-1	04/19/12	CH2M Hill	<200	**850**	<1	<1	<1	<1	<2	<1	<20	<2	<2	<2
GMW-1	10/17/12	CHHL	<500	**880**	<2.5	<2.5	<2.5	<2.5	<5	<2.5	<50	<5	<5	<5
GMW-1	04/11/13	CHHL	<500	**470**	**2.8**	<2.5	<2.5	<2.5	<5	<2.5	<50	<5	<5	<5
GMW-1	10/10/13	CHHL	<200	**270**	<1	<1	<1	<1	<2	**1.7**	**29**	<2	<2	<2
GMW-1	04/16/14	CHHL	**89**	**77**	<0.50	<0.50	<0.50	<0.50	<0.50	**2.2**	**11**	<1	<1	<1
GMW-1	10/30/14	BT for CH2MHill	**70**	**130**	<0.50	<0.50	<0.50	<0.50	<0.50	**0.94**	<10	<1.0	<1.0	<1.0
GMW-1	04/23/15	BT for CH2MHill	**58**	**60**	<0.50	<0.50	<0.50	<0.50	<0.50	**1.5**	**16**	<1.0	<1.0	<1.0
GMW-1	10/23/15	BT for CH2MHill	**110**	**140 HD**	<0.50	<0.50	<0.50	<0.50	<0.50	**1.9**	**13**	<1.0	<1.0	<1.0
GMW-1	04/14/16	BT for CH2MHill	**55**	**70**	<0.50	<0.50	<0.50	**7.7**	<0.50	**2.9**	**22**	<1.0	<1.0	<1.0
GMW-1	10/06/16	BT for CH2MHill	**57**	**150**	**0.56**	<0.50	<0.50	**2.9**	<0.50	**2.0**	**13**	<1.0	<1.0	<1.0
GMW-1	05/11/20	BT for Jacobs	<50	<50	<0.50	<0.50	<0.50	<0.50	<0.50	**0.52**	<10	<1.0	<1.0	<1.0
GMW-1 (DUP)	05/11/20	BT for Jacobs	<50	<50	<0.50	<0.50	<0.50	<0.50	<0.50	<0.50	<10	<1.0	<1.0	<1.0
GMW-1	05/12/22	BT for Jacobs	<50	<50	<0.50	<0.50	<0.50	<0.50	<0.50	<0.50	<10	<1.0	<1.0	<1.0
GMW-1	11/01/22	BT for Jacobs	<50	<50	<0.50	<0.50	<0.50	<0.50	<0.50	<0.50	<10	<1.0	<1.0	<1.0

APPENDIX D

HISTORICAL ANALYTICAL RESULTS FOR TPH, BTEX COMPOUNDS, 1,2-DCA, AND FUEL OXYGENATES IN GROUNDWATER, NOVEMBER 1996 THROUGH NOVEMBER 2022

Defense Fuel Support Point Norwalk

15306 Norwalk Boulevard, Norwalk, California 90650

Well	Date	Sampled By	TPH-g (µg/L)	TPH-d (µg/L)	Benzene (µg/L)	Toluene (µg/L)	Ethyl-benzene (µg/L)	Xylenes (µg/L)	1,2-DCA (µg/L)	MTBE (µg/L)	TBA (µg/L)	DIPE (µg/L)	ETBE (µg/L)	TAME (µg/L)
GMW-2	11/21/96	Terra Services	-----	-----	**6,500**	**44**	**700**	**960**	<30	**4,800**	-----	-----	-----	-----
GMW-2	07/15/97	Terra Services	**350**	<500	**59**	**1.2**	**41**	**20**	<0.50	<5	-----	-----	-----	-----
GMW-2	01/08/98	Terra Services	<100	<500	**4.1**	**0.79**	**1.1**	**1.1**	**2.7**	**220**	-----	-----	-----	-----
GMW-2	05/27/98	Terra Services	<300	-----	<0.50	**58**	**0.80**	**0.50**	<0.50	**21**	-----	-----	-----	-----
GMW-2	11/17/98	Alton Geoscience	<300	-----	**0.88**	**2.1**	**0.90**	**4.8**	<0.50	**4.4**	-----	-----	-----	-----
GMW-2	05/07/99	Alton Geoscience	<500	<500	**8.2**	<0.50	<0.50	**0.94**	<1	**42**	-----	-----	-----	-----
GMW-2	11/17/99	Secor	<300	-----	**0.70**	<0.50	<0.50	<0.50	<0.50	**66**	-----	-----	-----	-----
GMW-2	05/16/00	Secor	<300	-----	<0.50	<0.50	<0.50	<0.50	**0.60**	<0.50	-----	-----	-----	-----
GMW-2	11/30/00	Secor	<300	-----	<0.50	<0.50	<0.50	<0.50	**1.0**	**140**	-----	-----	-----	-----
GMW-2	05/08/01	Secor	<300	-----	<0.50	<0.50	<0.50	<0.50	**0.60**	**51**	-----	-----	-----	-----
GMW-2	11/06/01	Secor	<300	-----	**7.8**	<0.50	<0.50	**0.70**	**1.2**	**140**	-----	-----	-----	-----
GMW-2	04/09/02	Secor	<300	-----	<0.50	<0.50	<0.50	<0.50	<0.50	**240**	-----	-----	-----	-----
GMW-2	10/23/02	Secor	<300	-----	<0.50	<0.50	<0.50	<0.50	<0.50	**260**	-----	-----	-----	-----
GMW-2	10/07/03	Secor	**91**	-----	<0.50	<0.50	<0.50	<0.50	<0.50	**81**	-----	-----	-----	-----
GMW-2	05/06/05	Secor	<50	-----	<0.50	<0.50	<0.50	<0.50	<0.50	<0.50	-----	-----	-----	-----
GMW-2	05/09/06	Secor	<50	-----	<0.50	<0.50	<0.50	<0.50	<0.50	**4.2**	-----	-----	-----	-----
GMW-2	05/02/07	Secor	**160**	-----	**73**	<0.50	<0.50	**2.3**	<1	**5.8**	-----	-----	-----	**-----**
GMW-2	04/17/08	Secor	<50	-----	<0.50	<0.50	<0.50	<0.50	<0.50	<0.50	-----	-----	-----	**-----**
GMW-2	04/20/09	Blaine Tech for AMEC	<50	-----	<0.50	<0.50	<0.50	<0.50	<0.50	<0.50	<10	<1	<1	<1
GMW-2	05/26/10	Blaine Tech	<50	-----	<0.50	<0.50	<0.50	<0.50	<0.50	<0.50	<10	<1	<1	<1
GMW-3	11/25/96	Terra Services	-----	-----	<5	<5	<0.50	<1.5	<5	<50	-----	-----	-----	-----
GMW-3	07/11/97	Terra Services	<100	<500	<0.50	<0.50	<0.50	<1	<0.50	<5	-----	-----	-----	-----
GMW-3	01/05/98	Terra Services	<100	<500	<0.50	<0.50	<0.50	<1.5	<0.50	<5	-----	-----	-----	-----
GMW-3	05/26/98	Terra Services	-----	-----	<0.50	<0.50	<0.50	**0.90**	<0.50	<0.50	-----	-----	-----	-----
GMW-3	11/11/98	Alton Geoscience	<300	-----	<0.50	<0.50	<0.50	<0.50	<0.50	**1.7**	-----	-----	-----	-----
GMW-3	05/07/99	Alton Geoscience	<500	<500	**1.1**	**4.4**	<0.50	**1.9**	<1	<0.50	-----	-----	-----	-----
GMW-3	11/17/99	Secor	<300	-----	<0.50	<0.50	<0.50	<0.50	<0.50	<0.50	-----	-----	-----	-----
GMW-3	05/17/00	Secor	<300	-----	<0.50	<0.50	<0.50	<0.50	<0.50	<0.50	-----	-----	-----	-----
GMW-3	11/29/00	Secor	<300	-----	<0.50	<0.50	<0.50	<0.50	<0.50	<0.50	-----	-----	-----	-----
GMW-3	05/10/01	Secor	<300	-----	<0.50	<0.50	<0.50	<0.50	<0.50	<0.50	-----	-----	-----	-----
GMW-3	11/06/01	Secor	<300	-----	<0.50	<0.50	<0.50	<0.50	<0.50	<0.50	-----	-----	-----	-----
GMW-3	04/10/02	Secor	<300	-----	<0.50	<0.50	<0.50	<0.50	<0.50	<0.50	-----	-----	-----	-----
GMW-3	10/22/02	Secor	<300	-----	<0.50	<0.50	<0.50	<0.50	<0.50	**1.1**	-----	-----	-----	-----
GMW-3	01/29/03	Secor	<300	-----	<0.50	<0.50	<0.50	<0.50	<0.50	**0.96**	-----	-----	-----	-----
GMW-3	04/08/03	Secor	<50	-----	<0.50	<0.50	<0.50	<0.50	<0.50	<0.50	-----	-----	-----	-----
GMW-3	07/30/03	Secor	<50	-----	<0.50	<0.50	<0.50	<0.50	<0.50	<0.50	-----	-----	-----	-----
GMW-3	10/06/03	Secor	<50	-----	<0.50	<0.50	<0.50	<0.50	<0.50	<0.50	-----	-----	-----	-----
GMW-3	01/27/04	Secor	<50	-----	<0.50	<0.50	<0.50	<0.50	<0.50	<0.50	-----	-----	-----	-----
GMW-3	04/21/04	Secor	<50	-----	<0.50	<0.50	<0.50	<0.50	<0.50	<0.50	-----	-----	-----	-----
GMW-3	07/19/04	Secor	<50	-----	<0.50	<0.50	<0.50	<0.50	<0.50	<0.50	-----	-----	-----	-----
GMW-3	11/02/04	Secor	<50	-----	<0.50	<0.50	<0.50	<0.50	<0.50	<0.50	-----	-----	-----	-----
GMW-3	05/04/05	Secor	<50	-----	<0.50	<0.50	<0.50	<0.50	<0.50	<0.50	-----	-----	-----	-----
GMW-3	11/03/05	Secor	**120**	-----	<0.50	<0.50	<0.50	<0.50	<0.50	<0.50	-----	-----	-----	-----
GMW-3	02/27/06	Secor	<50	-----	<0.50	<0.50	<0.50	<0.50	<0.50	<0.50	-----	-----	-----	-----
GMW-3	05/02/06	Secor	<50	-----	<0.50	<0.50	<0.50	<0.50	<0.50	<0.50	-----	-----	-----	-----
GMW-3	12/05/06	Secor	<50	-----	<0.50	<0.50	<0.50	<0.50	<0.50	<0.50	-----	-----	-----	-----
GMW-3	05/04/07	Secor	<50	-----	<0.50	<0.50	<0.50	<0.50	<0.50	<0.50	-----	-----	-----	-----
GMW-3	11/14/07	Secor	<200	-----	<1	<1	<1	<1	<2	<1	-----	-----	-----	**-----**
GMW-3	04/16/08	BT for Parsons	<100	-----	<0.50	<0.50	<0.50	<0.50	<1	<0.50	-----	-----	-----	-----
GMW-3	04/16/08	Secor	<100	-----	<0.50	<0.50	<0.50	<0.50	<0.50	<0.50	<10	<2	<2	<2

APPENDIX D

HISTORICAL ANALYTICAL RESULTS FOR TPH, BTEX COMPOUNDS, 1,2-DCA, AND FUEL OXYGENATES IN GROUNDWATER, NOVEMBER 1996 THROUGH NOVEMBER 2022

Defense Fuel Support Point Norwalk

15306 Norwalk Boulevard, Norwalk, California 90650

Well	Date	Sampled By	TPH-g (µg/L)	TPH-d (µg/L)	Benzene (µg/L)	Toluene (µg/L)	Ethyl-benzene (µg/L)	Xylenes (µg/L)	1,2-DCA (µg/L)	MTBE (µg/L)	TBA (µg/L)	DIPE (µg/L)	ETBE (µg/L)	TAME (µg/L)
GMW-3	10/14/08	Stantec	<50	-----	<0.50	<0.50	<0.50	<0.50	<0.50	<0.50	-----	-----	-----	**-----**
GMW-3	04/20/09	Blaine Tech for AMEC	<50	-----	**0.63**	<0.50	<0.50	<0.50	<0.50	<0.50	<10	<1	<1	<1
GMW-3	10/21/09	BT for Parsons	<50	-----	<0.50	<0.50	<0.50	<0.50	<0.50	<0.50	<10	<1	<1	<1
GMW-3	05/26/10	Blaine Tech	<50	-----	<0.50	<0.50	<0.50	<0.50	<0.50	<0.50	<10	<1	<1	<1
GMW-3	10/06/10	Blaine Tech	<50	-----	<0.50	<0.50	<0.50	<0.50	<0.50	<0.50	<10	<1	<1	<1
GMW-3	04/12/11	Blaine Tech	<50	-----	<0.50	<0.50	<0.50	<0.50	<0.50	<0.50	<10	<1	<1	<1
GMW-3	10/11/11	CH2M Hill	<50	-----	<0.50	<0.50	<0.50	<0.50	<0.50	<0.50	<10	<1	<1	<1
GMW-3	04/18/12	CH2M Hill	<50	<50	<0.50	<0.50	<0.50	<0.50	<0.50	<0.50	<10	<1	<1	<1
GMW-3	06/14/13	CHHL	<50	<50	<0.50	<0.50	<0.50	<0.50	<0.50	<0.50	<10	<1	<1	<1
GMW-3	04/16/14	CHHL	<50	<50	<0.50	<0.50	<0.50	<0.50	<0.50	**0.52**	<10	<1	<1	<1
GMW-3	10/29/14	BT for CH2MHill	<50	<50	<0.50	<0.50	<0.50	<0.50	<0.50	<0.50	<10	<1.0	<1.0	<1.0
GMW-3	04/21/15	BT for CH2MHill	<50	<50	<0.50	<0.50	<0.50	<0.50	<0.50	<0.50	<10	<1.0	<1.0	<1.0
GMW-3	10/22/15	BT for CH2MHill	<50	<50	<0.50	<0.50	<0.50	<0.50	<0.50	<0.50	<10	<1.0	<1.0	<1.0
GMW-3	11/03/22	BT	<50	<50	<0.50	<0.50	<0.50	<0.50	<0.50	<0.50	<10	<1.0	<1.0	<1.0
GMW-4	07/15/97	Terra Services	**1,300**	**2,100**	**38**	<0.50	**35**	**45**	<0.50	<5	-----	-----	-----	-----
GMW-4	01/08/98	Terra Services	**380**	**530**	**14**	**1.2**	**12**	**19**	**1.6**	<5	-----	-----	-----	-----
GMW-4	05/26/98	Terra Services	**2,300**	-----	**42**	<0.30	**69**	**87**	<2.5	<2.5	-----	-----	-----	-----
GMW-4	11/18/99	Secor	**1,600**	-----	**67**	<0.50	**51**	**24**	<0.50	<0.50	-----	-----	-----	-----
GMW-4	05/19/00	Secor	**2,500**	-----	**48**	**0.50**	**29**	**37**	<0.50	<0.50	-----	-----	-----	-----
GMW-4	04/10/03	Secor	**500**	-----	**8.0**	<0.50	**8.2**	**26**	<0.50	<0.50	-----	-----	-----	-----
GMW-4	05/04/07	Secor	**2,000**	-----	**110**	<1	**27**	**12**	<2	<1	-----	-----	-----	-----
GMW-4	04/16/08	BT for Parsons	**16,000**	-----	**270**	<2.5	**110**	**157**	<2.5	<2.5	<50	<10	<10	<10
GMW-4	04/17/08	Secor	**4,400**	-----	**290**	<5	**89**	**102**	<10	<5	-----	-----	-----	**-----**
GMW-4	11/21/08	Stantec	**4,900**	-----	**260**	<2.5	**45**	**28**	<5	<2.5	-----	-----	-----	**-----**
GMW-4	04/23/09	Blaine Tech for AMEC	**2,500**	-----	**120**	<0.50	**12**	**8.6**	<1	**3.9**	<10	<1	<1	<1
GMW-4	05/27/10	Blaine Tech	**2,200**	-----	**170**	**1.1**	**6.3**	**10**	<2	<1	<20	<2	<2	<2
GMW-4	10/05/10	Blaine Tech	**1,300**	-----	**8.2**	<1	**2.8**	**2.2**	<2	**3.2**	**22**	<2	<2	<2
GMW-4	04/14/11	Blaine Tech	**2,800**	-----	**130**	<1	**2.0**	**3.4**	<2	<1	<20	<2	<2	<2
GMW-4	10/12/11	CH2M Hill	**1,200**	-----	**62**	<1	**1.4**	<1	<2	**3.8**	<20	<2	<2	<2
GMW-4	04/20/12	CH2M Hill	**4,600**	**25,000**	**170**	<10	<10	<10	<20	<10	<200	<20	<20	<20
GMW-4	10/19/12	CHHL	**1,300**	**8,100**	**36**	<2.5	<2.5	<2.5	<5	<2.5	<50	<5	<5	<5
GMW-4	04/12/13	CHHL	**2,100**	**8,000**	**56**	<4	<4	<4	<8	<4	<80	<8	<8	<8
GMW-4	10/11/13	CHHL	**1,800**	**2,400**	**24**	<0.50	**1.1**	**1.7**	<1	**2.2**	<10	<1	<1	<1
GMW-4R	04/18/17	BT for CH2MHill	**84**	**70**	**6.1**	<0.50	**2.2**	**1.2**	<0.50	**0.74**	<10	<1.0	<1.0	<1.0
GMW-4R	10/05/17	BT for CH2MHill	<50	**70**	**1.3**	<0.50	<0.50	<0.50	<0.50	**0.56**	<10	<1.0	<1.0	<1.0
DUP-3 (GMW-4R)	10/05/17	BT for CH2MHill	**51**	**85**	**1.3**	<0.50	<0.50	<0.50	<0.50	**0.66**	<10	<1.0	<1.0	<1.0
GMW-4R	04/19/18	BT for Jacobs	**100**	**50**	**1.1**	<0.50	**1.2**	**0.55**	<0.50	**0.68**	<10	<1	<1	<1
GMW-4R	11/08/18	BT for Jacobs	<50	<50	<0.50	<0.50	<0.50	<0.50	<0.50	<0.50	<10	<1.0	<1.0	<1.0
GMW-4R	04/18/19	BT for Jacobs	<50	<50	<0.50	<0.50	**1.6**	**0.56**	<0.50	<0.50	<10	<1	<1	<1
GMW-4R	10/30/19	BT for Jacobs	<50	<50	<0.50	<0.50	<0.50	<0.50	<0.50	<0.50	<10	<1.0	<1.0	<1.0
GMW-4R	05/08/20	BT for Jacobs	<50	<50	<0.50	<0.50	<0.50	<0.50	<0.50	<0.50	<10	<1.0	<1.0	<1.0
GMW-4R	11/05/20	BT for Jacobs	<50	**58**	<0.50	<0.50	<0.50	<0.50	<0.50	<0.50	<10	<1.0	<1.0	<1.0
GMW-4R	05/05/21	BT for Jacobs	<50	<50	<0.50	<0.50	<0.50	<0.50	<0.50	<0.50	<10	<1.0	<1.0	<1.0
GMW-4R	11/02/21	BT for Jacobs	**120**	**290**	<0.50	<0.50	<0.50	<0.50	<0.50	**1.0**	<10	<1.0	<1.0	<1.0
GMW-4R	05/12/22	BT for Jacobs	<50	**190**	<0.50	<0.50	<0.50	<0.50	<0.50	**0.92**	<10	<1.0	<1.0	<1.0
GMW-4R	11/01/22	BT for Jacobs	<50	**160**	<0.50	<0.50	<0.50	<0.50	<0.50	<0.50	<10	<1.0	<1.0	<1.0
GMW-5	11/27/96	GSI	<50	<500	<0.50	<0.50	<0.50	<1	-----	-----	-----	-----	-----	-----
GMW-5	07/11/97	GTI	<50	<50	<0.50	<1	<1	<2	-----	-----	-----	-----	-----	-----
GMW-5	01/06/98	GTI	<500	<100	<0.30	<0.30	<0.30	<0.60	-----	-----	-----	-----	-----	-----
GMW-5	05/18/98	BBC	-----	-----	<0.30	<0.30	<0.30	<0.60	-----	-----	-----	-----	-----	-----

APPENDIX D

HISTORICAL ANALYTICAL RESULTS FOR TPH, BTEX COMPOUNDS, 1,2-DCA, AND FUEL OXYGENATES IN GROUNDWATER, NOVEMBER 1996 THROUGH NOVEMBER 2022

Defense Fuel Support Point Norwalk

15306 Norwalk Boulevard, Norwalk, California 90650

Well	Date	Sampled By	TPH-g (µg/L)	TPH-d (µg/L)	Benzene (µg/L)	Toluene (µg/L)	Ethyl-benzene (µg/L)	Xylenes (µg/L)	1,2-DCA (µg/L)	MTBE (µg/L)	TBA (µg/L)	DIPE (µg/L)	ETBE (µg/L)	TAME (µg/L)
GMW-5	11/04/98	GTI	<300	-----	<0.30	<0.30	<0.30	<0.60	-----	-----	-----	-----	-----	-----
GMW-5	05/27/99	GTI	<300	-----	<0.30	<0.30	<0.30	<0.60	-----	-----	-----	-----	-----	-----
GMW-5	11/18/99	IT Corporation	<300	-----	<0.30	<0.30	<0.30	<0.60	-----	-----	-----	-----	-----	-----
GMW-5	05/16/00	IT Corporation	<300	-----	<0.30	<0.30	<0.30	<0.60	-----	-----	-----	-----	-----	-----
GMW-5	11/29/00	IT Corporation	<300	-----	<0.30	<0.30	<0.30	<0.60	-----	<5	-----	-----	-----	-----
GMW-5	05/09/01	IT Corporation	<300	-----	<0.30	<0.30	<0.30	<0.60	-----	<5	-----	-----	-----	-----
GMW-5	11/07/01	IT Corporation	<300	-----	<0.30	<0.30	<0.30	<0.60	-----	<5	-----	-----	-----	-----
GMW-5	04/10/02	IT Corporation	<300	-----	<0.30	<0.30	<0.30	<0.60	-----	<5	-----	-----	-----	-----
GMW-5	10/08/13	Parsons	<100	**120 HD**	<0.50	<0.50	<0.50	<0.50	<0.50	<0.50	<10	<2	<2	<2
GMW-5	04/15/14	Parsons	<100	<95	<0.50	<0.50	<0.50	<0.50	<0.50	<0.50	<10	<2	<2	<2
GMW-5	10/27/14	SGI	<100	<100	<0.50	<0.50	<0.50	<1.5	<0.50	<2.0	<10	<2.0	<2.0	<2.0
GMW-5	04/21/15	SGI	<100	<100	<0.50	<0.50	<0.50	<1.5	<0.50	<2.0	<10	<2.0	<2.0	<2.0
GMW-6	11/27/96	GSI	**5,300**	<500	**330**	<12	**320**	**300**	-----	-----	-----	-----	-----	-----
GMW-6	07/09/97	GTI	<50	<50	**2.7**	<1	**1.4**	<2	<5	-----	-----	-----	-----	-----
GMW-6	01/07/98	GTI	<500	<100	<0.30	<0.30	<0.30	<0.60	-----	-----	-----	-----	-----	-----
GMW-6	05/21/98	BBC	<300	-----	<0.50	<0.50	<0.50	<1	<0.50	<0.50	-----	-----	-----	-----
GMW-6	11/05/98	GTI	<300	-----	<0.30	<0.30	<0.30	<0.60	-----	-----	-----	-----	-----	-----
GMW-6	05/27/99	GTI	<300	-----	<0.30	<0.30	<0.30	<0.60	-----	-----	-----	-----	-----	-----
GMW-6	11/18/99	IT Corporation	<300	-----	<0.30	<0.30	<0.30	<0.60	-----	-----	-----	-----	-----	-----
GMW-6	05/16/00	IT Corporation	<300	-----	<0.30	<0.30	<0.30	<0.60	-----	-----	-----	-----	-----	-----
GMW-6	11/29/00	IT Corporation	<300	-----	<0.30	<0.30	<0.30	<0.60	-----	<5	-----	-----	-----	-----
GMW-6	05/09/01	IT Corporation	<300	-----	<0.30	<0.30	<0.30	<0.60	-----	<5	-----	-----	-----	-----
GMW-6	11/07/01	IT Corporation	<300	-----	<0.30	<0.30	<0.30	<0.60	-----	<5	-----	-----	-----	-----
GMW-6	04/10/02	IT Corporation	<300	-----	<0.30	<0.30	<0.30	<0.60	-----	<5	-----	-----	-----	-----
GMW-6	10/23/02	GTI	<300	-----	<0.30	<0.30	<0.30	<0.30	-----	<5	-----	-----	-----	-----
GMW-6	04/10/03	GTI	-----	-----	<1	<1	<1	<2	-----	<3	-----	-----	-----	-----
GMW-6	10/08/03	BT for Parsons	-----	-----	<0.30	<0.30	<0.30	<0.30	-----	<5	-----	-----	-----	-----
GMW-6	04/22/04	BT for Parsons	-----	-----	**0.41**	<0.30	<0.30	<0.30	-----	<5	-----	-----	-----	-----
GMW-6	11/06/04	BT for Parsons	-----	-----	<0.30	<0.30	<0.30	<0.30	-----	<5	-----	-----	-----	-----
GMW-6	05/06/05	BT for Parsons	-----	-----	<0.30	**0.46**	<0.30	<0.30	-----	<5	-----	-----	-----	-----
GMW-6	11/08/05	BT for Parsons	-----	-----	<0.30	<0.30	<0.30	<0.30	-----	<5	-----	-----	-----	-----
GMW-6	05/03/06	BT for Parsons	-----	-----	<0.30	<0.30	<0.30	<0.30	-----	<5	-----	-----	-----	-----
GMW-6	12/08/06	BT for Parsons	-----	-----	<0.50	<0.50	<0.50	**1.3**	-----	<5	-----	-----	-----	-----
GMW-6	05/02/07	BT for Parsons	-----	-----	**0.58**	**0.54**	<0.50	<1	-----	<5	-----	-----	-----	-----
GMW-6	08/31/07	BT for Parsons	**3,400**	-----	**400**	**96**	**45**	**188**	<0.50	<0.50	<10	<2	<2	<2
GMW-6	11/14/07	BT for Parsons	-----	-----	<0.50	<0.50	<0.50	<1	-----	<5	-----	-----	-----	-----
GMW-6	11/15/07	BT for Parsons	-----	-----	<0.50	<0.50	<0.50	<0.50	<0.50	<0.50	<10	<2	<2	<2
GMW-6	04/16/08	BT for Parsons	-----	-----	<0.50	<0.50	<0.50	<1	-----	<5	-----	-----	-----	-----
GMW-6	10/15/08	BT for Parsons	-----	-----	<0.50	<0.50	<0.50	<0.50	<0.50	**1.1**	<10	<2	<2	<2
GMW-6	04/21/09	BT for Parsons	-----	-----	<0.50	<0.50	<0.50	<0.50	-----	**43**	-----	-----	-----	-----
GMW-6	07/21/09	Blaine Tech for AMEC	<100	-----	<0.50	<0.50	<0.50	<0.50	<0.50	<0.50	<10	<2	<2	<2
GMW-6	10/20/09	Blaine Tech for DESC	-----	-----	**1.5**	<0.50	<0.50	<0.50	<0.50	**350**	<10	<2	<2	**0.51 J**
GMW-6	04/12/10	Blaine Tech for DESC	-----	-----	<0.50	<0.50	<0.50	<0.50	-----	**7.2**	<10	<2	<2	<2
GMW-6	10/05/10	BT for Parsons	-----	-----	**0.35 J**	-----	-----	-----	<0.50	**130**	**210**	-----	-----	-----
GMW-6	02/24/11	Blaine Tech	<50	-----	**0.53**	<0.50	<0.50	<0.50	<0.50	**9.6**	**120**	<1	<1	<1
GMW-6	04/13/11	BT for Parsons	<100	-----	<0.50	<0.50	<0.50	<0.50	<0.50	<0.50	<10	<2	<2	<2
GMW-6	10/10/11	Parsons	-----	-----	<0.50	<0.50	<0.50	<0.50	<0.50	**1.8**	**220**	<2	<2	<2
GMW-6	04/19/12	Parsons	-----	-----	<0.50	<0.50	<0.50	<0.50	<0.50	**0.34 J**	<10	<2	<2	<2
GMW-6	10/15/12	Parsons	-----	-----	<0.50	<0.50	**0.17 J**	<0.50	<0.50	<0.50	<10	<2	<2	<2
GMW-6	04/10/13	Parsons	-----	**110 b**	<0.50	<0.50	<0.50	<0.50	<0.50	**0.44 J**	<10	<2	<2	<2
GMW-6	10/08/13	Parsons	<100	**250 HD**	<0.50	<0.50	<0.50	<0.50	<0.50	**1.2**	**57**	<2	<2	<2

APPENDIX D

HISTORICAL ANALYTICAL RESULTS FOR TPH, BTEX COMPOUNDS, 1,2-DCA, AND FUEL OXYGENATES IN GROUNDWATER, NOVEMBER 1996 THROUGH NOVEMBER 2022

Defense Fuel Support Point Norwalk

15306 Norwalk Boulevard, Norwalk, California 90650

Well	Date	Sampled By	TPH-g (µg/L)	TPH-d (µg/L)	Benzene (µg/L)	Toluene (µg/L)	Ethyl-benzene (µg/L)	Xylenes (µg/L)	1,2-DCA (µg/L)	MTBE (µg/L)	TBA (µg/L)	DIPE (µg/L)	ETBE (µg/L)	TAME (µg/L)
GMW-6	04/15/14	Parsons	<100	<95	<0.50	<0.50	<0.50	<0.50	<0.50	<0.50	<10	<2	<2	<2
GMW-6	10/27/14	SGI	<100	**140**	<0.50	<0.50	<0.50	<1.5	<0.50	<2.0	<10	<2.0	<2.0	<2.0
GMW-6	04/28/15	SGI	<100	<100	**1.2**	<0.50	<0.50	<1.5	<0.50	<2.0	<10	<2.0	<2.0	<2.0
GMW-6	04/28/15	SGI	<100	<100	**0.89**	<0.50	<0.50	<1.5	<0.50	<2.0	<10	<2.0	<2.0	<2.0
GMW-6	10/22/15	SGI	<100	<100	<0.50	<0.50	<0.50	<1.5	<0.50	<2.0	<10	<2.0	<2.0	<2.0
GMW-6	04/12/16	SGI	<100	<100	**0.89**	<0.50	**2.3**	**7.6**	<0.50	<1.0	<10	<2.0	<2.0	<2.0
DUP-2 (GMW 6)	04/12/16	SGI	<100	<100	**0.92**	<0.50	**2.2**	**7.2**	<0.50	<1.0	<10	<2.0	<2.0	<2.0
GMW-6	10/07/16	SGI	<100	<100	<0.50	<0.50	<0.50	<1.5	<0.50	<1.0	<10	<2.0	<2.0	<2.0
GMW-6	04/18/17	SGI	<100	<100	<0.50	<0.50	<0.50	<1.5	<0.50	<1.0	<10	<2.0	<2.0	<2.0
GMW-6	10/03/17	SGI	<100	**270**	<0.50	<0.50	<0.50	<1.5	<0.50	<1.0	<10	<2.0	<2.0	<2.0
DUP-2 (GMW-6)	10/03/17	SGI	<100	**250**	<0.50	<0.50	<0.50	<1.5	<0.50	<1.0	<10	<2.0	<2.0	<2.0
GMW-6	04/17/18	SGI	<100	**190**	<0.50	<0.50	<0.50	<1.5	<0.50	<1.0	<10	<2.0	<2.0	<2.0
GMW-6	11/09/18	SGI	<100	<100	<0.50	<0.50	<0.50	<1.5	<0.50	<1.0	<10	<2.0	<2.0	<2.0
GMW-6	04/16/19	SGI	<100	<100	<0.50	<0.50	<0.50	<1.5	<0.50	<1.0	<10	<2.0	<2.0	<2.0
GMW-6	10/29/19	SGI	<100	<100	<0.50	<0.50	<0.50	<1.5	<0.50	<1.2	<10	<2.0	<2.0	<2.0
GMW-6	05/05/20	SGI	<100	<100	<0.50	<0.50	<0.50	<1.5	<0.50	<1.2	<10	<2.0	<2.0	<2.0
GMW-6	10/21/20	SGI	<100	<100	<0.50	<0.50	<0.50	<1.5	<0.50	<1.2	<10	<2.0	<2.0	<2.0
GMW-6	05/05/21	SGI/Apex	<100	<100	<0.50	<0.50	<0.50	<1.5	<0.50	<1.2	<10	<2.0	<2.0	<2.0
GMW-6	11/03/21	SGI/Apex	<100	**110**	<0.50	<0.50	<0.50	<1.5	<0.50	<1.2	<10	<2.0	<2.0	<2.0
GMW-6	05/11/22	SGI/Apex	<100	<100	<0.50	<0.50	<0.50	<1.0	<0.50	<1.2	<10	<2.0	<2.0	<2.0
GMW-6	11/03/22	SGI/Apex	<100	<100	<0.50	<0.50	<0.50	<1.5	<0.50	<1.2	<10	<2.0	<2.0	<2.0
GMW-7	05/21/98	BBC	-----	-----	<0.50	<0.50	<0.50	<1	<0.50	<0.50	-----	-----	-----	-----
GMW-7	12/01/00	IT Corporation	**520,000**	-----	**4,800**	**970**	**620**	**12,000**	-----	<2500	-----	-----	-----	**-----**
GMW-7	04/30/15	SGI	**610**	**28,000**	**8.1**	<0.50	<0.50	<1.5	<0.50	<2.0	**15**	<2.0	<2.0	<2.0
GMW-7	10/11/16	SGI	**560**	**2,000**	**7.5**	<0.50	<0.50	<1.5	<0.50	**1.4**	**47**	<2.0	<2.0	<2.0
GMW-7	10/10/17	SGI	**240**	**1,400**	**2.2**	<0.50	<0.50	<1.5	<0.50	<1.0	<10	<2.0	<2.0	<2.0
GMW-7	04/20/18	SGI	**150**	**4,800 J**	**1.6**	<0.50	<0.50	<1.5	<0.50	<1.0	<10	<2.0	<2.0	<2.0
GMW-7	11/12/18	SGI	**410**	**5,600**	<0.50	<0.50	<0.50	<1.5	<0.50	<1.0	<10	<2.0	<2.0	<2.0
GMW-7	04/22/19	SGI	**150**	**3,900**	<0.50	<0.50	<0.50	<1.5	<0.50	<1.0	**31**	<2.0	<2.0	<2.0
GMW-7	11/06/19	SGI	**230**	**5,000**	**5.1**	<1.0	<1.0	<3.0	<1.0	<2.4	**27**	<4.0	<4.0	<4.0
GMW-7	05/11/20	SGI	**360**	**5,100**	**9.1**	<0.50	**0.51**	<1.5	<0.50	**1.3**	<10	<2.0	<2.0	<2.0
GMW-7	10/26/20	SGI	**530**	**2,300**	**150**	**0.54**	**1.3**	<1.5	<0.50	**1.8**	**17**	<2.0	<2.0	<2.0
DUP-6 (GMW-7)	10/26/20	SGI	**450**	**2,300**	**110**	**0.53**	**1.4**	<1.5	<0.50	**1.8**	**31**	<2.0	<2.0	<2.0
GMW-7	05/12/21	SGI/Apex	**710**	**4,700**	**100**	<1.0	**2.5**	<3.0	<1.0	<2.4	<20	<4.0	<4.0	<4.0
GMW-7	11/08/21	SGI/Apex	**520**	**5,900**	**34**	<0.50	**1.9**	<1.5	<0.50	**4.0**	**54**	<2.0	<2.0	<2.0
GMW-7	05/19/22	SGI/Apex	**670**	**11,000**	**66**	**0.50**	**1.2**	<1.0	<0.50	**1.3**	<10	<2.0	<2.0	<2.0
GMW-7	11/10/22	SGI/Apex	**790**	**10,000**	**59**	**0.70**	**1.1**	**0.50**	<0.50	<1.2	**20**	<2.0	<2.0	<2.0
GMW-8	11/21/96	Terra Services	-----	-----	<0.50	<0.50	<0.50	<1.5	**12**	<5	-----	-----	-----	-----
GMW-8	07/11/97	Terra Services	<100	<500	<0.50	<0.50	<0.50	<1	**1.7**	<5	-----	-----	-----	-----
GMW-8	01/02/98	Terra Services	<100	<500	<0.50	<0.50	<0.50	<1.5	**5.0**	<5	-----	-----	-----	-----
GMW-8	05/26/98	Terra Services	-----	-----	<0.30	<0.30	<0.50	<1	<0.50	<0.50	-----	-----	-----	-----
GMW-8	11/06/98	Alton Geoscience	<300	-----	<0.50	<0.50	<0.50	<0.50	**8.6**	**0.90**	-----	-----	-----	-----
GMW-8	05/05/99	Alton Geoscience	<500	<500	**2.0**	**7.2**	**0.57**	**3.0**	<1	<0.50	-----	-----	-----	-----
GMW-8	05/07/99	Alton Geoscience	<500	<500	<0.50	**1.7**	<0.50	**0.51**	**4.4**	<0.50	-----	-----	-----	-----
GMW-8	11/16/99	Secor	<300	-----	<0.50	<0.50	<0.50	<0.50	**4.6**	<0.50	-----	-----	-----	-----
GMW-8	05/19/00	Secor	<300	-----	<0.50	<0.50	<0.50	<0.50	**15**	<0.50	-----	-----	-----	-----
GMW-8	11/29/00	Secor	<300	-----	**1.0**	**0.90**	<0.50	**1.5**	**10**	**2.9**	-----	-----	-----	-----
GMW-8	05/09/01	Secor	<300	-----	<0.50	<0.50	<0.50	<0.50	<0.50	<0.50	-----	-----	-----	-----
GMW-8	11/07/01	IT Corporation	<300	-----	<0.50	<0.50	<0.50	<0.50	<0.50	<0.50	-----	-----	-----	-----
GMW-8	04/11/02	Secor	<300	-----	<0.50	<0.50	<0.50	<0.50	**2.5**	**2.4**	-----	-----	-----	-----

APPENDIX D

HISTORICAL ANALYTICAL RESULTS FOR TPH, BTEX COMPOUNDS, 1,2-DCA, AND FUEL OXYGENATES IN GROUNDWATER, NOVEMBER 1996 THROUGH NOVEMBER 2022

Defense Fuel Support Point Norwalk

15306 Norwalk Boulevard, Norwalk, California 90650

Well	Date	Sampled By	TPH-g (µg/L)	TPH-d (µg/L)	Benzene (µg/L)	Toluene (µg/L)	Ethyl-benzene (µg/L)	Xylenes (µg/L)	1,2-DCA (µg/L)	MTBE (µg/L)	TBA (µg/L)	DIPE (µg/L)	ETBE (µg/L)	TAME (µg/L)
GMW-8	10/24/02	Secor	<300	-----	<0.50	<0.50	<0.50	<0.50	<0.50	<0.50	-----	-----	-----	-----
GMW-8	04/10/03	Secor	<50	-----	<0.50	<0.50	<0.50	<0.50	<0.50	**0.62**	-----	-----	-----	-----
GMW-8	10/08/03	Secor	<50	-----	<0.50	<0.50	<0.50	<0.50	**0.52**	<0.50	-----	-----	-----	-----
GMW-8	04/21/04	Secor	<50	-----	<0.50	<0.50	<0.50	<0.50	<0.50	<0.50	-----	-----	-----	-----
GMW-8	11/05/04	Secor	<50	-----	<0.50	<0.50	<0.50	<0.50	<0.50	<0.50	-----	-----	-----	-----
GMW-8	05/05/05	Secor	<50	-----	<0.50	<0.50	<0.50	<0.50	<0.50	<0.50	-----	-----	-----	-----
GMW-8	11/03/05	Secor	<50	-----	<0.50	<0.50	<0.50	<0.50	<0.50	<0.50	-----	-----	-----	-----
GMW-8	05/03/06	Secor	<50	-----	<0.50	<0.50	<0.50	<0.50	<0.50	**0.78**	-----	-----	-----	-----
GMW-8	12/07/06	Secor	<50	-----	<0.50	<0.50	<0.50	<0.50	<0.50	**7.6**	-----	-----	-----	-----
GMW-8	05/05/07	Secor	<50	-----	<0.50	<0.50	<0.50	<0.50	<0.50	**6.5**	-----	-----	-----	-----
GMW-8	11/14/07	Secor	<50	-----	<0.50	<0.50	<0.50	<0.50	<0.50	<0.50	-----	-----	-----	-----
GMW-8	04/17/08	Secor	<50	-----	<0.50	<0.50	<0.50	<0.50	<0.50	<0.50	-----	-----	-----	**-----**
GMW-8	10/21/08	Stantec	<50	-----	<0.50	<0.50	<0.50	<0.50	<0.50	<0.50	-----	-----	-----	**-----**
GMW-8	04/22/09	Blaine Tech for AMEC	<50	-----	<0.50	<0.50	<0.50	<0.50	<0.50	<0.50	<10	<1	<1	<1
GMW-8	10/19/09	BT for Parsons	<50	-----	<0.50	<0.50	<0.50	<0.50	<0.50	**1.5**	<10	<1	<1	<1
GMW-8	05/26/10	Blaine Tech	<50	-----	<0.50	<0.50	<0.50	<0.50	<0.50	<0.50	<10	<1	<1	<1
GMW-8	10/06/10	Blaine Tech	<50	-----	<0.50	<0.50	<0.50	<0.50	<0.50	<0.50	<10	<1	<1	<1
GMW-8	06/14/13	CHHL	<50	<50	<0.50	<0.50	<0.50	<0.50	**1.4**	**0.59**	<10	<1	<1	<1
GMW-8	04/15/14	CHHL	<100	**93**	<0.50	<0.50	<0.50	<0.50	**3.5**	**0.80**	<10	<1	<1	<1
GMW-8	10/29/14	BT for CH2MHill	<100	**65 HD**	<0.50	<0.50	<0.50	<0.50	**3.3**	**1.1**	<10	<1.0	<1.0	<1.0
GMW-8	04/22/15	BT for CH2MHill	<50	**60**	<0.50	<0.50	<0.50	<0.50	**3.3**	**1.7**	<10	<1.0	<1.0	<1.0
GMW-8	10/22/15	BT for CH2MHill	<100	**110 HD**	<0.50	<0.50	<0.50	<0.50	**4.6**	**1.5**	<10	<1.0	<1.0	<1.0
GMW-8	04/15/16	BT for CH2MHill	<50	**230**	<0.50	<0.50	<0.50	<0.50	**4.3**	**1.4**	<10	<1.0	<1.0	<1.0
GMW-8	10/05/16	BT for CH2MHill	<50	<50	<0.50	<0.50	<0.50	<0.50	**1.9**	**0.55**	<10	<1.0	<1.0	<1.0
GMW-8	04/18/17	BT for CH2MHill	<50	**170**	<0.50	<0.50	<0.50	<0.50	<0.50	<0.50	<10	<1.0	<1.0	<1.0
GMW-8	10/05/17	BT for CH2MHill	<50	**270**	<0.50	<0.50	<0.50	<0.50	<0.50	<0.50	<10	<1.0	<1.0	<1.0
GMW-8	04/19/18	BT for Jacobs	<50	**180**	<0.50	<0.50	<0.50	<0.50	<0.50	<0.50	<10	<1	<1	<1
GMW-8	11/08/18	BT for Jacobs	<50	**160**	<0.50	<0.50	<0.50	<0.50	<0.50	<0.50	<10	<1.0	<1.0	<1.0
GMW-8	04/19/19	BT for Jacobs	<50	**140**	<0.50	<0.50	<0.50	<0.50	<0.50	<0.50	<10	<1	<1	<1
GMW-8	10/29/19	BT for Jacobs	<50	**120**	<0.50	<0.50	<0.50	<0.50	<0.50	<0.50	<10	<1.0	<1.0	<1.0
GMW-8	05/12/20	BT for Jacobs	<50	**110**	<0.50	<0.50	<0.50	<0.50	<0.50	<0.50	<10	<1.0	<1.0	<1.0
GMW-8	06/10/20	BT for Jacobs	<50	**160**	<0.50	<0.50	<0.50	<0.50	<0.50	<0.50	<10	<1.0	<1.0	<1.0
GMW-8	11/05/20	BT for Jacobs	<50	**100**	<0.50	<0.50	<0.50	<0.50	<0.50	<0.50	<10	<1.0	<1.0	<1.0
GMW-8	05/06/21	BT for Jacobs	<50	**160**	<0.50	<0.50	<0.50	<0.50	<0.50	<0.50	<10	<1.0	<1.0	<1.0
GMW-8	11/02/21	BT for Jacobs	<50	**110**	<0.50	<0.50	<0.50	<0.50	<0.50	<0.50	<10	<1.0	<1.0	<1.0
GMW-8	05/11/22	BT for Jacobs	<50	**120**	<0.50	<0.50	<0.50	<0.50	<0.50	<0.50	<10	<1.0	<1.0	<1.0
GMW-8	11/01/22	BT for Jacobs	<50	**110**	<0.50	<0.50	<0.50	<0.50	<0.50	<0.50	<10	<1.0	<1.0	<1.0
GMW-9	10/07/10	Blaine Tech	**6,800**	-----	**890**	**62**	**120**	**650**	<10	**56**	**1,600**	**44**	<10	<10
GMW-9	04/13/11	Blaine Tech	**54,000**	-----	**20,000**	**290**	**970**	**3,800**	<200	**3,600**	<2,000	<200	<200	<200
GMW-9	10/13/11	CH2M Hill	**61,000**	-----	**18,000**	**6,500**	**760**	**3,400**	<200	**2,100**	<2,000	<200	<200	<200
GMW-9	10/06/16	BT for CH2MHill	**67**	**140**	**4.6**	<0.50	<0.50	<0.50	**0.64**	**0.84**	**110**	**13**	<1.0	<1.0
GMW-9	04/21/17	BT for CH2MHill	**750**	**760**	**9.2**	**0.98**	**0.71**	**20**	<1	**1.9**	**18**	**5.5**	<1.0	<1.0
GMW-9	10/05/17	BT for CH2MHill	<50	**100**	<0.50	<0.50	<0.50	<0.50	**0.56**	**0.62**	**83**	**4.7**	<1.0	<1.0
GMW-9	05/15/18	BT for Jacobs	<50	**290**	<0.50	<0.50	<0.50	<0.50	<0.50	<0.50	**34**	**4.4**	<1	<1
GMW-9	11/08/18	BT for Jacobs	<50	**53**	<0.50	<0.50	<0.50	<0.50	<0.50	**0.52**	**40**	**3.1**	<1.0	<1.0
GMW-9	04/23/19	BT for Jacobs	**290**	**59**	<0.50	<0.50	<0.50	**2.1**	<0.50	**0.72**	**4,900**	<1	<1	<1
DUPE (GMW-9)	04/23/19	BT for Jacobs	**300**	**60**	<0.50	<0.50	<0.50	**2.2**	<0.50	**0.76**	**5,500**	<1	<1	<1
GMW-9	11/01/19	BT for Jacobs	<50	**340**	<0.50	<0.50	<0.50	<0.50	<0.50	**0.67**	<10	<1.0	<1.0	<1.0
GMW-9	05/11/20	BT for Jacobs	<50	**160**	<0.50	<0.50	<0.50	<0.50	<0.50	**0.55**	<10	<1.0	<1.0	<1.0
GMW-9	11/06/20	BT for Jacobs	<50	<50	<0.50	<0.50	<0.50	<0.50	<0.50	<0.50	<10	<1.0	<1.0	<1.0
GMW-9	05/06/21	BT for Jacobs	<50	**83**	<0.50	<0.50	<0.50	<0.50	<0.50	<0.50	<10	<1.0	<1.0	<1.0

APPENDIX D

HISTORICAL ANALYTICAL RESULTS FOR TPH, BTEX COMPOUNDS, 1,2-DCA, AND FUEL OXYGENATES IN GROUNDWATER, NOVEMBER 1996 THROUGH NOVEMBER 2022

Defense Fuel Support Point Norwalk

15306 Norwalk Boulevard, Norwalk, California 90650

Well	Date	Sampled By	TPH-g (µg/L)	TPH-d (µg/L)	Benzene (µg/L)	Toluene (µg/L)	Ethyl-benzene (µg/L)	Xylenes (µg/L)	1,2-DCA (µg/L)	MTBE (µg/L)	TBA (µg/L)	DIPE (µg/L)	ETBE (µg/L)	TAME (µg/L)
GMW-9	11/03/21	BT for Jacobs	<50	**73**	<0.50	<0.50	<0.50	<0.50	<0.50	<0.50	<11	<1.0	<1.0	<1.0
GMW-9	05/20/22	BT for Jacobs	<50	<50	<0.50	<0.50	<0.50	<0.50	<0.50	<0.50	<10	<1.0	<1.0	<1.0
GMW-9	11/03/22	BT for Jacobs	<50	<50	<0.50	<0.50	<0.50	<0.50	<0.50	<0.50	<10	<1.0	<1.0	<1.0
GMW-10	10/08/10	Blaine Tech	**4,800**	-----	**360**	<2.5	**87**	**14**	<5	<2.5	**120**	<5	<5	<5
GMW-10	04/14/11	Blaine Tech	**5,700**	-----	**370**	**2.0**	**93**	**7.9**	<3	<1.5	**100**	<3	<3	<3
GMW-10	10/14/11	CH2M Hill	**3,700**	-----	**580**	**3.3**	**75**	**7.8**	<5	<2.5	**590**	<5	<5	<5
GMW-10	04/27/12	CH2M Hill	**3,000**	**3,100**	**360**	<2	**15**	**3.2**	<4	<2	**79**	<4	<4	<4
GMW-10	10/19/12	CHHL	**10,000**	**7,500**	**1,300**	**380**	**270**	**1,400**	<10	<5	<100	<10	<10	<10
GMW-10	04/12/13	CHHL	**14,000**	**100,000**	**210**	**65**	**48**	**310**	<20	<10	<200	<20	<20	<20
GMW-10	10/11/13	CHHL	**13,000**	**9,500**	**1,100**	**800**	**350**	**1,900**	<20	<10	<200	<20	<20	<20
GMW-10	10/28/15	BT for CH2MHill	**27,000**	**41,000 HD**	**1,100**	**2,400**	**730**	**3,800**	<20	<10	<200	<20	<20	<20
GMW-10	05/06/21	BT for Jacobs	<500	**19,000**	<2.5	<2.5	<2.5	<2.5	<5.0	<2.5	<50	<5.0	<5.0	<5.0
DUP-7 (GMW-10)	05/06/21	BT for Jacobs	<500	**19,000**	<2.5	<2.5	<2.5	<2.5	<5.0	<2.5	<50	<5.0	<5.0	<5.0
GMW-10	11/03/21	BT for Jacobs	**200**	**4,500**	<0.50	<0.50	<0.50	<0.50	<0.50	**0.58**	**13**	<1.0	<1.0	<1.0
DUP-5 (GMW-10)	11/03/21	BT for Jacobs	**250**	**4,300**	<0.50	<0.50	<0.50	<0.50	<0.50	**0.56**	**13**	<1.0	<1.0	<1.0
GMW-10	05/13/22	BT for Jacobs	<200	**2,400**	<1.0	<1.0	<1.0	<1.0	<2.0	<1.0	<20	<2.0	<2.0	<2.0
DUP-7 (GMW-10)	05/13/22	BT for Jacobs	<200	**2,700**	<1.0	<1.0	<1.0	<1.0	<2.0	<1.0	<20	<2.0	<2.0	<2.0
GMW-10	11/04/22	BT for Jacobs	**250**	**2,400**	**8.7**	**1.2**	**6.4**	**22**	<2.0	**1.1**	<20	<2.0	<2.0	<2.0
DUP-6 (GMW-10)	11/04/22	BT for Jacobs	**290**	**2,400**	**9.9**	**1.3**	**7.1**	**24**	<2.0	**1.2**	<20	<2.0	<2.0	<2.0
GMW-11	11/21/96	Terra Services	-----	-----	<0.50	<0.50	<0.50	<1.5	<0.50	<5	-----	-----	-----	-----
GMW-11	07/10/97	Terra Services	**220**	**2,500**	<0.50	**4.0**	**0.90**	<0.50	<0.50	<5	-----	-----	-----	-----
GMW-11	01/07/98	Terra Services	**4,000**	**220,000**	<0.50	<0.50	<0.50	**1.6**	<0.50	<5	-----	-----	-----	-----
GMW-11	05/20/98	Terra Services	**42,400**	-----	<0.30	<0.30	<25	<50	<2.5	<0.50	-----	-----	-----	-----
GMW-11	11/17/98	Alton Geoscience	**6,230**	-----	<5	**6.0**	<5	**11**	<5	**24**	-----	-----	-----	-----
GMW-11	05/07/99	Alton Geoscience	**1,900**	**1,900**	**0.61**	**2.1**	<0.50	**0.62**	<1	<0.50	-----	-----	-----	-----
GMW-11	11/16/99	Secor	**1,200**	-----	<0.50	<0.50	<0.50	<0.50	<0.50	<0.50	-----	-----	-----	-----
GMW-11	05/19/00	Secor	**790**	-----	<0.50	<0.50	<0.50	<0.50	<0.50	<0.50	-----	-----	-----	-----
GMW-11	11/30/00	Secor	**1,600**	-----	<0.50	<0.50	<0.50	<0.50	<0.50	<0.50	-----	-----	-----	-----
GMW-11	05/10/01	Secor	<300	-----	<0.50	<0.50	<0.50	<0.50	<0.50	<0.50	-----	-----	-----	-----
GMW-11	11/07/01	IT Corporation	<300	-----	<0.50	<0.50	<0.50	<0.50	<0.50	<0.50	-----	-----	-----	-----
GMW-11	04/11/02	Secor	<300	-----	<0.50	<0.50	<0.50	<0.50	<0.50	<0.50	-----	-----	-----	-----
GMW-11	04/15/16	SGI	<100	**440**	<0.50	<0.50	<0.50	<1.5	<0.50	<1.0	<10	<2.0	<2.0	<2.0
DUP-8 (GMW 11)	04/15/16	SGI	<100	**480**	<0.50	<0.50	<0.50	<1.5	<0.50	<1.0	<10	<2.0	<2.0	<2.0
GMW-12	11/27/96	GSI	**99**	<500	<0.50	<0.50	<0.50	<1	<0.50	<1	-----	-----	-----	-----
GMW-12	07/10/97	GTI	**110**	**8,600**	<5	<5	<5	<5	<5	<5	-----	-----	-----	-----
GMW-12	01/06/98	GTI	<500	**1,000**	<0.50	**1.6**	<0.50	<1	<0.50	<0.50	-----	-----	-----	-----
GMW-12	05/21/98	BBC	<300	-----	<0.30	<0.30	<0.50	<1	<0.50	<0.50	-----	-----	-----	-----
GMW-12	11/05/98	GTI	<300	-----	**4.5**	<0.50	**3.0**	**1.7**	<0.50	<0.50	-----	-----	-----	-----
GMW-12	05/27/99	GTI	<300	-----	<0.50	<0.50	<0.50	<0.50	<0.50	<0.50	-----	-----	-----	-----
GMW-12	11/18/99	IT Corporation	<300	-----	<0.50	<1	<0.50	<0.50	<0.50	<0.50	-----	-----	-----	-----
GMW-12	05/17/00	IT Corporation	<300	-----	<0.50	<0.50	<0.50	<0.50	<0.50	<0.50	-----	-----	-----	-----
GMW-12	11/30/00	IT Corporation	<300	-----	<0.50	<0.50	<0.50	<0.50	<0.50	<0.50	-----	-----	-----	-----
GMW-12	05/09/01	IT Corporation	<300	-----	<0.50	<0.50	<0.50	<0.50	<0.50	<0.50	-----	-----	-----	-----
GMW-12	11/07/01	IT Corporation	<300	-----	<0.50	<0.50	<0.50	<0.50	<0.50	<0.50	-----	-----	-----	-----
GMW-12	04/11/02	IT Corporation	<300	-----	<0.50	<0.50	<0.50	<0.50	<0.50	<0.50	-----	-----	-----	-----
GMW-12	10/23/02	GTI	<300	-----	<0.50	<1	<1	<1	<0.50	<1	-----	-----	-----	-----
GMW-12	04/10/03	Secor	<50	-----	<0.50	<0.50	<0.50	<0.50	<0.50	<0.50	-----	-----	-----	-----
GMW-12	04/14/03	GTI	-----	-----	<0.50	<0.50	<0.50	<0.50	<0.50	<0.50	-----	-----	-----	-----
GMW-12	10/10/03	BT for Parsons	<100	-----	<0.50	<0.50	**0.56**	<0.50	<0.50	<0.50	-----	-----	-----	-----

APPENDIX D

HISTORICAL ANALYTICAL RESULTS FOR TPH, BTEX COMPOUNDS, 1,2-DCA, AND FUEL OXYGENATES IN GROUNDWATER, NOVEMBER 1996 THROUGH NOVEMBER 2022

Defense Fuel Support Point Norwalk

15306 Norwalk Boulevard, Norwalk, California 90650

Well	Date	Sampled By	TPH-g (µg/L)	TPH-d (µg/L)	Benzene (µg/L)	Toluene (µg/L)	Ethyl-benzene (µg/L)	Xylenes (µg/L)	1,2-DCA (µg/L)	MTBE (µg/L)	TBA (µg/L)	DIPE (µg/L)	ETBE (µg/L)	TAME (µg/L)
GMW-12	04/21/04	BT for Parsons	<100	-----	<0.50	<0.50	<0.50	**0.62**	<0.50	<0.50	<10	<2	<2	<2
GMW-12	11/04/04	BT for Parsons	<100	-----	<0.50	<0.50	<0.50	<0.50	<0.50	<0.50	<10	<2	<2	<2
GMW-12	05/06/05	BT for Parsons	<100	-----	<0.50	<0.50	<0.50	<0.50	<0.50	<0.50	<10	<2	<2	<2
GMW-12	11/08/05	BT for Parsons	<100	-----	<0.50	<0.50	<0.50	<0.50	<0.50	<0.50	<10	<2	<2	<2
GMW-12	05/04/06	BT for Parsons	<100	-----	<0.50	<0.50	<0.50	<0.50	<0.50	<0.50	<10	<2	<2	<2
GMW-12	12/08/06	BT for Parsons	<100	-----	<0.50	<0.50	<0.50	<0.50	<0.50	<0.50	<10	<2	<2	<2
GMW-12	05/04/07	BT for Parsons	<100	-----	<0.50	<0.50	<0.50	<0.50	<0.50	<0.50	<10	<2	<2	<2
GMW-12	11/16/07	BT for Parsons	-----	-----	<0.50	<0.50	<0.50	<0.50	<0.50	<0.50	<10	<2	<2	<2
GMW-12	04/18/08	BT for Parsons	<100	-----	<0.50	<0.50	<0.50	<0.50	<0.50	<0.50	<10	<2	<2	<2
GMW-12	10/16/08	BT for Parsons	<100	-----	<0.50	<0.50	<0.50	<0.50	<0.50	<0.50	<10	<2	<2	<2
GMW-12	04/23/09	BT for Parsons	<100	-----	<0.50	<0.50	<0.50	<0.50	<0.50	<0.50	<10	<2	<2	<2
GMW-12	10/20/09	Blaine Tech for DESC	<100	-----	<0.50	<0.50	<0.50	<0.50	<0.50	**0.49 J**	<10	<2	<2	<2
GMW-12	04/15/10	Blaine Tech for DESC	-----	-----	<0.50	<0.50	<0.50	<0.50	-----	<0.50	<10	<2	<2	<2
GMW-12	10/08/10	BT for Parsons	-----	-----	<0.50	-----	-----	-----	<0.50	<0.50	**3.6 J**	-----	-----	**-----**
GMW-12	04/11/11	BT for Parsons	-----	-----	<0.50	<0.50	<0.50	<0.50	<0.50	<0.50	<10	<2	<2	<2
GMW-12	10/10/11	Parsons	-----	-----	<0.50	<0.50	<0.50	<0.50	<0.50	<0.50	<10	<2	<2	<2
GMW-12	04/16/12	Parsons	-----	-----	<0.50	<0.50	<0.50	<0.50	<0.50	<0.50	<10	<2	<2	<2
GMW-12	10/15/12	Parsons	-----	-----	<0.50	<0.50	<0.50	<0.50	<0.50	<0.50	<10	<2	<2	<2
GMW-12	04/09/13	Parsons	-----	**650 b**	<0.50	<0.50	<0.50	<0.50	<0.50	<0.50	<10	<2	<2	<2
GMW-12	10/08/13	Parsons	<100	**700 HD**	<0.50	<0.50	<0.50	<0.50	<0.50	<0.50	<10	<2	<2	<2
GMW-12	04/16/14	Parsons	<100	**1,200 HD**	<0.50	<0.50	<0.50	<0.50	<0.50	<0.50	<10	<2	<2	<2
GMW-12	10/29/14	SGI	<100	**1,100**	<0.50	<0.50	<0.50	<1.5	<0.50	<2.0	<10	<2.0	<2.0	<2.0
GMW-12	04/28/15	SGI	<100	**960**	<0.50	<0.50	<0.50	<1.5	<0.50	<2.0	<10	<2.0	<2.0	<2.0
GMW-12	04/28/15	SGI	<100	**930**	<0.50	<0.50	<0.50	<1.5	<0.50	<2.0	<10	<2.0	<2.0	<2.0
GMW-12	10/10/16	SGI	<100	**1,400**	<0.50	<0.50	<0.50	<1.5	<0.50	<1.0	<10	<2.0	<2.0	<2.0
GMW-12	04/21/17	SGI	<100	**150**	<0.50	<0.50	<0.50	<1.5	<0.50	<1.0	<10	<2.0	<2.0	<2.0
DUP-8 (GMW-12)	04/21/17	SGI	<100	**150**	<0.50	<0.50	<0.50	<1.5	<0.50	<1.0	<10	<2.0	<2.0	<2.0
GMW-12	10/04/17	SGI	<100	**1,100**	<0.50	<0.50	<0.50	<1.5	<0.50	<1.0	<10	<2.0	<2.0	<2.0
GMW-12	04/23/18	SGI	<100	**1,000**	<0.50	<0.50	<0.50	<1.5	<0.50	<1.0	<10	<2.0	<2.0	<2.0
GMW-12	11/12/18	SGI	<100	**1,100**	<0.50	<0.50	<0.50	<1.5	<0.50	<1.0	<10	<2.0	<2.0	<2.0
GMW-12	04/19/19	SGI	<100	**780**	<0.50	<0.50	<0.50	<1.5	<0.50	<1.0	<10	<2.0	<2.0	<2.0
DUPE (GMW-12)	04/19/19	SGI	<100	**750**	<0.50	<0.50	<0.50	<1.5	<0.50	<1.0	<10	<2.0	<2.0	<2.0
GMW-12	10/30/19	SGI	<100	**600**	<0.50	<0.50	<0.50	<1.5	<0.50	<1.2	<10	<2.0	<2.0	<2.0
DUP-3 (GMW-12)	10/31/19	SGI	<100	**740**	<0.50	<0.50	<0.50	<1.5	<0.50	<1.2	<10	<2.0	<2.0	<2.0
GMW-12	05/08/20	SGI	<100	**190**	<0.50	<0.50	<0.50	<1.5	<0.50	<1.2	<10	<2.0	<2.0	<2.0
GMW-12	10/22/20	SGI	<100	**190**	<0.50	<0.50	<0.50	<1.5	<0.50	<1.2	<10	<2.0	<2.0	<2.0
GMW-12	05/06/21	SGI/Apex	<100	**400**	**0.72**	<0.50	<0.50	<1.5	<0.50	<1.2	<10	<2.0	<2.0	<2.0
GMW-12	11/08/21	SGI/Apex	<100	**790**	<0.50	<0.50	<0.50	<1.5	<0.50	<1.2	<10	<2.0	<2.0	<2.0
GMW-12	05/16/22	SGI/Apex	<100	**120**	<0.50	<0.50	<0.50	<1.0	<0.50	<1.2	<10	<2.0	<2.0	<2.0
GMW-12	11/03/22	SGI/Apex	<100	<100	<0.50	<0.50	<0.50	<1.5	<0.50	<1.2	<10	<2.0	<2.0	<2.0
GMW-13	11/21/96	Terra Services	-----	-----	**3.2**	<0.50	**0.73**	**1.2**	<0.50	<5	-----	-----	-----	-----
GMW-13	07/10/97	Terra Services	**1,300**	**5,600**	**1.6**	**3.5**	**0.93**	**2.4**	<0.50	<5	-----	-----	-----	-----
GMW-13	01/08/98	Terra Services	<100	<500	**1.9**	**1.6**	<0.50	<1.5	<0.50	<5	-----	-----	-----	-----
GMW-13	05/20/98	Terra Services	<300	-----	<0.30	<0.30	<25	**0.80**	<2.5	<0.50	-----	-----	-----	-----
GMW-13	11/12/98	Alton Geoscience	<300	-----	<0.50	<0.50	<0.50	<0.50	<0.50	<0.50	-----	-----	-----	-----
GMW-13	05/07/99	Alton Geoscience	<500	<500	<0.50	<0.50	<0.50	<0.50	<1	<0.50	-----	-----	-----	-----
GMW-13	11/17/99	Secor	<300	-----	<0.50	<0.50	<0.50	<0.50	<0.50	<0.50	-----	-----	-----	-----
GMW-13	05/17/00	Secor	<300	-----	<0.50	<0.50	<0.50	<0.50	<0.50	<0.50	-----	-----	-----	-----
GMW-13	11/30/00	Secor	<300	-----	<0.50	<0.50	<0.50	<0.50	<0.50	<0.50	-----	-----	-----	-----
GMW-13	05/10/01	Secor	<300	-----	<0.50	<0.50	<0.50	<0.50	<0.50	**2.6**	-----	-----	-----	-----
GMW-13	11/06/01	Secor	<300	-----	<0.50	<0.50	<0.50	<0.50	<0.50	<0.50	-----	-----	-----	-----

APPENDIX D

HISTORICAL ANALYTICAL RESULTS FOR TPH, BTEX COMPOUNDS, 1,2-DCA, AND FUEL OXYGENATES IN GROUNDWATER, NOVEMBER 1996 THROUGH NOVEMBER 2022

Defense Fuel Support Point Norwalk

15306 Norwalk Boulevard, Norwalk, California 90650

Well	Date	Sampled By	TPH-g (µg/L)	TPH-d (µg/L)	Benzene (µg/L)	Toluene (µg/L)	Ethyl-benzene (µg/L)	Xylenes (µg/L)	1,2-DCA (µg/L)	MTBE (µg/L)	TBA (µg/L)	DIPE (µg/L)	ETBE (µg/L)	TAME (µg/L)
GMW-13	02/01/02	Secor	-----	-----	<0.50	<0.50	<0.50	<0.50	<0.50	<0.50	-----	-----	-----	-----
GMW-13	04/10/02	Secor	<300	-----	<0.50	<0.50	<0.50	<0.50	<0.50	<0.50	-----	-----	-----	-----
GMW-13	10/22/02	Secor	<300	-----	<0.50	<0.50	<0.50	<0.50	<0.50	<1	-----	-----	-----	-----
GMW-13	04/09/03	Secor	<50	-----	<0.50	<0.50	<0.50	<0.50	<0.50	**3.1**	-----	-----	-----	-----
GMW-13	10/06/03	Secor	<50	-----	<0.50	<0.50	<0.50	<0.50	<0.50	<0.50	-----	-----	-----	-----
GMW-13	04/20/04	Secor	<50	-----	<0.50	<0.50	<0.50	<0.50	<0.50	<0.50	-----	-----	-----	-----
GMW-13	11/02/04	Secor	<50	-----	<0.50	<0.50	<0.50	<0.50	<0.50	<0.50	-----	-----	-----	-----
GMW-13	05/04/05	Secor	<50	-----	<0.50	<0.50	<0.50	<0.50	<0.50	<0.50	-----	-----	-----	-----
GMW-13	11/01/05	Secor	<50	-----	<0.50	<0.50	<0.50	<0.50	<0.50	<0.50	-----	-----	-----	-----
GMW-13	05/02/06	Secor	<50	-----	<0.50	<0.50	<0.50	<0.50	<0.50	<0.50	-----	-----	-----	-----
GMW-13	12/05/06	Secor	<50	-----	<0.50	<0.50	<0.50	<0.50	<0.50	<0.50	-----	-----	-----	-----
GMW-13	05/04/07	Secor	<50	-----	<0.50	<0.50	<0.50	<0.50	<0.50	<0.50	-----	-----	-----	-----
GMW-13	11/14/07	Secor	<50	-----	<0.50	<0.50	<0.50	<0.50	<0.50	<0.50	-----	-----	-----	-----
GMW-13	04/16/08	Secor	<50	-----	<0.50	<0.50	<0.50	<0.50	<0.50	<0.50	-----	-----	-----	**-----**
GMW-13	10/17/08	Stantec	<50	-----	<0.50	<0.50	<0.50	<0.50	<0.50	<0.50	-----	-----	-----	**-----**
GMW-13	04/23/09	Blaine Tech for AMEC	<50	-----	<0.50	<0.50	<0.50	<0.50	<0.50	<0.50	<10	<1	<1	<1
GMW-13	10/19/09	BT for Parsons	<50	-----	<0.50	<0.50	<0.50	<0.50	<0.50	<0.50	<10	<1	<1	<1
GMW-13	10/23/09	Blaine Tech for DESC	<100	-----	<0.50	<0.50	<0.50	<0.50	**23**	**9.5**	<10	**3.8**	<2	<2
GMW-13	05/26/10	Blaine Tech	<50	-----	<0.50	<0.50	<0.50	<0.50	<0.50	<0.50	<10	<1	<1	<1
GMW-13	10/06/10	Blaine Tech	<50	-----	<0.50	<0.50	<0.50	<0.50	<0.50	<0.50	<10	<1	<1	<1
GMW-13	04/12/11	Blaine Tech	<50	-----	<0.50	<0.50	<0.50	<0.50	<0.50	<0.50	<10	<1	<1	<1
GMW-13	04/13/11	BT for Parsons	-----	-----	-----	-----	-----	-----	-----	-----	-----	-----	-----	**-----**
GMW-13	10/11/11	CH2M Hill	<50	-----	<0.50	<0.50	<0.50	<0.50	<0.50	<0.50	<10	<1	<1	<1
GMW-13	04/18/12	CH2M Hill	<50	<50	<0.50	<0.50	<0.50	<0.50	<0.50	<0.50	<10	<1	<1	<1
GMW-13	10/16/12	CHHL	<50	<50	<0.50	<0.50	<0.50	<0.50	<0.50	<0.50	<10	<1	<1	<1
GMW-13	04/09/13	CHHL	<50	<50	<0.50	<0.50	<0.50	<0.50	<0.50	<0.50	<10	<1	<1	<1
GMW-13	10/09/13	CHHL	<50	<50	<0.50	<0.50	<0.50	<0.50	<0.50	<0.50	<10	<1	<1	<1
GMW-13	04/15/14	CHHL	<50	<50	<0.50	<0.50	<0.50	<0.50	<0.50	<0.50	<10	<1	<1	<1
GMW-13	10/29/14	BT for CH2MHill	<50	<50	<0.50	<0.50	<0.50	<0.50	<0.50	<0.50	<10	<1.0	<1.0	<1.0
GMW-13	04/21/15	BT for CH2MHill	<50	<50	<0.50	<0.50	<0.50	<0.50	<0.50	<0.50	<10	<1.0	<1.0	<1.0
GMW-13	10/21/15	BT for CH2MHill	<50	<50	<0.50	<0.50	<0.50	<0.50	<0.50	<0.50	<10	<1.0	<1.0	<1.0
GMW-13	04/13/16	BT for CH2MHill	<50	<50	<0.50	<0.50	<0.50	<0.50	<0.50	<0.50	<10	<1.0	<1.0	<1.0
GMW-13	10/04/16	BT for CH2MHill	<50	<50	<0.50	<0.50	<0.50	<0.50	<0.50	<0.50	<10	<1.0	<1.0	<1.0
GMW-13	04/18/17	BT for CH2MHill	<50	<50	<0.50	<0.50	<0.50	<0.50	<0.50	<0.50	<10	<1.0	<1.0	<1.0
GMW-13	10/04/17	BT for CH2MHill	<50	<50	<0.50	<0.50	<0.50	<0.50	<0.50	<0.50	<10	<1.0	<1.0	<1.0
GMW-13	04/18/18	BT for Jacobs	<50	**88**	<0.50	<0.50	<0.50	<0.50	<0.50	<0.50	<10	<1	<1	<1
GMW-13	11/08/18	BT for Jacobs	<50	<50	<0.50	<0.50	<0.50	<0.50	<0.50	<0.50	<10	<1.0	<1.0	<1.0
GMW-13	04/18/19	BT for Jacobs	<50	<50	<0.50	<0.50	<0.50	<0.50	<0.50	<0.50	<10	<1	<1	<1
GMW-13	10/30/19	BT for Jacobs	<50	<50	<0.50	<0.50	<0.50	<0.50	<0.50	<0.50	<10	<1.0	<1.0	<1.0
GMW-13	05/08/20	BT for Jacobs	<50	**74**	<0.50	<0.50	<0.50	<0.50	<0.50	<0.50	<10	<1.0	<1.0	<1.0
GMW-13	11/04/20	BT for Jacobs	<50	<50	<0.50	<0.50	<0.50	<0.50	<0.50	<0.50	<10	<1.0	<1.0	<1.0
GMW-13	05/04/21	BT for Jacobs	<50	**51**	<0.50	<0.50	<0.50	<0.50	<0.50	<0.50	<10	<1.0	<1.0	<1.0
GMW-13	11/02/21	BT for Jacobs	<50	<50	<0.50	<0.50	<0.50	<0.50	<0.50	<0.50	<10	<1.0	<1.0	<1.0
GMW-13	05/10/22	BT for Jacobs	<50	**65**	<0.50	<0.50	<0.50	<0.50	<0.50	<0.50	<10	<1.0	<1.0	<1.0
GMW-13	11/03/22	BT for Jacobs	<50	<50	<0.50	<0.50	<0.50	<0.50	<0.50	<0.50	<10	<1.0	<1.0	<1.0
GMW-14	05/07/99	Alton Geoscience	<500	<500	<0.50	<0.50	<0.50	<0.50	<1	<0.50	-----	-----	-----	-----
GMW-14	11/17/99	Secor	<300	-----	<0.50	<0.50	<0.50	<0.50	<0.50	<0.50	-----	-----	-----	-----
GMW-14	05/16/00	Secor	<300	-----	<0.50	<0.50	<0.50	<0.50	<0.50	<0.50	-----	-----	-----	-----
GMW-14	11/30/00	Secor	<300	-----	<0.50	<0.50	<0.50	<0.50	<0.50	<0.50	-----	-----	-----	-----
GMW-14	05/09/01	Secor	<300	-----	<0.50	<0.50	<0.50	<0.50	<0.50	<0.50	-----	-----	-----	-----
GMW-14	11/06/01	Secor	<300	-----	<0.50	<0.50	<0.50	<0.50	<0.50	<0.50	-----	-----	-----	-----

APPENDIX D

HISTORICAL ANALYTICAL RESULTS FOR TPH, BTEX COMPOUNDS, 1,2-DCA, AND FUEL OXYGENATES IN GROUNDWATER, NOVEMBER 1996 THROUGH NOVEMBER 2022

Defense Fuel Support Point Norwalk

15306 Norwalk Boulevard, Norwalk, California 90650

Well	Date	Sampled By	TPH-g (µg/L)	TPH-d (µg/L)	Benzene (µg/L)	Toluene (µg/L)	Ethyl-benzene (µg/L)	Xylenes (µg/L)	1,2-DCA (µg/L)	MTBE (µg/L)	TBA (µg/L)	DIPE (µg/L)	ETBE (µg/L)	TAME (µg/L)
GMW-14	04/10/02	Secor	<300	-----	<0.50	<0.50	<0.50	<0.50	<0.50	<0.50	-----	-----	-----	-----
GMW-14	10/07/03	Secor	<50	-----	<0.50	<0.50	<0.50	<0.50	<0.50	<0.50	-----	-----	-----	-----
GMW-14	04/22/04	Secor	**59**	-----	<0.50	<0.50	<0.50	<0.50	<0.50	<0.50	-----	-----	-----	-----
GMW-14	11/02/04	Secor	<50	-----	<0.50	<0.50	<0.50	<0.50	<0.50	<0.50	-----	-----	-----	-----
GMW-14	05/06/05	Secor	<50	-----	<0.50	<0.50	<0.50	<0.50	<0.50	<0.50	-----	-----	-----	**-----**
GMW-14	11/01/05	Secor	<50	-----	<0.50	<0.50	<0.50	<0.50	<0.50	<0.50	-----	-----	-----	-----
GMW-14	03/08/06	BT for Parsons	**520**	-----	**2.6**	<0.50	<0.50	<0.50	**0.64**	**4.0**	**21**	<2	<2	<2
GMW-14	05/02/06	Secor	<50	-----	<0.50	<0.50	<0.50	<0.50	<0.50	<0.50	-----	-----	-----	-----
GMW-14	12/07/06	Secor	<50	-----	<0.50	<0.50	<0.50	<0.50	<0.50	<0.50	-----	-----	-----	-----
GMW-14	05/04/07	Secor	<50	-----	<0.50	<0.50	<0.50	<0.50	<0.50	<0.50	-----	-----	-----	-----
GMW-14	11/14/07	Secor	**1,500**	-----	<2.5	<2.5	**34**	**3.0**	<5	<2.5	-----	-----	-----	**-----**
GMW-14	04/16/08	Secor	**440**	-----	<0.50	<0.50	<0.50	<0.50	<1	<0.50	-----	-----	-----	-----
GMW-14	07/29/08	BT for Parsons	**210**	-----	<0.50	<0.50	<0.50	<0.50	<0.50	**2.2**	**18**	<2	<2	<2
GMW-14	10/17/08	Stantec	**210**	-----	<0.50	<0.50	<0.50	<0.50	<1	<0.50	-----	-----	-----	**-----**
GMW-14	04/23/09	Blaine Tech for AMEC	**120**	-----	<0.50	<0.50	<0.50	<0.50	<0.50	<0.50	<10	<1	<1	<1
GMW-14	10/22/09	BT for Parsons	**130**	-----	<0.50	<0.50	<0.50	<0.50	<0.50	<0.50	**10**	<1	<1	<1
GMW-14	04/16/10	BT for Parsons	-----	-----	**160**	<0.50	**2.6**	**3.0**	<0.50	**13**	**15**	<2	<2	**0.79 J**
GMW-14	10/07/10	Blaine Tech	**160**	-----	<0.50	<0.50	<0.50	<0.50	<1	<0.50	<10	<1	<1	<1
GMW-14	04/13/11	Blaine Tech	<100	-----	<0.50	<0.50	<0.50	<0.50	<1	<0.50	<10	<1	<1	<1
GMW-14	10/12/11	CH2M Hill	**58**	-----	<0.50	<0.50	<0.50	<0.50	<0.50	<0.50	<10	<1	<1	<1
GMW-14	04/19/12	CH2M Hill	<50	**130**	<0.50	<0.50	<0.50	<0.50	<0.50	<0.50	<10	<1	<1	<1
GMW-14	10/17/12	CHHL	<50	**150**	<0.50	<0.50	<0.50	<0.50	<0.50	<0.50	<10	<1	<1	<1
GMW-14	04/11/13	CHHL	<50	**110**	<0.50	<0.50	<0.50	<0.50	<0.50	<0.50	<10	<1	<1	<1
GMW-14	10/10/13	CHHL	<50	**110**	<0.50	<0.50	<0.50	<0.50	<0.50	<0.50	<10	<1	<1	<1
GMW-14	04/16/14	CHHL	<50	<50	<0.50	<0.50	<0.50	<0.50	<0.50	**0.64**	**16**	<1	<1	<1
GMW-14	10/30/14	BT for CH2MHill	<100	<50	<0.50	<0.50	<0.50	<0.50	<0.50	**0.83**	**17**	<1.0	<1.0	<1.0
GMW-14R	04/18/17	BT for CH2MHill	<50	<50	<0.50	<0.50	<0.50	<0.50	<0.50	**0.68**	<10	<1.0	<1.0	<1.0
GMW-14R	10/05/17	BT for CH2MHill	<50	**71**	<0.50	<0.50	<0.50	<0.50	<0.50	<0.50	<10	<1.0	<1.0	<1.0
GMW-14R	04/19/18	BT for Jacobs	<50	<50	<0.50	<0.50	<0.50	<0.50	<0.50	**0.76**	<10	<1	<1	<1
GMW-14R	11/08/18	BT for Jacobs	<50	<50	<0.50	<0.50	<0.50	<0.50	<0.50	<0.50	<10	<1.0	<1.0	<1.0
GMW-14R	04/18/19	BT for Jacobs	<50	<50	<0.50	<0.50	<0.50	<0.50	<0.50	<0.50	<10	<1	<1	<1
GMW-14R	10/30/19	BT for Jacobs	<50	<50	<0.50	<0.50	<0.50	<0.50	<0.50	<0.50	<10	<1.0	<1.0	<1.0
GMW-14R	05/11/20	BT for Jacobs	<50	<50	<0.50	<0.50	<0.50	<0.50	<0.50	<0.50	<10	<1.0	<1.0	<1.0
GMW-14R	11/05/20	BT for Jacobs	<50	<50	<0.50	<0.50	<0.50	<0.50	<0.50	<0.50	<10	<1.0	<1.0	<1.0
GMW-14R	05/04/21	BT for Jacobs	<50	<50	<0.50	<0.50	<0.50	<0.50	<0.50	<0.50	<10	<1.0	<1.0	<1.0
GMW-14R	05/10/21	BT for Jacobs	<100	<100	<0.50	<0.50	<0.50	<1.5	<0.50	<1.2	<10	<2.0	<2.0	<2.0
GMW-14R	11/02/21	BT for Jacobs	<50	<50	<0.50	<0.50	<0.50	<0.50	<0.50	<0.50	<10	<1.0	<1.0	<1.0
GMW-14R	05/12/22	BT for Jacobs	<50	<50	<0.50	<0.50	<0.50	<0.50	<0.50	<0.50	<10	<1.0	<1.0	<1.0
GMW-14R	11/01/22	BT for Jacobs	<50	<50	<0.50	<0.50	<0.50	<0.50	<0.50	<0.50	<10	<1.0	<1.0	<1.0
GMW-15	05/20/98	BBC	**1,300**	-----	**3.9**	<0.30	**7.4**	**6.4**	-----	-----	-----	-----	-----	-----
GMW-15	11/05/98	GTI	**512**	-----	**1.8**	<0.30	**3.7**	**1.0**	-----	-----	-----	-----	-----	-----
GMW-15	05/27/99	GTI	**634**	-----	**2.5**	<0.30	**5.3**	**2.0**	-----	-----	-----	-----	-----	-----
GMW-15	11/18/99	IT Corporation	<300	-----	<0.30	<0.30	<0.30	<0.60	-----	-----	-----	-----	-----	-----
GMW-15	05/16/00	IT Corporation	**610**	-----	<0.30	<0.30	<0.30	<0.60	-----	-----	-----	-----	-----	-----
GMW-15	12/01/00	IT Corporation	**450**	-----	<0.30	<0.30	<0.30	<0.60	-----	<5	-----	-----	-----	-----
GMW-15	05/10/01	IT Corporation	<300	-----	<0.30	<0.30	<0.30	<0.60	-----	<5	-----	-----	-----	-----
GMW-15	11/07/01	IT Corporation	<300	-----	<0.30	<0.30	<0.30	<0.60	-----	<5	-----	-----	-----	-----
GMW-15	04/10/02	IT Corporation	**1,900**	-----	**1.2**	<0.30	**1.6**	**3.8**	-----	<5	-----	-----	-----	-----
GMW-15	10/23/02	GTI	**840**	-----	**0.58**	<0.30	**0.72**	**1.5**	-----	<5	-----	-----	-----	-----
GMW-15	04/10/03	GTI	-----	-----	<1	<1	<1	<2	-----	<3	-----	-----	-----	-----
GMW-15	10/08/03	BT for Parsons	-----	-----	<0.30	<0.30	<0.30	<0.30	-----	<5	-----	-----	-----	-----

APPENDIX D

HISTORICAL ANALYTICAL RESULTS FOR TPH, BTEX COMPOUNDS, 1,2-DCA, AND FUEL OXYGENATES IN GROUNDWATER, NOVEMBER 1996 THROUGH NOVEMBER 2022

Defense Fuel Support Point Norwalk

15306 Norwalk Boulevard, Norwalk, California 90650

Well	Date	Sampled By	TPH-g (µg/L)	TPH-d (µg/L)	Benzene (µg/L)	Toluene (µg/L)	Ethyl-benzene (µg/L)	Xylenes (µg/L)	1,2-DCA (µg/L)	MTBE (µg/L)	TBA (µg/L)	DIPE (µg/L)	ETBE (µg/L)	TAME (µg/L)
GMW-15	04/22/04	BT for Parsons	-----	-----	**0.70**	<0.30	<0.30	**0.47**	-----	<5	-----	-----	-----	-----
GMW-15	11/06/04	BT for Parsons	-----	-----	<0.30	<0.30	<0.30	<0.30	-----	<5	-----	-----	-----	-----
GMW-15	05/06/05	BT for Parsons	-----	-----	<0.30	**0.47**	<0.30	<0.30	-----	<5	-----	-----	-----	-----
GMW-15	11/08/05	BT for Parsons	-----	-----	<0.30	**0.31**	<0.30	<0.30	-----	<5	-----	-----	-----	-----
GMW-15	05/03/06	BT for Parsons	-----	-----	<0.30	<0.30	<0.30	<0.30	-----	<5	-----	-----	-----	-----
GMW-15	12/08/06	BT for Parsons	-----	-----	<0.50	<0.50	<0.50	<1	-----	<5	-----	-----	-----	-----
GMW-15	05/02/07	BT for Parsons	-----	-----	<0.50	<0.50	<0.50	**1.2**	-----	<5	-----	-----	-----	-----
GMW-15	05/02/07	BT for Parsons	-----	-----	<0.50	<0.50	<0.50	<1	-----	<5	-----	-----	-----	-----
GMW-15	11/14/07	BT for Parsons	-----	-----	<0.50	<0.50	<0.50	<1	-----	<5	-----	-----	-----	**-----**
GMW-15	04/16/08	BT for Parsons	-----	-----	<0.50	<0.50	<0.50	<1	-----	<5	-----	-----	-----	-----
GMW-15	10/15/08	BT for Parsons	-----	-----	<0.50	<0.50	<0.50	<0.50	<0.50	<0.50	<10	<2	<2	<2
GMW-15	04/21/09	BT for Parsons	**180**	-----	<0.50	<0.50	<0.50	<0.50	-----	**5.4**	-----	-----	-----	**-----**
GMW-15	10/20/09	BT for Parsons	-----	-----	<0.50	<0.50	<0.50	<0.50	<0.50	**3.1**	**4.5 J**	<2	<2	<2
GMW-15	04/15/10	BT for Parsons	-----	-----	<0.50	<0.50	<0.50	<0.50	-----	**5.7**	<10	<2	<2	<2
GMW-15	10/05/10	BT for Parsons	-----	-----	<0.50	-----	-----	-----	<0.50	<0.50	<10	-----	-----	**-----**
GMW-15	04/14/11	BT for Parsons	-----	-----	<0.50	<0.50	<0.50	<0.50	<0.50	<0.50	<10	<2	<2	<2
GMW-15	10/10/11	Parsons	-----	-----	<0.50	<0.50	<0.50	<0.50	<0.50	<0.50	<10	<2	<2	<2
GMW-15	04/19/12	Parsons	-----	-----	<0.50	<0.50	<0.50	<0.50	<0.50	<0.50	<10	<2	<2	<2
GMW-15	10/15/12	Parsons	-----	-----	<0.50	<0.50	<0.50	<0.50	<0.50	**12**	<10	<2	<2	<2
GMW-15	04/10/13	Parsons	-----	**6200 b**	<0.50	<0.50	<0.50	<0.50	<0.50	**1.1**	<10	<2	<2	<2
GMW-15	10/08/13	Parsons	**350 HD**	**4,600 HD**	<0.50	<0.50	**0.19 J**	<0.50	<0.50	<0.50	<10	<2	<2	<2
GMW-15	04/16/14	Parsons	**250 HD**	**2,700 HD**	<0.50	<0.50	<0.50	<0.50	<0.50	<0.50	<10	<2	<2	<2
GMW-15	10/30/14	SGI	<100	**1,900**	<0.50	<0.50	<0.50	<1.5	<0.50	<2.0	<10	<2.0	<2.0	<2.0
GMW-15	04/28/15	SGI	<100	**1,500**	<0.50	<0.50	<0.50	<1.5	<0.50	<2.0	<10	<2.0	<2.0	<2.0
GMW-15	10/23/15	SGI	<100	**1,300**	<0.50	<0.50	<0.50	<1.5	<0.50	<2.0	<10	<2.0	<2.0	<2.0
GMW-15	04/14/16	SGI	<100	**3,700**	**0.56**	<0.50	<0.50	<1.5	<0.50	<2.0	<10	<2.0	<2.0	<2.0
GMW-15	10/10/16	SGI	<100	**2,400**	<0.50	<0.50	<0.50	<1.5	<0.50	<1.0	<10	<2.0	<2.0	<2.0
GMW-15	04/21/17	SGI	<100	**1,600**	<0.50	<0.50	<0.50	<1.5	<0.50	<1.0	<10	<2.0	<2.0	<2.0
GMW-15	10/05/17	SGI	<100	**2,000**	<0.50	<0.50	<0.50	<1.5	<0.50	<1.0	<10	<2.0	<2.0	<2.0
GMW-15	04/20/18	SGI	<100	**3,400**	**0.97**	<0.50	<0.50	<1.5	<0.50	<1.0	<10	<2.0	<2.0	<2.0
GMW-15	11/12/18	SGI	<100	**4,200**	<0.50	<0.50	<0.50	<1.5	<0.50	<1.0	<10	<2.0	<2.0	<2.0
GMW-15	04/19/19	SGI	<100	**2,200**	<0.50	<0.50	<0.50	<1.5	<0.50	<1.0	<10	<2.0	<2.0	<2.0
GMW-15	11/06/19	SGI	<100	**1,800**	<0.50	<0.50	<0.50	<1.5	<0.50	<1.2	<10	<2.0	<2.0	<2.0
GMW-15	05/11/20	SGI	<100	**220**	<0.50	<0.50	<0.50	<1.5	<0.50	<1.2	<10	<2.0	<2.0	<2.0
GMW-15 (DUP)	05/11/20	SGI	<100	**310**	<0.50	<0.50	<0.50	<1.5	<0.50	<1.2	<10	<2.0	<2.0	<2.0
GMW-15	10/23/20	SGI	<100	**720**	<0.50	<0.50	<0.50	<1.5	<0.50	<1.2	<10	<2.0	<2.0	<2.0
GMW-15	05/07/21	SGI/Apex	<100	**170**	<0.50	<0.50	<0.50	<1.5	<0.50	<1.2	<10	<2.0	<2.0	<2.0
GMW-15	11/03/21	SGI/Apex	<100	**330**	<0.50	<0.50	<0.50	<1.5	<0.50	<1.2	<10	<2.0	<2.0	<2.0
GMW-15	05/16/22	SGI/Apex	<100	**370**	<0.50	<0.50	<0.50	<1.0	<0.50	<1.2	<10	<2.0	<2.0	<2.0
GMW-15	11/07/22	SGI/Apex	<100	**490**	<0.50	<0.50	<0.50	<1.5	<0.50	<1.2	<10	<2.0	<2.0	<2.0
GMW-16	11/21/96	GSI	<38	<500	<0.50	<0.50	**0.80**	<1.5	<0.50	-----	-----	-----	-----	-----
GMW-16	07/09/97	GTI	<50	**110**	**5.7**	<5	**9.2**	**7.5**	<5	<5	-----	-----	-----	-----
GMW-16	01/06/98	GTI	<500	<100	<0.50	<0.50	<0.50	<1	<0.50	<0.50	-----	-----	-----	-----
GMW-16	05/20/98	BBC	<300	-----	<0.30	<0.30	<0.30	<0.60	-----	-----	-----	-----	-----	-----
GMW-16	11/04/98	GTI	<300	-----	<0.30	<0.30	<0.30	<0.60	-----	-----	-----	-----	-----	-----
GMW-16	05/27/99	GTI	<300	-----	<0.30	<0.30	<0.30	<0.60	-----	-----	-----	-----	-----	-----
GMW-16	11/18/99	IT Corporation	<300	-----	<0.30	<0.30	<0.30	<0.60	-----	-----	-----	-----	-----	-----
GMW-16	05/16/00	IT Corporation	<300	-----	<0.30	<0.30	<0.30	<0.60	-----	-----	-----	-----	-----	-----
GMW-16	11/29/00	IT Corporation	<300	-----	**0.64**	**1.2**	**0.85**	**3.2**	-----	<5	-----	-----	-----	-----
GMW-16	05/10/01	IT Corporation	<300	-----	<0.30	<0.30	<0.30	<0.60	-----	<5	-----	-----	-----	-----
GMW-16	11/07/01	IT Corporation	<300	-----	<0.30	<0.30	<0.30	<0.60	-----	**9.1**	-----	-----	-----	-----

APPENDIX D

HISTORICAL ANALYTICAL RESULTS FOR TPH, BTEX COMPOUNDS, 1,2-DCA, AND FUEL OXYGENATES IN GROUNDWATER, NOVEMBER 1996 THROUGH NOVEMBER 2022

Defense Fuel Support Point Norwalk

15306 Norwalk Boulevard, Norwalk, California 90650

Well	Date	Sampled By	TPH-g (µg/L)	TPH-d (µg/L)	Benzene (µg/L)	Toluene (µg/L)	Ethyl-benzene (µg/L)	Xylenes (µg/L)	1,2-DCA (µg/L)	MTBE (µg/L)	TBA (µg/L)	DIPE (µg/L)	ETBE (µg/L)	TAME (µg/L)
GMW-16	04/10/02	IT Corporation	<300	-----	<0.30	<0.30	<0.30	<0.60	-----	<5	-----	-----	-----	-----
GMW-16	10/23/02	GTI	<300	-----	<0.30	<0.30	<0.30	<0.30	-----	<5	-----	-----	-----	-----
GMW-16	04/11/03	GTI	-----	-----	<1	<1	<1	<2	-----	<3	-----	-----	-----	-----
GMW-16	10/08/03	BT for Parsons	-----	-----	<0.30	<0.30	<0.30	<0.30	-----	<5	-----	-----	-----	-----
GMW-16	04/22/04	BT for Parsons	-----	-----	<0.30	<0.30	<0.30	<0.30	-----	<5	-----	-----	-----	-----
GMW-16	11/06/04	BT for Parsons	-----	-----	<0.30	<0.30	<0.30	**0.59**	-----	<5	-----	-----	-----	-----
GMW-16	05/06/05	BT for Parsons	-----	-----	<0.30	**0.58**	<0.30	<0.30	-----	<5	-----	-----	-----	-----
GMW-16	11/08/05	BT for Parsons	-----	-----	<0.30	**0.48**	<0.30	<0.30	-----	<5	-----	-----	-----	-----
GMW-16	05/03/06	BT for Parsons	-----	-----	<0.30	<0.30	<0.30	<0.30	-----	<5	-----	-----	-----	-----
GMW-16	12/06/06	BT for Parsons	-----	-----	<0.50	<0.50	<0.50	<1	-----	<5	-----	-----	-----	-----
GMW-16	05/02/07	BT for Parsons	-----	-----	<0.50	<0.50	<0.50	<1	-----	<5	-----	-----	-----	-----
GMW-16	11/14/07	BT for Parsons	-----	-----	<0.50	<0.50	<0.50	<1	-----	<5	-----	-----	-----	**-----**
GMW-16	04/16/08	BT for Parsons	-----	-----	<0.50	<0.50	<0.50	<1	-----	<5	-----	-----	-----	-----
GMW-16	10/15/08	BT for Parsons	-----	-----	<0.50	<0.50	<0.50	<0.50	<0.50	<0.50	<10	<2	<2	<2
GMW-16	04/21/09	BT for Parsons	-----	-----	<0.50	<0.50	<0.50	<0.50	-----	<0.50	-----	-----	-----	**-----**
GMW-16	10/20/09	BT for Parsons	-----	-----	<0.50	<0.50	<0.50	<0.50	<0.50	<0.50	<10	<2	<2	<2
GMW-16	04/12/10	BT for Parsons	-----	-----	<0.50	<0.50	<0.50	<0.50	-----	<0.50	<10	<2	<2	<2
GMW-16	10/05/10	BT for Parsons	-----	-----	<0.50	-----	-----	-----	<0.50	<0.50	<10	-----	-----	**-----**
GMW-16	10/10/11	Parsons	-----	-----	<0.50	<0.50	<0.50	<0.50	<0.50	<0.50	<10	<2	<2	<2
GMW-16	04/18/12	Parsons	-----	-----	<0.50	<0.50	<0.50	<0.50	<0.50	<0.50	<10	<2	<2	<2
GMW-16	10/15/12	Parsons	-----	-----	<0.50	<0.50	<0.50	<0.50	<0.50	<0.50	<10	<2	<2	<2
GMW-16	04/10/13	Parsons	-----	**190 b**	<0.50	<0.50	<0.50	<0.50	<0.50	<0.50	<10	<2	<2	<2
GMW-16	10/08/13	Parsons	<100	**250 HD**	<0.50	<0.50	<0.50	<0.50	<0.50	<0.50	<10	<2	<2	<2
GMW-16	04/14/14	Parsons	<100	<100	<0.50	<0.50	<0.50	<0.50	<0.50	<0.50	<10	<2	<2	<2
GMW-16	10/27/14	SGI	<100	**190**	<0.50	<0.50	<0.50	<1.5	<0.50	<2.0	<10	<2.0	<2.0	<2.0
GMW-16	04/24/15	SGI	<100	**180**	<0.50	<0.50	<0.50	<1.5	<0.50	<2.0	<10	<2.0	<2.0	<2.0
GMW-16	04/19/17	SGI	<100	**660**	<0.50	<0.50	<0.50	<1.5	<0.50	<1.0	<10	<2.0	<2.0	<2.0
DUP-4 (GMW-16)	04/19/17	SGI	<100	**210**	<0.50	<0.50	<0.50	<1.5	<0.50	**1.0**	<10	<2.0	<2.0	<2.0
GMW-16	10/05/17	SGI	<100	**370**	<0.50	<0.50	<0.50	<1.5	<0.50	<1.0	<10	<2.0	<2.0	<2.0
GMW-16	04/18/18	SGI	<100	**290**	<0.50	<0.50	<0.50	<1.5	<0.50	<1.0	<10	<2.0	<2.0	<2.0
GMW-16	11/09/18	SGI	<100	**170**	<0.50	<0.50	<0.50	<1.5	<0.50	<1.0	<10	<2.0	<2.0	<2.0
GMW-16	04/18/19	SGI	<100	**360**	<0.50	<0.50	<0.50	<1.5	<0.50	<1.0	<10	<2.0	<2.0	<2.0
GMW-16	11/05/19	SGI	<100	**210**	<0.50	<0.50	<0.50	<1.5	<0.50	<1.2	<10	<2.0	<2.0	<2.0
GMW-16	05/07/20	SGI	<100	**110**	<0.50	<0.50	<0.50	<1.5	<0.50	<1.2	<10	<2.0	<2.0	<2.0
GMW-16 (DUP)	05/07/20	SGI	<100	**110**	<0.50	<0.50	<0.50	<1.5	<0.50	<1.2	<10	<2.0	<2.0	<2.0
GMW-16	10/21/20	SGI	<100	**310**	<0.50	<0.50	<0.50	<1.5	<0.50	<1.2	<10	<2.0	<2.0	<2.0
GMW-16	05/07/21	SGI/Apex	<100	**240**	<0.50	<0.50	<0.50	<1.5	<0.50	<1.2	<10	<2.0	<2.0	<2.0
DUP-5 (GMW-16)	05/07/21	SGI/Apex	<100	<100	<0.50	<0.50	<0.50	<1.5	<0.50	<1.2	<10	<2.0	<2.0	<2.0
GMW-16	11/05/21	SGI/Apex	<100	**110**	<0.50	<0.50	<0.50	<1.5	<0.50	<1.2	<10	<2.0	<2.0	<2.0
GMW-16	05/11/22	SGI/Apex	<100	**170**	<0.50	<0.50	<0.50	<1.0	<0.50	<1.2	<10	<2.0	<2.0	<2.0
GMW-16	11/04/22	SGI/Apex	<100	**270**	<0.50	<0.50	<0.50	<1.5	<0.50	<1.2	<10	<2.0	<2.0	<2.0
GMW-17	05/10/01	IT Corporation	**6,800**	-----	**52**	**25**	<15	**330**	-----	<250	-----	-----	-----	-----
GMW-17	10/24/02	GTI	**49,000**	-----	**91**	<30	<30	**160**	-----	<500	-----	-----	-----	-----
GMW-17	04/14/03	GTI	-----	-----	**572**	**5.6**	**75**	**367**	-----	<15	-----	-----	-----	-----
GMW-17	10/10/03	BT for Parsons	-----	-----	**240**	**1.5**	**9.5**	**41**	-----	<10	-----	-----	-----	-----
GMW-17	04/22/04	BT for Parsons	-----	-----	**540**	**4.6**	**24**	**190**	-----	**63**	-----	-----	-----	-----
GMW-17	11/06/04	BT for Parsons	-----	-----	**110**	<0.30	**2.1**	**6.1**	-----	**19**	-----	-----	-----	-----
GMW-17	05/10/05	BT for Parsons	-----	-----	**7.9**	**3.6**	<1.5	**2.6**	-----	<25	-----	-----	-----	-----
GMW-17	11/08/05	BT for Parsons	-----	-----	**3.7**	<0.30	**0.37**	**1.9**	-----	**7.0**	-----	-----	-----	-----
GMW-17	05/05/06	BT for Parsons	-----	-----	**3.7**	**2.2**	**1.6**	**4.5**	-----	<5	-----	-----	-----	-----
GMW-17	12/08/06	BT for Parsons	-----	-----	**34**	<0.50	**1.9**	**30**	-----	<5	-----	-----	-----	-----

APPENDIX D

HISTORICAL ANALYTICAL RESULTS FOR TPH, BTEX COMPOUNDS, 1,2-DCA, AND FUEL OXYGENATES IN GROUNDWATER, NOVEMBER 1996 THROUGH NOVEMBER 2022

Defense Fuel Support Point Norwalk

15306 Norwalk Boulevard, Norwalk, California 90650

Well	Date	Sampled By	TPH-g (µg/L)	TPH-d (µg/L)	Benzene (µg/L)	Toluene (µg/L)	Ethyl-benzene (µg/L)	Xylenes (µg/L)	1,2-DCA (µg/L)	MTBE (µg/L)	TBA (µg/L)	DIPE (µg/L)	ETBE (µg/L)	TAME (µg/L)
GMW-17	05/03/07	BT for Parsons	-----	-----	**9.1**	<0.50	**0.92**	**9.0**	-----	**7.7**	-----	-----	-----	-----
GMW-17	11/14/07	BT for Parsons	-----	-----	**4.8**	<0.50	<0.50	<1	-----	<5	-----	-----	-----	**-----**
GMW-17	04/18/08	BT for Parsons	-----	-----	**5.3**	<0.50	**0.62**	**1.4**	-----	<5	-----	-----	-----	**-----**
GMW-17	10/17/08	BT for Parsons	-----	-----	**2.6**	<0.50	**0.57**	<0.50	<0.50	<0.50	<10	<2	<2	<2
GMW-17	04/22/09	BT for Parsons	**450**	-----	**27**	<0.50	**2.4**	<0.50	-----	<0.50	-----	<0.50	<0.50	<0.50
GMW-17	10/20/09	BT for Parsons	-----	-----	**0.42 J**	<0.50	<0.50	<0.50	<0.50	<0.50	**9.5 J**	<2	<2	<2
GMW-17	04/14/10	BT for Parsons	**1,200**	-----	**59**	**0.34 J**	**5.5**	**2.0**	-----	<0.50	<10	<2	<2	<2
GMW-17	10/05/10	BT for Parsons	**1,200**	-----	**79**	-----	-----	-----	<0.50	<0.50	**5.2 J**	-----	-----	**-----**
GMW-17	04/15/11	BT for Parsons	**750**	-----	**13**	**0.55**	**4.6**	**0.82**	<0.50	<0.50	<10	<2	<2	<2
GMW-17	10/10/11	Parsons	<1,100	-----	**50**	<0.77	**28**	**6.5**	<0.50	<0.50	<10	<2	<2	<2
GMW-17	04/20/12	Parsons	**610**	-----	**1.2**	<0.50	**0.18 J**	**0.71 J**	<0.50	<0.50	**29**	<2	<2	<2
GMW-17	04/12/13	Parsons	**1,000 b**	**6,700**	**55**	**1.1**	**1.2**	**14**	<0.50	<0.50	**31**	<2	<2	<2
GMW-17	10/09/13	Parsons	**680 HD**	**4,200 HD**	**16**	**1.2**	**1.7**	**12**	<0.50	**0.48 J**	**30**	<2	<2	<2
GMW-17	04/18/14	Parsons	**1,400 HD**	**5,700 HD**	**38**	**1.9**	**2.3**	**21**	<0.50	**0.42 J**	**48**	<2	<2	<2
GMW-17	10/31/14	SGI	**510**	**2,300**	**10**	**1.5**	<0.50	**2.7**	<0.50	<2.0	**30**	<2.0	<2.0	<2.0
GMW-17	10/31/14	SGI	**460**	**2,200**	**11**	**1.5**	<0.50	**2.7**	<0.50	<2.0	**17**	<2.0	<2.0	<2.0
GMW-17R	10/09/17	SGI	**640**	**1,200**	**64**	<0.50	**5.0**	**2.9**	<0.50	**2.5**	**19**	<2.0	<2.0	<2.0
GMW-17R	04/20/18	SGI	**550**	**1,600 J**	**63**	**0.69**	**0.78**	**19.4**	<0.50	**3.7**	<10	<2.0	<2.0	<2.0
GMW-17R	11/12/18	SGI	**1,300**	**1,600**	**46**	<0.50	**1.4**	**41**	<0.50	**2.6**	<10	<2.0	<2.0	<2.0
GMW-17R	04/19/19	SGI	<100	**220**	<0.50	<0.50	**2.7**	**15**	<0.50	<1.0	<10	<2.0	<2.0	<2.0
GMW-17R	10/31/19	SGI	<100	<100	**1.3**	<0.50	**4.7**	**18.2**	<0.50	<1.2	<10	<2.0	<2.0	<2.0
GMW-17R	05/07/20	SGI	<100	<100	<0.50	<0.50	<0.50	<1.5	<0.50	<1.2	<10	<2.0	<2.0	<2.0
GMW-17R	10/20/20	SGI	<100	<100	<0.50	<0.50	<0.50	<1.5	<0.50	<1.2	<10	<2.0	<2.0	<2.0
GMW-17R	05/04/21	SGI/Apex	<100	<100	<0.50	<0.50	<0.50	<1.5	<0.50	<1.2	<10	<2.0	<2.0	<2.0
DUP-2 (GMW-17R)	05/04/21	SGI/Apex	<100	<100	<0.50	<0.50	<0.50	<1.5	<0.50	<1.2	<10	<2.0	<2.0	<2.0
GMW-17R	11/02/21	SGI/Apex	<100	**140**	**1.7**	<0.50	<0.50	<1.5	<0.50	<1.2	<10	<2.0	<2.0	<2.0
GMW-17R	05/12/22	SGI/Apex	<100	<100	<0.50	<0.50	<0.50	<1.0	<0.50	<1.2	<10	<2.0	<2.0	<2.0
GMW-17R	11/02/22	SGI/Apex	<100	<100	<0.50	<0.50	<0.50	<1.5	<0.50	<1.2	<10	<2.0	<2.0	<2.0
DUP-3 (GMW-17R)	11/02/22	SGI/Apex	<100	<100	<0.50	<0.50	<0.50	<1.5	<0.50	<1.2	<10	<2.0	<2.0	<2.0
GMW-18	04/14/03	GTI	-----	-----	**3,410**	**3,510**	**3,070**	**17,800**	-----	<150	-----	-----	-----	-----
GMW-18	10/08/03	BT for Parsons	-----	-----	**2,600**	**120**	**360**	**3,100**	-----	<1,000	-----	-----	-----	-----
GMW-18	04/21/04	BT for Parsons	-----	-----	**2,700**	<50	**380**	**4,288**	-----	<50	-----	-----	-----	-----
GMW-18	11/04/04	BT for Parsons	-----	-----	**1,300**	<3	**220**	**2,400**	-----	<50	-----	-----	-----	-----
GMW-18	05/06/05	BT for Parsons	-----	-----	**1,100**	**22**	**140**	**1,200**	-----	<50	-----	-----	-----	-----
GMW-18	11/08/05	BT for Parsons	-----	-----	**650**	**11**	**17**	**470**	-----	<100	-----	-----	-----	-----
GMW-18	05/04/06	BT for Parsons	-----	-----	**200**	**1.9**	**15**	**100**	-----	**6.9**	-----	-----	-----	-----
GMW-18	12/08/06	BT for Parsons	-----	-----	**320**	<0.50	**25**	**190**	-----	**11**	-----	-----	-----	-----
GMW-18	05/03/07	BT for Parsons	-----	-----	**200**	<2.5	**13**	**56**	-----	<25	-----	-----	-----	-----
GMW-18	11/15/07	BT for Parsons	-----	-----	**160**	<0.50	**4.1**	**26**	-----	**5.5**	-----	-----	-----	**-----**
GMW-18	04/17/08	BT for Parsons	-----	-----	**180**	**0.87**	**13**	**100**	-----	**6.7**	-----	-----	-----	**-----**
GMW-18	10/16/08	BT for Parsons	-----	-----	**33**	<0.50	**2.2**	**11**	<0.50	**4.7**	**12**	<2	<2	<2
GMW-18	04/23/09	BT for Parsons	**880**	-----	**60**	<0.50	**1.4**	**5.0**	<0.50	**3.0**	**13**	<2	<2	<2
GMW-18	10/20/09	BT for Parsons	-----	-----	**15**	<0.50	**0.55**	**5.6**	<0.50	**7.0**	**13**	<2	<2	<2
GMW-18	04/16/10	BT for Parsons	**1,500**	-----	**80**	**0.84**	**0.49 J**	**1.6**	-----	**7.3**	**43**	<2	<2	<2
GMW-18	04/20/12	Parsons	**2,100**	-----	**67**	**0.4 J**	**1.1**	**5.9**	**1.7**	**3.5**	**57**	<2	<2	<2
GMW-18	07/10/12	Parsons	-----	-----	**94**	**0.42 J**	**0.94**	**3.9**	<0.50	**3.9**	**27**	<2	<2	<2
GMW-18	11/03/14	SGI	**15,000**	**230,000**	**110**	**0.93**	**120**	**338**	<0.50	**4.2**	<10	<2.0	<2.0	<2.0
GMW-18	11/03/14	SGI	**37,000**	**220,000**	**220**	<50	**120**	**440**	<50	<200	<1,000	<200	<200	<200
GMW-18	04/21/15	SGI	**4,300**	**300,000**	**290**	<5.0	**75**	**270**	<5.0	<20	<100	<20	<20	<20
GMW-18	05/10/19	SGI	<100	**1,200**	<0.50	<0.50	<0.50	<1.5	<0.50	<1.0	<10	<2.0	<2.0	<2.0
GMW-18	05/11/20	SGI	<100	**1,600**	<0.50	<0.50	**0.55**	**1.9**	<0.50	<1.2	**11**	<2.0	<2.0	<2.0

APPENDIX D

HISTORICAL ANALYTICAL RESULTS FOR TPH, BTEX COMPOUNDS, 1,2-DCA, AND FUEL OXYGENATES IN GROUNDWATER, NOVEMBER 1996 THROUGH NOVEMBER 2022

Defense Fuel Support Point Norwalk

15306 Norwalk Boulevard, Norwalk, California 90650

Well	Date	Sampled By	TPH-g (µg/L)	TPH-d (µg/L)	Benzene (µg/L)	Toluene (µg/L)	Ethyl-benzene (µg/L)	Xylenes (µg/L)	1,2-DCA (µg/L)	MTBE (µg/L)	TBA (µg/L)	DIPE (µg/L)	ETBE (µg/L)	TAME (µg/L)
GMW-18	10/26/20	SGI	**120**	**380**	**1.7**	<0.50	<0.50	<1.5	<0.50	<1.2	<10	<2.0	<2.0	<2.0
GMW-18	05/07/21	SGI/Apex	<100	**220**	<0.50	<0.50	<0.50	<1.5	<0.50	<1.2	<10	<2.0	<2.0	<2.0
GMW-18	11/08/21	SGI/Apex	<100	**250**	<0.50	<0.50	<0.50	<1.5	<0.50	<1.2	<10	<2.0	<2.0	<2.0
GMW-18	05/16/22	SGI/Apex	<100	**430**	<0.50	<0.50	<0.50	<1.0	<0.50	<1.2	<10	<2.0	<2.0	<2.0
GMW-18	11/07/22	SGI/Apex	<100	**140**	<0.50	<0.50	<0.50	<1.5	<0.50	<1.2	<10	<2.0	<2.0	<2.0
GMW-19	11/27/96	GSI	**3,000**	<500	**85**	<2.5	**23**	<5	-----	-----	-----	-----	-----	-----
GMW-19	07/10/97	GTI	<50	<50	**2.5**	<1	<1	<2	-----	-----	-----	-----	-----	-----
GMW-19	01/07/98	GTI	<500	<100	<0.30	<0.30	<0.30	<0.60	-----	-----	-----	-----	-----	-----
GMW-19	05/21/98	BBC	<300	-----	<0.30	<0.30	<0.30	<0.60	-----	-----	-----	-----	-----	-----
GMW-19	11/06/98	GTI	<300	-----	<0.30	<0.30	<0.30	<0.60	-----	-----	-----	-----	-----	-----
GMW-19	05/27/99	GTI	<300	-----	<0.30	<0.30	<0.30	<0.60	-----	-----	-----	-----	-----	-----
GMW-19	11/18/99	IT Corporation	<300	-----	<0.30	<0.30	<0.30	<0.60	-----	-----	-----	-----	-----	-----
GMW-19	05/17/00	IT Corporation	<300	-----	**0.47**	**0.45**	<0.30	**0.95**	-----	-----	-----	-----	-----	-----
GMW-19	12/01/00	IT Corporation	<300	-----	<0.30	<0.30	<0.30	<0.60	-----	<5	-----	-----	-----	-----
GMW-19	05/09/01	IT Corporation	<300	-----	<0.30	<0.30	<0.30	<0.60	-----	<5	-----	-----	-----	-----
GMW-19	11/08/01	IT Corporation	<300	-----	<0.30	<0.30	<0.30	<0.60	-----	<5	-----	-----	-----	-----
GMW-19	04/11/02	IT Corporation	<300	-----	<0.30	<0.30	<0.30	<0.60	-----	<5	-----	-----	-----	-----
GMW-19	10/23/02	GTI	<300	-----	<0.30	<0.30	<0.30	<0.30	-----	<5	-----	-----	-----	-----
GMW-19	04/14/03	GTI	-----	-----	<1	<1	<1	<2	-----	<3	-----	-----	-----	-----
GMW-19	10/10/03	BT for Parsons	-----	-----	<0.30	<0.30	<0.30	<0.30	-----	**15**	-----	-----	-----	-----
GMW-19	04/21/04	BT for Parsons	-----	-----	<0.50	<1	<1	<1	-----	**28**	-----	-----	-----	-----
GMW-19	11/04/04	BT for Parsons	-----	-----	<0.30	<0.30	<0.30	<0.30	-----	<5	-----	-----	-----	-----
GMW-19	05/06/05	BT for Parsons	-----	-----	<0.30	<0.30	<0.30	**0.69**	-----	<5	-----	-----	-----	-----
GMW-19	11/08/05	BT for Parsons	-----	-----	**0.52**	**0.71**	**0.40**	**2.0**	-----	<5	-----	-----	-----	-----
GMW-19	05/04/06	BT for Parsons	-----	-----	<0.30	<0.30	<0.30	<0.30	-----	<5	-----	-----	-----	-----
GMW-19	12/08/06	BT for Parsons	-----	-----	<0.50	<0.50	<0.50	<1	-----	<5	-----	-----	-----	-----
GMW-19	05/03/07	BT for Parsons	-----	-----	<0.50	<0.50	<0.50	<1	-----	<5	-----	-----	-----	-----
GMW-19	11/15/07	BT for Parsons	-----	-----	**0.50**	<0.50	<0.50	<1	-----	<5	-----	-----	-----	**-----**
GMW-19	04/17/08	BT for Parsons	-----	-----	<0.50	<0.50	<0.50	<1	-----	<5	-----	-----	-----	**-----**
GMW-19	10/16/08	BT for Parsons	-----	-----	**0.60**	<0.50	<0.50	<0.50	<0.50	<0.50	<10	<2	<2	<2
GMW-19	04/23/09	BT for Parsons	-----	-----	**0.70**	<0.50	<0.50	<0.50	-----	**0.67**	-----	<0.50	<0.50	<0.50
GMW-19	10/20/09	BT for Parsons	-----	-----	**3.8**	<0.50	<0.50	<0.50	<0.50	**1.5**	<10	<2	<2	<2
GMW-19	04/16/10	BT for Parsons	-----	-----	**130**	<0.50	**0.66**	<0.50	-----	**21**	**12**	<2	<2	**0.52 J**
GMW-19	10/08/10	BT for Parsons	-----	-----	**2.4**	-----	-----	-----	<0.50	**2.7**	<10	-----	-----	**-----**
GMW-19	10/10/11	Parsons	-----	-----	<0.50	<0.50	<0.50	<0.50	<0.50	<0.50	<10	<2	<2	<2
GMW-19	04/18/12	Parsons	-----	-----	**3.8**	<0.50	<0.50	<0.50	<0.50	**0.88**	<10	<2	<2	<2
GMW-19	10/15/12	Parsons	-----	-----	<0.50	<0.50	<0.50	<0.50	<0.50	**1.1**	<10	<2	<2	<2
GMW-19	04/10/13	Parsons	-----	**1200 b**	**35**	**0.38 J**	<0.50	**0.35 J**	<0.50	**58**	**22**	<2	<2	<2
GMW-19	10/07/13	Parsons	<100	<100	**0.81**	<0.50	<0.50	<0.50	<0.50	**2.3**	<10	<2	<2	<2
GMW-19	04/14/14	Parsons	<100	<100	**2.8**	<0.50	<0.50	<0.50	<0.50	**0.83**	<10	<2	<2	<2
GMW-19	10/28/14	SGI	<100	**130**	<0.50	<0.50	<0.50	<1.5	<0.50	<2.0	<10	<2.0	<2.0	<2.0
GMW-19	10/28/14	SGI	<100	**120**	<0.50	<0.50	<0.50	<1.5	<0.50	<2.0	<10	<2.0	<2.0	<2.0
GMW-19	04/28/15	SGI	**490**	**1,000**	**90**	<0.50	**0.50**	**0.55**	<0.50	**20**	**12**	<2.0	<2.0	<2.0
GMW-19	10/23/15	SGI	<100	**390**	**9.2**	<0.50	<0.50	<1.5	<0.50	**17**	<10	<2.0	<2.0	<2.0
GMW-19	04/21/17	SGI	<100	<100	<0.50	<0.50	<0.50	<1.5	<0.50	<1.0	<10	<2.0	<2.0	<2.0
GMW-19	10/03/17	SGI	<100	**210**	<0.50	<0.50	<0.50	<1.5	<0.50	**1.5**	<10	<2.0	<2.0	<2.0
GMW-19	04/18/18	SGI	<100	**160**	**2.2**	<0.50	<0.50	<1.5	<0.50	**3.4**	<10	<2.0	<2.0	<2.0
GMW-19	11/06/18	SGI	**220**	**180**	**58**	<0.50	<0.50	<1.5	<0.50	<1.0	<10	<2.0	<2.0	<2.0
DUPE-2 (GMW-19)	11/06/18	SGI	**220**	**130**	**45**	<0.50	<0.50	<1.5	<0.50	<1.0	<10	<2.0	<2.0	<2.0
GMW-19	04/22/19	SGI	**160**	**200**	**95**	<0.50	<0.50	<1.5	<0.50	**2.5**	<10	<2.0	<2.0	<2.0
DUPE (GMW-19)	04/22/19	SGI	**170**	**190**	**94**	<0.50	<0.50	<1.5	<0.50	**2.5**	<10	<2.0	<2.0	<2.0

APPENDIX D

HISTORICAL ANALYTICAL RESULTS FOR TPH, BTEX COMPOUNDS, 1,2-DCA, AND FUEL OXYGENATES IN GROUNDWATER, NOVEMBER 1996 THROUGH NOVEMBER 2022

Defense Fuel Support Point Norwalk

15306 Norwalk Boulevard, Norwalk, California 90650

Well	Date	Sampled By	TPH-g (µg/L)	TPH-d (µg/L)	Benzene (µg/L)	Toluene (µg/L)	Ethyl-benzene (µg/L)	Xylenes (µg/L)	1,2-DCA (µg/L)	MTBE (µg/L)	TBA (µg/L)	DIPE (µg/L)	ETBE (µg/L)	TAME (µg/L)
GMW-19	11/06/19	SGI	<100	<100	**1.5**	<0.50	<0.50	<1.5	<0.50	<1.2	<10	<2.0	<2.0	<2.0
GMW-19	05/06/20	SGI	<100	**170**	**17**	<0.50	<0.50	<1.5	<0.50	**4.8**	<10	<2.0	<2.0	<2.0
GMW-19 (DUP)	05/06/20	SGI	<100	**180**	**18**	<0.50	<0.50	<1.5	<0.50	**4.8**	<10	<2.0	<2.0	<2.0
GMW-19	10/23/20	SGI	<100	**140**	**2.3**	<0.50	<0.50	<1.5	<0.50	**2.3**	<10	<2.0	<2.0	<2.0
GMW-19	05/06/21	SGI/Apex	**150**	**420**	**52**	<0.50	<0.50	<1.5	<0.50	**4.2**	<10	<2.0	<2.0	<2.0
DUP-4 (GMW-19)	05/06/21	SGI/Apex	**160**	**390**	**51**	<0.50	<0.50	<1.5	<0.50	**4.5**	<10	<2.0	<2.0	<2.0
GMW-19	11/08/21	SGI/Apex	<100	**250**	<0.50	<0.50	<0.50	<1.5	<0.50	<1.2	<10	<2.0	<2.0	<2.0
GMW-19	05/16/22	SGI/Apex	<100	**190**	**6.4**	<0.50	<0.50	<1.0	<0.50	**1.2**	<10	<2.0	<2.0	<2.0
GMW-19	11/03/22	SGI/Apex	<100	<100	<0.50	<0.50	<0.50	<1.5	<0.50	<1.2	<10	<2.0	<2.0	<2.0
GMW-20	11/27/96	GSI	**1,100**	<500	<2.5	<2.5	<2.5	<5	<2.5	-----	-----	-----	-----	-----
GMW-20	07/10/97	GTI	**160**	**1,400**	<5	<5	<5	<5	<5	<5	-----	-----	-----	-----
GMW-20	01/06/98	GTI	<500	**1,100**	<0.50	<0.50	<0.50	<1	<0.50	<0.50	-----	-----	-----	-----
GMW-20	05/21/98	BBC	**400**	-----	<0.30	<0.50	<0.50	<0.10	<0.50	<0.50	-----	-----	-----	-----
GMW-20	11/05/98	GTI	<300	-----	<0.50	<0.50	<0.50	<0.50	<0.50	<0.50	-----	-----	-----	-----
GMW-20	05/27/99	GTI	<300	-----	<0.50	<0.50	<0.50	<0.50	<0.50	<0.50	-----	-----	-----	-----
GMW-20	11/18/99	IT Corporation	<300	-----	<0.50	<0.50	<0.50	<0.50	<0.50	<0.50	-----	-----	-----	-----
GMW-20	05/17/00	IT Corporation	<300	-----	<0.50	<0.50	<0.50	<0.50	<0.50	<0.50	-----	-----	-----	-----
GMW-20	11/30/00	IT Corporation	<300	-----	<0.50	<0.50	<0.50	<0.50	<0.50	**0.50**	-----	-----	-----	-----
GMW-20	05/09/01	IT Corporation	<300	-----	<0.50	<0.50	<0.50	<0.50	<0.50	<0.50	-----	-----	-----	-----
GMW-20	11/07/01	IT Corporation	<300	-----	<0.50	<0.50	<0.50	<0.50	<0.50	<0.50	-----	-----	-----	-----
GMW-20	04/11/02	IT Corporation	<300	-----	<0.50	<0.50	<0.50	<0.50	<0.50	<0.50	-----	-----	-----	-----
GMW-20	04/24/15	SGI	<100	<100	<0.50	<0.50	<0.50	<1.5	<0.50	<2.0	<10	<2.0	<2.0	<2.0
GMW-20	10/20/15	SGI	<100	<100	<0.50	<0.50	<0.50	<1.5	<0.50	<2.0	<10	<2.0	<2.0	<2.0
GMW-20	10/05/16	SGI	<100	<100	<0.50	<0.50	<0.50	<1.5	<0.50	<1.0	<10	<2.0	<2.0	<2.0
GMW-20	04/18/17	SGI	<100	<100	<0.50	<0.50	<0.50	<1	<0.50	<1	<10	<2	<2	<2.0
DUP-1 (GMW-20)	04/18/17	SGI	<100	<100	<0.50	<0.50	<0.50	<1	<0.50	<1	<10	<2	<2	<2.0
GMW-21	11/03/14	SGI	**1,500**	**2,500**	**11**	**1.6**	**31**	**165**	<0.50	**3.8**	**24**	<2.0	<2.0	<2
GMW-21	04/29/15	SGI	**300**	**2,200**	**1.1**	<0.50	<0.50	<1.5	<0.50	**2.7**	**24**	<2.0	<2.0	<2
GMW-21	04/29/15	SGI	**300**	**2,100**	**1.1**	<0.50	<0.50	<1.5	<0.50	**3.1**	**29**	<2.0	<2.0	<2.0
GMW-21	04/14/16	SGI	**170**	**1,300**	<0.50	<0.50	<0.50	<1.5	<0.50	**2.8**	<10	<2.0	<2.0	<2.0
GMW-21	10/10/16	SGI	**130**	**2,500**	<0.50	<0.50	<0.50	<1.5	<0.50	**1.5**	<10	<2.0	<2.0	<2.0
GMW-21	04/21/17	SGI	**180**	**3,300**	<0.50	<0.50	<0.50	<1.5	<0.50	<1.0	<10	<2.0	<2.0	<2.0
GMW-21	04/23/18	SGI	<100	**3,700**	<0.50	<0.50	<0.50	<1.5	<0.50	<1.0	**39**	<2.0	<2.0	<2.0
GMW-21	11/12/18	SGI	<100	**4,200**	<0.50	<0.50	<0.50	<1.5	<0.50	<1.0	**11**	<2.0	<2.0	<2.0
DUPE-6 (GMW-21)	11/12/18	SGI	<100	**4,000**	<0.50	<0.50	<0.50	<1.5	<0.50	<1.0	**10**	<2.0	<2.0	<2.0
GMW-21	04/19/19	SGI	<100	**3,000**	<0.50	<0.50	<0.50	<1.5	<0.50	**1.5**	<10	<2.0	<2.0	<2.0
GMW-21	11/06/19	SGI	<100	**4,600**	<0.50	<0.50	<0.50	<1.5	<0.50	<1.2	**21**	<2.0	<2.0	<2.0
GMW-21	05/11/20	SGI	<100	**470**	<0.50	<0.50	<0.50	<1.5	<0.50	<1.2	<10	<2.0	<2.0	<2.0
GMW-21	10/23/20	SGI	<100	**2,600**	<0.50	<0.50	<0.50	<1.5	<0.50	<1.2	<10	<2.0	<2.0	<2.0
GMW-21	05/12/21	SGI/Apex	<100	**570**	<0.50	<0.50	<0.50	<1.5	<0.50	<1.2	<10	<2.0	<2.0	<2.0
GMW-21	11/05/21	SGI/Apex	<100	<100	<0.50	<0.50	<0.50	<1.5	<0.50	<1.2	<10	<2.0	<2.0	<2.0
GMW-21	05/09/22	SGI/Apex	<100	<100	<0.50	<0.50	<0.50	<1.0	<0.50	<1.2	<10	<2.0	<2.0	<2.0
GMW-21	11/02/22	SGI/Apex	<100	<100	<0.50	<0.50	<0.50	<1.5	<0.50	<1.2	<10	<2.0	<2.0	<2.0
GMW-22	10/04/10	Blaine Tech	**4,100**	-----	**1,900**	<10	**55**	**38**	<20	**47**	**1,300**	**50**	<20	<200
GMW-22	10/14/11	CH2M Hill	**28,000**	-----	**13,000**	<100	**470**	**200**	<200	**130**	<2,000	<200	<200	<2
GMW-22	04/20/12	CH2M Hill	**46,000**	**1,300**	**20,000**	<100	**650**	**130**	<200	**140**	<2,000	<200	<200	<200
GMW-22	10/18/12	CHHL	**32,000**	**1,300**	**16,000**	**120**	**420**	**140**	<200	**180**	<2,000	<200	<200	<200
GMW-23	11/08/05	BT for Parsons	-----	-----	<0.30	**0.40**	<0.30	<0.30	-----	<5	-----	-----	-----	**-----**

APPENDIX D

HISTORICAL ANALYTICAL RESULTS FOR TPH, BTEX COMPOUNDS, 1,2-DCA, AND FUEL OXYGENATES IN GROUNDWATER, NOVEMBER 1996 THROUGH NOVEMBER 2022

Defense Fuel Support Point Norwalk

15306 Norwalk Boulevard, Norwalk, California 90650

Well	Date	Sampled By	TPH-g (µg/L)	TPH-d (µg/L)	Benzene (µg/L)	Toluene (µg/L)	Ethyl-benzene (µg/L)	Xylenes (µg/L)	1,2-DCA (µg/L)	MTBE (µg/L)	TBA (µg/L)	DIPE (µg/L)	ETBE (µg/L)	TAME (µg/L)
GMW-23	10/31/14	BT for CH2MHill	**34,000**	**53,000**	**11,000**	**690**	**260**	**2,100**	<100	<50	<1,000	<100	<100	<100
GMW-23	04/23/15	BT for CH2MHill	**37,000**	**240,000**	**2,100**	**870**	**490**	**5,600**	<30	<15	**360**	**46**	<30	<30
GMW-23	10/06/16	BT for CH2MHill	**130**	**6,100**	**2.9**	<0.50	<0.50	<0.50	<0.50	<0.50	**14**	**4.8**	<1.0	<1.0
GMW-23	10/06/17	BT for CH2MHill	**230**	**17,000**	<0.50	<0.50	**1.3**	**1.4**	<0.50	<0.50	**48**	**9.6**	<1.0	<200
GMW-23	04/18/19	BT for Jacobs	**3,100**	**40,000**	<1	<1	**9.4**	**27**	<2	<1	**770**	**46**	<2	<2
GMW-23	11/01/19	BT for Jacobs	**130**	**47,000**	<0.50	<0.50	<0.50	<0.50	<0.50	**0.64**	**320**	**32**	<1.0	<1.0
GMW-24	04/29/11	Blaine Tech	**70,000**	-----	**19,000**	**830**	**1,700**	**4,200**	<200	**530**	<2,000	<200	<200	<200
GMW-24	10/13/11	CH2M Hill	**58,000**	-----	**23,000**	**2,400**	**890**	**2,600**	<200	**490**	<2,000	<200	<200	<1.0
GMW-25	10/08/10	Blaine Tech	**15,000**	-----	**6,900**	<50	**70**	<50	<100	**92**	<1,000	<100	<100	<100
GMW-25	04/14/11	Blaine Tech	**12,000**	-----	**6,800**	<25	<25	<25	<50	**36**	<500	<50	<50	<50
GMW-25	10/13/11	CH2M Hill	<20,000	-----	**9,700**	<100	**220**	<100	<200	<100	<2,000	<200	<200	<200
GMW-25	10/06/16	BT for CH2MHill	**70**	**780**	<0.50	<0.50	<0.50	**1.1**	**0.88**	**0.50**	**18**	**1.2**	<1.0	<1.0
GMW-25	04/20/17	BT for CH2MHill	<500	**3,700**	<2.5	<2.5	<2.5	<2.5	<5	<2.5	<50	<5	<5	<5
GMW-25	10/05/17	BT for CH2MHill	**400**	**11,000**	<0.50	<0.50	<0.50	<0.50	**1.0**	**0.64**	**23**	**1.5**	<1.0	<1.0
GMW-25	04/19/18	BT for Jacobs	**950**	**14,000**	<0.50	<0.50	<0.50	<0.50	<0.50	**1.2**	**11**	<1	<1	<1
GMW-25	11/09/18	BT for Jacobs	**81**	**4,300**	<0.50	<0.50	<0.50	<0.50	<0.50	**0.50**	<10	<1.0	<1.0	<1.0
GMW-25	04/19/19	BT for Jacobs	**170**	**4,100**	<0.50	<0.50	<0.50	<0.50	<0.50	<0.50	<10	<1	<1	<1
GMW-25	11/01/19	BT for Jacobs	**98**	**2,600**	<0.50	<0.50	<0.50	<0.50	<0.50	<0.50	<10	<1.0	<1.0	<1.0
GMW-25	05/11/20	BT for Jacobs	**56**	**4,000**	<0.50	<0.50	<0.50	<0.50	<0.50	<0.50	<10	<1.0	<1.0	<1.0
GMW-25	11/06/20	BT for Jacobs	<50	**420**	<0.50	<0.50	<0.50	<0.50	<0.50	<0.50	<10	<1.0	<1.0	<1.0
GMW-25	05/05/21	BT for Jacobs	<50	**1,100**	<0.50	<0.50	<0.50	<0.50	<0.50	**0.57**	<10	<1.0	<1.0	<1.0
GMW-25	11/03/21	BT for Jacobs	**64**	**3,100**	<0.50	<0.50	<0.50	<0.50	<0.50	**0.75**	<10	<1.0	<1.0	<1.0
GMW-25	05/13/22	BT for Jacobs	<50	**970**	<0.50	<0.50	<0.50	<0.50	<0.50	**1.1**	<10	<1.0	<1.0	<1.0
GMW-25	11/03/22	BT for Jacobs	<50	**340**	<0.50	<0.50	<0.50	<0.50	<0.50	<0.50	<10	**1.5**	<1.0	<1.0
GMW-26	11/27/96	Terra Services	-----	-----	**46**	**2.7**	**18**	**8.8**	**110**	**950**	-----	-----	-----	-----
GMW-26	07/10/97	Terra Services	**430**	<500	**100**	**2.1**	**6.9**	**5.9**	**67**	**760**	-----	-----	-----	-----
GMW-26	01/08/98	Terra Services	**200**	<500	**23**	**11**	**5.0**	<15	**64**	**1,200**	-----	-----	-----	-----
GMW-26	05/22/98	Terra Services	**500**	-----	<0.30	<0.50	<0.50	<0.10	**260**	**460**	-----	-----	-----	-----
GMW-26	11/17/98	Alton Geoscience	**1,810**	-----	**310**	<5	**8.0**	<5	<5	**3,460**	-----	-----	-----	-----
GMW-26	05/07/99	Alton Geoscience	**2,300**	<500	**490**	**26**	**70**	**140**	<5	**6,100**	-----	-----	-----	-----
GMW-26	11/19/99	Secor	**6,700**	-----	**3,700**	**160**	**42**	**530**	<25	**8,500**	-----	-----	-----	-----
GMW-26	05/16/00	Secor	**2,000**	-----	**1.9**	<0.50	<0.50	<0.50	**0.80**	**82**	-----	-----	-----	-----
GMW-26	11/30/00	Secor	**780**	-----	<0.50	<0.50	<0.50	<0.50	**3.1**	**17**	-----	-----	-----	-----
GMW-26	05/08/01	Secor	**300**	-----	<0.50	<0.50	<0.50	<0.50	**13**	**390**	-----	-----	-----	-----
GMW-26	11/06/01	Secor	<300	-----	**0.70**	<0.50	<0.50	<0.50	**75**	**130**	-----	-----	-----	-----
GMW-26	04/09/02	Secor	<300	-----	<0.50	<0.50	<0.50	<0.50	**57**	**130**	-----	-----	-----	-----
GMW-26	07/07/03	Geomatrix	-----	-----	<0.50	<1	<1	<1	**1.2**	**61**	-----	-----	-----	-----
GMW-26	04/27/04	Geomatrix	**63**	-----	<0.50	<0.50	<0.50	<0.50	**16**	**59**	-----	-----	-----	-----
GMW-26	07/08/04	Geomatrix	**62**	-----	<0.50	<0.50	<0.50	<0.50	**17**	**27**	-----	-----	-----	-----
GMW-26	04/23/15	BT for CH2MHill	<50	<50	<0.50	<0.50	<0.50	<0.50	**1.1**	<0.50	<10	**1.3**	<1.0	<1.0
GMW-26	10/26/15	BT for CH2MHill	<50	<50	<0.50	<0.50	<0.50	<0.50	**0.80**	<0.50	<10	<1.0	<1.0	<1.0
GMW-26	04/14/16	BT for CH2MHill	<50	**76**	<0.50	<0.50	<0.50	<0.50	**1.1**	**0.72**	<10	**1.4**	<1.0	<1.0
GMW-26	10/06/16	BT for CH2MHill	<50	<50	<0.50	<0.50	<0.50	<0.50	**2.3**	**0.64**	<10	**2.0**	<1.0	<1.0
GMW-26	04/18/17	BT for CH2MHill	<50	<50	<0.50	<0.50	<0.50	<0.50	**0.66**	<0.50	<10	<1.0	<1.0	<1.0
GMW-26	10/05/17	BT for CH2MHill	<50	<50	<0.50	<0.50	<0.50	<0.50	**1.4**	<0.50	**12**	**2.6**	<1.0	<1.0
GMW-26	04/18/18	BT for Jacobs	<50	<50	<0.50	<0.50	<0.50	<0.50	<0.50	<0.50	<10	**2.2**	<1	<1
GMW-26	11/08/18	BT for Jacobs	<50	<50	<0.50	<0.50	<0.50	<0.50	<0.50	<0.50	<10	<1.0	<1.0	<1.0
GMW-26	04/18/19	BT for Jacobs	<50	<50	<0.50	<0.50	<0.50	<0.50	<0.50	**0.5**	**28**	**7.4**	<1	<1
GMW-26	11/01/19	BT for Jacobs	<50	<50	<0.50	<0.50	<0.50	<0.50	<0.50	<0.50	<10	<1.0	<1.0	<1.0

APPENDIX D

HISTORICAL ANALYTICAL RESULTS FOR TPH, BTEX COMPOUNDS, 1,2-DCA, AND FUEL OXYGENATES IN GROUNDWATER, NOVEMBER 1996 THROUGH NOVEMBER 2022

Defense Fuel Support Point Norwalk

15306 Norwalk Boulevard, Norwalk, California 90650

Well	Date	Sampled By	TPH-g (µg/L)	TPH-d (µg/L)	Benzene (µg/L)	Toluene (µg/L)	Ethyl-benzene (µg/L)	Xylenes (µg/L)	1,2-DCA (µg/L)	MTBE (µg/L)	TBA (µg/L)	DIPE (µg/L)	ETBE (µg/L)	TAME (µg/L)
GMW-26	05/11/20	BT for Jacobs	<50	<50	<0.50	<0.50	<0.50	<0.50	<0.50	<0.50	<10	<1.0	<1.0	<1.0
GMW-26	11/05/20	BT for Jacobs	<50	<50	<0.50	<0.50	<0.50	<0.50	<0.50	<0.50	<10	<1.0	<1.0	<1.0
GMW-26	05/06/21	BT for Jacobs	<50	<50	<0.50	<0.50	<0.50	<0.50	<0.50	<0.50	<10	<1.0	<1.0	<1.0
GMW-26	11/02/21	BT for Jacobs	<50	<50	<0.50	<0.50	<0.50	<0.50	<0.50	<0.50	<10	<1.0	<1.0	<1.0
GMW-26	05/11/22	BT for Jacobs	<50	<50	<0.50	<0.50	<0.50	<0.50	<0.50	<0.50	<10	<1.0	<1.0	<1.0
GMW-26	11/02/22	BT for Jacobs	<50	<50	<0.50	<0.50	<0.50	<0.50	**0.95**	<0.50	<10	**2.0**	<1.0	<1.0
GMW-27	05/27/98	Terra Services	**2,800**	-----	**940**	**6.0**	**4.0**	**11**	**76**	**1,570**	-----	-----	-----	-----
GMW-27	11/17/98	Alton Geoscience	**4,220**	-----	**3,200**	<50	<50	<50	<50	**530**	-----	-----	-----	-----
GMW-27	05/07/99	Alton Geoscience	**6,300**	<500	**3,600**	**16**	**11**	<10	<25	**720**	-----	-----	-----	-----
GMW-27	11/18/99	Secor	**3,300**	-----	**1,100**	<25	<25	<25	<25	**1,000**	-----	-----	-----	-----
GMW-27	05/16/00	Secor	**5,500**	-----	**2,600**	<25	**25**	**34**	<25	**1,800**	-----	-----	-----	-----
GMW-27	11/30/00	Secor	**4,900**	-----	**2,100**	<25	<25	<25	<25	**1,600**	-----	-----	-----	-----
GMW-27	05/08/01	Secor	**5,300**	-----	**2,600**	<25	<25	<25	<25	**2,200**	-----	-----	-----	-----
GMW-27	11/06/01	Secor	**4,100**	-----	**1,600**	**6.4**	**6.7**	**28**	<0.50	**1,900**	-----	-----	-----	-----
GMW-27	04/09/02	Secor	**4,900**	-----	**2,300**	<10	**15**	<10	<10	**1,800**	-----	-----	-----	-----
GMW-27	10/23/02	Secor	**590**	-----	**1,800**	**13**	<10	**13**	<10	**1,400**	-----	-----	-----	-----
GMW-27	04/08/03	Secor	**4,600**	-----	**2,700**	<15	<15	**17**	<30	**2,000**	-----	-----	-----	-----
GMW-27	10/07/03	Secor	**10,000**	-----	**4,400**	<20	**47**	**120**	<40	**1,800**	-----	-----	-----	-----
GMW-27	01/27/04	Secor	**8,100**	-----	**3,600**	**19**	**29**	**115**	<30	**1,500**	-----	-----	-----	-----
GMW-27	04/21/04	Secor	**13,000**	-----	**6,200**	<25	**51**	<25	<50	**2,500**	-----	-----	-----	-----
GMW-27	07/08/04	Geomatrix	**1,900**	-----	**260**	<2.5	<2.5	<2.5	<5	**790**	-----	-----	-----	-----
GMW-27	11/03/04	Secor	**21,000**	-----	**8,800**	<50	**53**	**170**	<100	**700**	-----	-----	-----	-----
GMW-27	05/06/05	Secor	**1,100**	-----	**440**	<2.5	<2.5	**4.3**	<5	**42**	-----	-----	-----	-----
GMW-27	11/03/05	Secor	**4,100**	-----	**2,000**	<10	<10	**17**	<20	**250**	-----	-----	-----	-----
GMW-27	05/09/06	Secor	**5,500**	-----	**2,800**	<15	**22**	<15	<30	**180**	-----	-----	-----	-----
GMW-27	12/06/06	Secor	**12,000**	-----	**6,400**	<50	**120**	<50	<100	**210**	-----	-----	-----	-----
GMW-27	05/02/07	Secor	**13,000**	-----	**7,400**	<50	<50	<50	<100	**230**	-----	-----	-----	-----
GMW-27	11/13/07	Secor	**11,000**	-----	**6,000**	<25	<25	<25	<50	**57**	-----	-----	-----	-----
GMW-27	04/18/08	Secor	**380**	-----	**130**	<1.5	<1.5	<1.5	<3	**21**	-----	-----	-----	-----
GMW-27	08/14/08	Secor	**1,000**	-----	**280**	<1.5	**1.5**	**1.6**	<3	**17**	-----	-----	-----	-----
GMW-27	11/21/08	Stantec	**3,100**	-----	**1,100**	<10	<10	<10	<20	**26**	-----	-----	-----	-----
GMW-27	04/20/09	Blaine Tech for AMEC	**100**	-----	**1.8**	<0.50	<0.50	<0.50	<0.50	**4.2**	**450**	**10**	<1	<1
GMW-27	10/22/09	BT for Parsons	**130**	-----	<0.50	<0.50	<0.50	<0.50	<0.50	**5.7**	**830**	**17**	<1	<1
GMW-27	05/27/10	Blaine Tech	**95**	-----	<0.50	<0.50	<0.50	<0.50	<0.50	**2.6**	<10	**10**	<1	<1
GMW-27	10/07/10	Blaine Tech	**130**	-----	**1.9**	<0.50	<0.50	<0.50	<0.50	**6.2**	**900**	**17**	<1	<1
GMW-27	04/13/11	Blaine Tech	<100	-----	<0.50	<0.50	<0.50	<0.50	<1	**0.91**	**480**	**12**	<1	<1
GMW-27	10/12/11	CH2M Hill	<50	-----	<0.50	<0.50	<0.50	<0.50	<0.50	**0.99**	**300**	**6.0**	<1	<1
GMW-27	04/19/12	CH2M Hill	<50	<50	<0.50	<0.50	<0.50	<0.50	<0.50	**0.54**	**380**	**6.8**	<1	<1
GMW-27	10/18/12	CHHL	<50	<50	<0.50	<0.50	<0.50	<0.50	<0.50	<0.50	**300**	**5.0**	<1	<1
GMW-27	04/11/13	CHHL	<100	<50	<0.50	<0.50	<0.50	<0.50	<1	**0.57**	**380**	**7.8**	<1	<1
GMW-27	10/10/13	CHHL	<50	<50	<0.50	<0.50	<0.50	<0.50	<0.50	<0.50	**570**	**9.3**	<1	<1
GMW-27	04/16/14	CHHL	<50	<50	<0.50	<0.50	<0.50	<0.50	<0.50	<0.50	**460**	**6.9**	<1	<1
GMW-27	10/30/14	BT for CH2MHill	<50	<50	<0.50	<0.50	<0.50	<0.50	<0.50	<0.50	**260**	**6.7**	<1.0	<1.0
GMW-27	10/30/14	BT for CH2MHill	<100	<50	<0.50	<0.50	<0.50	<0.50	<0.50	<0.50	**340**	**6.4**	<1.0	<1.0
GMW-28	05/07/99	Alton Geoscience	**43,000**	<500	**22,000**	**780**	**1,400**	**3,000**	<130	**1,900**	-----	-----	-----	-----
GMW-28	05/17/00	Secor	**19,000**	-----	**9,600**	<50	**370**	**160**	<50	**1,300**	-----	-----	-----	-----
GMW-28	11/28/00	Secor	**26,000**	-----	**13,000**	**53**	**650**	**1,139**	<0.50	**1,600**	-----	-----	-----	-----
GMW-28	05/08/01	Secor	**30,000**	-----	**15,000**	**190**	**660**	**310**	<5	**4,000**	-----	-----	-----	-----
GMW-28	11/06/01	Secor	**20,000**	-----	**14,000**	**51**	**460**	**241**	<0.50	**3,200**	-----	-----	-----	-----
GMW-28	04/09/02	Secor	**24,000**	-----	**9,100**	**79**	**320**	**110**	<50	**1,200**	-----	-----	-----	-----

APPENDIX D

HISTORICAL ANALYTICAL RESULTS FOR TPH, BTEX COMPOUNDS, 1,2-DCA, AND FUEL OXYGENATES IN GROUNDWATER, NOVEMBER 1996 THROUGH NOVEMBER 2022

Defense Fuel Support Point Norwalk

15306 Norwalk Boulevard, Norwalk, California 90650

Well	Date	Sampled By	TPH-g (µg/L)	TPH-d (µg/L)	Benzene (µg/L)	Toluene (µg/L)	Ethyl-benzene (µg/L)	Xylenes (µg/L)	1,2-DCA (µg/L)	MTBE (µg/L)	TBA (µg/L)	DIPE (µg/L)	ETBE (µg/L)	TAME (µg/L)
GMW-28	07/07/03	Geomatrix	-----	-----	**18,000**	**140**	**800**	**450**	<50	**530**	-----	-----	-----	-----
GMW-28	04/28/04	Geomatrix	**40,000**	-----	**22,000**	**180**	**1,200**	**570**	<200	**280**	-----	-----	-----	**-----**
GMW-28	07/08/04	Geomatrix	**46,000**	-----	**20,000**	**120**	**1,000**	**560**	<200	**280**	-----	-----	-----	**-----**
GMW-28	10/31/14	BT for CH2MHill	**330**	**170**	**23**	<0.50	<0.50	<0.50	<0.50	**82**	**38**	**26**	<1.0	<1.0
GMW-28	04/21/15	BT for CH2MHill	**1,200**	**120**	**670**	<5.0	<5.0	<5.0	<10	**100**	<100	**25**	<10	<10
GMW-28	10/26/15	BT for CH2MHill	**280**	**360**	**3.3**	<0.50	<0.50	**2.7**	<0.50	**73**	**20**	**18**	<1.0	<1.0
GMW-28	04/15/16	BT for CH2MHill	**600**	**89**	**370**	<2	**4.5**	<2	<4	**25**	<40	**8.6**	<4	<4
GMW-28	10/06/16	BT for CH2MHill	<50	<50	<0.50	<0.50	<0.50	<0.50	<0.50	**1.6**	**46**	**19**	<1.0	<1.0
GMW-28	04/19/17	BT for CH2MHill	<50	<100	**0.69**	<0.50	<0.50	<0.50	<0.50	**4.8**	**32**	**5.2**	<1.0	<1.0
GMW-28	10/05/17	BT for CH2MHill	<50	<50	<0.50	<0.50	<0.50	<0.50	<0.50	**0.88**	**110**	**24**	<1.0	<1.0
GMW-28	04/19/18	BT for Jacobs	**60**	**120**	<0.50	<0.50	<0.50	<0.50	<0.50	**1.4**	**360**	**42**	<1	<1
GMW-28	11/09/18	BT for Jacobs	**83**	<50	**0.72**	<0.50	<0.50	<0.50	<0.50	**1.1**	**270**	**40**	<1.0	**2.7**
GMW-28	04/18/19	BT for Jacobs	**58**	**86**	<0.50	<0.50	<0.50	<0.50	**0.88**	**1.5**	**460**	**37**	<1	<1
GMW-28	11/01/19	BT for Jacobs	**87**	**390**	<0.50	<0.50	<0.50	<0.50	<0.50	**1.0**	**500**	**41**	<1.0	<1.0
GMW-28	05/07/20	BT for Jacobs	<50	<50	<0.50	<0.50	<0.50	<0.50	<0.50	<0.50	**15**	**6.0**	<1.0	<1.0
GMW-28	11/05/20	BT for Jacobs	<50	**150**	<0.50	<0.50	<0.50	<0.50	<0.50	<0.50	**31**	**2.5**	<1.0	<1.0
GMW-28	05/06/21	BT for Jacobs	<50	<50	<0.50	<0.50	<0.50	<0.50	<0.50	<0.50	**24**	**1.8**	<1.0	<1.0
GMW-28	11/03/21	BT for Jacobs	<50	<50	<0.50	<0.50	<0.50	<0.50	<0.50	**0.51**	<10	<1.0	<1.0	<1.0
GMW-28	05/12/22	BT for Jacobs	<50	<50	<0.50	<0.50	<0.50	<0.50	<0.50	**0.56**	<10	<1.0	<1.0	<1.0
GMW-28	11/02/22	BT for Jacobs	<50	<50	<0.50	<0.50	<0.50	<0.50	<0.50	**1.3**	<10	**2.0**	<1.0	<1.0
GMW-29	11/28/00	Secor	**1,600**	-----	**170**	**97**	**8.0**	**300**	<0.50	**54**	-----	-----	-----	-----
GMW-29	05/08/01	Secor	**2,200**	-----	**1,300**	**59**	**21**	**30**	<0.50	<0.50	-----	-----	-----	-----
GMW-29	04/09/02	Secor	**13,000**	-----	**5,400**	**4,500**	**240**	**1,120**	<1	**34**	-----	-----	-----	-----
GMW-29	07/08/03	Geomatrix	-----	-----	**4,100**	**670**	**410**	**880**	<25	<50	-----	-----	-----	-----
GMW-29	04/28/04	Geomatrix	**40,000**	-----	**8,700**	**6,000**	**910**	**2,800**	<200	<100	-----	-----	-----	-----
GMW-29	07/08/04	Geomatrix	**45,000**	-----	**8,900**	**6,500**	**900**	**4,000**	<100	<50	-----	-----	-----	-----
GMW-30	04/15/16	BT for CH2MHill	**14,000**	**2,400**	**3,600**	**16**	**85**	**860**	<30	<15	<300	<30	<30	<30
GMW-30	10/07/16	BT for CH2MHill	**360**	**3,600**	**24**	**0.60**	**2.6**	**3.0**	**1.2**	**2.3**	**27**	**6.0**	<1.0	<1.0
GMW-30	10/06/17	BT for CH2MHill	**280**	**3,500**	**28**	<0.50	**1.7**	**4.6**	<0.50	**1.2**	**28**	**4.9**	<1.0	<1.0
GMW-30	04/20/18	BT for Jacobs	**230**	**1,300**	**7.0**	<0.50	<0.50	**10**	<0.50	**1.3**	**45**	**8.8**	<1	<1
GMW-30	04/19/19	BT for Jacobs	**99**	**4,000**	**2.5**	<0.50	<0.50	<0.50	<0.50	**0.86**	**31**	**7.9**	<1	<1
GMW-30	11/01/19	BT for Jacobs	<50	**1,300**	<0.50	<0.50	<0.50	<0.50	<0.50	**1.1**	**20**	**6.2**	<1.0	<1.0
GMW-30	05/11/20	BT for Jacobs	<100	**1,700**	**3.7**	<0.50	<0.50	<0.50	<0.50	<0.50	<10	**1.3**	<1.0	<1.0
GMW-30	11/06/20	BT for Jacobs	<50	**1,100**	<0.50	<0.50	<0.50	<0.50	<0.50	<0.50	<10	<1.0	<1.0	<1.0
GMW-31	11/27/96	GSI	**1,100**	<500	<2.5	<2.5	<2.5	<5	-----	-----	-----	-----	-----	-----
GMW-31	07/10/97	GTI	**55**	**550**	**2.0**	<1	<1	<2	-----	-----	-----	-----	-----	-----
GMW-31	01/07/98	GTI	<500	<100	**1.6**	<0.30	<0.30	<0.60	-----	-----	-----	-----	-----	-----
GMW-31	05/21/98	BBC	<300	-----	<0.30	<0.30	<0.30	<0.60	-----	-----	-----	-----	-----	-----
GMW-31	11/06/98	GTI	<300	-----	**4.8**	<0.30	**3.5**	<0.60	-----	-----	-----	-----	-----	-----
GMW-31	05/27/99	GTI	<300	-----	<0.30	<0.30	**0.52**	<0.60	-----	-----	-----	-----	-----	-----
GMW-31	11/18/99	IT Corporation	<300	-----	<0.30	<0.30	<0.30	<0.60	-----	-----	-----	-----	-----	-----
GMW-31	05/17/00	IT Corporation	<300	-----	<0.30	<0.30	<0.30	<0.60	-----	-----	-----	-----	-----	-----
GMW-31	12/01/00	IT Corporation	**530**	-----	<0.30	<0.30	<0.30	<0.60	-----	<5	-----	-----	-----	-----
GMW-31	05/10/01	IT Corporation	<300	-----	<0.30	<0.30	<0.30	<0.60	-----	<5	-----	-----	-----	-----
GMW-31	11/07/01	IT Corporation	<300	-----	**0.80**	**0.49**	<0.30	<0.60	-----	**9.9**	-----	-----	-----	-----
GMW-31	04/10/02	IT Corporation	<300	-----	<0.30	<0.30	<0.30	<0.60	-----	<5	-----	-----	-----	-----
GMW-31	10/24/02	GTI	<300	-----	<0.30	**0.49**	<0.30	<0.30	-----	<5	-----	-----	-----	-----
GMW-31	04/14/03	GTI	-----	-----	<1	<1	<1	<2	-----	<3	-----	-----	-----	-----
GMW-31	10/10/03	BT for Parsons	-----	-----	**0.39**	<0.30	<0.30	<0.30	-----	<5	-----	-----	-----	-----

APPENDIX D

HISTORICAL ANALYTICAL RESULTS FOR TPH, BTEX COMPOUNDS, 1,2-DCA, AND FUEL OXYGENATES IN GROUNDWATER, NOVEMBER 1996 THROUGH NOVEMBER 2022

Defense Fuel Support Point Norwalk

15306 Norwalk Boulevard, Norwalk, California 90650

Well	Date	Sampled By	TPH-g (µg/L)	TPH-d (µg/L)	Benzene (µg/L)	Toluene (µg/L)	Ethyl-benzene (µg/L)	Xylenes (µg/L)	1,2-DCA (µg/L)	MTBE (µg/L)	TBA (µg/L)	DIPE (µg/L)	ETBE (µg/L)	TAME (µg/L)
GMW-31	04/22/04	BT for Parsons	-----	-----	<0.30	<0.30	<0.30	<0.30	-----	<5	-----	-----	-----	-----
GMW-31	11/06/04	BT for Parsons	-----	-----	<0.30	<0.30	<0.30	<0.30	-----	<5	-----	-----	-----	-----
GMW-31	05/07/05	BT for Parsons	-----	-----	<0.30	**0.64**	<0.30	<0.30	-----	<5	-----	-----	-----	-----
GMW-31	11/08/05	BT for Parsons	-----	-----	<0.30	<0.30	<0.30	<0.30	-----	<5	-----	-----	-----	-----
GMW-31	05/05/06	BT for Parsons	-----	-----	<0.30	**0.79**	**0.50**	**2.4**	-----	<5	-----	-----	-----	-----
GMW-31	12/08/06	BT for Parsons	-----	-----	<0.50	<0.50	<0.50	<1	-----	<5	-----	-----	-----	-----
GMW-31	05/03/07	BT for Parsons	-----	-----	<0.50	<0.50	<0.50	<1	-----	<5	-----	-----	-----	-----
GMW-31	11/14/07	BT for Parsons	-----	-----	<0.50	<0.50	<0.50	<1	-----	<5	-----	-----	-----	**-----**
GMW-31	04/18/08	BT for Parsons	-----	-----	<0.50	<0.50	<0.50	<1	-----	<5	-----	-----	-----	**-----**
GMW-31	10/17/08	BT for Parsons	-----	-----	<0.50	<0.50	<0.50	<0.50	<0.50	<0.50	<10	<2	<2	<2
GMW-31	04/22/09	BT for Parsons	-----	-----	<0.50	<0.50	<0.50	<0.50	-----	<0.50	-----	<0.50	<0.50	<0.50
GMW-31	10/20/09	BT for Parsons	-----	-----	<0.50	<0.50	<0.50	<0.50	<0.50	**0.57**	<10	<2	<2	<2
GMW-31	04/14/10	BT for Parsons	-----	-----	<0.50	<0.50	<0.50	<0.50	-----	<0.50	**4.6 J**	<2	<2	<2
GMW-31	10/08/10	BT for Parsons	-----	-----	<0.50	-----	-----	-----	<0.50	<0.50	**6.5 J**	-----	-----	**-----**
GMW-31	04/11/11	BT for Parsons	-----	-----	<0.50	<0.50	<0.50	<0.50	<0.50	<0.50	<10	<2	<2	<2
GMW-31	10/10/11	Parsons	-----	-----	<0.50	<0.50	<0.50	<0.50	<0.50	<0.50	<10	<2	<2	<2
GMW-31	04/16/12	Parsons	-----	-----	<0.50	<0.50	<0.50	<0.50	<0.50	<0.50	<10	<2	<2	<2
GMW-31	10/16/12	Parsons	-----	-----	<0.50	<0.50	<0.50	<0.50	<0.50	<0.50	<10	<2	<2	<2
GMW-31	04/08/13	Parsons	-----	**120 b**	<0.50	<0.50	<0.50	<0.50	<0.50	**0.67**	<10	<2	<2	<2
GMW-31	10/07/13	Parsons	<100	**210 HD**	<0.50	<0.50	<0.50	<0.50	<0.50	<0.50	<10	<2	<2	<2
GMW-31	04/14/14	Parsons	<100	**170 HD**	<0.50	<0.50	<0.50	<0.50	<0.50	<0.50	<10	<2	<2	<2
GMW-31	10/29/14	SGI	<100	**160**	<0.50	<0.50	<0.50	<1.5	<0.50	<2.0	<10	<2.0	<2.0	<2.0
GMW-31	04/28/15	SGI	<100	**340**	<0.50	<0.50	<0.50	<1.5	<0.50	<2.0	<10	<2.0	<2.0	<2.0
GMW-31	04/20/17	SGI	<100	**120**	<0.50	<0.50	<0.50	<1.5	<0.50	<1.0	<10	<2.0	<2.0	<2.0
DUP-5 (GMW-31)	04/20/17	SGI	<100	**130**	<0.50	<0.50	<0.50	<1.5	<0.50	<1.0	<10	<2.0	<2.0	<2.0
GMW-31	10/05/17	SGI	<100	**270**	<0.50	<0.50	<0.50	<1.5	<0.50	<1.0	<10	<2.0	<2.0	<2.0
GMW-31	04/19/18	SGI	<100	**150**	<0.50	<0.50	<0.50	<1.5	<0.50	<1.0	<10	<2.0	<2.0	<2.0
GMW-31	11/08/18	SGI	<100	**230**	<0.50	<0.50	<0.50	<1.5	<0.50	<1.0	<10	<2.0	<2.0	<2.0
GMW-31	04/17/19	SGI	<100	<100	<0.50	<0.50	<0.50	<1.5	<0.50	<1.0	<10	<2.0	<2.0	<2.0
GMW-31	10/29/19	SGI	<100	**120**	<0.50	<0.50	<0.50	<1.5	<0.50	<1.2	<10	<2.0	<2.0	<2.0
GMW-31	05/06/20	SGI	<100	<100	<0.50	<0.50	<0.50	<1.5	<0.50	<1.2	<10	<2.0	<2.0	<2.0
GMW-31	10/20/20	SGI	<100	<100	<0.50	<0.50	<0.50	<1.5	<0.50	<1.2	<10	<2.0	<2.0	<2.0
DUP-2 (GMW-31)	10/20/20	SGI	<100	**130**	<0.50	<0.50	<0.50	<1.5	<0.50	<1.2	<10	<2.0	<2.0	<2.0
GMW-31	05/06/21	SGI/Apex	<100	**290**	<0.50	<0.50	<0.50	<1.5	<0.50	<1.2	<10	<2.0	<2.0	<2.0
GMW-31	11/05/21	SGI/Apex	<100	**160**	<0.50	<0.50	<0.50	<1.5	<0.50	<1.2	<10	<2.0	<2.0	<2.0
GMW-31	05/12/22	SGI/Apex	<100	**170**	<0.50	<0.50	<0.50	<1.0	<0.50	<1.2	<10	<2.0	<2.0	<2.0
GMW-31	11/04/22	SGI/Apex	<100	**10,000**	<0.50	<0.50	<0.50	<1.5	<0.50	<1.2	<10	<2.0	<2.0	<2.0
DUP-5 (GMW-31)	11/04/22	SGI/Apex	<100	**15,000**	<0.50	<0.50	<0.50	<1.5	<0.50	<1.2	<10	<2.0	<2.0	<2.0
GMW-32	11/27/96	GSI	**430**	<500	**13**	<0.50	**25**	<1	-----	-----	-----	-----	-----	-----
GMW-32	07/10/97	GTI	**63**	**1,800**	**1.7**	<1	<1	<2	-----	-----	-----	-----	-----	-----
GMW-32	01/06/98	GTI	<500	<100	**0.40**	<0.30	**0.70**	<0.60	-----	-----	-----	-----	-----	-----
GMW-32	05/21/98	BBC	<300	-----	<0.30	<0.30	<0.30	<0.60	-----	-----	-----	-----	-----	-----
GMW-32	11/05/98	GTI	<300	-----	<0.30	<0.30	**0.62**	<0.60	-----	-----	-----	-----	-----	-----
GMW-32	11/06/98	GTI	-----	-----	-----	-----	-----	-----	-----	-----	-----	-----	-----	-----
GMW-32	05/27/99	GTI	<300	-----	**3.1**	<0.30	**5.0**	**1.4**	-----	-----	-----	-----	-----	-----
GMW-32	11/18/99	IT Corporation	<300	-----	**4.3**	<0.30	**6.9**	**1.2**	-----	-----	-----	-----	-----	-----
GMW-32	05/17/00	IT Corporation	**500**	-----	**8.0**	**3.4**	**16**	**14**	-----	-----	-----	-----	-----	-----
GMW-32	11/30/00	IT Corporation	**330**	-----	<0.30	<0.30	**4.2**	<0.60	-----	<5	-----	-----	-----	-----
GMW-32	05/09/01	IT Corporation	**1,000**	-----	**4.7**	<0.30	**1.2**	**2.8**	-----	<5	-----	-----	-----	-----
GMW-32	11/07/01	IT Corporation	**660**	-----	**4.2**	**0.63**	**5.7**	**2.0**	-----	<5	-----	-----	-----	-----
GMW-32	02/01/02	Secor	-----	-----	**0.89**	<0.50	**0.53**	**0.69**	<0.50	**0.77**	-----	-----	-----	-----

APPENDIX D

HISTORICAL ANALYTICAL RESULTS FOR TPH, BTEX COMPOUNDS, 1,2-DCA, AND FUEL OXYGENATES IN GROUNDWATER, NOVEMBER 1996 THROUGH NOVEMBER 2022

Defense Fuel Support Point Norwalk

15306 Norwalk Boulevard, Norwalk, California 90650

Well	Date	Sampled By	TPH-g (µg/L)	TPH-d (µg/L)	Benzene (µg/L)	Toluene (µg/L)	Ethyl-benzene (µg/L)	Xylenes (µg/L)	1,2-DCA (µg/L)	MTBE (µg/L)	TBA (µg/L)	DIPE (µg/L)	ETBE (µg/L)	TAME (µg/L)
GMW-32	04/11/02	IT Corporation	<300	-----	**1.5**	<0.30	**7.2**	<0.60	-----	<5	-----	-----	-----	-----
GMW-32	10/23/02	GTI	<300	-----	<0.30	<0.30	<0.30	<0.30	-----	<5	-----	-----	-----	-----
GMW-32	04/09/03	GTI	-----	-----	<1	**1.2**	<1	<2	-----	<3	-----	-----	-----	-----
GMW-32	10/10/03	BT for Parsons	-----	-----	<0.30	<0.30	<0.30	<0.30	-----	<5	-----	-----	-----	-----
GMW-32	04/21/04	BT for Parsons	-----	-----	**0.52**	<1	<1	<1	-----	<1	-----	-----	-----	-----
GMW-32	11/04/04	BT for Parsons	-----	-----	<0.30	<0.30	<0.30	<0.30	-----	<5	-----	-----	-----	-----
GMW-32	05/06/05	BT for Parsons	-----	-----	**0.31**	**0.64**	<0.30	**0.76**	-----	<5	-----	-----	-----	-----
GMW-32	11/08/05	BT for Parsons	-----	-----	<0.30	**0.41**	<0.30	**0.70**	-----	<5	-----	-----	-----	-----
GMW-32	05/04/06	BT for Parsons	-----	-----	**0.46**	**0.39**	**0.62**	**1.4**	-----	<5	-----	-----	-----	-----
GMW-32	12/08/06	BT for Parsons	-----	-----	<0.50	<0.50	<0.50	<1	-----	<5	-----	-----	-----	-----
GMW-32	05/03/07	BT for Parsons	-----	-----	<0.50	<0.50	<0.50	<1	-----	<5	-----	-----	-----	-----
GMW-32	11/16/07	BT for Parsons	-----	-----	<0.50	<0.50	<0.50	<1	-----	<5	-----	-----	-----	**-----**
GMW-32	04/17/08	BT for Parsons	-----	-----	<0.50	<0.50	<0.50	<1	-----	<5	-----	-----	-----	**-----**
GMW-32	10/16/08	BT for Parsons	-----	-----	<0.50	<0.50	<0.50	<0.50	<0.50	<0.50	<10	<2	<2	<2
GMW-32	04/24/09	BT for Parsons	-----	-----	<0.50	<0.50	<0.50	<0.50	<0.50	<0.50	<10	<2	<2	<2
GMW-32	10/20/09	BT for Parsons	-----	-----	<0.50	<0.50	<0.50	<0.50	<0.50	<0.50	<10	<2	<2	<2
GMW-32	04/16/10	BT for Parsons	-----	-----	<0.50	<0.50	**0.41 J**	<0.50	-----	<0.50	<10	<2	<2	<2
GMW-32	10/07/10	BT for Parsons	-----	-----	<0.50	-----	-----	-----	<0.50	<0.50	<10	-----	-----	**-----**
GMW-32	04/14/11	BT for Parsons	-----	-----	<0.50	<0.50	**0.25 J**	<0.50	<0.50	<0.50	<10	<2	<2	<2
GMW-32	10/12/11	Parsons	-----	-----	<0.50	<0.50	<0.50	<0.50	<0.50	<0.50	<10	<2	<2	<2
GMW-32	04/19/12	Parsons	-----	-----	<0.50	<0.50	<0.50	**0.26 J**	<0.50	<0.50	<10	<2	<2	<2
GMW-32	10/19/12	Parsons	-----	-----	**0.2 J**	<0.50	**0.14 J**	**0.32**	<0.50	<0.50	<10	<2	<2	<2
GMW-32	04/10/13	Parsons	-----	**1,300 b**	<0.50	<0.50	<0.50	**0.3 J**	<0.50	<0.50	<10	<2	<2	<2
GMW-32	10/08/13	Parsons	<100	**1,200 HD**	<0.50	<0.50	<0.50	<0.50	<0.50	<0.50	**7.3 J**	<2	<2	<2
GMW-32	04/16/14	Parsons	**440 HD**	**1,500 HD**	<0.50	<0.50	**0.41 J**	**0.80**	<0.50	**0.67**	**17**	<2	<2	<2
GMW-32	10/30/14	SGI	**290**	**1,500**	<0.50	<0.50	<0.50	<1.5	<0.50	<2.0	**13**	<2.0	<2.0	<2.0
GMW-33	11/21/96	GSI	<38	<500	<0.50	<0.50	<0.50	<1.5	<0.50	-----	-----	-----	-----	-----
GMW-33	07/10/97	GTI	<50	**700**	<5	<5	<5	<5	<5	<5	-----	-----	-----	-----
GMW-33	01/06/98	GTI	<500	<100	<0.50	<0.50	<0.50	<1	<0.50	<0.50	-----	-----	-----	-----
GMW-33	05/20/98	BBC	<300	-----	<0.30	<0.50	<0.50	<1	<0.50	<0.50	-----	-----	-----	-----
GMW-33	11/05/98	GTI	<300	-----	<0.50	<0.50	<0.50	<0.50	<0.50	<0.50	-----	-----	-----	-----
GMW-33	05/27/99	GTI	<300	-----	<0.50	<0.50	<0.50	<0.50	<0.50	<0.50	-----	-----	-----	-----
GMW-33	11/18/99	IT Corporation	<300	-----	<0.50	<1	<0.50	<0.50	<0.50	<0.50	-----	-----	-----	-----
GMW-33	05/17/00	IT Corporation	<300	-----	<0.50	<0.50	<0.50	<0.50	<0.50	<0.50	-----	-----	-----	-----
GMW-33	11/30/00	IT Corporation	<300	-----	<0.50	<0.50	<0.50	<0.50	<0.50	<0.50	-----	-----	-----	-----
GMW-33	05/09/01	IT Corporation	<300	-----	<0.50	<0.50	<0.50	<0.50	<0.50	<0.50	-----	-----	-----	-----
GMW-33	11/07/01	IT Corporation	<300	-----	<0.50	<0.50	<0.50	<0.50	<0.50	<0.50	-----	-----	-----	-----
GMW-33	02/01/02	Secor	-----	-----	<0.50	<0.50	<0.50	<0.50	<0.50	<0.50	-----	-----	-----	-----
GMW-33	04/11/02	IT Corporation	<300	-----	<0.50	<0.50	<0.50	<0.50	<0.50	**0.80**	-----	-----	-----	-----
GMW-34	11/18/99	IT Corporation	**9,500**	-----	**30**	**3.5**	**8.3**	**81**	<0.50	**24**	-----	-----	-----	-----
GMW-34	05/17/00	IT Corporation	**740**	-----	<0.50	<0.50	**1.5**	**11**	<0.50	**30**	-----	-----	-----	-----
GMW-34	12/01/00	IT Corporation	<300	-----	<0.50	<0.50	<0.50	<0.50	<0.50	**10**	-----	-----	-----	-----
GMW-34	05/10/01	IT Corporation	<300	-----	<0.50	<0.50	<0.50	<0.50	<0.50	**7.3**	-----	-----	-----	-----
GMW-34	11/08/01	IT Corporation	<300	-----	<0.50	<0.50	<0.50	<0.50	<0.50	**1.2**	-----	-----	-----	-----
GMW-34	04/12/02	IT Corporation	**960**	-----	**240**	**1.4**	**33**	**81**	<0.50	**2.5**	-----	-----	-----	-----
GMW-35	05/09/01	IT Corporation	**20,000**	-----	**1,300**	**11**	**580**	**4,100**	<10	<10	-----	-----	-----	-----
GMW-35	04/10/03	GTI	-----	-----	**65**	**31**	**109**	**159**	-----	<3	-----	-----	-----	-----
GMW-35	10/10/03	BT for Parsons	-----	-----	**100**	<15	**120**	**650**	-----	<250	-----	-----	-----	-----
GMW-35	04/21/04	BT for Parsons	-----	-----	**110**	<1	**45**	**7.3**	-----	**1.5**	-----	-----	-----	-----

APPENDIX D

HISTORICAL ANALYTICAL RESULTS FOR TPH, BTEX COMPOUNDS, 1,2-DCA, AND FUEL OXYGENATES IN GROUNDWATER, NOVEMBER 1996 THROUGH NOVEMBER 2022

Defense Fuel Support Point Norwalk

15306 Norwalk Boulevard, Norwalk, California 90650

Well	Date	Sampled By	TPH-g (µg/L)	TPH-d (µg/L)	Benzene (µg/L)	Toluene (µg/L)	Ethyl-benzene (µg/L)	Xylenes (µg/L)	1,2-DCA (µg/L)	MTBE (µg/L)	TBA (µg/L)	DIPE (µg/L)	ETBE (µg/L)	TAME (µg/L)
GMW-35	11/04/04	BT for Parsons	-----	-----	**62**	<3	**13**	**28**	-----	<50	-----	-----	-----	-----
GMW-35	05/05/05	BT for Parsons	-----	-----	**10**	**1.4**	**33**	**22**	-----	<10	-----	-----	-----	-----
GMW-35	11/05/05	BT for Parsons	-----	-----	**9.1**	**2.2**	**31**	**17**	-----	<25	-----	-----	-----	-----
GMW-35	05/03/06	BT for Parsons	-----	-----	**7.9**	**2.9**	**20**	**12**	-----	<5	-----	-----	-----	-----
GMW-35	12/08/06	BT for Parsons	-----	-----	**14**	<0.50	**9.0**	**6.9**	-----	<5	-----	-----	-----	-----
GMW-35	05/04/07	BT for Parsons	-----	-----	**21**	**0.86**	**1.3**	**5.3**	-----	**6.1**	-----	-----	-----	-----
GMW-35	11/15/07	BT for Parsons	-----	-----	**26**	<0.50	<0.50	<1	-----	**7.7**	-----	-----	-----	**-----**
GMW-35	04/17/08	BT for Parsons	-----	-----	**18**	<0.50	**1.8**	**2.5**	-----	<5	-----	-----	-----	**-----**
GMW-35	04/24/09	BT for Parsons	-----	-----	**63**	<5	<5	<5	-----	**210**	-----	<5	<5	<5
GMW-35	04/16/10	BT for Parsons	-----	-----	**180**	**0.88 J**	**1.5**	**0.70**	-----	**13**	**2,200**	<4	<4	<4
GMW-35R	10/09/17	SGI	**160**	**1,400**	**9.4**	<0.50	<0.50	<1.5	<0.50	**5.0**	**770**	<2.0	<2.0	<2.0
GMW-35R	04/23/18	SGI	**160**	**1,100**	**16**	<0.50	<0.50	<1.5	<0.50	**2.9**	**360**	<2.0	<2.0	<2.0
DUP-6 (GMW-35R)	04/23/18	SGI	**110 J**	**1,100**	**16**	<0.50	<0.50	<1.5	<0.50	**2.6**	**280**	<2.0	<2.0	<2.0
GMW-35R	11/12/18	SGI	**450**	**2,100**	**48**	<0.50	<0.50	**0.67**	<0.50	**2.3**	**260**	<2.0	<2.0	<2.0
GMW-35R	04/22/19	SGI	**190**	**1,300**	<2.5	<2.5	<2.5	<7.5	<2.5	<5.0	**600**	<10	<10	<10
GMW-35R	11/06/19	SGI	**220**	**1,200**	**11**	<1.0	<1.0	<3.0	<1.0	**6.3**	**720**	<4.0	<4.0	<4.0
GMW-35R	05/11/20	SGI	**1,200**	**2,100**	**120**	<1.0	**2.7**	<3.0	<1.0	**14**	**760**	<4.0	<4.0	<4.0
GMW-35R	10/26/20	SGI	**730**	**1,500**	**20**	<1.0	<1.0	<3.0	<1.0	**8.9**	**730**	<4.0	<4.0	<4.0
GMW-35R	05/10/21	SGI/Apex	<100	**100**	<0.50	<0.50	<0.50	<1.5	<0.50	<1.2	<10	<2.0	<2.0	<2.0
GMW-35R	11/04/21	SGI/Apex	**460**	**1,300**	**61**	<0.50	<0.50	<1.5	<0.50	<1.2	**120**	<2.0	<2.0	<2.0
GMW-35R	05/19/22	SGI/Apex	<100	<100	<0.50	<0.50	<0.50	<1.0	<0.50	<1.2	<10	<2.0	<2.0	<2.0
GMW-35R	11/01/22	SGI/Apex	<100	<100	<0.50	<0.50	<0.50	<1.5	<0.50	<1.2	<10	<2.0	<2.0	<2.0
GMW-36	07/10/97	Terra Services	**430**	<500	-----	-----	-----	-----	-----	-----	-----	-----	-----	-----
GMW-36	01/09/98	Terra Services	**4,000**	**4,300**	**22**	**21**	**6.1**	**100**	<5	**7,700**	-----	-----	-----	-----
GMW-36	05/20/98	Terra Services	**1,400**	-----	<0.30	<0.30	<10	<20	<0.50	**19,600**	-----	-----	-----	-----
GMW-36	11/17/98	Alton Geoscience	**7,900**	-----	**2,100**	**1,370**	**70**	**650**	<50	**34,800**	-----	-----	-----	-----
GMW-36	05/07/99	Alton Geoscience	**2,800**	<500	<10	<10	<10	<10	<25	**14,000**	-----	-----	-----	-----
GMW-36	11/18/99	Secor	**51,000**	-----	**8,100**	**5,600**	<250	**1,770**	<250	**47,000**	-----	-----	-----	-----
GMW-36	05/17/00	Secor	**59,000**	-----	**14,000**	**6,700**	**480**	**4,100**	<130	**45,000**	-----	-----	-----	-----
GMW-36	11/30/00	Secor	**110,000**	-----	**20,000**	**19,000**	**1,600**	**8,100**	<0.50	**13,000**	-----	-----	-----	-----
GMW-36	02/06/01	Secor	**75,000**	-----	**18,000**	**13,000**	**1,400**	**6,100**	<50	**9,100**	-----	-----	-----	-----
GMW-36	05/10/01	Secor	**12,000**	-----	**3,700**	**2,500**	**420**	**1,730**	<0.50	**1,600**	-----	-----	-----	-----
GMW-36	09/19/01	Secor	**21,000**	-----	**5,800**	**3,600**	**580**	**2,080**	<13	**1,000**	-----	-----	-----	-----
GMW-36	11/06/01	Secor	**63,000**	-----	**16,000**	**13,000**	**1,600**	**7,700**	<25	**3,200**	-----	-----	-----	-----
GMW-36	01/30/02	Secor	**130,000**	-----	**21,000**	**20,000**	**1,700**	**9,000**	<125	**42,000**	-----	-----	-----	-----
GMW-36	04/10/02	Secor	**150,000**	-----	**25,000**	**22,000**	**1,800**	**10,000**	<50	**67,000**	-----	-----	-----	-----
GMW-36	07/30/02	IT Corporation	**81,000**	-----	**28,000**	**29,000**	**2,200**	**11,800**	<50	**37,000**	-----	-----	-----	-----
GMW-36	12/06/06	Secor	**32,000**	-----	**5,300**	**4,300**	**480**	**4,300**	<50	**1,600**	-----	-----	-----	-----
GMW-36	03/13/07	Secor	**54,000**	-----	**9,400**	**12,000**	**1,100**	**8,200**	<200	**3,800**	-----	-----	-----	-----
GMW-36	05/05/07	Secor	**69,000**	-----	**9,800**	**11,000**	**1,200**	**8,000**	<200	**3,900**	-----	-----	-----	-----
GMW-36	08/29/07	Secor	**30,000**	-----	**4,100**	**4,200**	**420**	**4,500**	**120**	**890**	-----	-----	-----	-----
GMW-36	02/20/08	Secor	**34,000**	-----	**3,900**	**6,000**	**750**	**4,600**	<50	**43**	-----	-----	-----	-----
GMW-36	04/16/08	Secor	**42,000**	-----	**5,200**	**8,300**	**940**	**6,200**	<200	<100	-----	-----	-----	**-----**
GMW-36	10/16/08	Stantec	**17,000**	-----	**2,100**	**2,000**	**160**	**2,300**	<20	**26**	-----	-----	-----	**-----**
GMW-36	07/22/09	BT for Parsons	**24,000**	-----	**3,800**	**5,400**	**720**	**3,380**	<50	**28**	<500	<50	<50	<50
GMW-36	03/16/10	BT for Parsons	**8,000**	-----	**830**	**1,100**	**140**	**700**	<10	**16**	**690**	<10	<10	<10
GMW-36	04/16/10	BT for Parsons	**4,200**	-----	**850**	**150**	**89**	**200**	<5	**11**	**3,700**	<5	<5	<5
GMW-36	07/13/10	BT for Parsons	**500**	-----	**49**	**51**	**4.9**	**43**	<0.50	**0.91**	**340**	<1	<1	<1
GMW-36	08/12/10	BT for Parsons	**9,200**	-----	**1,400**	**1,100**	**52**	**980**	<10	**18**	**1,600**	<10	<10	<10
GMW-36	09/20/10	BT for Parsons	**3,300**	-----	**130**	**18**	**36**	**120**	<1	**130**	**13,000**	<1	<1	**1.6**
GMW-36	10/05/10	BT for Parsons	**15,000**	-----	**2,500**	**1,300**	**390**	**1,200**	<20	**30**	**1,300**	<20	<20	<20

APPENDIX D

HISTORICAL ANALYTICAL RESULTS FOR TPH, BTEX COMPOUNDS, 1,2-DCA, AND FUEL OXYGENATES IN GROUNDWATER, NOVEMBER 1996 THROUGH NOVEMBER 2022

Defense Fuel Support Point Norwalk

15306 Norwalk Boulevard, Norwalk, California 90650

Well	Date	Sampled By	TPH-g (µg/L)	TPH-d (µg/L)	Benzene (µg/L)	Toluene (µg/L)	Ethyl-benzene (µg/L)	Xylenes (µg/L)	1,2-DCA (µg/L)	MTBE (µg/L)	TBA (µg/L)	DIPE (µg/L)	ETBE (µg/L)	TAME (µg/L)
GMW-36	11/23/10	BT for Parsons	**31,000**	-----	**5,100**	**3,400**	**890**	**2,600**	<40	**51**	**470**	<40	<40	<40
GMW-36	12/22/10	BT for Parsons	**63,000**	-----	**6,700**	**9,600**	**1,700**	**5,600**	<50	**28**	<500	<50	<50	<50
GMW-36	01/12/11	BT for Parsons	**320,000**	-----	**4,600**	**2,900**	**1,400**	**9,200**	<200	<100	<2,000	<200	<200	<200
GMW-36	02/24/11	BT for Parsons	**1,600**	-----	**110**	**77**	**19**	**130**	<1	**2.5**	**2,200**	<1	<1	<1
GMW-36	03/23/11	BT for Parsons	**3,200**	-----	**360**	**340**	**28**	**240**	<3	**7.6**	**2,400**	<3	<3	<3
GMW-36	04/29/11	BT for Parsons	**1,500**	-----	**75**	**67**	**6.8**	**113**	<0.50	**3.3**	**1,700**	<1	<1	<1
GMW-36	05/13/11	BT for Parsons	**13,000**	-----	**2,300**	**2,100**	**93**	**1,640**	<20	**43**	<200	<20	<20	<20
GMW-36	06/22/11	BT for Parsons	**420**	-----	**24**	**12**	**2.8**	**29**	<0.50	**110**	**5,900**	<1	<1	<1
GMW-36	07/29/11	CH2M Hill	**7,300**	-----	**560**	**570**	**61**	**990**	<10	**350**	**4,600**	<10	<10	<10
GMW-36	08/19/11	CH2M Hill	**13,000**	-----	**570**	**1,100**	**250**	**1,900**	<20	**260**	**9,000**	<20	<20	<20
GMW-36	09/22/11	CH2M Hill	**5,200**	-----	**490**	**240**	**52**	**470**	<5	**660**	**7,400**	<5	<5	**17**
GMW-36	10/13/11	CH2M Hill	**22,000**	-----	**610**	**490**	**430**	**2,200**	<20	**250**	**3,700**	<20	<20	**43**
GMW-36	11/23/11	CH2M Hill	**630**	-----	**17**	<2.5	<2.5	**14**	<5	**110**	**6,000**	<5	<5	<5
GMW-36	12/21/11	CH2M Hill	**700**	-----	**59**	**55**	**14**	**65**	<0.50	**2.1**	**340**	<1	<1	<1
GMW-36	01/10/12	CH2M Hill	**380**	-----	**78**	**1.6**	**5.1**	**13**	<0.50	**94**	**4,900**	<1	<1	**1.3**
GMW-36	02/23/12	CH2M HILL	**45,000**	-----	**5,600**	**8,900**	**1,700**	**6,600**	<200	<100	<2,000	<200	<200	<200
GMW-36	03/28/12	CH2M HILL	**220**	**400**	**3.5**	**4.1**	**1.2**	**6.3**	<0.50	**1.5**	**130**	<1	<1	<1
GMW-36	04/27/12	CH2M Hill	**1,300**	**710**	**43**	<0.50	**2.5**	**35**	<1	**64**	**4,200**	<1	<1	**1.2**
GMW-36	05/25/12	CH2M HILL	**280**	**440**	<0.50	<0.50	<0.50	**1.5**	<1	**14**	**6,200**	<1	<1	<1
GMW-36	06/15/12	CH2M HILL	**460**	**380**	**17**	**4.1**	**5.5**	**50**	<1	**12**	**780**	<1	<1	<1
GMW-36	07/11/12	CHHL	**5,100**	**12,000**	<2.5	**6.8**	**39**	**300**	<5	<2.5	**140**	<5	<5	<5
GMW-36	09/26/12	CHHL	**14,000**	**6,600**	**35**	**11**	<2.5	**230**	<5	**17**	**100**	<5	<5	<5
GMW-36	10/18/12	CHHL	**8,800**	**12,000**	**350**	**33**	**28**	**490**	<5	**70**	**100**	<5	<5	<5
GMW-36	11/29/12	CHHL	**8,400**	**6,600**	**520**	**550**	**66**	**490**	<10	**190**	<100	<10	<10	<10
GMW-36	04/12/13	CHHL	**560,000**	**19,000**	**7,400**	**20,000**	**8,900**	**50,000**	<400	**270**	<4,000	<400	<400	<400
GMW-36	10/11/13	CHHL	**120,000**	**130,000**	**9,600**	**18,000**	**3,400**	**18,000**	<200	**380**	<2,000	<200	<200	<200
GMW-36	10/28/15	BT for CH2MHill	**19,000**	**16,000 HD**	**2,300**	**82**	**500**	**2,700**	<20	**1,500**	**710**	<20	<20	<20
GMW-36	04/15/16	BT for CH2MHill	**16,000**	**13,000**	**660**	<10	**170**	**1,700**	<20	**540**	**1,400**	<20	<20	<20
GMW-36	04/19/17	BT for CH2MHill	**6,900**	**4,000**	**1,500**	<10	**140**	<10	<0.50	**1,900**	**7,800**	<20	<20	**36**
GMW-36	10/05/17	BT for CH2MHill	**630**	**340**	**48**	**1.3**	**25**	**14**	**1.8**	**27**	**2,500**	<1.0	<1.0	**1.8**
GMW-36	04/20/18	BT for Jacobs	**68**	**95**	**1.8**	<0.50	**0.51**	**4.9**	<0.50	<0.50	**210**	<1	<1	<1
GMW-36	11/08/18	BT for Jacobs	**160**	**2,100**	**0.64**	<0.50	<0.50	<0.50	<0.50	**1.6**	**3,000**	<1.0	<1.0	<1.0
GMW-36	04/23/19	BT for Jacobs	**560**	**18,000**	**26**	<2.5	<2.5	<2.5	<5	**9.7**	**2,200**	<5	<5	<5
GMW-36	05/08/20	BT for Jacobs	<200	**1,000**	**3.8**	<1.0	<1.0	<1.0	<2.0	**6.3**	**8,300**	<2.0	<2.0	<2.0
GMW-36	05/06/21	BT for Jacobs	<50	**100**	<0.50	<0.50	<0.50	<0.50	<0.50	<0.50	**25**	<1.0	<1.0	<1.0
GMW-36	11/02/21	BT for Jacobs	<50	**52**	<0.50	<0.50	<0.50	<0.50	<0.50	<0.50	<10	<1.0	<1.0	<1.0
GMW-36	05/12/22	BT for Jacobs	<50	**100**	<0.50	**0.53**	<0.50	**3.5**	<0.50	<0.50	<10	<1.0	<1.0	<1.0
GMW-36	11/03/22	BT for Jacobs	<50	<50	**0.99**	<0.50	<0.50	<0.50	<0.50	<0.50	<10	<1.0	<1.0	<1.0
GMW-37	11/25/96	Terra Services	-----	-----	<0.50	<0.50	<0.50	<1.5	<0.50	<5	-----	-----	-----	-----
GMW-37	07/11/97	Terra Services	<100	<500	<0.50	<0.50	<0.50	<1	<0.50	<5	-----	-----	-----	-----
GMW-37	01/06/98	Terra Services	<100	<500	<0.50	<0.50	<0.50	<1.5	<0.50	<5	-----	-----	-----	-----
GMW-37	05/26/98	Terra Services	<300	-----	<0.30	<0.30	<0.50	**0.60**	<0.50	<0.50	-----	-----	-----	-----
GMW-37	11/11/98	Alton Geoscience	<300	-----	<0.50	<0.50	<0.50	<0.50	<0.50	**11**	-----	-----	-----	-----
GMW-37	05/07/99	Alton Geoscience	<500	<500	**1.1**	**4.5**	<0.50	**1.9**	<1	**14**	-----	-----	-----	-----
GMW-37	11/18/99	Secor	<416	-----	<0.50	<0.50	<0.50	<0.50	<0.50	**16**	-----	-----	-----	-----
GMW-37	05/17/00	Secor	<300	-----	<0.50	<0.50	<0.50	<0.50	<0.50	**16**	-----	-----	-----	-----
GMW-37	11/30/00	Secor	<300	-----	<0.50	<0.50	<0.50	<0.50	<0.50	**34**	-----	-----	-----	-----
GMW-37	02/06/01	Secor	<300	-----	<0.50	<0.50	<0.50	<0.50	<0.50	**54**	-----	-----	-----	-----
GMW-37	05/08/01	Secor	<300	-----	<0.50	<0.50	<0.50	<0.50	<0.50	<0.50	-----	-----	-----	-----
GMW-37	09/19/01	Secor	<300	-----	<0.50	<0.50	<0.50	<0.50	<0.50	**11**	-----	-----	-----	-----
GMW-37	11/06/01	Secor	<300	-----	<0.50	<0.50	<0.50	<0.50	<0.50	**49**	-----	-----	-----	-----

APPENDIX D

HISTORICAL ANALYTICAL RESULTS FOR TPH, BTEX COMPOUNDS, 1,2-DCA, AND FUEL OXYGENATES IN GROUNDWATER, NOVEMBER 1996 THROUGH NOVEMBER 2022

Defense Fuel Support Point Norwalk

15306 Norwalk Boulevard, Norwalk, California 90650

Well	Date	Sampled By	TPH-g (µg/L)	TPH-d (µg/L)	Benzene (µg/L)	Toluene (µg/L)	Ethyl-benzene (µg/L)	Xylenes (µg/L)	1,2-DCA (µg/L)	MTBE (µg/L)	TBA (µg/L)	DIPE (µg/L)	ETBE (µg/L)	TAME (µg/L)
GMW-37	01/30/02	Secor	<300	-----	<0.50	<0.50	<0.50	<0.50	<0.50	**1.3**	-----	-----	-----	-----
GMW-37	04/10/02	Secor	<300	-----	<0.50	<0.50	<0.50	<0.50	<0.50	**7.2**	-----	-----	-----	-----
GMW-37	10/22/02	Secor	<300	-----	<0.50	<0.50	<0.50	<0.50	<0.50	**49**	-----	-----	-----	-----
GMW-37	01/29/03	Secor	<300	-----	<0.50	<0.50	<0.50	<0.50	<0.50	**0.75**	-----	-----	-----	-----
GMW-37	04/09/03	Secor	<50	-----	<0.50	<0.50	<0.50	<0.50	<0.50	**0.86**	-----	-----	-----	-----
GMW-37	07/30/03	Secor	<50	-----	<0.50	<0.50	<0.50	<0.50	<0.50	<0.50	-----	-----	-----	-----
GMW-37	10/06/03	Secor	<50	-----	<0.50	<0.50	<0.50	<0.50	<0.50	**4.3**	-----	-----	-----	-----
GMW-37	01/27/04	Secor	<50	-----	<0.50	<0.50	<0.50	<0.50	<0.50	<0.50	-----	-----	-----	-----
GMW-37	04/20/04	Secor	<50	-----	<0.50	<0.50	<0.50	<0.50	<0.50	<0.50	-----	-----	-----	-----
GMW-37	07/19/04	Secor	<50	-----	<0.50	<0.50	<0.50	<0.50	<0.50	**2.6**	-----	-----	-----	-----
GMW-37	11/02/04	Secor	<50	-----	<0.50	<0.50	<0.50	<0.50	<0.50	<0.50	-----	-----	-----	-----
GMW-37	02/02/05	Secor	<50	-----	<0.50	<0.50	<0.50	<0.50	<0.50	<0.50	-----	-----	-----	-----
GMW-37	05/04/05	Secor	<50	-----	<0.50	<0.50	<0.50	<0.50	<0.50	<0.50	-----	-----	-----	-----
GMW-37	08/01/05	Secor	<50	-----	<0.50	<0.50	<0.50	<0.50	<0.50	<0.50	-----	-----	-----	-----
GMW-37	11/01/05	Secor	<50	-----	<0.50	<0.50	<0.50	<0.50	<0.50	<0.50	-----	-----	-----	-----
GMW-37	02/27/06	Secor	<50	-----	<0.50	<0.50	<0.50	<0.50	<0.50	<0.50	-----	-----	-----	-----
GMW-37	05/02/06	Secor	<50	-----	<0.50	<0.50	<0.50	<0.50	<0.50	<0.50	-----	-----	-----	-----
GMW-37	09/18/06	Secor	<50	-----	<0.50	<0.50	<0.50	<0.50	<0.50	<0.50	-----	-----	-----	-----
GMW-37	12/05/06	Secor	<50	-----	<0.50	<0.50	<0.50	<0.50	<0.50	<0.50	-----	-----	-----	-----
GMW-37	05/04/07	Secor	<50	-----	<0.50	<0.50	<0.50	<0.50	<0.50	<0.50	-----	-----	-----	-----
GMW-37	11/14/07	Secor	<50	-----	<0.50	<0.50	<0.50	<0.50	<0.50	<0.50	-----	-----	-----	-----
GMW-37	04/16/08	Secor	<50	-----	<0.50	<0.50	<0.50	<0.50	<0.50	<0.50	-----	-----	-----	-----
GMW-37	10/14/08	Stantec	<50	-----	<0.50	<0.50	<0.50	<0.50	<0.50	<0.50	-----	-----	-----	-----
GMW-37	04/23/09	Blaine Tech for AMEC	<50	-----	<0.50	<0.50	<0.50	<0.50	<0.50	<0.50	<10	<1	<1	<1
GMW-37	10/19/09	BT for Parsons	<50	-----	<0.50	<0.50	<0.50	<0.50	<0.50	<0.50	<10	<1	<1	<1
GMW-37	05/26/10	BT for Parsons	<50	-----	<0.50	<0.50	<0.50	<0.50	<0.50	<0.50	<10	<1	<1	<1
GMW-37	10/06/10	BT for Parsons	<50	-----	<0.50	<0.50	<0.50	<0.50	<0.50	<0.50	<10	<1	<1	<1
GMW-37	04/12/11	BT for Parsons	<50	-----	<0.50	<0.50	<0.50	<0.50	<0.50	<0.50	<10	<1	<1	<1
GMW-37	10/11/11	CH2M Hill	<50	-----	<0.50	<0.50	<0.50	<0.50	<0.50	<0.50	<10	<1	<1	<1
GMW-37	04/17/12	CH2M Hill	<50	<50	<0.50	<0.50	<0.50	<0.50	<0.50	<0.50	<10	<1	<1	<1
GMW-37	10/16/12	CHHL	<50	<50	<0.50	<0.50	<0.50	<0.50	<0.50	<0.50	<10	<1	<1	<1
GMW-37	04/10/13	CHHL	<50	<50	<0.50	<0.50	<0.50	<0.50	<0.50	<0.50	<10	<1	<1	<1
GMW-37	10/09/13	CHHL	<50	<50	<0.50	<0.50	<0.50	<0.50	<0.50	<0.50	<10	<1	<1	<1
GMW-37	04/15/14	CHHL	<50	<50	<0.50	<0.50	<0.50	<0.50	<0.50	<0.50	<10	<1	<1	<1
GMW-37	10/29/14	BT for CH2MHill	<50	<50	<0.50	<0.50	<0.50	<0.50	<0.50	<0.50	<10	<1.0	<1.0	<1.0
GMW-37	04/21/15	BT for CH2MHill	<50	<50	<0.50	<0.50	<0.50	<0.50	<0.50	<0.50	<10	<1.0	<1.0	<1.0
GMW-37	10/21/15	BT for CH2MHill	<50	<50	<0.50	<0.50	<0.50	<0.50	<0.50	<0.50	<10	<1.0	<1.0	<1.0
GMW-37	04/13/16	BT for CH2MHill	<50	<50	<0.50	<0.50	<0.50	<0.50	<0.50	<0.50	<10	<1.0	<1.0	<1.0
GMW-37	10/04/16	BT for CH2MHill	<50	<50	<0.50	<0.50	<0.50	<0.50	<0.50	<0.50	<10	<1.0	<1.0	<1.0
GMW-37	04/18/17	BT for CH2MHill	<50	<50	<0.50	<0.50	<0.50	<0.50	<0.50	<0.50	<10	<1.0	<1.0	<1.0
GMW-37	10/03/17	BT for CH2MHill	<50	<50	<0.50	<0.50	<0.50	<0.50	<0.50	<0.50	<10	<1.0	<1.0	<1.0
GMW-37	04/18/18	BT for Jacobs	<50	<50	<0.50	<0.50	<0.50	<0.50	<0.50	<0.50	<10	<1	<1	<1
GMW-37	11/09/18	BT for Jacobs	<50	<50	<0.50	<0.50	<0.50	<0.50	<0.50	<0.50	<10	<1.0	<1.0	<1.0
GMW-37	04/19/19	BT for Jacobs	<50	<50	<0.50	<0.50	<0.50	<0.50	<0.50	<0.50	<10	<1	<1	<1
GMW-37	10/29/19	BT for Jacobs	<50	<50	<0.50	<0.50	<0.50	<0.50	<0.50	<0.50	<10	<1.0	<1.0	<1.0
GMW-37	05/08/20	BT for Jacobs	<50	<50	<0.50	<0.50	<0.50	<0.50	<0.50	<0.50	<10	<1.0	<1.0	<1.0
GMW-37	11/04/20	BT for Jacobs	<50	<50	<0.50	<0.50	<0.50	<0.50	<0.50	<0.50	<10	<1.0	<1.0	<1.0
GMW-37	05/04/21	BT for Jacobs	<50	<50	<0.50	<0.50	<0.50	<0.50	<0.50	<0.50	<10	<1.0	<1.0	<1.0
GMW-37	11/02/21	BT for Jacobs	<50	<50	<0.50	<0.50	<0.50	<0.50	<0.50	<0.50	<10	<1.0	<1.0	<1.0
GMW-37	05/11/22	BT for Jacobs	<50	<50	<0.50	<0.50	<0.50	<0.50	<0.50	<0.50	<10	<1.0	<1.0	<1.0
GMW-38	11/26/96	Terra Services	-----	-----	**1.8**	<0.50	<0.50	<1.5	<0.50	**7.7**	-----	-----	-----	-----

APPENDIX D

HISTORICAL ANALYTICAL RESULTS FOR TPH, BTEX COMPOUNDS, 1,2-DCA, AND FUEL OXYGENATES IN GROUNDWATER, NOVEMBER 1996 THROUGH NOVEMBER 2022

Defense Fuel Support Point Norwalk

15306 Norwalk Boulevard, Norwalk, California 90650

Well	Date	Sampled By	TPH-g (µg/L)	TPH-d (µg/L)	Benzene (µg/L)	Toluene (µg/L)	Ethyl-benzene (µg/L)	Xylenes (µg/L)	1,2-DCA (µg/L)	MTBE (µg/L)	TBA (µg/L)	DIPE (µg/L)	ETBE (µg/L)	TAME (µg/L)
GMW-38	07/10/97	Terra Services	<100	<500	<0.50	**2.0**	<0.50	**0.83**	<0.50	<5	-----	-----	-----	-----
GMW-38	01/05/98	Terra Services	<100	<500	<0.50	<0.50	<0.50	<1.5	<0.50	<5	-----	-----	-----	-----
GMW-38	05/21/98	Terra Services	<300	-----	<0.30	<0.50	<0.50	<1	<0.50	**1.2**	-----	-----	-----	-----
GMW-38	11/12/98	Alton Geoscience	<300	-----	<0.50	<0.50	<0.50	<0.50	<0.50	**25**	-----	-----	-----	-----
GMW-38	05/07/99	Alton Geoscience	<500	<500	<0.50	**1.5**	<0.50	<0.50	<1	**7.9**	-----	-----	-----	-----
GMW-38	11/18/99	Secor	<416	-----	<0.50	<0.50	<0.50	<0.50	<0.50	**1.7**	-----	-----	-----	-----
GMW-38	05/17/00	Secor	<300	-----	<0.50	<0.50	<0.50	<0.50	<0.50	<0.50	-----	-----	-----	-----
GMW-38	11/30/00	Secor	<300	-----	<0.50	<0.50	<0.50	<0.50	<0.50	**0.80**	-----	-----	-----	-----
GMW-38	05/08/01	Secor	<300	-----	<0.50	<0.50	<0.50	<0.50	<0.50	<0.50	-----	-----	-----	-----
GMW-38	11/06/01	Secor	<300	-----	<0.50	<0.50	<0.50	<0.50	<0.50	**1.6**	-----	-----	-----	-----
GMW-38	02/01/02	Secor	-----	-----	<0.50	<0.50	<0.50	<0.50	<0.50	**1.7**	-----	-----	-----	-----
GMW-38	04/10/02	Secor	<300	-----	<0.50	<0.50	<0.50	<0.50	<0.50	<0.50	-----	-----	-----	-----
GMW-38	10/23/02	Secor	<300	-----	<0.50	<0.50	<0.50	<0.50	<0.50	<0.50	-----	-----	-----	-----
GMW-38	01/29/03	Secor	<300	-----	<0.50	<0.50	<0.50	<0.50	<0.50	<0.50	-----	-----	-----	-----
GMW-38	04/09/03	Secor	<50	-----	<0.50	<0.50	<0.50	<0.50	<0.50	**1.5**	-----	-----	-----	-----
GMW-38	07/30/03	Secor	<50	-----	<0.50	<0.50	<0.50	<0.50	<0.50	<0.50	-----	-----	-----	-----
GMW-38	10/06/03	Secor	<50	-----	<0.50	<0.50	<0.50	<0.50	<0.50	<0.50	-----	-----	-----	-----
GMW-38	01/28/04	Secor	<50	-----	<0.50	<0.50	<0.50	<0.50	<0.50	<0.50	-----	-----	-----	-----
GMW-38	04/20/04	Secor	<50	-----	<0.50	<0.50	<0.50	<0.50	<0.50	**1.4**	-----	-----	-----	-----
GMW-38	07/19/04	Secor	<50	-----	<0.50	<0.50	<0.50	<0.50	<0.50	<0.50	-----	-----	-----	-----
GMW-38	11/02/04	Secor	<50	-----	<0.50	<0.50	<0.50	<0.50	<0.50	<0.50	-----	-----	-----	-----
GMW-38	02/02/05	Secor	<50	-----	<0.50	<0.50	<0.50	<0.50	<0.50	<0.50	-----	-----	-----	-----
GMW-38	05/04/05	Secor	<50	-----	<0.50	<0.50	<0.50	<0.50	<0.50	**1.1**	-----	-----	-----	-----
GMW-38	08/02/05	Secor	<50	-----	<0.50	<0.50	<0.50	<0.50	<0.50	<0.50	-----	-----	-----	-----
GMW-38	11/01/05	Secor	<50	-----	<0.50	<0.50	<0.50	<0.50	<0.50	<0.50	-----	-----	-----	-----
GMW-38	02/28/06	Secor	<50	-----	<0.50	<0.50	<0.50	<0.50	<0.50	**0.66**	-----	-----	-----	-----
GMW-38	05/02/06	Secor	<50	-----	<0.50	<0.50	<0.50	<0.50	<0.50	<0.50	-----	-----	-----	-----
GMW-38	09/18/06	Secor	<50	-----	<0.50	<0.50	<0.50	<0.50	<0.50	<0.50	-----	-----	-----	-----
GMW-38	12/05/06	Secor	<50	-----	<0.50	<0.50	<0.50	<0.50	<0.50	<0.50	-----	-----	-----	-----
GMW-38	03/13/07	Secor	<50	-----	<0.50	<0.50	<0.50	<0.50	<0.50	<0.50	-----	-----	-----	-----
GMW-38	05/05/07	Secor	<50	-----	<0.50	<0.50	<0.50	<0.50	<0.50	<0.50	-----	-----	-----	-----
GMW-38	08/30/07	Secor	<50	-----	<0.50	<0.50	<0.50	<0.50	<0.50	<0.50	-----	-----	-----	**-----**
GMW-38	11/13/07	Secor	<50	-----	<0.50	<0.50	<0.50	<0.50	<0.50	<0.50	-----	-----	-----	**-----**
GMW-38	04/22/09	Blaine Tech for AMEC	<50	-----	<0.50	<0.50	<0.50	<0.50	<0.50	**0.74**	<10	<1	<1	<1
GMW-38	07/21/09	BT for Parsons	<50	-----	<0.50	<0.50	<0.50	<0.50	<0.50	**0.55**	**27**	<1	<1	<1
GMW-38	10/21/09	BT for Parsons	<50	-----	<0.50	<0.50	<0.50	<0.50	<0.50	<0.50	**29**	<1	<1	<1
GMW-38	03/15/10	BT for Parsons	<50	-----	<0.50	<0.50	<0.50	<0.50	<0.50	<0.50	<10	<1	<1	<1
GMW-38	05/26/10	BT for Parsons	<50	-----	<0.50	<0.50	<0.50	<0.50	<0.50	<0.50	<10	<1	<1	<1
GMW-38	07/13/10	BT for Parsons	<50	-----	<0.50	<0.50	<0.50	<0.50	<0.50	**0.50**	<10	<1	<1	<1
GMW-38	10/06/10	BT for Parsons	<50	-----	<0.50	<0.50	<0.50	<0.50	<0.50	<0.50	<10	<1	<1	<1
GMW-38	01/11/11	BT for Parsons	<50	-----	<0.50	<0.50	<0.50	<0.50	<0.50	<0.50	<10	<1	<1	<1
GMW-38	04/12/11	BT for Parsons	<50	-----	<0.50	<0.50	<0.50	<0.50	<0.50	<0.50	<10	<1	<1	<1
GMW-38	07/12/11	CH2M Hill	<50	-----	<0.50	<0.50	<0.50	<0.50	<0.50	<0.50	<10	<1	<1	<1
GMW-38	10/12/11	CH2M Hill	<50	-----	<0.50	<0.50	<0.50	<0.50	<0.50	<0.50	<10	<1	<1	<1
GMW-38	01/10/12	CH2M Hill	<50	-----	<0.50	<0.50	<0.50	<0.50	<0.50	<0.50	<10	<1	<1	<1
GMW-38	04/18/12	CH2M Hill	<50	<50	<0.50	<0.50	<0.50	<0.50	<0.50	<0.50	<10	<1	<1	<1
GMW-38	07/10/12	CHHL	<50	<50	<0.50	<0.50	<0.50	<0.50	<0.50	<0.50	<10	<1	<1	<1
GMW-38	10/17/12	CHHL	<50	<50	<0.50	<0.50	<0.50	<0.50	<0.50	<0.50	<10	<1	<1	<1
GMW-38	01/15/13	CHHL	<50	<50	<0.50	<0.50	<0.50	<0.50	<0.50	<0.50	<10	<1	<1	<1
GMW-38	04/10/13	CHHL	<50	<50	<0.50	<0.50	<0.50	<0.50	<0.50	<0.50	<10	<1	<1	<1
GMW-38	10/10/13	CHHL	<50	<50	<0.50	<0.50	<0.50	<0.50	<0.50	<0.50	<10	<1	<1	<1
GMW-38	04/16/14	CHHL	<50	<50	<0.50	<0.50	<0.50	<0.50	<0.50	<0.50	<10	<1	<1	<1

APPENDIX D

HISTORICAL ANALYTICAL RESULTS FOR TPH, BTEX COMPOUNDS, 1,2-DCA, AND FUEL OXYGENATES IN GROUNDWATER, NOVEMBER 1996 THROUGH NOVEMBER 2022

Defense Fuel Support Point Norwalk

15306 Norwalk Boulevard, Norwalk, California 90650

Well	Date	Sampled By	TPH-g (µg/L)	TPH-d (µg/L)	Benzene (µg/L)	Toluene (µg/L)	Ethyl-benzene (µg/L)	Xylenes (µg/L)	1,2-DCA (µg/L)	MTBE (µg/L)	TBA (µg/L)	DIPE (µg/L)	ETBE (µg/L)	TAME (µg/L)
GMW-38	10/29/14	BT for CH2MHill	<50	<50	<0.50	<0.50	<0.50	<0.50	<0.50	<0.50	<10	<1.0	<1.0	<1.0
GMW-38	04/21/15	BT for CH2MHill	<50	<50	<0.50	<0.50	<0.50	<0.50	<0.50	<0.50	<10	<1.0	<1.0	<1.0
GMW-38	10/22/15	BT for CH2MHill	<50	<50	<0.50	<0.50	<0.50	<0.50	<0.50	<0.50	<10	<1.0	<1.0	<1.0
GMW-38	04/13/16	BT for CH2MHill	<50	<50	<0.50	<0.50	<0.50	<0.50	<0.50	<0.50	<10	<1.0	<1.0	<1.0
GMW-38	10/04/16	BT for CH2MHill	<50	<50	<0.50	<0.50	<0.50	<0.50	<0.50	<0.50	<10	<1.0	<1.0	<1.0
GMW-38	04/18/17	BT for CH2MHill	<50	<50	<0.50	<0.50	<0.50	<0.50	<0.50	<0.50	<10	<1.0	<1.0	<1.0
GMW-38	10/03/17	BT for CH2MHill	<50	<50	<0.50	<0.50	<0.50	<0.50	<0.50	<0.50	<10	<1.0	<1.0	<1.0
GMW-38	04/18/18	BT for Jacobs	<50	<50	<0.50	<0.50	<0.50	<0.50	<0.50	<0.50	<10	<1	<1	<1
GMW-38	11/08/18	BT for Jacobs	<50	<50	<0.50	<0.50	<0.50	<0.50	<0.50	<0.50	<10	<1.0	<1.0	<1.0
GMW-38	04/19/19	BT for Jacobs	<50	<50	<0.50	<0.50	<0.50	<0.50	<0.50	<0.50	<10	<1	<1	<1
GMW-38	10/29/19	BT for Jacobs	<50	<50	<0.50	<0.50	<0.50	<0.50	<0.50	<0.50	<10	<1.0	<1.0	<1.0
GMW-38	05/07/20	BT for Jacobs	<50	<50	<0.50	<0.50	<0.50	<0.50	<0.50	<0.50	<10	<1.0	<1.0	<1.0
GMW-38	11/04/20	BT for Jacobs	<50	<50	<0.50	<0.50	<0.50	<0.50	<0.50	<0.50	<10	<1.0	<1.0	<1.0
GMW-38	05/04/21	BT for Jacobs	<50	<50	<0.50	<0.50	<0.50	<0.50	<0.50	<0.50	<10	<1.0	<1.0	<1.0
GMW-38	11/02/21	BT for Jacobs	<50	<50	<0.50	<0.50	<0.50	<0.50	<0.50	<0.50	<10	<1.0	<1.0	<1.0
GMW-38	05/11/22	BT for Jacobs	<50	<50	<0.50	<0.50	<0.50	<0.50	<0.50	<0.50	<10	<1.0	<1.0	<1.0
GMW-39	11/21/96	Terra Services	-----	-----	<0.50	<0.50	<0.50	<1.5	<0.50	<5	-----	-----	-----	-----
GMW-39	07/10/97	Terra Services	<100	<500	<0.50	**0.50**	<0.50	<1	<0.50	<5	-----	-----	-----	-----
GMW-39	01/05/98	Terra Services	<100	<500	<0.50	<0.50	<0.50	<1.5	<0.50	<5	-----	-----	-----	-----
GMW-39	05/19/98	Terra Services	-----	-----	<0.30	<0.50	<0.50	<1	<0.50	**0.90**	-----	-----	-----	-----
GMW-39	11/12/98	Alton Geoscience	<300	-----	<0.50	<0.50	<0.50	<0.50	<0.50	**3.2**	-----	-----	-----	-----
GMW-39	05/07/99	Alton Geoscience	<500	<500	<0.50	<0.50	<0.50	<0.50	<1	**2.9**	-----	-----	-----	-----
GMW-39	11/18/99	Secor	<416	-----	<0.50	<0.50	<0.50	<0.50	<0.50	**12**	-----	-----	-----	-----
GMW-39	05/17/00	Secor	<300	-----	<0.50	<0.50	<0.50	<0.50	<0.50	**9.4**	-----	-----	-----	-----
GMW-39	11/29/00	Secor	<300	-----	<0.50	<0.50	<0.50	<0.50	<0.50	**16**	-----	-----	-----	-----
GMW-39	05/08/01	Secor	<300	-----	<0.50	<0.50	<0.50	<0.50	<0.50	<0.50	-----	-----	-----	-----
GMW-39	11/06/01	Secor	<300	-----	**1.2**	<0.50	<0.50	<0.50	<0.50	**39**	-----	-----	-----	-----
GMW-39	02/01/02	Secor	-----	-----	<0.50	<0.50	<0.50	<0.50	<0.50	**36**	-----	-----	-----	-----
GMW-39	04/10/02	Secor	<300	-----	<0.50	<0.50	<0.50	<0.50	<0.50	**20**	-----	-----	-----	-----
GMW-39	10/22/02	Secor	<300	-----	<0.50	<0.50	<0.50	<0.50	<0.50	**89**	-----	-----	-----	-----
GMW-39	01/29/03	Secor	<300	-----	<0.50	<0.50	<0.50	<0.50	<0.50	**32**	-----	-----	-----	-----
GMW-39	04/09/03	Secor	<50	-----	<0.50	<0.50	<0.50	<0.50	<0.50	**23**	-----	-----	-----	-----
GMW-39	07/30/03	Secor	<50	-----	<0.50	<0.50	<0.50	<0.50	<0.50	**3.3**	-----	-----	-----	-----
GMW-39	10/06/03	Secor	<50	-----	<0.50	<0.50	<0.50	<0.50	<0.50	**6.6**	-----	-----	-----	-----
GMW-39	01/28/04	Secor	<50	-----	<0.50	<0.50	<0.50	<0.50	<0.50	**3.6**	-----	-----	-----	-----
GMW-39	04/20/04	Secor	<50	-----	<0.50	<0.50	<0.50	<0.50	<0.50	**4.8**	-----	-----	-----	-----
GMW-39	07/19/04	Secor	<50	-----	<0.50	<0.50	<0.50	<0.50	<0.50	**3.7**	-----	-----	-----	-----
GMW-39	11/03/04	Secor	<50	-----	<0.50	<0.50	<0.50	<0.50	<0.50	**3.7**	-----	-----	-----	-----
GMW-39	02/02/05	Secor	<50	-----	<0.50	<0.50	<0.50	<0.50	<0.50	**1.7**	-----	-----	-----	-----
GMW-39	05/04/05	Secor	<50	-----	<0.50	<0.50	<0.50	<0.50	<0.50	<0.50	-----	-----	-----	-----
GMW-39	08/02/05	Secor	<50	-----	<0.50	<0.50	<0.50	<0.50	<0.50	<0.50	-----	-----	-----	-----
GMW-39	11/01/05	Secor	<50	-----	<0.50	<0.50	<0.50	<0.50	<0.50	<0.50	-----	-----	-----	-----
GMW-39	02/27/06	Secor	<50	-----	<0.50	<0.50	<0.50	<0.50	<0.50	**0.59**	-----	-----	-----	-----
GMW-39	05/02/06	Secor	<50	-----	<0.50	<0.50	<0.50	<0.50	<0.50	<0.50	-----	-----	-----	-----
GMW-39	09/19/06	Secor	<50	-----	<0.50	<0.50	<0.50	<0.50	<0.50	**3.7**	-----	-----	-----	-----
GMW-39	12/06/06	Secor	<50	-----	<0.50	<0.50	<0.50	<0.50	<0.50	**4.0**	-----	-----	-----	-----
GMW-39	03/13/07	Secor	<50	-----	<0.50	<0.50	<0.50	<0.50	<0.50	**4.5**	-----	-----	-----	-----
GMW-39	05/04/07	Secor	<50	-----	<0.50	<0.50	<0.50	<0.50	<0.50	**2.9**	-----	-----	-----	-----
GMW-39	08/29/07	Secor	<500	-----	<2.5	<2.5	<2.5	<2.5	<5	**3.6**	-----	-----	-----	-----
GMW-39	11/13/07	Secor	**160**	-----	<0.50	<0.50	<0.50	<0.50	<1	**2.6**	-----	-----	-----	-----
GMW-39	02/20/08	Secor	**110**	-----	<0.50	<0.50	<0.50	<0.50	<0.50	**2.9**	-----	-----	-----	-----

APPENDIX D

HISTORICAL ANALYTICAL RESULTS FOR TPH, BTEX COMPOUNDS, 1,2-DCA, AND FUEL OXYGENATES IN GROUNDWATER, NOVEMBER 1996 THROUGH NOVEMBER 2022

Defense Fuel Support Point Norwalk

15306 Norwalk Boulevard, Norwalk, California 90650

Well	Date	Sampled By	TPH-g (µg/L)	TPH-d (µg/L)	Benzene (µg/L)	Toluene (µg/L)	Ethyl-benzene (µg/L)	Xylenes (µg/L)	1,2-DCA (µg/L)	MTBE (µg/L)	TBA (µg/L)	DIPE (µg/L)	ETBE (µg/L)	TAME (µg/L)
GMW-39	04/16/08	Secor	**90**	-----	<0.50	<0.50	<0.50	<0.50	<0.50	**1.9**	-----	-----	-----	-----
GMW-39	08/14/08	Secor	<100	-----	<0.50	<0.50	<0.50	<0.50	<1	**1.1**	-----	-----	-----	-----
GMW-39	10/15/08	Stantec	<500	-----	<2.5	<2.5	<2.5	<2.5	<5	**5.6**	-----	-----	-----	**-----**
GMW-39	02/24/09	BT for Parsons	<50	-----	<0.50	<0.50	<0.50	<0.50	<0.50	<0.50	**3,400**	-----	-----	**-----**
GMW-39	04/22/09	Blaine Tech for AMEC	<50	-----	<0.50	<0.50	<0.50	<0.50	<0.50	<0.50	**4,000**	<1	<1	<1
GMW-39	07/21/09	BT for Parsons	<100	-----	<0.50	<0.50	<0.50	<0.50	<1	<0.50	**2,500**	<1	<1	<1
GMW-39	10/22/09	BT for Parsons	<50	-----	<0.50	<0.50	<0.50	<0.50	<0.50	**0.50**	**2,200**	<1	<1	<1
GMW-39	03/16/10	BT for Parsons	<50	-----	<0.50	<0.50	<0.50	<0.50	<0.50	<0.50	**130**	<1	<1	<1
GMW-39	05/27/10	BT for Parsons	<50	-----	<0.50	<0.50	<0.50	<0.50	<0.50	<0.50	<10	<1	<1	<1
GMW-39	07/13/10	BT for Parsons	<50	-----	<0.50	<0.50	<0.50	<0.50	<0.50	<0.50	**230**	<1	<1	<1
GMW-39	10/07/10	BT for Parsons	<50	-----	<0.50	<0.50	<0.50	<0.50	<0.50	**0.75**	**550**	<1	<1	<1
GMW-39	01/11/11	BT for Parsons	<50	-----	<0.50	<0.50	<0.50	<0.50	<0.50	<0.50	**68**	<1	<1	<1
GMW-39	04/13/11	BT for Parsons	<50	-----	<0.50	<0.50	<0.50	<0.50	<0.50	<0.50	<10	<1	<1	<1
GMW-39	07/12/11	CH2M Hill	<50	-----	<0.50	<0.50	<0.50	<0.50	<0.50	<0.50	<10	<1	<1	<1
GMW-39	10/11/11	CH2M Hill	<50	-----	<0.50	<0.50	<0.50	<0.50	<0.50	<0.50	**96**	<1	<1	<1
GMW-39	01/10/12	CH2M Hill	<50	-----	<0.50	<0.50	<0.50	<0.50	<0.50	<0.50	**58**	<1	<1	<1
GMW-39	04/19/12	CH2M Hill	<50	<50	<0.50	<0.50	<0.50	<0.50	<0.50	<0.50	**38**	<1	<1	<1
GMW-39	07/10/12	CHHL	<50	<50	<0.50	<0.50	<0.50	<0.50	<0.50	<0.50	<10	<1	<1	<1
GMW-39	10/17/12	CHHL	<50	<50	<0.50	<0.50	<0.50	<0.50	<0.50	<0.50	**47**	<1	<1	<1
GMW-39	01/15/13	CHHL	<50	<50	<0.50	<0.50	<0.50	<0.50	<0.50	<0.50	<10	<1	<1	<1
GMW-39	04/10/13	CHHL	<50	<50	<0.50	<0.50	<0.50	<0.50	<0.50	**0.88**	**54**	<1	<1	<1
GMW-39	10/10/13	CHHL	<50	<50	<0.50	<0.50	<0.50	<0.50	<0.50	**1.8**	**420**	<1	<1	<1
GMW-39	04/16/14	CHHL	<50	<50	<0.50	<0.50	<0.50	<0.50	<0.50	<0.50	**20**	<1	<1	<1
GMW-39	10/30/14	BT for CH2MHill	<50	<50	<0.50	<0.50	<0.50	<0.50	<0.50	**1.7**	<10	<1.0	<1.0	<1.0
GMW-39	10/30/14	BT for CH2MHill	<100	<50	<0.50	<0.50	<0.50	<0.50	<0.50	**3.6**	**15**	<1.0	<1.0	<1.0
GMW-39	04/23/15	BT for CH2MHill	<50	<50	<0.50	<0.50	<0.50	<0.50	<0.50	**0.95**	<10	<1.0	<1.0	<1.0
GMW-39	04/23/15	BT for CH2MHill	<50	<50	<0.50	<0.50	<0.50	<0.50	<0.50	**0.87**	<10	<1.0	<1.0	<1.0
GMW-39	10/23/15	BT for CH2MHill	<50	<50	<0.50	<0.50	<0.50	<0.50	<0.50	<0.50	<10	<1.0	<1.0	<1.0
GMW-39	10/23/15	BT for CH2MHill	<50	<50	<0.50	<0.50	<0.50	<0.50	<0.50	<0.50	<10	<1.0	<1.0	<1.0
GMW-39	04/14/16	BT for CH2MHill	<50	<50	<0.50	<0.50	<0.50	<0.50	<0.50	<0.50	<10	<1.0	<1.0	<1.0
DUP-4 (GMW 39)	04/14/16	BT for CH2MHill	<50	<50	<0.50	<0.50	<0.50	<0.50	<0.50	**0.51**	<10	<1.0	<1.0	<1.0
GMW-39	10/05/16	BT for CH2MHill	<50	<50	<0.50	<0.50	<0.50	<0.50	<0.50	**1.6**	<10	<1.0	<1.0	<1.0
DUP-1 (GMW-39)	10/05/16	BT for CH2MHill	<50	<50	<0.50	<0.50	<0.50	<0.50	<0.50	**1.5**	<10	<1.0	<1.0	<1.0
GMW-39	04/18/17	BT for CH2MHill	<50	<50	<0.50	<0.50	<0.50	<0.50	<0.50	<0.50	<10	<1.0	<1.0	<1.0
GMW-39	10/04/17	BT for CH2MHill	<50	<50	<0.50	<0.50	<0.50	<0.50	<0.50	<0.50	<10	<1.0	<1.0	<1.0
GMW-39	04/18/18	BT for Jacobs	<50	<50	<0.50	<0.50	<0.50	<0.50	<0.50	<0.50	**10**	<1	<1	<1
GMW-39	11/08/18	BT for Jacobs	<50	<50	<0.50	<0.50	<0.50	<0.50	<0.50	<0.50	<10	<1.0	<1.0	<1.0
GMW-39	04/19/19	BT for Jacobs	<50	<50	<0.50	<0.50	<0.50	<0.50	<0.50	<0.50	<10	<1	<1	<1
GMW-39	10/29/19	BT for Jacobs	<50	<50	<0.50	<0.50	<0.50	<0.50	<0.50	<0.50	<10	<1.0	<1.0	<1.0
GMW-39	05/07/20	BT for Jacobs	<50	<50	<0.50	<0.50	<0.50	<0.50	<0.50	<0.50	<10	<1.0	<1.0	<1.0
GMW-39	11/04/20	BT for Jacobs	<50	<50	<0.50	<0.50	<0.50	<0.50	<0.50	<0.50	**370**	<1.0	<1.0	<1.0
GMW-39	05/04/21	BT for Jacobs	<50	<50	<0.50	<0.50	<0.50	<0.50	<0.50	<0.50	<10	<1.0	<1.0	<1.0
GMW-39	11/02/21	BT for Jacobs	<50	<50	<0.50	<0.50	<0.50	<0.50	<0.50	<0.50	<10	<1.0	<1.0	<1.0
GMW-39	05/11/22	BT for Jacobs	<50	<50	<0.50	<0.50	<0.50	<0.50	<0.50	<0.50	<10	<1.0	<1.0	<1.0
GMW-39	11/01/22	BT for Jacobs	<50	<50	<0.50	<0.50	<0.50	<0.50	<0.50	<0.50	<10	<1.0	<1.0	<1.0
GMW-40	11/27/96	Terra Services	**400**	<500	**0.50**	<0.50	**5.8**	**5.9**	<0.50	<5	-----	-----	-----	-----
GMW-40	07/10/97	GTI	**210**	**2,600**	-----	-----	-----	-----	-----	-----	-----	-----	-----	-----
GMW-40	01/07/98	GTI	<500	<100	<0.50	<0.50	<0.50	<1	<0.50	<0.50	-----	-----	-----	-----
GMW-40	05/21/98	BBC	<300	-----	<0.30	<0.50	<0.50	<1	<0.50	<0.50	-----	-----	-----	-----
GMW-40	11/05/98	GTI	<300	-----	<0.50	<0.50	**3.8**	**7.6**	<0.50	<0.50	-----	-----	-----	-----
GMW-40	05/26/99	GTI	<300	-----	**0.90**	<0.50	<0.50	<0.50	<0.50	**4.4**	-----	-----	-----	-----

APPENDIX D

HISTORICAL ANALYTICAL RESULTS FOR TPH, BTEX COMPOUNDS, 1,2-DCA, AND FUEL OXYGENATES IN GROUNDWATER, NOVEMBER 1996 THROUGH NOVEMBER 2022

Defense Fuel Support Point Norwalk

15306 Norwalk Boulevard, Norwalk, California 90650

Well	Date	Sampled By	TPH-g (µg/L)	TPH-d (µg/L)	Benzene (µg/L)	Toluene (µg/L)	Ethyl-benzene (µg/L)	Xylenes (µg/L)	1,2-DCA (µg/L)	MTBE (µg/L)	TBA (µg/L)	DIPE (µg/L)	ETBE (µg/L)	TAME (µg/L)
GMW-40	11/18/99	IT Corporation	<300	-----	**2.8**	<0.50	**0.90**	**2.8**	<0.50	**9.3**	-----	-----	-----	-----
GMW-40	05/17/00	IT Corporation	<300	-----	<0.50	<0.50	<0.50	<0.50	<0.50	**11**	-----	-----	-----	-----
GMW-40	12/01/00	IT Corporation	<300	-----	<0.50	<0.50	<0.50	<0.50	<0.50	<0.50	-----	-----	-----	-----
GMW-40	05/10/01	IT Corporation	<300	-----	<0.50	<0.50	<0.50	<0.50	<0.50	<0.50	-----	-----	-----	-----
GMW-40	11/08/01	IT Corporation	<300	-----	<0.50	<0.50	**1.1**	**3.1**	<0.50	**19**	-----	-----	-----	-----
GMW-40	04/12/02	IT Corporation	<300	-----	**1.7**	<0.50	**0.70**	**0.90**	<0.50	**17**	-----	-----	-----	-----
GMW-40	04/16/03	GTI	-----	-----	**5.2**	<0.50	**2.7**	**4.7**	<0.50	**55**	-----	-----	-----	**-----**
GMW-40	10/08/03	BT for Parsons	-----	-----	<0.50	<0.50	<0.50	<0.50	<0.50	**52**	-----	-----	-----	**-----**
GMW-40	04/22/04	BT for Parsons	-----	-----	<0.50	<0.50	<0.50	<0.50	<0.50	**39**	<10	<2	<2	<2
GMW-40	11/06/04	BT for Parsons	-----	-----	<0.50	<0.50	<0.50	<0.50	<0.50	<0.50	<10	<2	<2	<2
GMW-40	05/07/05	BT for Parsons	-----	-----	<0.50	<0.50	<0.50	**0.70**	<0.50	**0.76**	<10	<2	<2	<2
GMW-40	11/08/05	BT for Parsons	-----	-----	<0.50	<0.50	<0.50	<0.50	<0.50	**0.76**	<10	<2	<2	<2
GMW-40	05/05/06	BT for Parsons	-----	-----	<0.50	<0.50	<0.50	<0.50	<0.50	**4.9**	<10	<2	<2	<2
GMW-40	12/08/06	BT for Parsons	-----	-----	**0.87**	<0.50	<0.50	**14**	<0.50	**15**	<10	<2	<2	<2
GMW-40	05/03/07	BT for Parsons	-----	-----	**3.7**	<0.50	**2.2**	**27**	<0.50	**46**	**63**	<2	<2	<2
GMW-40	11/16/07	BT for Parsons	-----	-----	**0.61**	<0.50	**1.9**	**8.4**	<0.50	<0.50	<10	<2	<2	<2
GMW-40	04/18/08	BT for Parsons	-----	-----	<0.50	<0.50	<0.50	<0.50	<0.50	<0.50	<10	<2	<2	<2
GMW-40	10/17/08	BT for Parsons	-----	-----	<0.50	<0.50	<0.50	<0.50	<0.50	**1.2**	<10	<2	<2	<2
GMW-40	04/24/09	BT for Parsons	-----	-----	<0.50	<0.50	<0.50	<0.50	<0.50	<0.50	<10	<2	<2	<2
GMW-40	10/21/09	BT for Parsons	-----	-----	<0.50	<0.50	<0.50	<0.50	<0.50	**0.4 J**	<10	<2	<2	<2
GMW-40	04/14/10	BT for Parsons	-----	-----	<0.50	<0.50	<0.50	<0.50	-----	<0.50	<10	<2	<2	<2
GMW-40	10/06/10	BT for Parsons	<50	-----	**1.2**	<0.50	<0.50	<0.50	<0.50	<0.50	<10	<1	<1	<1
GMW-40	10/08/13	Parsons	**120 HD**	**460 HD**	<0.50	<0.50	<0.50	<0.50	<0.50	<0.50	<10	<2	<2	<2
GMW-40	04/14/14	Parsons	<100	**240 HD**	<0.50	<0.50	<0.50	<0.50	<0.50	<0.50	<10	<2	<2	<2
GMW-40	10/29/14	SGI	<100	<100	<0.50	<0.50	<0.50	<1.5	<0.50	<2.0	<10	<2.0	<2.0	<2.0
GMW-40	10/29/14	SGI	<100	<100	<0.50	<0.50	<0.50	<1.5	<0.50	<2.0	<10	<2.0	<2.0	<2.0
GMW-40	04/22/15	SGI	<100	**130**	<0.50	<0.50	<0.50	<1.5	<0.50	<2.0	<10	<2.0	<2.0	<2.0
GMW-40	10/05/16	SGI	<100	**1,100**	<0.50	<0.50	<0.50	<1.5	<0.50	<1.0	<10	<2.0	<2.0	<2.0
GMW-41	11/27/96	GSI	**250**	<500	<0.50	<0.50	<0.50	<1	<0.50	-----	-----	-----	-----	-----
GMW-41	07/10/97	GTI	**75**	**1,200**	<5	<5	<5	<5	<5	<5	-----	-----	-----	-----
GMW-41	01/07/98	GTI	<500	<100	<0.50	<0.50	<0.50	<1	<0.50	<0.50	-----	-----	-----	-----
GMW-41	05/21/98	BBC	<300	-----	<0.30	<0.50	<0.50	<1	<0.50	<0.50	-----	-----	-----	-----
GMW-41	11/05/98	GTI	<300	-----	<0.50	<0.50	<0.50	<0.50	<0.50	**1.0**	-----	-----	-----	-----
GMW-41	05/26/99	GTI	<300	-----	<0.50	<0.50	<0.50	<0.50	<0.50	<0.50	-----	-----	-----	-----
GMW-41	11/18/99	IT Corporation	<300	-----	<0.50	<0.50	<0.50	<0.50	<0.50	<0.50	-----	-----	-----	-----
GMW-41	05/17/00	IT Corporation	<300	-----	<0.50	<0.50	<0.50	<0.50	<0.50	<0.50	-----	-----	-----	-----
GMW-41	11/30/00	IT Corporation	<300	-----	<0.30	<0.30	<0.30	<0.60	-----	<5	-----	-----	-----	-----
GMW-41	05/10/01	IT Corporation	<300	-----	<0.50	<0.50	<0.50	<0.50	<0.50	<0.50	-----	-----	-----	-----
GMW-41	11/08/01	IT Corporation	<300	-----	<0.50	<0.50	<0.50	<0.50	<0.50	<0.50	-----	-----	-----	-----
GMW-41	04/12/02	IT Corporation	<300	-----	<0.50	<0.50	<0.50	<0.50	<0.50	**0.80**	-----	-----	-----	-----
GMW-41	10/24/02	GTI	<300	-----	<0.50	<1	<1	<1	<0.50	**1.1**	-----	-----	-----	-----
GMW-41	04/16/03	GTI	-----	-----	<0.50	<0.50	<0.50	<0.50	<0.50	<0.50	-----	-----	-----	**-----**
GMW-41	10/08/03	BT for Parsons	-----	-----	<0.50	<0.50	<0.50	<0.50	<0.50	**2.4**	-----	-----	-----	**-----**
GMW-41	04/22/04	BT for Parsons	-----	-----	<0.50	<0.50	<0.50	<0.50	<0.50	**3.3**	<10	<2	<2	<2
GMW-41	11/06/04	BT for Parsons	-----	-----	<0.50	<0.50	<0.50	<0.50	<0.50	**3.6**	<10	<2	<2	<2
GMW-41	05/07/05	BT for Parsons	-----	-----	<0.50	<0.50	<0.50	<0.50	<0.50	<0.50	<10	<2	<2	<2
GMW-41	11/08/05	BT for Parsons	-----	-----	<0.50	<0.50	<0.50	<0.50	<0.50	<0.50	<10	<2	<2	<2
GMW-41	05/05/06	BT for Parsons	-----	-----	<0.50	<0.50	<0.50	<0.50	<0.50	<0.50	<10	<2	<2	<2
GMW-41	12/08/06	BT for Parsons	-----	-----	<0.50	<0.50	<0.50	<0.50	<0.50	<0.50	<10	<2	<2	<2
GMW-41	05/03/07	BT for Parsons	-----	-----	<0.50	<0.50	<0.50	<0.50	<0.50	**0.51**	<10	<2	<2	<2
GMW-41	11/16/07	BT for Parsons	-----	-----	<0.50	<0.50	<0.50	<0.50	<0.50	<0.50	<10	<2	<2	<2

APPENDIX D

HISTORICAL ANALYTICAL RESULTS FOR TPH, BTEX COMPOUNDS, 1,2-DCA, AND FUEL OXYGENATES IN GROUNDWATER, NOVEMBER 1996 THROUGH NOVEMBER 2022

Defense Fuel Support Point Norwalk

15306 Norwalk Boulevard, Norwalk, California 90650

Well	Date	Sampled By	TPH-g (µg/L)	TPH-d (µg/L)	Benzene (µg/L)	Toluene (µg/L)	Ethyl-benzene (µg/L)	Xylenes (µg/L)	1,2-DCA (µg/L)	MTBE (µg/L)	TBA (µg/L)	DIPE (µg/L)	ETBE (µg/L)	TAME (µg/L)
GMW-41	04/18/08	BT for Parsons	-----	-----	<0.50	<0.50	<0.50	<0.50	<0.50	<0.50	<10	<2	<2	<2
GMW-41	10/17/08	BT for Parsons	-----	-----	<0.50	<0.50	<0.50	<0.50	<0.50	<0.50	<10	<2	<2	<2
GMW-41	04/22/09	BT for Parsons	-----	-----	<0.50	<0.50	<0.50	<0.50	<0.50	<0.50	<10	<2	<2	<2
GMW-41	10/21/09	BT for Parsons	-----	-----	<0.50	<0.50	<0.50	<0.50	<0.50	**0.43 J**	<10	<2	<2	<2
GMW-41	04/14/10	BT for Parsons	-----	-----	<0.50	<0.50	<0.50	<0.50	-----	**0.33 J**	**5.7 J**	<2	<2	<2
GMW-41	10/06/10	BT for Parsons	<50	-----	<0.50	<0.50	<0.50	<0.50	<0.50	<0.50	<10	<1	<1	<1
GMW-41	10/06/10	BT for Parsons	-----	-----	<0.50	-----	-----	-----	<0.50	<0.50	<10	-----	-----	**-----**
GMW-41	04/11/11	BT for Parsons	-----	-----	<0.50	<0.50	<0.50	<0.50	<0.50	<0.50	<10	<2	<2	<2
GMW-41	10/11/11	Parsons	-----	-----	<0.50	<0.50	<0.50	<0.50	<0.50	<0.50	<10	<2	<2	<2
GMW-41	04/16/12	Parsons	-----	-----	<0.50	<0.50	<0.50	<0.50	<0.50	<0.50	**5.4 J**	<2	<2	<2
GMW-41	10/16/12	Parsons	-----	-----	<0.50	<0.50	<0.50	<0.50	<0.50	<0.50	<10	<2	<2	<2
GMW-41	04/09/13	Parsons	-----	<100	<0.50	<0.50	<0.50	<0.50	<0.50	<0.50	<10	<2	<2	<2
GMW-41	10/07/13	Parsons	<100	<100	<0.50	<0.50	<0.50	<0.50	<0.50	**0.5 J**	<10	<2	<2	<2
GMW-41	10/28/14	SGI	<100	<100	<0.50	<0.50	<0.50	<1.5	<0.50	<2.0	<10	<2.0	<2.0	<2.0
GMW-41	04/22/15	SGI	<100	<100	<0.50	<0.50	<0.50	<1.5	<0.50	**3.2**	<10	<2.0	<2.0	<2.0
GMW-41	04/22/15	SGI	<100	**120**	<0.50	<0.50	<0.50	<1.5	<0.50	**2.6**	<10	<2.0	<2.0	<2.0
GMW-41	10/05/16	SGI	<100	**330**	<0.50	<0.50	<0.50	<1.5	<0.50	<1.0	<10	<2.0	<2.0	<2.0
GMW-41	04/20/17	SGI	<100	**140**	<0.50	<0.50	<0.50	<1	<0.50	<1.0	<10	<2.0	<2.0	<2.0
GMW-41	04/20/18	SGI	<100	**690 J**	<0.50	<0.50	<0.50	<1.5	<0.50	<1.0	<10	<2.0	<2.0	<2.0
GMW-41	11/06/18	SGI	<100	**140**	<0.50	<0.50	<0.50	<1.5	<0.50	<1.0	<10	<2.0	<2.0	<2.0
GMW-41	04/17/19	SGI	<100	**140**	<0.50	<0.50	<0.50	<1.5	<0.50	<1.0	<10	<2.0	<2.0	<2.0
DUPE (GMW-41)	04/17/19	SGI	<100	**160**	<0.50	<0.50	<0.50	<1.5	<0.50	<1.0	<10	<2.0	<2.0	<2.0
GMW-41	10/31/19	SGI	<100	**140**	<0.50	<0.50	<0.50	<1.5	<0.50	<1.2	<10	<2.0	<2.0	<2.0
DUP-4 (GMW-41)	10/31/19	SGI	<100	**170**	<0.50	<0.50	<0.50	<1.5	<0.50	<1.2	<10	<2.0	<2.0	<2.0
GMW-41	05/06/20	SGI	<100	<100	<0.50	<0.50	<0.50	<1.5	<0.50	<1.2	<10	<2.0	<2.0	<2.0
GMW-41	10/20/20	SGI	<100	<100	<0.50	<0.50	<0.50	<1.5	<0.50	<1.2	<10	<2.0	<2.0	<2.0
GMW-41	05/04/21	SGI/Apex	<100	**170**	<0.50	<0.50	<0.50	<1.5	<0.50	<1.2	<10	<2.0	<2.0	<2.0
GMW-41	11/04/21	SGI/Apex	<100	**230**	<0.50	<0.50	<0.50	<1.5	<0.50	<1.2	<10	<2.0	<2.0	<2.0
GMW-41	05/16/22	SGI/Apex	<100	**200**	<0.50	<0.50	<0.50	<1.0	<0.50	<1.2	<10	<2.0	<2.0	<2.0
GMW-41	11/07/22	SGI/Apex	<100	<100	<0.50	<0.50	<0.50	<1.5	<0.50	<1.2	<10	<2.0	<2.0	<2.0
GMW-42	11/05/98	GTI	**7,530**	-----	**800**	<7.5	**55**	**810**	-----	-----	-----	-----	-----	-----
GMW-42	05/27/99	GTI	**6,510**	-----	**1,100**	**110**	**60**	**580**	-----	-----	-----	-----	-----	-----
GMW-42	11/18/99	IT Corporation	**7,900**	-----	**810**	**490**	**180**	**1,200**	-----	-----	-----	-----	-----	-----
GMW-42	05/17/00	IT Corporation	**3,800**	-----	**9.9**	**1.2**	**26**	**230**	-----	-----	-----	-----	-----	-----
GMW-42	12/01/00	IT Corporation	**380**	-----	**1.0**	<0.30	<0.30	<0.60	-----	**18**	-----	-----	-----	-----
GMW-42	05/10/01	IT Corporation	**490**	-----	**24**	**40**	**11**	**79**	-----	**5.3**	-----	-----	-----	-----
GMW-42	11/07/01	IT Corporation	<300	-----	<0.30	<0.30	<0.30	**1.6**	-----	<5	-----	-----	-----	**-----**
GMW-42	04/10/02	IT Corporation	<300	-----	<0.30	<0.30	<0.30	<0.60	-----	**7.0**	-----	-----	-----	**-----**
GMW-42	10/09/13	Parsons	<100	**120 HD**	<0.50	<0.50	<0.50	<0.50	<0.50	<0.50	<10	<2	<2	<2
GMW-42	04/14/14	Parsons	<100	<100	<0.50	<0.50	<0.50	<0.50	<0.50	<0.50	<10	<2	<2	<2
GMW-42	10/27/14	SGI	<100	<100	<0.50	<0.50	<0.50	<1.5	<0.50	<2.0	<10	<2.0	<2.0	<2.0
GMW-42	04/22/15	SGI	<100	<100	<0.50	<0.50	<0.50	<1.5	<0.50	<2.0	<10	<2.0	<2.0	<2.0
GMW-42	04/17/17	SGI	<100	<100	<0.50	<0.50	**1.6**	<1.5	<0.50	<1.0	<10	<2.0	<2.0	<2.0
GMW-42	10/03/17	SGI	<100	**180**	<0.50	<0.50	<0.50	<1.5	<0.50	<1.0	<10	<2.0	<2.0	<2.0
GMW-42	04/20/18	SGI	<100	**140 J**	<0.50	<0.50	<0.50	<1.5	<0.50	<1.0	<10	<2.0	<2.0	<2.0
GMW-42	11/08/18	SGI	<100	<100	<0.50	<0.50	<0.50	<1.5	<0.50	<1.0	<10	<2.0	<2.0	<2.0
GMW-42	04/17/19	SGI	<100	<100	<0.50	<0.50	<0.50	<1.5	<0.50	<1.0	<10	<2.0	<2.0	<2.0
GMW-42	10/29/19	SGI	<100	<100	<0.50	<0.50	<0.50	<1.5	<0.50	<1.2	<10	<2.0	<2.0	<2.0
GMW-42	05/06/20	SGI	<100	<100	<0.50	<0.50	<0.50	<1.5	<0.50	<1.2	<10	<2.0	<2.0	<2.0
GMW-42	10/20/20	SGI	<100	<100	<0.50	<0.50	<0.50	<1.5	<0.50	<1.2	<10	<2.0	<2.0	<2.0
GMW-42	05/04/21	SGI/Apex	<100	**130**	<0.50	<0.50	<0.50	<1.5	<0.50	<1.2	<10	<2.0	<2.0	<2.0

APPENDIX D

HISTORICAL ANALYTICAL RESULTS FOR TPH, BTEX COMPOUNDS, 1,2-DCA, AND FUEL OXYGENATES IN GROUNDWATER, NOVEMBER 1996 THROUGH NOVEMBER 2022

Defense Fuel Support Point Norwalk

15306 Norwalk Boulevard, Norwalk, California 90650

Well	Date	Sampled By	TPH-g (µg/L)	TPH-d (µg/L)	Benzene (µg/L)	Toluene (µg/L)	Ethyl-benzene (µg/L)	Xylenes (µg/L)	1,2-DCA (µg/L)	MTBE (µg/L)	TBA (µg/L)	DIPE (µg/L)	ETBE (µg/L)	TAME (µg/L)
GMW-42	11/04/21	SGI/Apex	<100	<100	<0.50	<0.50	<0.50	<1.5	<0.50	<1.2	<10	<2.0	<2.0	<2.0
GMW-42	05/10/22	SGI/Apex	<100	<100	<0.50	<0.50	<0.50	<1.0	<0.50	<1.2	<10	<2.0	<2.0	<2.0
GMW-42	11/02/22	SGI/Apex	<100	<100	<0.50	<0.50	<0.50	<1.5	<0.50	<1.2	<10	<2.0	<2.0	<2.0
GMW-43	11/27/96	GSI	**620**	<500	<0.50	<0.50	<0.50	<1	-----	-----	-----	-----	-----	-----
GMW-43	07/10/97	GTI	<50	<50	<0.50	<1	<1	<2	-----	-----	-----	-----	-----	-----
GMW-43	01/07/98	GTI	<500	<100	**0.30**	<0.30	<0.30	<0.60	-----	-----	-----	-----	-----	-----
GMW-43	05/21/98	BBC	<300	-----	<0.30	<0.30	<0.30	<0.60	-----	-----	-----	-----	-----	-----
GMW-43	11/05/98	GTI	<300	-----	<0.30	<0.30	<0.30	<0.60	-----	-----	-----	-----	-----	-----
GMW-43	05/27/99	GTI	<300	-----	<0.30	<0.30	<0.30	<0.60	-----	-----	-----	-----	-----	-----
GMW-43	11/18/99	IT Corporation	<300	-----	<0.30	<0.30	<0.30	<0.60	-----	-----	-----	-----	-----	-----
GMW-43	05/17/00	IT Corporation	<300	-----	**0.92**	<0.30	**0.45**	<0.60	-----	-----	-----	-----	-----	-----
GMW-43	11/30/00	IT Corporation	<300	-----	<0.30	<0.30	<0.30	<0.60	-----	<5	-----	-----	-----	-----
GMW-43	05/09/01	IT Corporation	<300	-----	<0.30	<0.30	<0.30	<0.60	-----	<5	-----	-----	-----	-----
GMW-43	11/07/01	IT Corporation	<300	-----	<0.30	<0.30	<0.30	<0.60	-----	<5	-----	-----	-----	-----
GMW-43	04/11/02	IT Corporation	<300	-----	<0.30	<0.30	<0.30	<0.60	-----	<5	-----	-----	-----	-----
GMW-43	10/23/02	GTI	<300	-----	<0.30	<0.30	<0.30	<0.30	-----	<5	-----	-----	-----	-----
GMW-43	04/14/03	GTI	-----	-----	<1	<1	<1	<2	-----	<3	-----	-----	-----	-----
GMW-43	10/08/03	BT for Parsons	-----	-----	<0.30	<0.30	<0.30	<0.30	-----	<5	-----	-----	-----	-----
GMW-43	04/21/04	BT for Parsons	-----	-----	<0.50	<1	<1	<1	-----	<1	-----	-----	-----	-----
GMW-43	11/06/04	BT for Parsons	-----	-----	<0.30	<0.30	<0.30	<0.30	-----	<5	-----	-----	-----	-----
GMW-43	05/10/05	BT for Parsons	-----	-----	<0.30	**0.68**	<0.30	<0.30	-----	<5	-----	-----	-----	-----
GMW-43	11/08/05	BT for Parsons	-----	-----	<0.30	**0.47**	<0.30	**0.31**	-----	<5	-----	-----	-----	-----
GMW-43	05/04/06	BT for Parsons	-----	-----	<0.30	<0.30	<0.30	<0.30	-----	<5	-----	-----	-----	-----
GMW-43	12/08/06	BT for Parsons	-----	-----	<0.50	<0.50	<0.50	<1	-----	<5	-----	-----	-----	-----
GMW-43	05/03/07	BT for Parsons	-----	-----	<0.50	<0.50	<0.50	<1	-----	**8.0**	-----	-----	-----	-----
GMW-43	11/15/07	BT for Parsons	-----	-----	<0.50	<0.50	<0.50	<1	-----	<5	-----	-----	-----	**-----**
GMW-43	04/17/08	BT for Parsons	-----	-----	<0.50	<0.50	<0.50	<1	-----	<5	-----	-----	-----	**-----**
GMW-43	10/16/08	BT for Parsons	-----	-----	<0.50	<0.50	<0.50	<0.50	<0.50	<0.50	<10	<2	<2	<2
GMW-43	04/23/09	BT for Parsons	-----	-----	<0.50	<0.50	<0.50	<0.50	-----	<0.50	-----	<0.50	<0.50	<0.50
GMW-43	10/21/09	BT for Parsons	-----	-----	<0.50	<0.50	<0.50	<0.50	<0.50	<0.50	<10	<2	<2	<2
GMW-43	04/15/10	BT for Parsons	-----	-----	<0.50	<0.50	<0.50	<0.50	-----	<0.50	<10	<2	<2	<2
GMW-43	10/08/10	BT for Parsons	-----	-----	<0.50	-----	-----	-----	<0.50	<0.50	<10	-----	-----	**-----**
GMW-43	04/11/11	BT for Parsons	-----	-----	<0.50	<0.50	<0.50	<0.50	<0.50	<0.50	<10	<2	<2	<2
GMW-43	10/11/11	Parsons	-----	-----	<0.50	<0.50	<0.50	<0.50	<0.50	<0.50	<10	<2	<2	<2
GMW-43	04/16/12	Parsons	-----	-----	<0.50	<0.50	<0.50	<0.50	<0.50	<0.50	**19**	<2	<2	<2
GMW-43	10/16/12	Parsons	-----	-----	<0.50	<0.50	<0.50	<0.50	<0.50	<0.50	<10	<2	<2	<2
GMW-43	04/08/13	Parsons	-----	<100	<0.50	<0.50	<0.50	<0.50	<0.50	<0.50	<10	<2	<2	<2
GMW-43	10/07/13	Parsons	<100	**180 HD**	<0.50	<0.50	<0.50	<0.50	<0.50	<0.50	<10	<2	<2	<2
GMW-43	04/14/14	Parsons	<100	<100	<0.50	<0.50	<0.50	<0.50	<0.50	<0.50	<10	<2	<2	<2
GMW-43	10/27/14	SGI	<100	<100	<0.50	<0.50	<0.50	<1.5	<0.50	<2.0	<10	<2.0	<2.0	<2.0
GMW-43	04/22/15	SGI	<100	<100	<0.50	<0.50	<0.50	<1.5	<0.50	<2.0	<10	<2.0	<2.0	<2.0
GMW-43	04/17/17	SGI	<100	**550**	<0.50	<0.50	**0.98**	<1.5	<0.50	<1.0	<10	<2.0	<2.0	<2.0
GMW-43	04/18/18	SGI	<100	**660**	<0.50	<0.50	<0.50	<1.5	<0.50	<1.0	<10	<2.0	<2.0	<2.0
GMW-43	11/06/18	SGI	<100	**240**	<0.50	<0.50	<0.50	<1.5	<0.50	<1.0	<10	<2.0	<2.0	<2.0
GMW-43	04/19/19	SGI	<100	**190**	<0.50	<0.50	<0.50	<1.5	<0.50	<1.0	<10	<2.0	<2.0	<2.0
GMW-43	10/31/19	SGI	<100	**300**	<0.50	<0.50	<0.50	<1.5	<0.50	<1.2	<10	<2.0	<2.0	<2.0
GMW-43	05/06/20	SGI	<100	**190**	<0.50	<0.50	<0.50	<1.5	<0.50	<1.2	<10	<2.0	<2.0	<2.0
GMW-43	10/22/20	SGI	<100	**390**	<0.50	<0.50	<0.50	<1.5	<0.50	<1.2	<10	<2.0	<2.0	<2.0
DUP-4 (GMW-43)	10/22/20	SGI	<100	**170**	<0.50	<0.50	<0.50	<1.5	<0.50	<1.2	<10	<2.0	<2.0	<2.0
GMW-43	05/10/21	SGI/Apex	<100	**250**	<0.50	<0.50	<0.50	<1.5	<0.50	<1.2	<10	<2.0	<2.0	<2.0
GMW-43	11/08/21	SGI/Apex	<100	**220**	<0.50	<0.50	<0.50	<1.5	<0.50	<1.2	<10	<2.0	<2.0	<2.0

APPENDIX D

HISTORICAL ANALYTICAL RESULTS FOR TPH, BTEX COMPOUNDS, 1,2-DCA, AND FUEL OXYGENATES IN GROUNDWATER, NOVEMBER 1996 THROUGH NOVEMBER 2022

Defense Fuel Support Point Norwalk

15306 Norwalk Boulevard, Norwalk, California 90650

Well	Date	Sampled By	TPH-g (µg/L)	TPH-d (µg/L)	Benzene (µg/L)	Toluene (µg/L)	Ethyl-benzene (µg/L)	Xylenes (µg/L)	1,2-DCA (µg/L)	MTBE (µg/L)	TBA (µg/L)	DIPE (µg/L)	ETBE (µg/L)	TAME (µg/L)
GMW-43	05/19/22	SGI/Apex	<100	**140**	<0.50	<0.50	<0.50	<1.0	<0.50	<1.2	<10	<2.0	<2.0	<2.0
DUP-6 (GMW-43)	05/19/22	SGI/Apex	<100	**260**	<0.50	<0.50	<0.50	<1.0	<0.50	<1.2	<10	<2.0	<2.0	<2.0
GMW-43	11/03/22	SGI/Apex	<100	<100	<0.50	<0.50	<0.50	<1.5	<0.50	<1.2	<10	<2.0	<2.0	<2.0
GMW-44	11/27/96	GSI	**820**	<500	<0.50	<0.50	<0.50	<1	-----	-----	-----	-----	-----	-----
GMW-44	07/10/97	GTI	**68**	**1,100**	<0.50	<1	<1	<2	-----	-----	-----	-----	-----	-----
GMW-44	01/06/98	GTI	<500	**700**	<0.30	<0.30	<0.30	<0.60	-----	-----	-----	-----	-----	-----
GMW-44	05/21/98	BBC	<300	-----	<0.30	<0.30	<0.30	<0.60	-----	-----	-----	-----	-----	-----
GMW-44	11/05/98	GTI	<300	-----	<0.30	<0.30	<0.30	<0.60	-----	-----	-----	-----	-----	-----
GMW-44	05/27/99	GTI	<300	-----	<0.30	<0.30	<0.30	<0.60	-----	-----	-----	-----	-----	-----
GMW-44	11/18/99	IT Corporation	<300	-----	<0.30	<0.30	<0.30	<0.60	-----	-----	-----	-----	-----	-----
GMW-44	05/17/00	IT Corporation	<300	-----	<0.30	<0.30	<0.30	**1.9**	-----	-----	-----	-----	-----	-----
GMW-44	11/30/00	IT Corporation	<300	-----	**0.98**	<0.30	**0.95**	<0.60	-----	<5	-----	-----	-----	-----
GMW-44	05/09/01	IT Corporation	<300	-----	<0.30	<0.30	<0.30	<0.60	-----	<5	-----	-----	-----	-----
GMW-44	11/07/01	IT Corporation	<300	-----	<0.30	<0.30	<0.30	<0.60	-----	<5	-----	-----	-----	-----
GMW-44	04/11/02	IT Corporation	<300	-----	<0.30	<0.30	<0.30	<0.60	-----	<5	-----	-----	-----	-----
GMW-44	10/23/02	GTI	<300	-----	<0.30	<0.30	<0.30	<0.30	-----	<5	-----	-----	-----	-----
GMW-44	04/14/03	GTI	-----	-----	<1	<1	<1	<2	-----	<3	-----	-----	-----	-----
GMW-44	10/08/03	BT for Parsons	-----	-----	<0.30	<0.30	<0.30	<0.30	-----	<5	-----	-----	-----	-----
GMW-44	04/21/04	BT for Parsons	-----	-----	<0.50	<1	<1	<1	-----	<1	-----	-----	-----	-----
GMW-44	11/04/04	BT for Parsons	-----	-----	<0.30	<0.30	<0.30	<0.30	-----	<5	-----	-----	-----	-----
GMW-44	05/06/05	BT for Parsons	-----	-----	**0.45**	**0.68**	<0.30	<0.30	-----	<5	-----	-----	-----	-----
GMW-44	11/08/05	BT for Parsons	-----	-----	<0.30	<0.30	<0.30	**0.39**	-----	<5	-----	-----	-----	-----
GMW-44	05/04/06	BT for Parsons	-----	-----	<0.30	<0.30	<0.30	<0.30	-----	<5	-----	-----	-----	-----
GMW-44	12/08/06	BT for Parsons	-----	-----	<0.50	<0.50	<0.50	<1	-----	<5	-----	-----	-----	-----
GMW-44	05/04/07	BT for Parsons	-----	-----	<0.50	<0.50	<0.50	<1	-----	**8.3**	-----	-----	-----	-----
GMW-44	11/15/07	BT for Parsons	-----	-----	<0.50	<0.50	<0.50	<1	-----	<5	-----	-----	-----	**-----**
GMW-44	04/17/08	BT for Parsons	-----	-----	<0.50	<0.50	<0.50	<1	-----	<5	-----	-----	-----	**-----**
GMW-44	10/16/08	BT for Parsons	-----	-----	<0.50	<0.50	<0.50	<0.50	<0.50	<0.50	<10	<2	<2	<2
GMW-44	04/23/09	BT for Parsons	-----	-----	<0.50	<0.50	<0.50	<0.50	-----	<0.50	-----	<0.50	<0.50	<0.50
GMW-44	10/21/09	BT for Parsons	-----	-----	<0.50	<0.50	<0.50	<0.50	<0.50	<0.50	<10	<2	<2	<2
GMW-44	04/15/10	BT for Parsons	-----	-----	<0.50	<0.50	<0.50	<0.50	-----	<0.50	<10	<2	<2	<2
GMW-44	10/08/10	BT for Parsons	-----	-----	<0.50	-----	-----	-----	<0.50	<0.50	<10	-----	-----	**-----**
GMW-44	04/11/11	BT for Parsons	-----	-----	<0.50	<0.50	<0.50	<0.50	<0.50	<0.50	<10	<2	<2	<2
GMW-44	10/11/11	Parsons	-----	-----	<0.50	<0.50	<0.50	<0.50	<0.50	<0.50	<10	<2	<2	<2
GMW-44	04/16/12	Parsons	-----	-----	<0.50	<0.50	<0.50	<0.50	<0.50	<0.50	**10**	<2	<2	<2
GMW-44	10/16/12	Parsons	-----	-----	<0.50	<0.50	<0.50	<0.50	<0.50	<0.50	<10	<2	<2	<2
GMW-44	04/08/13	Parsons	-----	**100 b**	<0.50	<0.50	<0.50	<0.50	<0.50	<0.50	<10	<2	<2	<2
GMW-44	10/07/13	Parsons	<100	<100	<0.50	<0.50	<0.50	<0.50	<0.50	<0.50	<10	<2	<2	<2
GMW-44	04/14/14	Parsons	<100	<100	<0.50	<0.50	<0.50	<0.50	<0.50	<0.50	<10	<2	<2	<2
GMW-44	10/27/14	SGI	<100	<100	<0.50	<0.50	<0.50	<1.5	<0.50	<2.0	<10	<2.0	<2.0	<2.0
GMW-44	04/22/15	SGI	<100	**170**	<0.50	<0.50	<0.50	<1.5	<0.50	<2.0	<10	<2.0	<2.0	<2.0
GMW-44	10/05/16	SGI	<100	**170**	<0.50	<0.50	<0.50	<1.5	<0.50	<1.0	<10	<2.0	<2.0	<2.0
GMW-44	04/20/17	SGI	<100	<100	<0.50	<0.50	<0.50	<1.5	<0.50	<1.0	<10	<2.0	<2.0	<2.0
GMW-44	10/03/17	SGI	<100	**130**	<0.50	<0.50	<0.50	<1.5	<0.50	<1.0	<10	<2.0	<2.0	<2.0
GMW-44	04/18/18	SGI	**160**	**130**	<0.50	<0.50	<0.50	<1.5	<0.50	<1.0	<10	<2.0	<2.0	<2.0
DUP-3 (GMW-44)	04/18/18	SGI	<100	**140**	<0.50	<0.50	<0.50	<1.5	<0.50	<1.0	<10	<2.0	<2.0	<2.0
GMW-44	11/06/18	SGI	<100	**130**	<0.50	<0.50	<0.50	<1.5	<0.50	<1.0	<10	<2.0	<2.0	<2.0
GMW-44	04/19/19	SGI	<100	<100	<0.50	<0.50	<0.50	<1.5	<0.50	<1.0	<10	<2.0	<2.0	<2.0
GMW-44	10/29/19	SGI	<100	<100	<0.50	<0.50	<0.50	<1.5	<0.50	<1.2	<10	<2.0	<2.0	<2.0
GMW-44	05/06/20	SGI	<100	<100	<0.50	<0.50	<0.50	<1.5	<0.50	<1.2	<10	<2.0	<2.0	<2.0
GMW-44	10/20/20	SGI	<100	<100	<0.50	<0.50	<0.50	<1.5	<0.50	<1.2	<10	<2.0	<2.0	<2.0

APPENDIX D

HISTORICAL ANALYTICAL RESULTS FOR TPH, BTEX COMPOUNDS, 1,2-DCA, AND FUEL OXYGENATES IN GROUNDWATER, NOVEMBER 1996 THROUGH NOVEMBER 2022

Defense Fuel Support Point Norwalk

15306 Norwalk Boulevard, Norwalk, California 90650

Well	Date	Sampled By	TPH-g (µg/L)	TPH-d (µg/L)	Benzene (µg/L)	Toluene (µg/L)	Ethyl-benzene (µg/L)	Xylenes (µg/L)	1,2-DCA (µg/L)	MTBE (µg/L)	TBA (µg/L)	DIPE (µg/L)	ETBE (µg/L)	TAME (µg/L)
GMW-44	05/04/21	SGI/Apex	<100	<100	<0.50	<0.50	<0.50	<1.5	<0.50	<1.2	<10	<2.0	<2.0	<2.0
GMW-44	11/02/21	SGI/Apex	<100	**130**	<0.50	<0.50	<0.50	<1.5	<0.50	<1.2	<10	<2.0	<2.0	<2.0
GMW-44	05/12/22	SGI/Apex	<100	**130**	<0.50	<0.50	<0.50	<1.0	<0.50	<1.2	<10	<2.0	<2.0	<2.0
DUP-4 (GMW-44)	05/12/22	SGI/Apex	<100	<100	<0.50	<0.50	<0.50	<1.0	<0.50	<1.2	<10	<2.0	<2.0	<2.0
GMW-44	11/03/22	SGI/Apex	<100	<100	<0.50	<0.50	<0.50	<1.5	<0.50	<1.2	<10	<2.0	<2.0	<2.0
GMW-45	11/22/96	GSI	**23,000**	<500	**1,100**	**230**	**580**	**2,900**	<0.50	-----	-----	-----	-----	-----
GMW-45	07/09/97	GTI	**1,100**	**2,700**	**330**	<5	**280**	**930**	-----	-----	-----	-----	-----	-----
GMW-45	01/06/98	GTI	**3,200**	**3,400**	**286**	**1.3**	**188**	**543**	-----	-----	-----	-----	-----	-----
GMW-45	05/20/98	BBC	**4,200**	-----	**270**	**221**	**109**	**569**	-----	-----	-----	-----	-----	-----
GMW-45	11/05/98	GTI	**1,400**	-----	**81**	<0.30	**40**	**75**	-----	-----	-----	-----	-----	-----
GMW-45	05/27/99	GTI	**3,750**	-----	**420**	<0.60	**180**	**390**	-----	-----	-----	-----	-----	-----
GMW-45	11/18/99	IT Corporation	**3,960**	-----	**380**	<3	**140**	**100**	-----	-----	-----	-----	-----	-----
GMW-45	05/17/00	IT Corporation	**5,200**	-----	**620**	**8.0**	**87**	**37**	-----	-----	-----	-----	-----	-----
GMW-45	11/29/00	IT Corporation	**2,400**	-----	**330**	**1.3**	**6.0**	**4.0**	-----	<10	-----	-----	-----	-----
GMW-45	05/09/01	IT Corporation	**6,500**	-----	**620**	**74**	**51**	**420**	-----	<50	-----	-----	-----	-----
GMW-45	11/07/01	IT Corporation	**5,700**	-----	**730**	<3	**8.5**	**19**	-----	<50	-----	-----	-----	-----
GMW-45	04/10/02	IT Corporation	**9,800**	-----	**900**	**21**	**69**	**240**	-----	**240**	-----	-----	-----	-----
GMW-45	10/23/02	GTI	**3,200**	-----	**770**	**5.5**	**120**	**290**	-----	<5	-----	-----	-----	-----
GMW-45	04/10/03	GTI	-----	-----	**344**	**11**	**5.6**	**10**	-----	<6	-----	-----	-----	-----
GMW-45	10/08/03	BT for Parsons	-----	-----	**470**	<0.60	**6.5**	**3.7**	-----	<10	-----	-----	-----	-----
GMW-45	04/21/04	BT for Parsons	-----	-----	**140**	<1	**2.5**	<1	-----	<1	-----	-----	-----	-----
GMW-45	11/04/04	BT for Parsons	-----	-----	**84**	<0.30	**3.0**	**2.9**	-----	<5	-----	-----	-----	-----
GMW-45	05/05/05	BT for Parsons	-----	-----	**670**	**17**	**520**	**720**	-----	<50	-----	-----	-----	-----
GMW-45	11/05/05	BT for Parsons	-----	-----	**340**	**0.46**	**130**	**250**	-----	**10**	-----	-----	-----	-----
GMW-45	05/03/06	BT for Parsons	-----	-----	**76**	**4.1**	**11**	**16**	-----	<5	-----	-----	-----	-----
GMW-45	12/05/06	BT for Parsons	-----	-----	**67**	**1.9**	**3.6**	**6.4**	-----	<5	-----	-----	-----	-----
GMW-45	05/02/07	BT for Parsons	-----	-----	**37**	**0.56**	**2.0**	**3.0**	-----	**11**	-----	-----	-----	-----
GMW-45	11/14/07	BT for Parsons	-----	-----	**42**	<0.50	<0.50	<1	-----	**9.6**	-----	-----	-----	**-----**
GMW-45	04/16/08	BT for Parsons	-----	-----	**21**	**0.52**	**1.4**	**2.9**	-----	<5	-----	-----	-----	-----
GMW-45	10/15/08	BT for Parsons	-----	-----	**9.7**	<0.50	**1.9**	<0.50	<0.50	<0.50	<10	<2	<2	<2
GMW-45	04/21/09	BT for Parsons	-----	-----	**11**	<2	<2	<2	-----	<2	-----	-----	-----	**-----**
GMW-45	10/21/09	BT for Parsons	-----	-----	**15**	<0.50	**2.2**	<0.50	<0.50	<0.50	**11**	<2	<2	<2
GMW-45	04/12/10	BT for Parsons	-----	-----	**85**	<0.50	**2.6**	**0.28**	-----	<0.50	**11**	<2	<2	<2
GMW-45	10/07/10	BT for Parsons	-----	-----	**53**	-----	-----	-----	<0.50	<0.50	**15**	-----	-----	**-----**
GMW-45	04/14/11	BT for Parsons	-----	-----	**150**	<0.50	**3.6**	**0.94**	<0.50	<0.50	<10	<2	<2	<2
GMW-45	10/11/11	Parsons	-----	-----	**43**	<0.33	**1.8**	**0.29 J**	<0.50	<0.50	**41**	<2	<2	<2
GMW-45	04/19/12	Parsons	-----	-----	**28**	**0.24 J**	**1.9**	**0.8 J**	<0.50	<0.50	**28**	<2	<2	<2
GMW-45	10/17/12	Parsons	-----	-----	**44**	<0.50	**1.6**	<0.50	<0.50	<0.50	**20**	<2	<2	<2
GMW-45	04/11/13	Parsons	-----	**3,400 b**	**24**	<0.50	**1.4**	**0.59 J**	<0.50	<0.50	**13**	<2	<2	<2
GMW-45	10/30/14	SGI	**1,500**	**3,700**	**0.78**	<0.50	**0.52**	<1.5	<0.50	<2.0	<10	<2.0	<2.0	<2.0
GMW-45	10/10/16	SGI	**2,200**	**4,500**	<0.50	<0.50	<0.50	<1.5	<0.50	<1.0	<10	<2.0	<2.0	<2.0
GMW-45	05/10/19	SGI	**3,500**	**25,000**	**90**	**2.5**	**42**	**380**	<0.50	<1.0	<10	<2.0	<2.0	<2.0
GMW-45	11/07/19	SGI	**4,300**	**9,400**	**99**	**3.6**	**49**	**269.6**	<2.5	<6.0	<50	<10	<10	<10
GMW-45	05/11/20	SGI	**1,500**	**2,700**	**31**	<5.0	**87**	**140**	<5.0	<12	<100	<20	<20	<20
GMW-45	10/26/20	SGI	**2,700**	**720**	**54**	<2.5	**29**	**80**	<2.5	<6.0	<50	<10	<10	<10
GMW-45	05/10/21	SGI/Apex	**1,200**	**1,900**	**1.1**	<1.0	<1.0	<3.0	<1.0	<2.4	<20	<4.0	<4.0	<4.0
GMW-45	11/08/21	SGI/Apex	**230**	**790**	<0.50	<0.50	<0.50	<1.5	<0.50	<1.2	<10	<2.0	<2.0	<2.0
GMW-45	05/19/22	SGI/Apex	**270**	**1,500**	<0.50	<0.50	<0.50	<1.0	<0.50	<1.2	<10	<2.0	<2.0	<2.0
GMW-45	11/08/22	SGI/Apex	<100	**720**	<0.50	<0.50	<0.50	<1.5	<0.50	<1.2	<10	<2.0	<2.0	<2.0
GMW-47	11/27/96	GSI	**9,600**	<500	**1,800**	<25	**160**	**660**	-----	-----	-----	-----	-----	-----

APPENDIX D

HISTORICAL ANALYTICAL RESULTS FOR TPH, BTEX COMPOUNDS, 1,2-DCA, AND FUEL OXYGENATES IN GROUNDWATER, NOVEMBER 1996 THROUGH NOVEMBER 2022

Defense Fuel Support Point Norwalk

15306 Norwalk Boulevard, Norwalk, California 90650

Well	Date	Sampled By	TPH-g (µg/L)	TPH-d (µg/L)	Benzene (µg/L)	Toluene (µg/L)	Ethyl-benzene (µg/L)	Xylenes (µg/L)	1,2-DCA (µg/L)	MTBE (µg/L)	TBA (µg/L)	DIPE (µg/L)	ETBE (µg/L)	TAME (µg/L)
GMW-47	07/09/97	GTI	**420**	**93**	**350**	<1	**170**	**79**	-----	-----	-----	-----	-----	-----
GMW-47	01/06/98	GTI	**1,900**	<100	**438**	**11**	**75**	**253**	<2.5	<2.5	-----	-----	-----	-----
GMW-47	05/20/98	BBC	<300	-----	**1.0**	<0.30	<0.30	<0.60	-----	-----	-----	-----	-----	-----
GMW-47	11/05/98	GTI	**1,700**	-----	**910**	**4.9**	**18**	**140**	-----	-----	-----	-----	-----	-----
GMW-47	05/26/99	GTI	<300	-----	**130**	<0.30	**0.33**	**3.0**	-----	-----	-----	-----	-----	-----
GMW-47	11/18/99	IT Corporation	**2,100**	-----	**1,100**	**0.77**	**5.8**	**27**	-----	-----	-----	-----	-----	-----
GMW-47	05/17/00	IT Corporation	**7,200**	-----	**2,300**	**700**	**200**	**1,100**	-----	-----	-----	-----	-----	-----
GMW-47	11/29/00	IT Corporation	**990**	-----	**280**	**0.59**	**2.2**	<0.60	-----	<5	-----	-----	-----	-----
GMW-47	03/30/01	IT Corporation	-----	-----	-----	-----	-----	-----	-----	-----	-----	-----	-----	-----
GMW-47	05/09/01	IT Corporation	**7,600**	-----	**1,400**	**110**	**55**	**590**	-----	**16**	-----	-----	-----	-----
GMW-47	11/07/01	IT Corporation	**1,500**	-----	**410**	**8.2**	**8.7**	**150**	-----	<50	-----	-----	-----	-----
GMW-47	04/10/02	IT Corporation	**4,100**	-----	**710**	**150**	**9.2**	**360**	-----	<25	-----	-----	-----	-----
GMW-47	10/23/02	GTI	**4,000**	-----	**430**	<5	**26**	**100**	<2.5	<5	-----	-----	-----	-----
GMW-47	04/09/03	GTI	-----	-----	**1.4**	<0.50	<0.50	<0.50	<1	<0.50	-----	-----	-----	-----
GMW-47	09/18/03	BT for Parsons	-----	-----	<0.50	<0.50	<0.50	<0.50	<0.50	<0.50	-----	-----	-----	-----
GMW-47	10/08/03	BT for Parsons	**140**	-----	<0.50	<0.50	<0.50	<0.50	<0.50	<0.50	-----	-----	-----	**-----**
GMW-47	02/21/04	BT for Parsons	-----	-----	**4.2**	<0.50	<0.50	<0.50	**---**	<0.50	-----	-----	-----	-----
GMW-47	04/21/04	BT for Parsons	**160**	-----	<0.50	<0.50	<0.50	<0.50	<0.50	<0.50	<10	<2	<2	<2
GMW-47	07/21/04	BT for Parsons	**330**	-----	<0.50	<0.50	<0.50	<0.50	-----	<0.50	-----	-----	-----	-----
GMW-47	11/03/04	BT for Parsons	<100	-----	<0.50	<0.50	<0.50	<0.50	<0.50	<0.50	<10	<2	<2	<2
GMW-47	03/02/05	BT for Parsons	**170**	-----	**33**	<1	**5.8**	<1	-----	<1	-----	-----	-----	**-----**
GMW-47	05/05/05	BT for Parsons	**420**	-----	**22**	<0.50	**6.0**	**18**	<0.50	<0.50	<10	<2	<2	<2
GMW-47	08/04/05	BT for Parsons	<100	-----	**3.4**	<0.50	<0.50	<0.50	<0.50	<0.50	<10	<2	<2	<2
GMW-47	11/05/05	BT for Parsons	<100	-----	<0.50	<0.50	<0.50	<0.50	<0.50	<0.50	<10	<2	<2	<2
GMW-47	03/08/06	BT for Parsons	<100	-----	<0.50	<0.50	<0.50	<0.50	<0.50	<0.50	<10	<2	<2	<2
GMW-47	05/03/06	BT for Parsons	<100	-----	**2.3**	<0.50	<0.50	<0.50	<0.50	<0.50	<10	<2	<2	<2
GMW-47	07/28/06	BT for Parsons	<100	-----	**0.95**	<0.50	<0.50	<0.50	<0.50	<0.50	<10	<2	<2	<2
GMW-47	12/05/06	BT for Parsons	<100	-----	**5.4**	<0.50	<0.50	<0.50	<0.50	<0.50	<10	<2	<2	<2
GMW-47	03/23/07	BT for Parsons	<100	-----	**11**	<0.50	<0.50	<0.50	<0.50	<0.50	<10	<2	<2	<2
GMW-47	05/02/07	BT for Parsons	<100	-----	**4.8**	<0.50	<0.50	<0.50	<0.50	<0.50	<10	<2	<2	<2
GMW-47	08/31/07	BT for Parsons	<100	-----	**1.8**	<0.50	<0.50	<0.50	<0.50	<0.50	<10	<2	<2	<2
GMW-47	11/13/07	BT for Parsons	<100	-----	**0.83**	<0.50	<0.50	<0.50	<0.50	<0.50	<10	<2	<2	<2
GMW-47	02/07/08	BT for Parsons	<100	-----	**1.7**	<0.50	<0.50	<0.50	<0.50	<0.50	<10	<2	<2	<2
GMW-47	04/16/08	BT for Parsons	<100	-----	**1.6**	<0.50	<0.50	<0.50	<0.50	<0.50	<10	<2	<2	<2
GMW-47	07/29/08	BT for Parsons	<100	-----	<0.50	<0.50	<0.50	<0.50	<0.50	<0.50	<10	<2	<2	<2
GMW-47	10/15/08	BT for Parsons	<100	-----	<0.50	<0.50	<0.50	<0.50	<0.50	<0.50	<10	<2	<2	<2
GMW-47	02/12/09	BT for Parsons	**170**	-----	<0.50	<0.50	<0.50	<0.50	<0.50	<0.50	<10	<2	<2	<2
GMW-47	04/20/09	BT for Parsons	**180**	-----	<0.50	<0.50	<0.50	<0.50	<0.50	<0.50	<10	<2	<2	<2
GMW-47	07/20/09	Blaine Tech for AMEC	**200**	-----	<0.50	<0.50	<0.50	<0.50	<0.50	<0.50	**15**	<2	<2	<2
GMW-47	10/19/09	BT for Parsons	**170**	-----	<0.50	<0.50	<0.50	<0.50	<0.50	<0.50	**15**	<2	<2	<2
GMW-47	01/11/10	BT for Parsons	-----	-----	<0.50	<0.50	<0.50	<0.50	<0.50	<0.50	**17**	<2	<2	<2
GMW-47	04/19/10	BT for Parsons	-----	-----	<0.50	<0.50	<0.50	<0.50	<0.50	<0.50	**13**	<2	<2	<2
GMW-47	10/06/10	BT for Parsons	-----	-----	**0.35 J**	-----	-----	-----	<0.50	<0.50	**16**	-----	-----	**-----**
GMW-47	01/11/11	BT for Parsons	-----	-----	**5.2**	<0.50	**0.75**	<0.50	<0.50	**1.2**	**17**	<2	<2	<2
GMW-47	04/14/11	BT for Parsons	-----	-----	**0.36 J**	<0.50	**0.27 J**	<0.50	<0.50	**2.6**	<10	<2	<2	<2
GMW-47	07/12/11	Parsons	-----	-----	**0.54**	<0.50	**0.58**	<0.50	<0.50	**3.8**	**32**	<2	<2	<2
GMW-47	10/11/11	Parsons	-----	-----	**0.55**	<0.50	**0.99**	**0.32 J**	<0.50	**6.1**	**46**	<2	<2	<2
GMW-47	01/10/12	Parsons	-----	-----	**0.63**	<0.50	**0.74**	**0.36 J**	<0.50	**7.9**	**110**	<2	<2	<2
GMW-47	04/20/12	Parsons	-----	-----	**0.52**	<0.50	**0.68**	**0.31 J**	<0.50	**5.0**	**310**	<2	<2	<2
GMW-47	07/10/12	Parsons	-----	-----	**0.15 J**	<0.50	**0.29 J**	**0.31**	<0.50	**6.5**	**250**	<2	<2	<2
GMW-47	10/17/12	Parsons	-----	-----	**0.46 J**	<0.50	**0.17 J**	<0.50	<0.50	**4.5**	**310**	<2	<2	<2
GMW-47	01/15/13	Parsons	-----	**580 b**	<0.50	<0.50	<0.50	<0.50	<0.50	**3.7**	**320**	<2	<2	<2

APPENDIX D

HISTORICAL ANALYTICAL RESULTS FOR TPH, BTEX COMPOUNDS, 1,2-DCA, AND FUEL OXYGENATES IN GROUNDWATER, NOVEMBER 1996 THROUGH NOVEMBER 2022

Defense Fuel Support Point Norwalk

15306 Norwalk Boulevard, Norwalk, California 90650

Well	Date	Sampled By	TPH-g (µg/L)	TPH-d (µg/L)	Benzene (µg/L)	Toluene (µg/L)	Ethyl-benzene (µg/L)	Xylenes (µg/L)	1,2-DCA (µg/L)	MTBE (µg/L)	TBA (µg/L)	DIPE (µg/L)	ETBE (µg/L)	TAME (µg/L)
GMW-47	04/11/13	Parsons	-----	**1,500 b**	<0.50	<0.50	<0.50	<0.50	<0.50	**5.4**	**150**	<2	<2	<2
GMW-47	10/08/13	Parsons	<100	**990 HD**	<0.50	<0.50	<0.50	<0.50	<0.50	**4.8**	**490**	<2	<2	<2
GMW-47	04/16/14	Parsons	<100	**1,500 HD**	<0.50	<0.50	<0.50	<0.50	<0.50	**6.0**	**280**	<2	<2	<2
GMW-47	10/29/14	SGI	<100	**2,100**	<0.50	<0.50	<0.50	<1.5	<0.50	**5.8**	**130**	<2.0	<2.0	<2.0
GMW-47	04/28/15	SGI	<100	**2,100**	<0.50	<0.50	<0.50	<1.5	<0.50	**5.9**	**350**	<2.0	<2.0	<2.0
GMW-47	10/26/15	SGI	<100	**1,300**	<0.50	<0.50	<0.50	<1.5	<0.50	**4.8**	**31**	<2.0	<2.0	<2.0
GMW-47	04/14/16	SGI	<100	**450**	<0.50	<0.50	<0.50	<1.5	<0.50	**5.7**	<10	<2.0	<2.0	<2.0
GMW-47	10/07/16	SGI	<100	**2,000**	<0.50	<0.50	<0.50	<1.5	<0.50	**4.9**	**120**	<2.0	<2.0	<2.0
DUP-5 (GMW-47)	10/07/16	SGI	<100	**1,900**	<0.50	<0.50	<0.50	<1.5	<0.50	**5.1**	**140**	<2.0	<2.0	<2.0
GMW-47	04/21/17	SGI	<100	**860**	<0.50	<0.50	<0.50	<1.5	<0.50	<1.0	<10	<2.0	<2.0	<2.0
GMW-47	10/04/17	SGI	<100	**980**	<0.50	<0.50	<0.50	<1.5	<0.50	**8.6**	**410**	<2.0	<2.0	<2.0
GMW-47	04/23/18	SGI	<100	**890**	**0.61**	<0.50	<0.50	<1.5	<0.50	**6.5**	**220**	<2.0	<2.0	<2.0
GMW-47	11/12/18	SGI	<100	**2,400**	<0.50	<0.50	<0.50	<1.5	<0.50	**2.2**	**24**	<2.0	<2.0	<2.0
GMW-47	04/22/19	SGI	<100	**1,000**	<0.50	<0.50	<0.50	<1.5	<0.50	**2.6**	<10	<2.0	<2.0	<2.0
GMW-47	05/10/19	SGI	<100	**2,100**	<0.50	<0.50	<0.50	<1.5	<0.50	**3.2**	**250**	<2.0	<2.0	<2.0
GMW-47	11/06/19	SGI	<100	**600**	<0.50	<0.50	<0.50	<1.5	<0.50	**2.0**	**58**	<2.0	<2.0	<2.0
DUP-6 (GMW-47)	11/06/19	SGI	<100	**480**	<0.50	<0.50	<0.50	<1.5	<0.50	**2.4**	**69**	<2.0	<2.0	<2.0
GMW-47	05/08/20	SGI	**170**	**1,800**	**1.2**	<0.50	<0.50	<1.5	<0.50	**14**	**1,100**	<2.0	<2.0	<2.0
GMW-47	10/26/20	SGI	**130**	**750**	<0.50	<0.50	<0.50	<1.5	<0.50	**5.1**	**160**	<2.0	<2.0	<2.0
GMW-47	05/10/21	SGI/Apex	**140**	**790**	<0.50	<0.50	<0.50	<1.5	<0.50	**1.3**	<10	<2.0	<2.0	<2.0
DUP-6 (GMW-47)	05/10/21	SGI/Apex	**140**	**900**	<0.50	<0.50	<0.50	<1.5	<0.50	**1.3**	<10	<2.0	<2.0	<2.0
GMW-47	11/05/21	SGI/Apex	**240**	**590**	**15**	<0.50	<0.50	<1.5	<0.50	<1.2	**27**	<2.0	<2.0	<2.0
GMW-47	05/12/22	SGI/Apex	**440**	**650**	**48**	<0.50	<0.50	<1.0	<0.50	**1.5**	**17**	<2.0	<2.0	<2.0
GMW-47	11/08/22	SGI/Apex	**160**	**320**	**5.2**	<0.50	<0.50	<1.5	<0.50	<1.2	<10	<2.0	<2.0	<2.0
DUP-7 (GMW-47)	11/08/22	SGI/Apex	**130**	**320**	**6.8**	<0.50	<0.50	<1.5	<0.50	<1.2	**15**	<2.0	<2.0	<2.0
GMW-48	11/22/96	GSI	**56,000**	<500	**10,000**	**1,800**	**1,500**	**6,900**	**0.80**	-----	-----	-----	-----	**-----**
GMW-48	10/09/13	Parsons	**1,200 HD**	**3,100 HD**	**450**	**0.49 J**	**1.3**	**1.5**	<0.50	**0.78**	**32**	<2	<2	<2
GMW-48	04/17/14	Parsons	**1,800 HD**	**1,900 HD**	**400**	<1.2	**1.7**	**1.3**	<1.2	<1.2	**44**	<5	<5	<5
GMW-48	10/31/14	SGI	**2,600**	**3,100**	**450**	<0.50	**2.1**	<1.5	<0.50	<2.0	**21**	<2.0	<2.0	<2.0
GMW-48	04/29/15	SGI	**1,000**	**2,400**	**300**	<2.5	**2.5**	<5.0	<2.5	<10	<50	<10	<10	<10
GMW-48	10/26/15	SGI	**1,500**	**1,800**	**170**	<2.5	**18**	**126**	<2.5	<10	<50	<10	<10	<10
GMW-48	10/11/16	SGI	**470**	**1,100**	**200**	<1.0	<1.0	<3.0	<1.0	<2.0	<20	<4.0	<4.0	<4.0
DUP-8 (GMW-48)	10/11/16	SGI	**530**	**1,100**	**200**	<1.0	<1.0	<3.0	<1.0	<2.0	<20	<4.0	<4.0	<4.0
GMW-48	04/21/17	SGI	**460**	**1,500**	**190**	<0.50	**0.50**	<1.5	<0.50	<1.0	<10	<2.0	<2.0	<2.0
GMW-48	10/09/17	SGI	**360**	**1,400**	**190**	<1.0	<1.0	<3.0	<1.0	<2.0	<20	<4.0	<4.0	<4.0
DUP-7 (GMW-48)	10/09/17	SGI	**360**	**1,600**	**180**	<1.0	<1.0	<3.0	<1.0	<2.0	<20	<4.0	<4.0	<4.0
GMW-48	04/23/18	SGI	**280**	**810**	**130**	<2.5	<2.5	<5.0	<7.5	<10	<50	<10	<10	<10
GMW-48	11/15/18	SGI	**150**	**690**	**1.0**	<0.50	<0.50	<1.5	<0.50	<1.0	<10	<2.0	<2.0	<2.0
GMW-48	04/18/19	SGI	<100	**500**	<0.50	<0.50	<0.50	<1.5	<0.50	<1.0	<10	<2.0	<2.0	<2.0
GMW-48	10/30/19	SGI	<100	**450**	<0.50	<0.50	<0.50	<1.5	<0.50	<1.2	<10	<2.0	<2.0	<2.0
GMW-48	05/08/20	SGI	<100	<100	<0.50	<0.50	<0.50	<1.5	<0.50	<1.2	<10	<2.0	<2.0	<2.0
GMW-48	10/21/20	SGI	<100	**130**	<0.50	<0.50	<0.50	<1.5	<0.50	<1.2	<10	<2.0	<2.0	<2.0
GMW-48	05/05/21	SGI/Apex	<100	**150**	<0.50	<0.50	<0.50	<1.5	<0.50	<1.2	<10	<2.0	<2.0	<2.0
GMW-48	11/04/21	SGI/Apex	<100	<100	<0.50	<0.50	<0.50	<1.5	<0.50	<1.2	<10	<2.0	<2.0	<2.0
DUP-4 (GMW-48)	11/04/21	SGI/Apex	<100	<100	<0.50	<0.50	<0.50	<1.5	<0.50	<1.2	<10	<2.0	<2.0	<2.0
GMW-48	05/10/22	SGI/Apex	<100	<100	<0.50	<0.50	<0.50	<1.0	<0.50	<1.2	<10	<2.0	<2.0	<2.0
DUP-2 (GMW-48)	05/10/22	SGI/Apex	<100	<100	<0.50	<0.50	<0.50	<1.0	<0.50	<1.2	<10	<2.0	<2.0	<2.0
GMW-48	11/01/22	SGI/Apex	<100	<100	<0.50	<0.50	<0.50	<1.5	<0.50	<1.2	<10	<2.0	<2.0	<2.0
GMW-50	01/10/12	Parsons	-----	-----	**48**	<0.50	**0.24 J**	**2.5**	<0.50	**0.47 J**	**9.6 J**	<2	<2	<2
GMW-50	04/14/16	SGI	<100	**440**	**35**	<0.50	<0.50	<1.5	<0.50	**1.3**	<10	<2.0	<2.0	<2.0

APPENDIX D

HISTORICAL ANALYTICAL RESULTS FOR TPH, BTEX COMPOUNDS, 1,2-DCA, AND FUEL OXYGENATES IN GROUNDWATER, NOVEMBER 1996 THROUGH NOVEMBER 2022

Defense Fuel Support Point Norwalk

15306 Norwalk Boulevard, Norwalk, California 90650

Well	Date	Sampled By	TPH-g (µg/L)	TPH-d (µg/L)	Benzene (µg/L)	Toluene (µg/L)	Ethyl-benzene (µg/L)	Xylenes (µg/L)	1,2-DCA (µg/L)	MTBE (µg/L)	TBA (µg/L)	DIPE (µg/L)	ETBE (µg/L)	TAME (µg/L)
GWM-54	04/22/15	SGI	<100	**1,800**	<0.50	<0.50	<0.50	<1.5	<0.50	**2.3**	<10	<2.0	<2.0	<2.0
GMW-54	04/21/17	SGI	<100	**850**	<0.50	<0.50	<0.50	<1.5	<0.50	<1.0	<10	<2.0	<2.0	<2.0
GMW-56	11/05/98	GTI	<300	-----	<0.30	<0.30	**16**	<0.60	-----	-----	-----	-----	-----	-----
GMW-56	05/27/99	GTI	<300	-----	<0.30	<0.30	<0.30	<0.60	-----	-----	-----	-----	-----	-----
GMW-56	11/18/99	IT Corporation	<300	-----	<0.30	<0.30	<0.30	<0.60	-----	-----	-----	-----	-----	-----
GMW-56	05/17/00	IT Corporation	<300	-----	<0.30	<0.30	<0.30	<0.60	-----	-----	-----	-----	-----	-----
GMW-56	11/29/00	IT Corporation	<300	-----	<0.30	<0.30	<0.30	<0.60	-----	<5	-----	-----	-----	-----
GMW-56	05/09/01	IT Corporation	<300	-----	<0.30	<0.30	<0.30	<0.60	-----	<5	-----	-----	-----	-----
GMW-56	11/07/01	IT Corporation	<300	-----	<0.30	<0.30	<0.30	<0.60	-----	<5	-----	-----	-----	-----
GMW-56	04/10/02	IT Corporation	<300	-----	<0.30	<0.30	<0.30	<0.60	-----	**12**	-----	-----	-----	-----
GMW-56	04/10/03	GTI	-----	-----	<0.50	<0.50	<0.50	<0.50	<0.50	<0.50	-----	-----	-----	-----
GMW-56	10/08/03	BT for Parsons	-----	-----	<0.50	<0.50	<0.50	<0.50	<0.50	<0.50	-----	-----	-----	-----
GMW-56	04/21/04	BT for Parsons	-----	-----	<0.50	<0.50	<0.50	<0.50	<0.50	<0.50	<10	<2	<2	<2
GMW-56	11/04/04	BT for Parsons	-----	-----	<0.50	<0.50	<0.50	<0.50	<0.50	<0.50	<10	<2	<2	<2
GMW-56	05/05/05	BT for Parsons	-----	-----	<0.50	<0.50	<0.50	<0.50	<0.50	<0.50	<10	<2	<2	<2
GMW-56	11/05/05	BT for Parsons	-----	-----	<0.50	<0.50	<0.50	<0.50	<0.50	<0.50	<10	<2	<2	<2
GMW-56	05/03/06	BT for Parsons	-----	-----	<0.50	<0.50	<0.50	<0.50	<0.50	<0.50	<10	<2	<2	<2
GMW-56	12/08/06	BT for Parsons	-----	-----	<0.50	<0.50	<0.50	<0.50	<0.50	<0.50	<10	<2	<2	<2
GMW-56	05/02/07	BT for Parsons	-----	-----	<0.50	<0.50	<0.50	<0.50	<0.50	<0.50	<10	<2	<2	<2
GMW-56	11/14/07	BT for Parsons	-----	-----	<0.50	<0.50	<0.50	<0.50	<0.50	<0.50	<10	<2	<2	<2
GMW-56	04/16/08	BT for Parsons	-----	-----	<0.50	<0.50	<0.50	**0.94**	<0.50	<0.50	<10	<2	<2	<2
GMW-56	10/15/08	BT for Parsons	-----	-----	<0.50	<0.50	<0.50	<0.50	<0.50	<0.50	<10	<2	<2	<2
GMW-56	04/21/09	BT for Parsons	-----	-----	<0.50	<0.50	<0.50	<0.50	<0.50	<0.50	<10	<2	<2	<2
GMW-56	10/21/09	BT for Parsons	-----	-----	<0.50	<0.50	<0.50	<0.50	<0.50	<0.50	**4.2 J**	<2	<2	<2
GMW-56	04/12/10	BT for Parsons	-----	-----	<0.50	<0.50	<0.50	<0.50	<0.50	<0.50	<10	<2	<2	<2
GMW-56	04/15/11	BT for Parsons	-----	-----	<0.50	<0.50	<0.50	<0.50	<0.50	<0.50	<10	<2	<2	<2
GMW-56	10/08/13	Parsons	<100	**190 HD**	<0.50	<0.50	<0.50	<0.50	<0.50	<0.50	<10	<2	<2	<2
GMW-56	04/15/14	Parsons	<100	<95	<0.50	<0.50	<0.50	<0.50	<0.50	<0.50	<10	<2	<2	<2
GMW-56	10/27/14	SGI	<100	<100	<0.50	<0.50	<0.50	<1.5	<0.50	<2.0	<10	<2.0	<2.0	<2.0
GMW-56	04/22/15	SGI	<100	<100	<0.50	<0.50	<0.50	<1.0	<0.50	<2.0	<10	<2.0	<2.0	<2.0
GMW-56	04/13/16	SGI	<100	<100	<0.50	<0.50	**0.62**	**0.73**	<0.50	<1.0	<10	<2.0	<2.0	<2.0
GMW-56	10/04/16	SGI	<100	<100	<0.50	<0.50	<0.50	<1.5	<0.50	<1.0	<10	<2.0	<2.0	<2.0
GMW-56	04/18/17	SGI	<100	<100	<0.50	<0.50	<0.50	<1.5	<0.50	<1.0	<10	<2.0	<2.0	<2.0
DUP-2 (GMW-56)	04/18/17	SGI	<100	<100	<0.50	<0.50	<0.50	<1.5	<0.50	<1.0	<10	<2.0	<2.0	<2.0
GMW-56	10/03/17	SGI	<100	**120**	<0.50	<0.50	<0.50	<1.5	<0.50	<1.0	<10	<2.0	<2.0	<2.0
GMW-56	04/17/18	SGI	<100	<100	<0.50	<0.50	<0.50	<1.5	<0.50	<1.0	<10	<2.0	<2.0	<2.0
GMW-56	11/05/18	SGI	<100	<100	<0.50	<0.50	<0.50	<1.5	<0.50	<1.0	<10	<2.0	<2.0	<2.0
GMW-56	04/16/19	SGI	<100	<100	<0.50	<0.50	<0.50	<1.5	<0.50	<1.0	<10	<2.0	<2.0	<2.0
GMW-56	10/29/19	SGI	<100	<100	<0.50	<0.50	<0.50	<1.5	<0.50	<1.2	<10	<2.0	<2.0	<2.0
DUP-2 (GMW-56)	10/29/19	SGI	<100	<100	<0.50	<0.50	<0.50	<1.5	<0.50	<1.2	<10	<2.0	<2.0	<2.0
GMW-56	05/05/20	SGI	<100	<100	<0.50	<0.50	<0.50	<1.5	<0.50	<1.2	<10	<2.0	<2.0	<2.0
GMW-56	10/21/20	SGI	<100	**130**	<0.50	<0.50	<0.50	<1.5	<0.50	<1.2	<10	<2.0	<2.0	<2.0
GMW-56	05/06/21	SGI/Apex	<100	<100	<0.50	<0.50	<0.50	<1.5	<0.50	<1.2	<10	<2.0	<2.0	<2.0
GMW-56	11/03/21	SGI/Apex	<100	**130**	<0.50	<0.50	<0.50	<1.5	<0.50	<1.2	<10	<2.0	<2.0	<2.0
GMW-56	05/11/22	SGI/Apex	<100	**160**	<0.50	<0.50	<0.50	<1.0	<0.50	<1.2	<10	<2.0	<2.0	<2.0
GMW-56	11/03/22	SGI/Apex	<100	<100	<0.50	<0.50	<0.50	<1.5	<0.50	<1.2	<10	<2.0	<2.0	<2.0
DUP-4 (GMW-56)	11/03/22	SGI/Apex	<100	<100	<0.50	<0.50	<0.50	<1.5	<0.50	<1.2	<10	<2.0	<2.0	<2.0
GMW-57	11/05/98	GTI	<300	-----	**12**	**0.63**	**4.5**	**0.97**	-----	-----	-----	-----	-----	-----
GMW-57	05/26/99	GTI	**379**	-----	**150**	**15**	**12**	**55**	-----	-----	-----	-----	-----	-----

APPENDIX D

HISTORICAL ANALYTICAL RESULTS FOR TPH, BTEX COMPOUNDS, 1,2-DCA, AND FUEL OXYGENATES IN GROUNDWATER, NOVEMBER 1996 THROUGH NOVEMBER 2022

Defense Fuel Support Point Norwalk

15306 Norwalk Boulevard, Norwalk, California 90650

Well	Date	Sampled By	TPH-g (µg/L)	TPH-d (µg/L)	Benzene (µg/L)	Toluene (µg/L)	Ethyl-benzene (µg/L)	Xylenes (µg/L)	1,2-DCA (µg/L)	MTBE (µg/L)	TBA (µg/L)	DIPE (µg/L)	ETBE (µg/L)	TAME (µg/L)
GMW-57	11/18/99	IT Corporation	**4,000**	-----	**950**	**240**	**150**	**750**	-----	-----	-----	-----	-----	-----
GMW-57	05/17/00	IT Corporation	**17,000**	-----	**3,200**	**2,200**	**750**	**4,300**	-----	-----	-----	-----	-----	-----
GMW-57	11/29/00	IT Corporation	**11,000**	-----	**2,300**	**21**	**340**	**1,800**	-----	<100	-----	-----	-----	-----
GMW-57	03/30/01	IT Corporation	-----	-----	-----	-----	-----	-----	-----	-----	-----	-----	-----	-----
GMW-57	05/09/01	IT Corporation	**28,000**	-----	**3,300**	**3,100**	**690**	**3,600**	-----	<50	-----	-----	-----	-----
GMW-57	11/07/01	IT Corporation	**19,000**	-----	**3,900**	**1,600**	**390**	**3,400**	-----	<500	-----	-----	-----	-----
GMW-57	04/10/02	IT Corporation	**5,000**	-----	**720**	**150**	**8.2**	**360**	<2.5	<2.5	-----	-----	-----	-----
GMW-57	10/23/02	GTI	**1,700**	-----	**690**	<0.30	**3.2**	**5.7**	-----	<5	-----	-----	-----	-----
GMW-57	04/09/03	GTI	-----	-----	<1	<1	<1	<2	-----	<3	-----	-----	-----	-----
GMW-57	09/18/03	BT for Parsons	-----	-----	<0.50	<0.50	<0.50	<0.50	<0.50	<0.50	-----	-----	-----	-----
GMW-57	10/11/03	BT for Parsons	**200**	-----	**47**	<0.50	**0.57**	<0.50	<0.50	<0.50	-----	-----	-----	**-----**
GMW-57	02/21/04	BT for Parsons	-----	-----	**190**	<0.50	<0.50	<0.50	**---**	<0.50	-----	-----	-----	**-----**
GMW-57	04/21/04	BT for Parsons	**110**	-----	**21**	<0.50	<0.50	<0.50	<0.50	<0.50	<10	<2	<2	<2
GMW-57	07/21/04	BT for Parsons	**340**	-----	**48**	<0.50	<0.50	<0.50	-----	<0.50	**270**	**57**	**54**	**50**
GMW-57	11/03/04	BT for Parsons	**120**	-----	**22**	<0.50	<0.50	<0.50	<0.50	<0.50	<10	<2	<2	<2
GMW-57	03/02/05	BT for Parsons	**400**	-----	**190**	<1	**2.5**	<1	-----	<1	-----	-----	-----	**-----**
GMW-57	05/05/05	BT for Parsons	**280**	-----	**57**	<0.50	<0.50	<0.50	<0.50	<0.50	<10	<2	<2	<2
GMW-57	08/04/05	BT for Parsons	**170**	-----	**120**	<0.50	**0.54**	<0.50	<0.50	<0.50	<10	<2	<2	<2
GMW-57	11/05/05	BT for Parsons	**120**	-----	<0.50	<0.50	<0.50	<0.50	<0.50	<0.50	<10	<2	<2	<2
GMW-57	03/08/06	BT for Parsons	**180**	-----	**4.8**	<0.50	<0.50	<0.50	<0.50	<0.50	<10	<2	<2	<2
GMW-57	05/03/06	BT for Parsons	<100	-----	<0.50	<0.50	<0.50	<0.50	<0.50	<0.50	<10	<2	<2	<2
GMW-57	07/28/06	BT for Parsons	**180**	-----	**1.8**	<0.50	<0.50	<0.50	<0.50	<0.50	<10	<2	<2	<2
GMW-57	12/05/06	BT for Parsons	<100	-----	<0.50	<0.50	<0.50	<0.50	<0.50	<0.50	<10	<2	<2	<2
GMW-57	03/23/07	BT for Parsons	**120**	-----	<0.50	<0.50	<0.50	<0.50	<0.50	<0.50	<10	<2	<2	<2
GMW-57	05/02/07	BT for Parsons	**120**	-----	<0.50	<0.50	<0.50	<0.50	<0.50	<0.50	<10	<2	<2	<2
GMW-57	08/31/07	BT for Parsons	**110**	-----	<0.50	<0.50	<0.50	<0.50	<0.50	<0.50	<10	<2	<2	<2
GMW-57	11/13/07	BT for Parsons	**160**	-----	**0.72**	<0.50	<0.50	<0.50	<0.50	<0.50	<10	<2	<2	<2
GMW-57	02/07/08	BT for Parsons	**150**	-----	**4.0**	<0.50	<0.50	<0.50	<0.50	<0.50	<10	<2	<2	<2
GMW-57	04/16/08	BT for Parsons	<100	-----	<0.50	<0.50	<0.50	<0.50	<0.50	<0.50	<10	<2	<2	<2
GMW-57	07/29/08	BT for Parsons	<100	-----	<0.50	<0.50	<0.50	<0.50	<0.50	<0.50	<10	<2	<2	<2
GMW-57	10/15/08	BT for Parsons	<100	-----	<0.50	<0.50	<0.50	<0.50	<0.50	<0.50	<10	<2	<2	<2
GMW-57	02/12/09	BT for Parsons	<100	-----	<0.50	<0.50	<0.50	<0.50	<0.50	<0.50	<10	<2	<2	<2
GMW-57	04/20/09	BT for Parsons	<100	-----	<0.50	<0.50	<0.50	<0.50	<0.50	<0.50	<10	<2	<2	<2
GMW-57	07/21/09	Blaine Tech for AMEC	<100	-----	<0.50	<0.50	<0.50	<0.50	<0.50	<0.50	<10	<2	<2	<2
GMW-57	10/19/09	BT for Parsons	<100	-----	<0.50	<0.50	<0.50	<0.50	<0.50	<0.50	**8.1 J**	<2	<2	<2
GMW-57	01/11/10	BT for Parsons	-----	-----	<0.50	<0.50	<0.50	<0.50	<0.50	<0.50	<10	<2	<2	<2
GMW-57	04/12/10	BT for Parsons	-----	-----	<0.50	<0.50	<0.50	<0.50	<0.50	<0.50	<10	<2	<2	<2
GMW-57	10/06/10	BT for Parsons	-----	-----	<0.50	-----	-----	-----	<0.50	<0.50	<10	-----	-----	**-----**
GMW-57	01/10/11	BT for Parsons	-----	-----	<0.50	<0.50	<0.50	<0.50	<0.50	<0.50	<10	<2	<2	<2
GMW-57	04/11/11	BT for Parsons	-----	-----	**1.4**	<0.50	<0.50	<0.50	<0.50	<0.50	<10	<2	<2	<2
GMW-57	07/11/11	Parsons	-----	-----	**10**	<0.50	<0.50	<0.50	<0.50	<0.50	<10	<2	<2	<2
GMW-57	10/11/11	Parsons	-----	-----	**1.6**	<0.50	<0.50	**0.48 J**	<0.50	<0.50	<10	<2	<2	<2
GMW-57	01/09/12	Parsons	-----	-----	<0.50	<0.50	<0.50	<0.50	<0.50	<0.50	<10	<2	<2	<2
GMW-57	04/17/12	Parsons	-----	-----	<0.50	<0.50	<0.50	<0.50	<0.50	<0.50	<10	<2	<2	<2
GMW-57	07/09/12	Parsons	-----	-----	<0.50	<0.50	<0.50	<0.50	<0.50	<0.50	<10	<2	<2	<2
GMW-57	10/16/12	Parsons	-----	-----	<0.50	<0.50	<0.50	<0.50	<0.50	<0.50	<10	<2	<2	<2
GMW-57	01/14/13	Parsons	-----	<100	<0.50	<0.50	<0.50	<0.50	<0.50	<0.50	<10	<2	<2	<2
GMW-57	04/08/13	Parsons	-----	**180 b**	<0.50	<0.50	<0.50	<0.50	<0.50	**0.54**	<10	<2	<2	<2
GMW-57	10/08/13	Parsons	<100	**140 HD**	**0.34 J**	<0.50	<0.50	**0.99**	<0.50	**0.74**	<10	<2	<2	<2
GMW-57	04/16/14	Parsons	<100	**340 HD**	<0.50	<0.50	<0.50	<0.50	<0.50	**0.68**	<10	<2	<2	<2
GMW-57	10/29/14	SGI	**140**	**380**	<0.50	<0.50	<0.50	<1.5	<0.50	<2.0	<10	<2.0	<2.0	<2.0
GMW-57	04/28/15	SGI	<100	**310**	<0.50	<0.50	<0.50	<1.0	<0.50	**3.0**	<10	<2.0	<2.0	<2.0

APPENDIX D

HISTORICAL ANALYTICAL RESULTS FOR TPH, BTEX COMPOUNDS, 1,2-DCA, AND FUEL OXYGENATES IN GROUNDWATER, NOVEMBER 1996 THROUGH NOVEMBER 2022

Defense Fuel Support Point Norwalk

15306 Norwalk Boulevard, Norwalk, California 90650

Well	Date	Sampled By	TPH-g (µg/L)	TPH-d (µg/L)	Benzene (µg/L)	Toluene (µg/L)	Ethyl-benzene (µg/L)	Xylenes (µg/L)	1,2-DCA (µg/L)	MTBE (µg/L)	TBA (µg/L)	DIPE (µg/L)	ETBE (µg/L)	TAME (µg/L)
GMW-57	10/22/15	SGI	<100	**440**	<0.50	<0.50	<0.50	<1.5	<0.50	<2.0	<10	<2.0	<2.0	<2.0
GMW-57	04/13/16	SGI	<100	**400**	<0.50	<0.50	**0.80**	**2.8**	<0.50	<1.0	<10	<2.0	<2.0	<2.0
GMW-57	10/07/16	SGI	<100	**570**	<0.50	<0.50	<0.50	<1.5	<0.50	**1.4**	<10	<2.0	<2.0	<2.0
GMW-57	04/20/17	SGI	<100	**670**	<0.50	<0.50	<0.50	<1.5	<0.50	**1.7**	<10	<2.0	<2.0	<2.0
GMW-57	10/04/17	SGI	<100	**380**	<0.50	<0.50	<0.50	<1.5	<0.50	**5.1**	**52**	<2.0	<2.0	<2.0
GMW-57	04/17/18	SGI	<100	**370**	<0.50	<0.50	<0.50	<1.5	<0.50	**4.8**	**72**	<2.0	<2.0	<2.0
GMW-57	11/09/18	SGI	<100	**730**	<0.50	<0.50	<0.50	<1.5	<0.50	<1.0	<10	<2.0	<2.0	<2.0
DUPE-5 (GMW-57)	11/09/18	SGI	<100	**660**	<0.50	<0.50	<0.50	<1.5	<0.50	<1.0	<10	<2.0	<2.0	<2.0
GMW-57	04/18/19	SGI	<100	**370**	<0.50	<0.50	<0.50	<1.5	<0.50	**3.2**	**69**	<2.0	<2.0	<2.0
GMW-57	10/30/19	SGI	<100	**460**	<0.50	<0.50	<0.50	<1.5	<0.50	**4.8**	**87**	<2.0	<2.0	<2.0
GMW-57	05/08/20	SGI	**160**	**170**	**2.3**	**4.3**	**9.3**	**17.7**	<0.50	<1.2	**32**	<2.0	<2.0	<2.0
GMW-57 (DUP)	05/08/20	SGI	**430**	**200**	**3.7**	**7.5**	**15**	**28.8**	<0.50	<1.2	**22**	<2.0	<2.0	<2.0
GMW-57	10/23/20	SGI	<100	**320**	<0.50	<0.50	<0.50	<1.5	<0.50	<1.2	**15**	<2.0	<2.0	<2.0
GMW-57	05/10/21	SGI/Apex	<100	**140**	<0.50	<0.50	<0.50	<1.5	<0.50	<1.2	<10	<2.0	<2.0	<2.0
GMW-57	11/04/21	SGI/Apex	<100	<100	<0.50	<0.50	<0.50	<1.5	<0.50	<1.2	<10	<2.0	<2.0	<2.0
GMW-57	05/11/22	SGI/Apex	<100	**180**	<0.50	<0.50	<0.50	<1.0	<0.50	<1.2	<10	<2.0	<2.0	<2.0
GMW-57	11/03/22	SGI/Apex	<100	<100	<0.50	<0.50	<0.50	<1.5	<0.50	<1.2	<10	<2.0	<2.0	<2.0
GMW-58	11/04/98	GTI	**2,590**	-----	**200**	**210**	**67**	**280**	-----	-----	-----	-----	-----	-----
GMW-58	05/26/99	GTI	**1,360**	-----	**310**	**62**	**42**	**170**	-----	-----	-----	-----	-----	-----
GMW-58	11/18/99	IT Corporation	**1,600**	-----	**82**	**26**	**20**	**100**	-----	-----	-----	-----	-----	-----
GMW-58	05/17/00	IT Corporation	**21,000**	-----	**3,500**	**5,900**	**730**	**3,900**	-----	-----	-----	-----	-----	-----
GMW-58	03/02/05	BT for Parsons	**5,800**	-----	**1,700**	<20	**250**	**400**	-----	<20	-----	-----	-----	-----
GMW-58	05/05/05	BT for Parsons	**12,000**	-----	**410**	<2.5	**13**	**600**	<2.5	<2.5	<50	<10	<10	<10
GMW-58	08/04/05	BT for Parsons	**5,800**	-----	**500**	<2.5	**56**	**124**	<2.5	<2.5	<50	<10	<10	<10
GMW-58	11/05/05	BT for Parsons	**6,300**	-----	**560**	<2.5	**380**	**196**	<2.5	<2.5	<50	<10	<10	<10
GMW-58	03/08/06	BT for Parsons	**5,300**	-----	**250**	<2.5	**140**	**21**	<2.5	<2.5	<50	<10	<10	<10
GMW-58	05/03/06	BT for Parsons	**2,900**	-----	**260**	<1	**85**	**27**	<1	<1	<20	<4	<4	<4
GMW-58	07/28/06	BT for Parsons	**3,200**	-----	**310**	<1	**78**	**23**	<1	<1	<20	<4	<4	<4
GMW-58	03/23/07	BT for Parsons	**1,700**	-----	**350**	<1	**5.9**	<1	<1	<1	<20	<4	<4	<4
GMW-58	05/02/07	BT for Parsons	**2,200**	-----	**320**	<1	**9.5**	<1	<1	<1	<20	<4	<4	<4
GMW-58	08/31/07	BT for Parsons	**3,000**	-----	**240**	<2.5	<2.5	<2.5	<2.5	<2.5	<50	<10	<10	<10
GMW-58	11/13/07	BT for Parsons	**2,000**	-----	**240**	<1	**7.4**	<1	<1	<1	<20	<4	<4	<4
GMW-58	02/07/08	BT for Parsons	**1,100**	-----	**270**	<1	**1.8**	<1	<1	<1	<20	<4	<4	<4
GMW-58	04/16/08	BT for Parsons	**1,100**	-----	**310**	<2.5	<2.5	<2.5	**8.4**	<2.5	<50	<10	<10	<10
GMW-58	07/29/08	BT for Parsons	**870**	-----	**45**	<0.50	<0.50	<0.50	<0.50	**0.77**	<10	<2	<2	<2
GMW-58	10/15/08	BT for Parsons	**1,200**	-----	**62**	<0.50	**0.67**	**0.62**	<0.50	<0.50	<10	<2	<2	<2
GMW-58	02/12/09	BT for Parsons	**1,000**	-----	**36**	<0.50	**0.85**	<0.50	<0.50	**0.55**	<10	<2	<2	<2
GMW-58	04/20/09	BT for Parsons	**130**	-----	<0.50	<0.50	<0.50	<0.50	<0.50	**13**	<10	<2	<2	<2
GMW-58	07/20/09	Blaine Tech for AMEC	**100**	-----	**1.2**	<0.50	<0.50	<0.50	<0.50	**6.4**	<10	<2	<2	<2
GMW-58	10/19/09	BT for Parsons	**1,000**	-----	**9.5**	<0.50	**0.24 J**	<0.50	<0.50	**1.5**	**6 J**	<2	<2	<2
GMW-58	01/11/10	BT for Parsons	-----	-----	**9.7**	<0.50	<0.50	<0.50	<0.50	**1.7**	**3.8 J**	<2	<2	<2
GMW-58	04/19/10	BT for Parsons	-----	-----	**12**	<0.50	<0.50	<0.50	<0.50	**0.81**	**5.7 J**	<2	<2	<2
GMW-58	10/06/10	BT for Parsons	-----	-----	**8.6**	-----	-----	-----	<0.50	<0.50	<10	-----	-----	-----
GMW-58	01/10/11	BT for Parsons	-----	-----	**5.8**	<0.50	<0.50	<0.50	<0.50	**0.46 J**	<10	<2	<2	<2
GMW-58	04/13/11	BT for Parsons	-----	-----	**94**	<0.50	**0.35 J**	<0.50	<0.50	<0.50	<10	<2	<2	<2
GMW-58	07/11/11	Parsons	-----	-----	**31**	<0.50	<0.50	<0.50	<0.50	<0.50	<10	<2	<2	<2
GMW-58	10/11/11	Parsons	-----	-----	**27**	<0.50	<0.50	<0.50	<0.50	**0.65**	<10	<2	<2	<2
GMW-58	04/18/12	Parsons	-----	-----	**28**	<0.50	**0.18 J**	**0.48 J**	**0.82**	**0.54**	<10	<2	<2	<2
GMW-58	07/10/12	Parsons	-----	-----	**27**	<0.50	<0.50	<0.50	<0.50	**0.46 J**	**18**	<2	<2	<2
GMW-58	10/17/12	Parsons	-----	-----	**18**	<0.50	<0.50	<0.50	<0.50	<0.50	<10	<2	<2	<2
GMW-58	01/15/13	Parsons	-----	**420 b**	**8.7**	<0.50	<0.50	**0.32**	<0.50	<0.50	**17**	<2	<2	<2

APPENDIX D

HISTORICAL ANALYTICAL RESULTS FOR TPH, BTEX COMPOUNDS, 1,2-DCA, AND FUEL OXYGENATES IN GROUNDWATER, NOVEMBER 1996 THROUGH NOVEMBER 2022

Defense Fuel Support Point Norwalk

15306 Norwalk Boulevard, Norwalk, California 90650

Well	Date	Sampled By	TPH-g (µg/L)	TPH-d (µg/L)	Benzene (µg/L)	Toluene (µg/L)	Ethyl-benzene (µg/L)	Xylenes (µg/L)	1,2-DCA (µg/L)	MTBE (µg/L)	TBA (µg/L)	DIPE (µg/L)	ETBE (µg/L)	TAME (µg/L)
GMW-58	04/10/13	Parsons	-----	**1,600 b**	**6.7**	<0.50	<0.50	<0.50	<0.50	**0.46 J**	**25**	<2	<2	<2
GMW-58	10/08/13	Parsons	**460 HD**	**1,200 HD**	**4.7**	<0.50	<0.50	<0.50	<0.50	**0.43 J**	**15**	<2	<2	<2
GMW-58	04/16/14	Parsons	**600 HD**	**920 HD**	**12**	<0.50	**0.24 J**	<0.50	<0.50	**0.64**	**17**	<2	<2	<2
GMW-58	10/29/14	SGI	**280**	**340**	**37**	<0.50	<0.50	<1.5	<0.50	<2.0	<10	<2.0	<2.0	<2.0
GMW-58	10/29/14	SGI	**260**	**420**	**36**	<0.50	<0.50	<1.5	<0.50	<2.0	<10	<2.0	<2.0	<2.0
GMW-58	04/28/15	SGI	<100	**410**	**1.1**	<0.50	<0.50	<1.5	<0.50	<2.0	<10	<2.0	<2.0	<2.0
GMW-58	04/15/16	SGI	<100	**290**	**1.3**	<0.50	<0.50	<1.5	<0.50	<1.0	<10	<2.0	<2.0	<2.0
GMW-58	04/20/17	SGI	**150**	**1,400**	**1.6**	<0.50	<0.50	<1.5	<0.50	<1.0	<10	<2.0	<2.0	<2.0
DUP-6 (GMW-58)	04/20/17	SGI	**100**	**1,900**	**1.5**	<0.50	<0.50	<1.5	<0.50	<1.0	<10	<2.0	<2.0	<2.0
GMW-58	10/09/17	SGI	<100	**960**	**21**	<0.50	<0.50	<1.5	<0.50	<1.0	<10	<2.0	<2.0	<2.0
GMW-58	11/07/19	SGI	**390**	**1,400**	**19**	<0.50	**0.73**	**3.28**	<0.50	<1.2	<10	<2.0	<2.0	<2.0
GMW-58	05/11/20	SGI	<100	**140**	<0.50	<0.50	<0.50	<1.5	<0.50	<1.2	<10	<2.0	<2.0	<2.0
GMW-58	10/22/20	SGI	<100	<100	<0.50	<0.50	<0.50	<1.5	<0.50	<1.2	<10	<2.0	<2.0	<2.0
GMW-58	05/05/21	SGI/Apex	<100	<100	<0.50	<0.50	<0.50	<1.5	<0.50	<1.2	<10	<2.0	<2.0	<2.0
GMW-58	11/02/21	SGI/Apex	<100	**420**	<0.50	<0.50	<0.50	<1.5	<0.50	<1.2	<10	<2.0	<2.0	<2.0
DUP-2 (GMW-58)	11/02/21	SGI/Apex	<100	**180**	<0.50	<0.50	<0.50	<1.5	<0.50	<1.2	<10	<2.0	<2.0	<2.0
GMW-58	05/12/22	SGI/Apex	<100	<100	<0.50	<0.50	<0.50	<1.0	<0.50	<1.2	<10	<2.0	<2.0	<2.0
GMW-58	11/01/22	SGI/Apex	<100	**2,300**	<0.50	<0.50	<0.50	<1.5	<0.50	<1.2	<10	<2.0	<2.0	<2.0
GMW-59	11/04/98	GTI	**9,880**	-----	**950**	**600**	**210**	**620**	-----	-----	-----	-----	-----	-----
GMW-59	11/29/00	IT Corporation	**67,000**	-----	**3,500**	**900**	**750**	**3,600**	-----	<130	-----	-----	-----	-----
GMW-59	04/10/03	GTI	-----	-----	**261**	**4.8**	**18**	**110**	-----	<3	-----	-----	-----	-----
GMW-59	10/08/03	BT for Parsons	-----	-----	**760**	<3	**65**	**450**	-----	<50	-----	-----	-----	-----
GMW-59	04/21/04	BT for Parsons	-----	-----	**590**	<1	**100**	**276**	-----	**380**	-----	-----	-----	-----
GMW-59	11/03/04	BT for Parsons	-----	-----	**95**	<0.60	**15**	**18**	-----	<10	-----	-----	-----	**-----**
GMW-59	03/02/05	BT for Parsons	**4,200**	-----	**400**	<5	**130**	**22**	-----	**35**	-----	-----	-----	**-----**
GMW-59	05/05/05	BT for Parsons	**11,000**	-----	**170**	<0.50	**60**	**7.8**	<0.50	**11**	<10	<2	<2	<2
GMW-59	08/04/05	BT for Parsons	**6,400**	-----	**140**	<1	**56**	**6.6**	<1	<1	<20	<4	<4	<4
GMW-59	11/05/05	BT for Parsons	**9,500**	-----	**270**	<0.50	**26**	**2.2**	<0.50	<0.50	<10	<2	<2	<2
GMW-59	03/08/06	BT for Parsons	**4,600**	-----	**260**	<1	**7.4**	<1	<1	<1	<20	<4	<4	<4
GMW-59	05/03/06	BT for Parsons	**9,900**	-----	**210**	<1	**4.0**	<1	<1	<1	<20	<4	<4	<4
GMW-59	07/28/06	BT for Parsons	**3,200**	-----	**540**	<1	**3.1**	<1	<1	**4.8**	<20	<4	<4	<4
GMW-59	12/05/06	BT for Parsons	-----	-----	**800**	**4.3**	**5.2**	**11**	-----	<10	-----	-----	-----	**-----**
GMW-59	03/23/07	BT for Parsons	**8,200**	-----	**840**	<2.5	<2.5	<2.5	<2.5	<2.5	<50	<10	<10	<10
GMW-59	05/02/07	BT for Parsons	**4,800**	-----	**1,100**	<2.5	<2.5	<2.5	<2.5	<2.5	<50	<10	<10	<10
GMW-59	08/31/07	BT for Parsons	**4,800**	-----	**720**	<2.5	<2.5	<2.5	<2.5	<2.5	<50	<10	<10	<10
GMW-59	11/13/07	BT for Parsons	**4,700**	-----	**660**	<5	<5	<5	<5	<5	<100	<20	<20	<20
GMW-59	02/07/08	BT for Parsons	**3,200**	-----	**490**	<2.5	**3.8**	<2.5	<2.5	**2.7**	<50	<10	<10	<10
GMW-59	04/16/08	BT for Parsons	**3,600**	-----	**580**	<2.5	**3.5**	<2.5	**15**	**3.7**	<50	<10	<10	<10
GMW-59	07/29/08	BT for Parsons	**2,300**	-----	**580**	<2.5	<2.5	<2.5	<2.5	**3.3**	<50	<10	<10	<10
GMW-59	10/15/08	BT for Parsons	**2,500**	-----	**830**	<2.5	<2.5	<2.5	<2.5	**5.5**	<50	<10	<10	<10
GMW-59	02/12/09	BT for Parsons	**2,500**	-----	**650**	<2.5	<2.5	<2.5	<2.5	**3.2**	<50	<10	<10	<10
GMW-59	04/20/09	BT for Parsons	**8,500**	-----	**610**	<2.5	<2.5	<2.5	<2.5	**2.7**	<50	<10	<10	<10
GMW-59	07/20/09	Blaine Tech for AMEC	**6,700**	-----	**520**	<2.5	<2.5	<2.5	<2.5	**3.5**	<50	<10	<10	<10
GMW-59	10/21/09	BT for Parsons	**2,600**	-----	**1,700**	<2.5	**1.4 J**	<2.5	<2.5	**16**	**18 J**	<10	<10	<10
GMW-59	01/11/10	BT for Parsons	-----	-----	**2,200**	<10	<10	<10	<10	**17**	<200	<40	<40	<40
GMW-59	04/19/10	BT for Parsons	**2,900**	-----	**570**	<0.50	**1.9**	<0.50	<0.50	**2.3**	**11**	<2	<2	<2
GMW-59	10/06/10	BT for Parsons	**850**	-----	**87**	-----	-----	-----	<0.50	**3.5**	**17**	-----	-----	**-----**
GMW-59	01/11/11	BT for Parsons	**2,500**	-----	**1,100**	<0.50	**1.1**	<0.50	<0.50	**8.8**	**23**	<2	<2	<2
GMW-59	04/14/11	BT for Parsons	**10,000**	-----	**130**	<0.50	**0.85**	<0.50	<0.50	<0.50	<10	<2	<2	<2
GMW-59	07/12/11	Parsons	**1,400**	-----	**14**	<0.50	**0.43 J**	<0.50	<0.50	<0.50	**8 J**	<2	<2	<2
GMW-59	10/11/11	Parsons	<1,800	-----	**130**	<0.24	**0.78**	<0.50	<0.50	**2.1**	**13**	<2	<2	<2

APPENDIX D

HISTORICAL ANALYTICAL RESULTS FOR TPH, BTEX COMPOUNDS, 1,2-DCA, AND FUEL OXYGENATES IN GROUNDWATER, NOVEMBER 1996 THROUGH NOVEMBER 2022

Defense Fuel Support Point Norwalk

15306 Norwalk Boulevard, Norwalk, California 90650

Well	Date	Sampled By	TPH-g (µg/L)	TPH-d (µg/L)	Benzene (µg/L)	Toluene (µg/L)	Ethyl-benzene (µg/L)	Xylenes (µg/L)	1,2-DCA (µg/L)	MTBE (µg/L)	TBA (µg/L)	DIPE (µg/L)	ETBE (µg/L)	TAME (µg/L)
GMW-59	01/10/12	Parsons	**2,800**	-----	**340**	**0.24 J**	**0.54**	<0.50	<0.50	**5.2**	**16**	<2	<2	<2
GMW-59	04/20/12	Parsons	**3,100**	-----	**870**	**0.27 J**	**0.85**	**0.24 J**	<0.50	**8.4**	**36**	<2	<2	<2
GMW-59	07/10/12	Parsons	-----	-----	**1,100**	<5	**1.5 J**	<5	<5	**9.7**	<100	<20	<20	<20
GMW-59	10/19/12	Parsons	**3,400 HD**	-----	**1,000**	<5	**1.8 J**	<5	<5	**7.8**	<100	<20	<20	<20
GMW-59	01/15/13	Parsons	**2,400**	**1,500 b**	**670**	<2.5	**1.6 J**	<2.5	<2.5	**7.4**	<50	<10	<10	<10
GMW-59	04/12/13	Parsons	**2,500 HD**	**8,200**	**680**	<2.5	**2.2 J**	<2.5	<2.5	**6.6**	<50	<10	<10	<10
GMW-59	10/09/13	Parsons	**1,400 HD**	**3,100 HD**	**240**	<0.50	**0.76**	**0.30**	<0.50	**5.1**	<10	<2	<2	<2
GMW-59	04/18/14	Parsons	**5,600 HD**	**7,700 HD**	**170**	<0.50	**1.5**	**0.99**	<0.50	**3.5**	**14**	<2	<2	<2
GMW-59	11/03/14	SGI	**1,500**	**2,000**	**300**	<0.50	**0.93**	<1.5	<0.50	<2.0	<10	<2.0	<2.0	<2.0
GMW-59	04/29/15	SGI	**910**	**1,600**	**150**	<2.5	<2.5	<5.0	<2.5	<10	<50	<10	<10	<10
GMW-59	10/26/15	SGI	**3,000**	**2,600**	**180**	<5.0	**34**	**241**	<5.0	<20	<100	<20	<20	<20
GMW-59	04/14/16	SGI	**640**	**3,300**	**87**	<0.50	<0.50	<1.5	<0.50	**1.0**	<10	<2.0	<2.0	<2.0
DUP-7 (GMW 59)	04/14/16	SGI	**530**	**3,300**	**86**	<0.50	<0.50	<1.5	<0.50	**1.0**	<10	<2.0	<2.0	<2.0
GMW-59	10/11/16	SGI	**470**	**1,800**	**110**	<1.0	<1.0	<3.0	<1.0	<2.0	<20	<4.0	<4.0	<4.0
GMW-59	04/21/17	SGI	**400**	**1,300**	**130**	<0.50	<0.50	<1.5	<0.50	<1.0	<10	<2.0	<2.0	<2.0
DUP-7 (GMW-59)	04/21/17	SGI	**300**	**660**	**84**	<0.50	**0.68**	<1.5	<0.50	<1.0	<10	<2.0	<2.0	<2.0
GMW-59	10/09/17	SGI	**210**	**960**	**17**	<1.0	<1.0	<3.0	<1.0	<2.0	<20	<4.0	<4.0	<4.0
GMW-59	04/23/18	SGI	<100	**770**	**0.81**	<0.50	<0.50	**0.50**	<0.50	<1.0	<10	<2.0	<2.0	<2.0
GMW-59	11/09/18	SGI	<100	**100**	<0.50	<0.50	<0.50	<1.5	<0.50	<1.0	<10	<2.0	<2.0	<2.0
GMW-59	04/18/19	SGI	<100	**340**	**1.0**	<0.50	<0.50	<1.5	<0.50	<1.0	<10	<2.0	<2.0	<2.0
GMW-59	10/30/19	SGI	<100	**480**	<0.50	<0.50	<0.50	<1.5	<0.50	<1.2	<10	<2.0	<2.0	<2.0
GMW-59	05/08/20	SGI	<100	**150**	<0.50	<0.50	<0.50	<1.5	<0.50	<1.2	<10	<2.0	<2.0	<2.0
GMW-59	10/22/20	SGI	<100	**260**	<0.50	<0.50	<0.50	<1.5	<0.50	<1.2	<10	<2.0	<2.0	<2.0
GMW-59	05/10/21	SGI/Apex	<100	**450**	<0.50	<0.50	<0.50	<1.5	<0.50	<1.2	<10	<2.0	<2.0	<2.0
GMW-59	11/04/21	SGI/Apex	<100	**660**	<0.50	<0.50	<0.50	<1.5	<0.50	<1.2	<10	<2.0	<2.0	<2.0
GMW-59	05/12/22	SGI/Apex	<100	**180**	<0.50	<0.50	<0.50	<1.0	<0.50	<1.2	<10	<2.0	<2.0	<2.0
GMW-59	11/03/22	SGI/Apex	<100	<100	<0.50	<0.50	<0.50	<1.5	<0.50	<1.2	<10	<2.0	<2.0	<2.0
GMW-60	07/21/04	BT for Parsons	**15,000**	---	**1,700**	**160**	**710**	**2,050**	-----	<0.50	-----	-----	-----	-----
GMW-60	11/03/04	BT for Parsons	**12,000**	---	**1,700**	**70**	**900**	**1,780**	<5	<5	<100	<20	<20	<20
GMW-60	03/02/05	BT for Parsons	**8,300**	---	**1,300**	<20	**860**	**2,040**	-----	<20	-----	-----	-----	**-----**
GMW-60	05/05/05	BT for Parsons	**9,400**	---	**1,100**	<5	**790**	**1,740**	<5	<5	<100	<20	<20	<20
GMW-60	08/04/05	BT for Parsons	**6,200**	---	**1,000**	<5	**680**	**1,070**	<5	<5	<100	<20	<20	<20
GMW-60	11/05/05	BT for Parsons	**7,200**	---	**970**	<5	**710**	**1,130**	<5	<5	<100	<20	<20	<20
GMW-60	03/08/06	BT for Parsons	**5,900**	---	**680**	<5	**640**	**800**	<5	<5	<100	<20	<20	<20
GMW-60	05/03/06	BT for Parsons	**3,900**	---	**770**	<5	**230**	**235**	<5	<5	<100	<20	<20	<20
GMW-60	07/28/06	BT for Parsons	**4,600**	---	**850**	<5	**170**	**102**	<5	<5	<100	<20	<20	<20
GMW-60	12/05/06	BT for Parsons	**4,100**	---	**660**	<5	**130**	**92**	<5	<5	<100	<20	<20	<20
GMW-60	03/23/07	BT for Parsons	**3,500**	---	**490**	<2.5	**87**	**80**	<2.5	<2.5	<50	<10	<10	<10
GMW-60	05/02/07	BT for Parsons	**2,800**	---	**300**	<2.5	**18**	**23**	<2.5	<2.5	<50	<10	<10	<10
GMW-60	08/31/07	BT for Parsons	**2,000**	---	**250**	<2.5	**18**	**5.9**	<2.5	<2.5	<50	<10	<10	<10
GMW-60	11/13/07	BT for Parsons	**1,500**	---	**180**	<0.50	**21**	**4.3**	<0.50	<0.50	<10	<2	<2	<2
GMW-60	02/07/08	BT for Parsons	**1,700**	---	**270**	**0.80**	**65**	**48**	<0.50	<0.50	<10	<2	<2	<2
GMW-60	04/16/08	BT for Parsons	**1,400**	---	**160**	<1	**24**	<1	<1	<1	<20	<4	<4	<4
GMW-60	07/29/08	BT for Parsons	**2,000**	---	**240**	<1	**3.9**	<1	<1	<1	<20	<4	<4	<4
GMW-60	10/15/08	BT for Parsons	**1,400**	-----	**220**	<1	**2.7**	<1	<1	<1	<20	<4	<4	<4
GMW-60	02/12/09	BT for Parsons	**1,600**	-----	**200**	<1	**2.5**	<1	<1	<1	<20	<4	<4	<4
GMW-60	04/20/09	BT for Parsons	**3,500**	-----	**800**	<5	**7.9**	<5	<5	<5	<100	<20	<20	<20
GMW-60	07/20/09	Blaine Tech for AMEC	**3,200**	-----	**940**	<5	**11**	<5	<5	<5	<100	<20	<20	<20
GMW-60	10/19/09	BT for Parsons	**2,600**	-----	**800**	<5	**8.8**	<5	<5	<5	<100	<20	<20	<20
GMW-60	01/11/10	BT for Parsons	-----	-----	**940**	<5	**12**	<5	<5	<1	<100	<20	<20	<20
GMW-60	04/13/10	BT for Parsons	**1,900**	-----	**580**	<0.50	**8.7**	**0.26**	<0.50	<0.50	<10	<2	<2	<2

APPENDIX D

HISTORICAL ANALYTICAL RESULTS FOR TPH, BTEX COMPOUNDS, 1,2-DCA, AND FUEL OXYGENATES IN GROUNDWATER, NOVEMBER 1996 THROUGH NOVEMBER 2022

Defense Fuel Support Point Norwalk

15306 Norwalk Boulevard, Norwalk, California 90650

Well	Date	Sampled By	TPH-g (µg/L)	TPH-d (µg/L)	Benzene (µg/L)	Toluene (µg/L)	Ethyl-benzene (µg/L)	Xylenes (µg/L)	1,2-DCA (µg/L)	MTBE (µg/L)	TBA (µg/L)	DIPE (µg/L)	ETBE (µg/L)	TAME (µg/L)
GMW-60	10/06/10	BT for Parsons	**560**	-----	**770**	-----	-----	-----	<0.50	<0.50	<10	-----	-----	**-----**
GMW-60	01/11/11	BT for Parsons	**3,200**	-----	**870**	<0.50	**12**	<0.50	<0.50	<0.50	<10	<2	<2	<2
GMW-60	04/15/11	BT for Parsons	**2,100**	-----	**590**	<0.50	**9.8**	<0.50	<0.50	<0.50	<10	<2	<2	<2
GMW-60	07/12/11	Parsons	**2,200**	-----	**560**	<0.50	**10**	**0.27 J**	<0.50	<0.50	**8.8 J**	<2	<2	<2
GMW-60	10/11/11	Parsons	**2,300**	-----	**510**	<0.50	**9.1**	**0.38 J**	<0.50	<0.50	<10	<2	<2	<2
GMW-60	01/10/12	Parsons	**2,100**	-----	**210**	**0.3 J**	**7.3**	<0.50	<0.50	<0.50	<10	<2	<2	<2
GMW-60	04/20/12	Parsons	**1,200**	-----	**13**	<0.50	**3.1**	**0.36 J**	<0.50	<0.50	**14**	<2	<2	<2
GMW-60	07/10/12	Parsons	-----	-----	**5.1**	<0.50	**0.70**	**0.24**	<0.50	<0.50	**69**	<2	<2	<2
GMW-60	10/17/12	Parsons	**630 b**	-----	**1.5**	<0.50	**0.4 J**	<0.50	<0.50	<0.50	**280**	<2	<2	<2
GMW-60	01/15/13	Parsons	**610**	**460 b**	**4.3**	<0.50	**0.37 J**	<0.50	<0.50	<0.50	**620**	<2	<2	<2
GMW-60	04/11/13	Parsons	**1,000 b**	**3,200 b**	**61**	<0.50	**1.6**	**0.73 J**	<0.50	<0.50	**460**	<2	<2	<2
GMW-60	10/09/13	Parsons	**920 HD**	**2,300 HD**	**25**	<0.50	**0.70**	**0.59**	<0.50	<0.50	**800**	<2	<2	<2
GMW-60	04/17/14	Parsons	**650**	**2,700 HD**	**11**	<1	**0.3 J**	<1	<1	<1	**1,200**	<4	<4	<4
GMW-60	10/30/14	SGI	**470**	**1,500**	**8.6**	<0.50	<0.50	<1.5	<0.50	<2.0	**680**	<2.0	<2.0	<2.0
GMW-60	10/30/14	SGI	**500**	**1,800**	**7.1**	<0.50	<0.50	<1.5	<0.50	<2.0	**780**	<2.0	<2.0	<2.0
GMW-60	04/28/15	SGI	**330**	**2,000**	**3.1**	<0.50	<0.50	<1.0	<0.50	<2.0	**1,600**	<2.0	<2.0	<2.0
GMW-60	10/26/15	SGI	<100	**870**	**0.98**	<0.50	<0.50	<1.5	<0.50	<2.0	**43**	<2.0	<2.0	<2.0
GMW-60	04/13/16	SGI	**110**	**100**	**5.1**	<0.50	**0.69**	**2.6**	<0.50	<1.0	<10	<2.0	<2.0	<2.0
GMW-60	10/07/16	SGI	<100	**870**	<0.50	<0.50	<0.50	<1.5	<0.50	<1.0	<10	<2.0	<2.0	<2.0
GMW-60	04/20/17	SGI	**220**	**1,200**	**26**	<0.50	**2.4**	<1.5	<0.50	<1.0	**55**	<2.0	<2.0	<2.0
GMW-60	10/09/17	SGI	<100	**430**	<0.50	<0.50	<0.50	<1.5	<0.50	<1.0	<10	<2.0	<2.0	<2.0
GMW-60	04/17/18	SGI	<100	**210**	<0.50	<0.50	<0.50	<1.5	<0.50	<1.0	<10	<2.0	<2.0	<2.0
DUP-2 (GMW-60)	04/17/18	SGI	<100	**230**	<0.50	<0.50	<0.50	<1.5	<0.50	<1.0	<10	<2.0	<2.0	<2.0
GMW-60	11/09/18	SGI	<100	<100	<0.50	<0.50	<0.50	<1.5	<0.50	<1.0	<10	<2.0	<2.0	<2.0
GMW-60	04/16/19	SGI	<100	**260**	<0.50	<0.50	<0.50	<1.5	<0.50	<1.0	<10	<2.0	<2.0	<2.0
GMW-60	10/30/19	SGI	<100	<100	<0.50	<0.50	<0.50	<1.5	<0.50	<1.2	<10	<2.0	<2.0	<2.0
GMW-60	05/05/20	SGI	<100	<100	<0.50	<0.50	<0.50	<1.5	<0.50	<1.2	<10	<2.0	<2.0	<2.0
GMW-60 (DUP)	05/05/20	SGI	<100	<100	<0.50	<0.50	<0.50	<1.5	<0.50	<1.2	<10	<2.0	<2.0	<2.0
GMW-60	10/21/20	SGI	<100	<100	<0.50	<0.50	<0.50	<1.5	<0.50	<1.2	<10	<2.0	<2.0	<2.0
GMW-60	05/05/21	SGI/Apex	<100	<100	<0.50	<0.50	<0.50	<1.5	<0.50	<1.2	<10	<2.0	<2.0	<2.0
DUP-3 (GMW-60)	05/05/21	SGI/Apex	<100	<100	<0.50	<0.50	<0.50	<1.5	<0.50	<1.2	<10	<2.0	<2.0	<2.0
GMW-60	11/03/21	SGI/Apex	<100	<100	<0.50	<0.50	<0.50	<1.5	<0.50	<1.2	<10	<2.0	<2.0	<2.0
GMW-60	05/11/22	SGI/Apex	<100	<100	<0.50	<0.50	<0.50	<1.0	<0.50	<1.2	<10	<2.0	<2.0	<2.0
GMW-60	11/01/22	SGI/Apex	<100	<100	<0.50	<0.50	<0.50	<1.5	<0.50	<1.2	<10	<2.0	<2.0	<2.0
GMW-61	07/21/04	BT for Parsons	**19,000**	-----	**2,400**	**1,700**	**1,000**	**4,000**	-----	<0.50	-----	-----	-----	-----
GMW-61	11/03/04	BT for Parsons	**23,000**	-----	**2,500**	**2,200**	**1,200**	**5,000**	<5	<5	<100	<20	<20	<20
GMW-61	03/02/05	BT for Parsons	**20,000**	-----	**2,700**	**1,900**	**1,100**	**5,900**	-----	<20	-----	-----	-----	**-----**
GMW-61	05/05/05	BT for Parsons	**11,000**	-----	**2,000**	**310**	**840**	**2,500**	<10	<10	<200	<40	<40	<40
GMW-61	08/04/05	BT for Parsons	**11,000**	-----	**1,900**	**740**	**740**	**3,500**	<10	<10	<200	<40	<40	<40
GMW-61	11/05/05	BT for Parsons	**16,000**	-----	**2,600**	**480**	**1,100**	**4,900**	<10	<10	<200	<40	<40	<40
GMW-61	03/08/06	BT for Parsons	**11,000**	-----	**2,100**	**280**	**1,000**	**2,700**	<10	<10	<200	<40	<40	<40
GMW-61	05/03/06	BT for Parsons	**9,600**	-----	**1,900**	**89**	**810**	**2,030**	<10	<10	<200	<40	<40	<40
GMW-61	07/28/06	BT for Parsons	**7,200**	-----	**1,400**	**20**	**460**	**1,290**	<10	<10	<200	<40	<40	<40
GMW-61	12/05/06	BT for Parsons	**7,900**	-----	**1,500**	**19**	**330**	**2,050**	<5	<5	<100	<20	<20	<20
GMW-61	03/23/07	BT for Parsons	**7,500**	-----	**1,200**	**16**	**220**	**1,340**	<5	<5	<100	<20	<20	<20
GMW-61	05/02/07	BT for Parsons	**11,000**	-----	**1,600**	**27**	**290**	**2,090**	<5	<5	<100	<20	<20	<20
GMW-61	08/31/07	BT for Parsons	**9,200**	-----	**1,500**	**17**	**190**	**1,170**	<0.50	<0.50	<10	<2	<2	<2
GMW-61	11/13/07	BT for Parsons	**2,300**	-----	**580**	**6.3**	**99**	**360**	<5	<5	<100	<20	<20	<20
GMW-61	02/07/08	BT for Parsons	**2,600**	-----	**330**	**8.6**	**70**	**363**	<2.5	<2.5	<50	<10	<10	<10
GMW-61	04/16/08	BT for Parsons	**2,000**	-----	**480**	**5.0**	**64**	**399**	<2.5	<2.5	<50	<10	<10	<10
GMW-61	07/29/08	BT for Parsons	**1,500**	-----	**400**	<2.5	**28**	**129**	<2.5	<2.5	<50	<10	<10	<10

APPENDIX D

HISTORICAL ANALYTICAL RESULTS FOR TPH, BTEX COMPOUNDS, 1,2-DCA, AND FUEL OXYGENATES IN GROUNDWATER, NOVEMBER 1996 THROUGH NOVEMBER 2022

Defense Fuel Support Point Norwalk

15306 Norwalk Boulevard, Norwalk, California 90650

Well	Date	Sampled By	TPH-g (µg/L)	TPH-d (µg/L)	Benzene (µg/L)	Toluene (µg/L)	Ethyl-benzene (µg/L)	Xylenes (µg/L)	1,2-DCA (µg/L)	MTBE (µg/L)	TBA (µg/L)	DIPE (µg/L)	ETBE (µg/L)	TAME (µg/L)
GMW-61	10/15/08	BT for Parsons	**1,300**	-----	**450**	<2.5	**34**	**150**	<2.5	<2.5	<50	<10	<10	<10
GMW-61	02/12/09	BT for Parsons	**1,100**	-----	**340**	<2.5	**13**	**57**	<2.5	<2.5	<50	<10	<10	<10
GMW-61	04/20/09	BT for Parsons	**1,100**	-----	**490**	<2.5	<2.5	<2.5	<2.5	<2.5	<50	<10	<10	<10
GMW-61	07/20/09	Blaine Tech for AMEC	**760**	-----	**350**	<2.5	<2.5	<2.5	<2.5	<2.5	<50	<10	<10	<10
GMW-61	10/19/09	BT for Parsons	**620**	-----	**320**	<2.5	**1.2 J**	<2.5	<2.5	<2.5	<50	<10	<10	<10
GMW-61	01/11/10	BT for Parsons	-----	-----	**190**	<1	**0.99 J**	<1	<1	<1	<20	<4	<4	<4
GMW-61	04/15/10	BT for Parsons	**740**	-----	**380**	<0.50	**1.7**	<0.50	<0.50	<0.50	**3.7 J**	<2	<2	<2
GMW-61	10/06/10	BT for Parsons	**1,200**	-----	**100**	-----	-----	-----	<0.50	<0.50	<10	-----	-----	**-----**
GMW-61	01/10/11	BT for Parsons	**800**	-----	**190**	<0.50	**1.8**	**0.48**	<0.50	<0.50	<10	<2	<2	<2
GMW-61	04/14/11	BT for Parsons	**790**	-----	**110**	<0.50	**1.2**	<0.50	<0.50	<0.50	<10	<2	<2	<2
GMW-61	07/12/11	Parsons	**230**	-----	**6.4**	<0.50	<0.50	<0.50	<0.50	<0.50	<10	<2	<2	<2
GMW-61	10/11/11	Parsons	**140**	-----	<0.50	<0.70	<0.50	<0.50	<0.50	<0.50	<10	<2	<2	<2
GMW-61	01/10/12	Parsons	**210**	-----	**0.15 J**	**1.1**	<0.50	<0.50	<0.50	<0.50	<10	<2	<2	<2
GMW-61	04/19/12	Parsons	**190**	-----	**9.1**	**0.63**	**0.2 J**	**0.33 J**	<0.50	<0.50	**27**	<2	<2	<2
GMW-61	07/10/12	Parsons	-----	-----	**110**	**0.29 J**	**0.87**	**0.28**	<0.50	<0.50	**14**	<2	<2	<2
GMW-61	10/19/12	Parsons	**1500 b**	-----	**290**	**0.87**	**2.5**	**0.63**	<0.50	<0.50	<10	<2	<2	<2
GMW-61	01/15/13	Parsons	**130**	**140 b**	**2.7**	<0.50	<0.50	<0.50	<0.50	<0.50	**69**	<2	<2	<2
GMW-61	04/11/13	Parsons	<100	**340 b**	**0.43 J**	<0.50	<0.50	<0.50	<0.50	<0.50	**60**	<2	<2	<2
GMW-61	10/08/13	Parsons	**130 HD**	**390 HD**	**9.4**	<0.50	<0.50	<0.50	<0.50	<0.50	**210**	<2	<2	<2
GMW-61	04/17/14	Parsons	**220 HD**	**190 HD**	**9.9**	<0.50	**0.18 J**	**0.31**	<0.50	<0.50	**55**	<2	<2	<2
GMW-61	10/29/14	SGI	**120**	**200**	<0.50	<0.50	<0.50	<1.5	<0.50	<2.0	**110**	<2.0	<2.0	<2.0
GMW-61	04/28/15	SGI	**130**	**260**	**12**	<0.50	<0.50	<1.5	<0.50	<2.0	**130**	<2.0	<2.0	<2.0
GMW-61	04/14/16	SGI	<100	**330**	**0.65**	<0.50	<0.50	<1.5	<0.50	<1.0	<10	<2.0	<2.0	<2.0
GMW-61	10/07/16	SGI	<100	**390**	<0.50	<0.50	<0.50	<1.5	<0.50	<1.0	<10	<2.0	<2.0	<2.0
GMW-61	04/20/17	SGI	**140**	**1,200**	**18**	<0.50	<0.50	**5.6**	<0.50	<1.0	<10	<2.0	<2.0	<2.0
GMW-61	10/09/17	SGI	<100	**1,000**	<0.50	<0.50	<0.50	<1.5	<0.50	<1.0	<10	<2.0	<2.0	<2.0
GMW-61	04/23/18	SGI	<100	**440**	**0.61**	<0.50	<0.50	<1.5	<0.50	<1.0	<10	<2.0	<2.0	<2.0
GMW-61	11/09/18	SGI	<100	**610**	<0.50	<0.50	<0.50	<1.5	<0.50	<1.0	<10	<2.0	<2.0	<2.0
GMW-61	04/18/19	SGI	<100	**210**	<0.50	<0.50	<0.50	<1.5	<0.50	<1.0	<10	<2.0	<2.0	<2.0
DUPE (GMW-61)	04/18/19	SGI	<100	**240**	<0.50	<0.50	<0.50	<1.5	<0.50	<1.0	<10	<2.0	<2.0	<2.0
GMW-61	11/06/19	SGI	<100	**340**	<0.50	<0.50	<0.50	<1.5	<0.50	<1.2	<10	<2.0	<2.0	<2.0
GMW-61	05/08/20	SGI	<100	<100	<0.50	<0.50	<0.50	<1.5	<0.50	<1.2	<10	<2.0	<2.0	<2.0
GMW-61	10/21/20	SGI	<100	**100**	<0.50	<0.50	<0.50	<1.5	<0.50	<1.2	<10	<2.0	<2.0	<2.0
GMW-61	05/05/21	SGI/Apex	<100	**21,000**	<0.50	<0.50	<0.50	<1.5	<0.50	<1.2	<10	<2.0	<2.0	<2.0
GMW-61	11/06/21	SGI/Apex	<100	**3,700**	<0.50	<0.50	<0.50	<1.5	<0.50	<1.2	<10	<2.0	<2.0	<2.0
GMW-61	05/19/22	SGI/Apex	<100	<100	<0.50	<0.50	<0.50	<1.0	<0.50	<1.2	<10	<2.0	<2.0	<2.0
GMW-61	11/01/22	SGI/Apex	<100	**1,400**	<0.50	<0.50	<0.50	<1.5	<0.50	<1.2	<10	<2.0	<2.0	<2.0
GMW-62	11/14/07	BT for Parsons	**4,200**	-----	**1,400**	**85**	**160**	**92**	<5	<5	<100	<20	<20	<20
GMW-62	02/07/08	BT for Parsons	**4,100**	-----	**2,100**	**190**	**450**	**610**	<5	<5	<100	<20	<20	<2.0
GMW-62	04/17/08	BT for Parsons	**1,000**	-----	**430**	**15**	**50**	**24**	<5	<5	<100	<20	<20	<20
GMW-62	07/29/08	BT for Parsons	**2,400**	-----	**1,300**	**33**	**160**	**109**	<2.5	<2.5	<50	<10	<10	<10
GMW-62	10/15/08	BT for Parsons	**2,800**	-----	**1,700**	**19**	**220**	**161**	<5	<5	<100	<20	<20	<20
GMW-62	02/12/09	BT for Parsons	**3,600**	-----	**1,800**	**5.1**	**150**	**164**	<5	<5	<100	<20	<20	<20
GMW-62	04/23/09	BT for Parsons	**1,500**	-----	**370**	<2.5	**25**	**5.2**	<2.5	<2.5	<50	<10	<10	<10
GMW-62	07/21/09	Blaine Tech for AMEC	**1,800**	-----	**1,200**	<2.5	**67**	**36**	<2.5	<2.5	<50	<10	<10	<10
GMW-62	10/21/09	BT for Parsons	**2,200**	-----	**1,700**	<2.5	**43**	**13**	<2.5	<2.5	<50	<10	<10	<10
GMW-62	01/12/10	BT for Parsons	-----	-----	**3,900**	<10	**22**	**30**	**100**	<1	<200	<40	<40	<40
GMW-62	04/14/10	BT for Parsons	**2,400**	-----	**1,600**	**0.60**	**26**	**45**	<0.50	<0.50	<10	<2	<2	<2
GMW-62	10/05/10	BT for Parsons	**6,700**	-----	**1,200**	-----	-----	-----	<0.50	<0.50	<10	-----	-----	**-----**
GMW-62	11/05/18	SGI	**8,400**	**2,600**	**1,500**	<10	**12**	**908**	<10	<20	<200	<40	<40	<40
GMW-62	04/15/19	SGI	**17,000**	**3,100**	**2,700**	<5.0	**660**	**2,100**	<5.0	<10	<100	<20	<20	<20

APPENDIX D

HISTORICAL ANALYTICAL RESULTS FOR TPH, BTEX COMPOUNDS, 1,2-DCA, AND FUEL OXYGENATES IN GROUNDWATER, NOVEMBER 1996 THROUGH NOVEMBER 2022

Defense Fuel Support Point Norwalk

15306 Norwalk Boulevard, Norwalk, California 90650

Well	Date	Sampled By	TPH-g (µg/L)	TPH-d (µg/L)	Benzene (µg/L)	Toluene (µg/L)	Ethyl-benzene (µg/L)	Xylenes (µg/L)	1,2-DCA (µg/L)	MTBE (µg/L)	TBA (µg/L)	DIPE (µg/L)	ETBE (µg/L)	TAME (µg/L)
GMW-62	10/28/19	SGI	**1,500**	**7,800**	**14**	<1.0	<1.0	**25.2**	<1.0	<2.4	<20	<4.0	<4.0	<4.0
DUP-1 (GMW-62)	10/28/19	SGI	**2,100**	**12,000**	**12**	<1.0	<1.0	**25.1**	<1.0	<2.4	<20	<4.0	<4.0	<4.0
GMW-62	05/04/20	SGI	**2,200**	**130,000**	**160**	<1.0	**59**	**201**	<1.0	<2.4	<20	<4.0	<4.0	<4.0
GMW-62	10/19/20	SGI	**1,600**	**1,000**	**150**	<1.0	**100**	**139.3**	<1.0	<2.4	<20	<4.0	<4.0	<4.0
GMW-62	05/03/21	SGI/Apex	**1,000**	**6,200**	**13**	<0.50	**81**	**71**	<0.50	<1.2	<10	<2.0	<2.0	<2.0
DUP-1 (GMW-62)	05/03/21	SGI/Apex	**830**	**2,300**	**8.1**	<0.50	**61**	**44**	<0.50	<1.2	<10	<2.0	<2.0	<2.0
GMW-62	11/01/21	SGI/Apex	**1,700**	**8,600**	**8.7**	<0.50	**47**	**26**	<0.50	<1.2	<10	<2.0	<2.0	<2.0
GMW-62	05/09/22	SGI/Apex	**510**	**760**	**1.4**	<0.50	**1.3**	**5.9**	<0.50	<1.2	<10	<2.0	<2.0	<2.0
GMW-62	10/31/22	SGI/Apex	**4,300**	**64,000**	**25**	<0.50	**3.4**	**2.99**	<0.50	<1.2	<10	<2.0	<2.0	<2.0
GMW-63	10/15/08	BT for Parsons	<100	-----	<0.50	<0.50	<0.50	<0.50	<0.50	<0.50	<10	<2	<2	<2
GMW-63	02/12/09	BT for Parsons	<100	-----	<0.50	<0.50	<0.50	<0.50	<0.50	<0.50	<10	<2	<2	<2
GMW-63	04/23/09	BT for Parsons	<100	-----	<0.50	<0.50	<0.50	<0.50	<0.50	<0.50	<10	<2	<2	<2
GMW-63	07/21/09	Blaine Tech for AMEC	<100	-----	<0.50	<0.50	<0.50	<0.50	<0.50	<0.50	<10	<2	<2	<2
GMW-63	10/22/09	BT for Parsons	<100	-----	<0.50	<0.50	<0.50	<0.50	<0.50	<0.50	<10	<2	<2	<2
GMW-63	01/12/10	BT for Parsons	-----	-----	**0.39 J**	<0.50	<0.50	<0.50	<0.50	<0.50	<10	<2	<2	<2
GMW-63	04/14/10	BT for Parsons	-----	-----	<0.50	<0.50	<0.50	<0.50	<0.50	<0.50	<10	<2	<2	<2
GMW-63	10/05/10	BT for Parsons	-----	-----	<0.50	-----	-----	-----	<0.50	<0.50	<10	-----	-----	**-----**
GMW-63	01/10/11	BT for Parsons	-----	-----	<0.50	<0.50	<0.50	<0.50	<0.50	<0.50	<10	<2	<2	<2
GMW-63	04/12/11	BT for Parsons	-----	-----	<0.50	<0.50	<0.50	<0.50	<0.50	<0.50	<10	<2	<2	<2
GMW-63	07/11/11	Parsons	-----	-----	<0.50	<0.50	<0.50	<0.50	<0.50	<0.50	<10	<2	<2	<2
GMW-63	10/12/11	Parsons	-----	-----	<0.50	<0.50	<0.50	<0.50	<0.50	<0.50	<10	<2	<2	<2
GMW-63	01/09/12	Parsons	-----	-----	<0.50	<0.50	<0.50	<0.50	<0.50	<0.50	<10	<2	<2	<2
GMW-63	04/17/12	Parsons	-----	-----	<0.50	<0.50	<0.50	<0.50	<0.50	<0.50	<10	<2	<2	<2
GMW-63	07/09/12	Parsons	-----	-----	<0.50	<0.50	<0.50	<0.50	<0.50	<0.50	<10	<2	<2	<2
GMW-63	10/17/12	Parsons	-----	-----	<0.50	<0.50	<0.50	<0.50	<0.50	<0.50	<10	<2	<2	<2
GMW-63	01/14/13	Parsons	-----	<100	<0.50	<0.50	<0.50	<0.50	<0.50	<0.50	<10	<2	<2	<2
GMW-63	04/09/13	Parsons	-----	<100	<0.50	<0.50	<0.50	<0.50	<0.50	<0.50	<10	<2	<2	<2
GMW-63	10/07/13	Parsons	<100	<100	<0.50	<0.50	<0.50	<0.50	<0.50	<0.50	<10	<2	<2	<2
GMW-63	04/15/14	Parsons	<100	<95	<0.50	<0.50	<0.50	<0.50	<0.50	<0.50	<10	<2	<2	<2
GMW-63	12/17/14	SGI	<100	<100	<0.50	<0.50	<0.50	<1.5	<0.50	<2.0	<10	<2.0	<2.0	<2.0
GMW-63	04/20/15	SGI	<100	<100	<0.50	<0.50	<0.50	<1.5	<0.50	<2.0	<10	<2.0	<2.0	<2.0
GMW-63	10/21/15	SGI	<100	<100	<0.50	<0.50	<0.50	<1.5	<0.50	<2.0	<10	<2.0	<2.0	<2.0
GMW-63	04/11/16	SGI	<100	<100	<0.50	<0.50	<0.50	<1.5	<0.50	<1.0	<10	<2.0	<2.0	<2.0
GMW-63	10/03/16	SGI	<100	<100	<0.50	<0.50	<0.50	<1.5	<0.50	<1.0	<10	<2.0	<2.0	<2.0
GMW-63	04/17/17	SGI	<100	<100	<0.50	<0.50	<0.50	<1.5	<0.50	<1.0	<10	<2.0	<2.0	<2.0
GMW-63	10/02/17	SGI	<100	**170**	<0.50	<0.50	<0.50	<1.5	<0.50	<1.0	<10	<2.0	<2.0	<2.0
GMW-63	10/25/17	SGI	-----	**440**	-----	-----	-----	-----	-----	-----	-----	-----	-----	-----
GMW-63	04/16/18	SGI	<100	<100	<0.50	<0.50	<0.50	<1.5	<0.50	<1.0	<10	<2.0	<2.0	<2.0
GMW-63	11/05/18	SGI	<100	<100	<0.50	<0.50	<0.50	<1.5	<0.50	<1.0	<10	<2.0	<2.0	<2.0
GMW-63	04/15/19	TSGS	<100	<100	<0.50	<0.50	<0.50	<1.5	<0.50	<1.0	<10	<2.0	<2.0	<2.0
GMW-63	10/28/19	SGI	<100	<100	<0.50	<0.50	<0.50	<1.5	<0.50	<1.2	<10	<2.0	<2.0	<2.0
GMW-63	05/04/20	SGI	<100	<100	<0.50	<0.50	<0.50	<1.5	<0.50	<1.2	<10	<2.0	<2.0	<2.0
GMW-63	10/19/20	SGI	<100	<100	<0.50	<0.50	<0.50	<1.5	<0.50	<1.2	<10	<2.0	<2.0	<2.0
GMW-63	05/03/21	SGI/Apex	<100	<100	<0.50	<0.50	<0.50	<1.5	<0.50	<1.2	<10	<2.0	<2.0	<2.0
GMW-63	11/01/21	SGI/Apex	<100	<100	<0.50	<0.50	<0.50	<1.5	<0.50	<1.2	<10	<2.0	<2.0	<2.0
GMW-63	05/09/22	SGI/Apex	<100	<100	<0.50	<0.50	<0.50	<1.0	<0.50	<1.2	<10	<2.0	<2.0	<2.0
GMW-63	10/31/22	SGI/Apex	<100	<100	<0.50	<0.50	<0.50	<1.5	<0.50	<1.2	<10	<2.0	<2.0	<2.0
GMW-64	10/15/08	BT for Parsons	<100	-----	<0.50	<0.50	<0.50	<0.50	<0.50	<0.50	<10	<2	<2	<2
GMW-64	02/12/09	BT for Parsons	<100	-----	<0.50	<0.50	<0.50	<0.50	<0.50	<0.50	<10	<2	<2	<2
GMW-64	04/23/09	BT for Parsons	<100	-----	<0.50	<0.50	<0.50	<0.50	<0.50	<0.50	<10	<2	<2	<2

APPENDIX D

HISTORICAL ANALYTICAL RESULTS FOR TPH, BTEX COMPOUNDS, 1,2-DCA, AND FUEL OXYGENATES IN GROUNDWATER, NOVEMBER 1996 THROUGH NOVEMBER 2022

Defense Fuel Support Point Norwalk

15306 Norwalk Boulevard, Norwalk, California 90650

Well	Date	Sampled By	TPH-g (µg/L)	TPH-d (µg/L)	Benzene (µg/L)	Toluene (µg/L)	Ethyl-benzene (µg/L)	Xylenes (µg/L)	1,2-DCA (µg/L)	MTBE (µg/L)	TBA (µg/L)	DIPE (µg/L)	ETBE (µg/L)	TAME (µg/L)
GMW-64	07/21/09	Blaine Tech for AMEC	<100	-----	<0.50	<0.50	<0.50	<0.50	<0.50	<0.50	<10	<2	<2	<2
GMW-64	10/21/09	BT for Parsons	<100	-----	<0.50	<0.50	<0.50	<0.50	<0.50	<0.50	<10	<2	<2	<2
GMW-64	01/12/10	BT for Parsons	-----	-----	<0.50	<0.50	<0.50	<0.50	<0.50	<0.50	<10	<2	<2	<2
GMW-64	04/14/10	BT for Parsons	-----	-----	<0.50	<0.50	<0.50	<0.50	<0.50	<0.50	<10	<2	<2	<2
GMW-64	10/05/10	BT for Parsons	-----	-----	<0.50	-----	-----	-----	<0.50	<0.50	<10	-----	-----	-----
GMW-64	01/10/11	BT for Parsons	-----	-----	<0.50	<0.50	<0.50	<0.50	<0.50	<0.50	<10	<2	<2	<2
GMW-64	04/12/11	BT for Parsons	-----	-----	<0.50	<0.50	<0.50	<0.50	<0.50	<0.50	<10	<2	<2	<2
GMW-64	07/11/11	Parsons	-----	-----	<0.50	<0.50	<0.50	<0.50	<0.50	<0.50	<10	<2	<2	<2
GMW-64	10/12/11	Parsons	-----	-----	<0.50	<0.50	<0.50	<0.50	<0.50	<0.50	<10	<2	<2	<2
GMW-64	01/09/12	Parsons	-----	-----	<0.50	<0.50	<0.50	<0.50	<0.50	<0.50	<10	<2	<2	<2
GMW-64	04/17/12	Parsons	-----	-----	<0.50	<0.50	<0.50	<0.50	<0.50	<0.50	<10	<2	<2	<2
GMW-64	07/09/12	Parsons	-----	-----	<0.50	<0.50	<0.50	<0.50	<0.50	<0.50	<10	<2	<2	<2
GMW-64	10/17/12	Parsons	-----	-----	<0.50	<0.50	<0.50	<0.50	<0.50	<0.50	<10	<2	<2	<2
GMW-64	01/14/13	Parsons	-----	<100	<0.50	<0.50	<0.50	<0.50	<0.50	<0.50	<10	<2	<2	<2
GMW-64	04/09/13	Parsons	-----	<100	<0.50	<0.50	<0.50	<0.50	<0.50	<0.50	<10	<2	<2	<2
GMW-64	10/07/13	Parsons	<100	<100	<0.50	<0.50	<0.50	<0.50	<0.50	<0.50	<10	<2	<2	<2
GMW-64	04/15/14	Parsons	<100	<95	<0.50	<0.50	<0.50	<0.50	<0.50	<0.50	<10	<2	<2	<2
GMW-64	12/17/14	SGI	<100	<100	<0.50	<0.50	<0.50	<1.5	<0.50	<2.0	<10	<2.0	<2.0	<2.0
GMW-64	04/20/15	SGI	<100	<100	<0.50	<0.50	<0.50	<1.5	<0.50	<2.0	<10	<2.0	<2.0	<2.0
GMW-64	10/21/15	SGI	<100	<100	<0.50	<0.50	<0.50	<1.5	<0.50	<2.0	<10	<2.0	<2.0	<2.0
GMW-64	04/11/16	SGI	<100	<100	<0.50	<0.50	<0.50	<1.5	<0.50	<1.0	<10	<2.0	<2.0	<2.0
GMW-64	10/03/16	SGI	<100	<100	<0.50	<0.50	<0.50	<1.5	<0.50	<1.0	<10	<2.0	<2.0	<2.0
GMW-64	04/17/17	SGI	<100	<100	<0.50	<0.50	<0.50	<1.5	<0.50	<1.0	<10	<2.0	<2.0	<2.0
GMW-64	10/02/17	SGI	<100	**220**	<0.50	<0.50	<0.50	<1.5	<0.50	<1.0	<10	<2.0	<2.0	<2.0
GMW-64	10/25/17	SGI	-----	**620**	-----	-----	-----	-----	-----	-----	-----	-----	-----	-----
GMW-64	04/16/18	SGI	<100	<100	<0.50	<0.50	<0.50	<1.5	<0.50	<1.0	<10	<2.0	<2.0	<2.0
GMW-64	11/05/18	SGI	<100	<100	<0.50	<0.50	<0.50	<1.5	<0.50	<1.0	<10	<2.0	<2.0	<2.0
GMW-64	04/15/19	SGI	<100	**140**	<0.50	<0.50	<0.50	<1.5	<0.50	<1.0	<10	<2.0	<2.0	<2.0
GMW-64	10/28/19	SGI	<100	<100	<0.50	<0.50	<0.50	<1.5	<0.50	<1.2	<10	<2.0	<2.0	<2.0
GMW-64	05/04/20	SGI	<100	<100	<0.50	<0.50	<0.50	<1.5	<0.50	<1.2	<10	<2.0	<2.0	<2.0
GMW-64	10/19/20	SGI	<100	<100	<0.50	<0.50	<0.50	<1.5	<0.50	<1.2	<10	<2.0	<2.0	<2.0
GMW-64	05/03/21	SGI/Apex	<100	**100**	<0.50	<0.50	<0.50	<1.5	<0.50	<1.2	<10	<2.0	<2.0	<2.0
GMW-64	11/01/21	SGI/Apex	<100	<100	<0.50	<0.50	<0.50	<1.5	<0.50	<1.2	<10	<2.0	<2.0	<2.0
GMW-64	05/09/22	SGI/Apex	<100	<100	<0.50	<0.50	<0.50	<1.0	<0.50	<1.2	<10	<2.0	<2.0	<2.0
GMW-64	10/31/22	SGI/Apex	<100	<100	<0.50	<0.50	<0.50	<1.5	<0.50	<1.2	<10	<2.0	<2.0	<2.0
GMW-65	10/22/09	BT for Parsons	<100	-----	<0.50	<0.50	<0.50	<0.50	<0.50	<0.50	<10	<2	<2	<2
GMW-65	01/12/10	BT for Parsons	-----	-----	<0.50	<0.50	<0.50	<0.50	<0.50	<0.50	<10	<2	<2	<2
GMW-65	04/14/10	BT for Parsons	-----	-----	<0.50	<0.50	<0.50	<0.50	<0.50	<0.50	<10	<2	<2	<2
GMW-65	10/05/10	BT for Parsons	-----	-----	**0.32 J**	-----	-----	-----	<0.50	<0.50	<10	-----	-----	-----
GMW-65	01/10/11	BT for Parsons	-----	-----	<0.50	<0.50	<0.50	<0.50	<0.50	<0.50	<10	<2	<2	<2
GMW-65	04/13/11	BT for Parsons	-----	-----	<0.50	<0.50	<0.50	<0.50	<0.50	<0.50	<10	<2	<2	<2
GMW-65	07/11/11	Parsons	-----	-----	<0.50	<0.50	<0.50	<0.50	<0.50	<0.50	<10	<2	<2	<2
GMW-65	10/12/11	Parsons	-----	-----	<0.50	<0.50	<0.50	<0.50	<0.50	<0.50	<10	<2	<2	<2
GMW-65	01/09/12	Parsons	-----	-----	<0.50	<0.50	<0.50	<0.50	<0.50	<0.50	<10	<2	<2	<2
GMW-65	04/18/12	Parsons	-----	-----	<0.50	<0.50	<0.50	<0.50	<0.50	<0.50	<10	<2	<2	<2
GMW-65	07/09/12	Parsons	-----	-----	<0.50	<0.50	<0.50	<0.50	<0.50	<0.50	<10	<2	<2	<2
GMW-65	10/17/12	Parsons	-----	-----	<0.50	<0.50	<0.50	<0.50	<0.50	<0.50	<10	<2	<2	<2
GMW-65	01/14/13	Parsons	-----	<100	<0.50	<0.50	<0.50	<0.50	<0.50	<0.50	<10	<2	<2	<2
GMW-65	04/09/13	Parsons	-----	<100	<0.50	<0.50	<0.50	<0.50	<0.50	<0.50	<10	<2	<2	<2
GMW-65	10/07/13	Parsons	<100	**210 HD**	<0.50	<0.50	<0.50	<0.50	<0.50	<0.50	<10	<2	<2	<2
GMW-65	04/15/14	Parsons	<100	<95	<0.50	<0.50	<0.50	<0.50	<0.50	<0.50	<10	<2	<2	<2

APPENDIX D

HISTORICAL ANALYTICAL RESULTS FOR TPH, BTEX COMPOUNDS, 1,2-DCA, AND FUEL OXYGENATES IN GROUNDWATER, NOVEMBER 1996 THROUGH NOVEMBER 2022

Defense Fuel Support Point Norwalk

15306 Norwalk Boulevard, Norwalk, California 90650

Well	Date	Sampled By	TPH-g (µg/L)	TPH-d (µg/L)	Benzene (µg/L)	Toluene (µg/L)	Ethyl-benzene (µg/L)	Xylenes (µg/L)	1,2-DCA (µg/L)	MTBE (µg/L)	TBA (µg/L)	DIPE (µg/L)	ETBE (µg/L)	TAME (µg/L)
GMW-65	12/17/14	SGI	<100	<100	<0.50	<0.50	<0.50	<1.5	<0.50	<2.0	<10	<2.0	<2.0	<2.0
GMW-65	04/20/15	SGI	<100	<100	<0.50	<0.50	<0.50	<1.5	<0.50	<2.0	<10	<2.0	<2.0	<2.0
GMW-65	10/21/15	SGI	<100	<100	<0.50	<0.50	<0.50	<1.5	<0.50	<2.0	<10	<2.0	<2.0	<2.0
GMW-65	04/11/16	SGI	<100	<100	<0.50	<0.50	<0.50	<1.5	<0.50	<1.0	<10	<2.0	<2.0	<2.0
GMW-65	10/03/16	SGI	<100	<100	<0.50	<0.50	<0.50	<1.5	<0.50	<1.0	<10	<2.0	<2.0	<2.0
GMW-65	04/17/17	SGI	<100	<100	<0.50	<0.50	<0.50	<1.5	<0.50	<1.0	<10	<2.0	<2.0	<2.0
GMW-65	10/02/17	SGI	<100	**100**	<0.50	<0.50	<0.50	<1.5	<0.50	<1.0	<10	<2.0	<2.0	<2.0
GMW-65	10/25/17	SGI	-----	**320**	-----	-----	-----	-----	-----	-----	-----	-----	-----	-----
GMW-65	04/16/18	SGI	<100	**110**	<0.50	<0.50	<0.50	<1.5	<0.50	<1.0	<10	<2.0	<2.0	<2.0
GMW-65	11/05/18	SGI	<100	<100	<0.50	<0.50	<0.50	<1.5	<0.50	<1.0	<10	<2.0	<2.0	<2.0
GMW-65	04/15/19	SGI	<100	<100	<0.50	<0.50	<0.50	<1.5	<0.50	<1.0	<10	<2.0	<2.0	<2.0
GMW-65	10/28/19	SGI	<100	<100	<0.50	<0.50	<0.50	<1.5	<0.50	<1.2	<10	<2.0	<2.0	<2.0
GMW-65	05/04/20	SGI	<100	<100	<0.50	<0.50	<0.50	<1.5	<0.50	<1.2	<10	<2.0	<2.0	<2.0
GMW-65	10/19/20	SGI	<100	<100	<0.50	<0.50	<0.50	<1.5	<0.50	<1.2	<10	<2.0	<2.0	<2.0
GMW-65	05/03/21	SGI/Apex	<100	<100	<0.50	<0.50	<0.50	<1.5	<0.50	<1.2	<10	<2.0	<2.0	<2.0
GMW-65	11/01/21	SGI/Apex	<100	<100	<0.50	<0.50	<0.50	<1.5	<0.50	<1.2	<10	<2.0	<2.0	<2.0
GMW-65	05/09/22	SGI/Apex	<100	<100	<0.50	<0.50	<0.50	<1.0	<0.50	<1.2	<10	<2.0	<2.0	<2.0
GMW-65	10/31/22	SGI/Apex	<100	<100	<0.50	<0.50	<0.50	<1.5	<0.50	<1.2	<10	<2.0	<2.0	<2.0
GMW-66	10/22/09	BT for Parsons	<100	-----	<0.50	<0.50	<0.50	<0.50	<0.50	<0.50	<10	<2	<2	<2
GMW-66	04/19/10	BT for Parsons	-----	-----	<0.50	<0.50	<0.50	<0.50	<0.50	<0.50	<10	<2	<2	<2
GMW-66	10/06/10	BT for Parsons	-----	-----	<0.50	-----	-----	-----	<0.50	<0.50	<10	-----	-----	-----
GMW-66	04/12/11	BT for Parsons	-----	-----	<0.50	<0.50	<0.50	<0.50	<0.50	<0.50	<10	<2	<2	<2
GMW-66	10/12/11	Parsons	-----	-----	<0.50	<0.50	<0.50	<0.50	<0.50	<0.50	<10	<2	<2	<2
GMW-66	04/17/12	Parsons	-----	-----	<0.50	<0.50	<0.50	<0.50	<0.50	<0.50	<10	<2	<2	<2
GMW-66	10/17/12	Parsons	-----	-----	<0.50	<0.50	<0.50	<0.50	<0.50	<0.50	<10	<2	<2	<2
GMW-66	04/08/13	Parsons	-----	**130 b**	<0.50	<0.50	<0.50	<0.50	<0.50	<0.50	<10	<2	<2	<2
GMW-66	10/07/13	Parsons	<100	**150 HD**	<0.50	<0.50	<0.50	<0.50	<0.50	<0.50	<10	<2	<2	<2
GMW-66	04/15/14	Parsons	<100	**96 HD**	<0.50	<0.50	<0.50	<0.50	<0.50	<0.50	<10	<2	<2	<2
GMW-66	10/27/14	SGI	<100	<100	<0.50	<0.50	<0.50	<1.5	<0.50	<2.0	<10	<2.0	<2.0	<2.0
GMW-66R	04/13/16	SGI	<100	<100	<0.50	<0.50	<0.50	<1.5	<0.50	<1.0	<10	<2.0	<2.0	<2.0
GMW-66R	10/04/16	SGI	<100	<100	<0.50	<0.50	<0.50	<1.5	<0.50	<1.0	<10	<2.0	<2.0	<2.0
GMW-66R	04/18/17	SGI	<100	**120**	<0.50	<0.50	<0.50	<1.5	<0.50	<1.0	<10	<2.0	<2.0	<2.0
GMW-66R	10/04/17	SGI	<100	<100	<0.50	<0.50	<0.50	<1.5	<0.50	<1.0	<10	<2.0	<2.0	<2.0
GMW-66R	04/17/18	SGI	<100	<100	<0.50	<0.50	<0.50	<1.5	<0.50	<1.0	<10	<2.0	<2.0	<2.0
GMW-66R	11/05/18	SGI	<100	<100	<0.50	<0.50	<0.50	<1.5	<0.50	<1.0	<10	<2.0	<2.0	<2.0
DUPE-1 (GMW-66R)	11/05/18	SGI	<100	<100	<0.50	<0.50	<0.50	<1.5	<0.50	<1.0	<10	<2.0	<2.0	<2.0
GMW-66R	04/16/19	SGI	<100	**190**	<0.50	<0.50	<0.50	<1.5	<0.50	<1.0	<10	<2.0	<2.0	<2.0
DUPE (GMW-66R)	04/16/19	SGI	<100	**120**	<0.50	<0.50	<0.50	<1.5	<0.50	<1.0	<10	<2.0	<2.0	<2.0
GMW-66R	10/29/19	SGI	<100	<100	<0.50	<0.50	<0.50	<1.5	<0.50	<1.2	<10	<2.0	<2.0	<2.0
GMW-66R	05/05/20	SGI	<100	<100	<0.50	<0.50	<0.50	<1.5	<0.50	<1.2	<10	<2.0	<2.0	<2.0
GMW-66R	10/21/20	SGI	<100	<100	<0.50	<0.50	<0.50	<1.5	<0.50	<1.2	<10	<2.0	<2.0	<2.0
DUP-3 (GMW-66R)	10/21/20	SGI	<100	**120**	<0.50	<0.50	<0.50	<1.5	<0.50	<1.2	<10	<2.0	<2.0	<2.0
GMW-66R	05/05/21	SGI/Apex	<100	<100	<0.50	<0.50	<0.50	<1.5	<0.50	<1.2	<10	<2.0	<2.0	<2.0
GMW-66R	11/03/21	SGI/Apex	<100	<100	<0.50	<0.50	<0.50	<1.5	<0.50	<1.2	<10	<2.0	<2.0	<2.0
DUP-3 (GMW-66R)	11/03/21	SGI/Apex	<100	<100	<0.50	<0.50	<0.50	<1.5	<0.50	<1.2	<10	<2.0	<2.0	<2.0
GMW-66R	05/11/22	SGI/Apex	<100	<100	<0.50	<0.50	<0.50	<1.0	<0.50	<1.2	<10	<2.0	<2.0	<2.0
DUP-3 (GMW-66R)	05/11/22	SGI/Apex	<100	**110**	<0.50	<0.50	<0.50	<1.0	<0.50	<1.2	<10	<2.0	<2.0	<2.0
GMW-66R	11/01/22	SGI/Apex	<100	<100	<0.50	<0.50	<0.50	<1.5	<0.50	<1.2	<10	<2.0	<2.0	<2.0
GMW-67	07/21/15	SGI	**550**	<100	**21**	<0.50	**34**	**74**	<0.50	<2.0	<10	<2.0	<2.0	<2.0
GMW-67	10/21/15	SGI	**900**	**140**	**71**	<0.50	**110**	**82**	<0.50	<2.0	<10	<2.0	<2.0	<2.0

APPENDIX D

HISTORICAL ANALYTICAL RESULTS FOR TPH, BTEX COMPOUNDS, 1,2-DCA, AND FUEL OXYGENATES IN GROUNDWATER, NOVEMBER 1996 THROUGH NOVEMBER 2022

Defense Fuel Support Point Norwalk

15306 Norwalk Boulevard, Norwalk, California 90650

Well	Date	Sampled By	TPH-g (µg/L)	TPH-d (µg/L)	Benzene (µg/L)	Toluene (µg/L)	Ethyl-benzene (µg/L)	Xylenes (µg/L)	1,2-DCA (µg/L)	MTBE (µg/L)	TBA (µg/L)	DIPE (µg/L)	ETBE (µg/L)	TAME (µg/L)
GMW-67	10/21/15	SGI	**970**	**120**	**66**	<0.50	**100**	**77**	<0.50	<2.0	<10	<2.0	<2.0	<2.0
GMW-67	04/13/16	SGI	**310**	<100	**22**	<0.50	**73**	**6.8**	<0.50	<1.0	<10	<2.0	<2.0	<2.0
GMW-67	10/03/16	SGI	<100	<100	**4.2**	<0.50	**0.96**	<1.5	<0.50	<1.0	<10	<2.0	<2.0	<2.0
GMW-67	04/17/17	SGI	<100	<100	**2.5**	<0.50	<0.50	<1.5	<0.50	<1.0	<10	<2.0	<2.0	<2.0
GMW-67	10/02/17	SGI	<100	**520**	**2.6**	<0.50	**0.70**	**0.51**	<0.50	<1.0	<10	<2.0	<2.0	<2.0
GMW-67	04/16/18	SGI	<100	<100	<0.50	<0.50	<0.50	<1.5	<0.50	<1.0	<10	<2.0	<2.0	<2.0
DUP-1 (GMW-67)	04/16/18	SGI	<100	<100	<0.50	<0.50	<0.50	<1.5	<0.50	<1.0	<10	<2.0	<2.0	<2.0
GMW-67	11/05/18	SGI	<100	<100	**0.50**	<0.50	<0.50	<1.5	<0.50	<1.0	<10	<2.0	<2.0	<2.0
GMW-67	04/15/19	SGI	<100	**230**	<0.50	<0.50	<0.50	<1.5	<0.50	<1.0	<10	<2.0	<2.0	<2.0
DUPE (GMW-67)	04/15/19	SGI	<100	**200**	<0.50	<0.50	<0.50	<1.5	<0.50	<1.0	<10	<2.0	<2.0	<2.0
GMW-67	10/28/19	SGI	**150**	<100	**0.75**	<0.50	**3.6**	**1.3**	<0.50	<1.2	<10	<2.0	<2.0	<2.0
GMW-67	05/04/20	SGI	**270**	**110**	**2.5**	<0.50	**5.6**	**8.9**	<0.50	<1.2	<10	<2.0	<2.0	<2.0
GMW-67	10/19/20	SGI	**110**	<100	<0.50	<0.50	<0.50	<1.5	<0.50	<1.2	<10	<2.0	<2.0	<2.0
DUP-1 (GMW-67)	10/19/20	SGI	**100**	<100	<0.50	<0.50	<0.50	<1.5	<0.50	<1.2	<10	<2.0	<2.0	<2.0
GMW-67	05/03/21	SGI/Apex	<100	<100	<0.50	<0.50	<0.50	<1.5	<0.50	<1.2	<10	<2.0	<2.0	<2.0
GMW-67	11/01/21	SGI/Apex	<100	**130**	<0.50	<0.50	<0.50	<1.5	<0.50	<1.2	<10	<2.0	<2.0	<2.0
GMW-67	05/09/22	SGI/Apex	**110**	<100	**2.1**	<0.50	<0.50	<1.0	<0.50	<1.2	<10	<2.0	<2.0	<2.0
DUP-1 (GMW-67)	05/09/22	SGI/Apex	**100**	<100	**2.1**	<0.50	<0.50	<1.0	<0.50	<1.2	<10	<2.0	<2.0	<2.0
GMW-67	10/31/22	SGI/Apex	<100	<100	**2.5**	<0.50	<0.50	<1.5	<0.50	<1.2	<10	<2.0	<2.0	<2.0
GMW-68	07/22/15	SGI	**27,000**	**100**	**2,400**	**56**	**990**	**5,200**	<10	<40	<200	<40	<40	<40
GMW-68	10/21/15	SGI	**17,000**	**810**	**2,200**	**46**	**800**	**3,700**	<10	<40	<200	<40	<40	<40
GMW-68	04/11/16	SGI	**15,000**	**810**	**2,300**	**17**	**1,200**	**4,700**	<10	<20	<200	<40	<40	<40
GMW-68	05/09/22	SGI/Apex	**5,600**	**1,700**	**690**	<10	**78**	**61**	<10	<24	<200	<40	<40	<40
GMW-68	10/31/22	SGI/Apex	**1,900**	**2,300**	**110**	<1.0	**2.9**	**7.6**	<1.0	<2.4	<20	<4.0	<4.0	<4.0
GMW-69	07/21/15	SGI	**10,000**	<100	**500**	**14**	**550**	**1,570**	<5.0	<20	<100	<20	<20	<20
GMW-69	10/21/15	SGI	**2,900**	**330**	**350**	<5.0	**400**	**380**	<5.0	<20	<100	<20	<20	<20
GMW-69	04/11/16	SGI	**2,400**	**350**	**230**	<2.5	**390**	**360**	<2.5	<5.0	<50	<10	<10	<10
DUP-1 (GMW 69)	04/11/16	SGI	**2,900**	**340**	**260**	**1.3**	**390**	**360**	<0.50	<1.0	<10	<2.0	<2.0	<2.0
GMW-69	10/03/16	SGI	**1,600**	**210**	**240**	<2.5	**290**	**188**	<2.5	<5.0	<50	<10	<10	<10
GMW-69	04/17/17	SGI	**740**	**150**	**84**	<1.0	**140**	**16**	<1.0	<2.0	<20	<4.0	<4.0	<4.0
GMW-69	10/02/17	SGI	**2,100**	**380**	**220**	<1.0	**210**	**118**	<1.0	<2.0	<20	<4.0	<4.0	<4.0
DUP-1 (GMW-69)	10/02/17	SGI	**2,300**	**340**	**250**	<2.5	**250**	**118**	<2.5	<5.0	<50	<10	<10	<10
GMW-69	10/25/17	SGI	-----	**830**	**870**	**4.8**	**950**	**1,000**	<2.5	<5.0	<50	<10	<10	<10
GMW-69	04/16/18	SGI	**3,600**	**530**	**370**	<5.0	**300**	**93**	<5.0	<10	<100	<20	<20	<20
GMW-69	11/05/18	SGI	**1,300**	**720**	**190**	<5.0	<5.0	<15	<5.0	<10	<100	<20	<20	<20
GMW-69	04/15/19	SGI	**130**	**230**	<0.50	<0.50	<0.50	<1.5	<0.50	<1.0	<10	<2.0	<2.0	<2.0
GMW-69	10/28/19	SGI	**710**	**180**	**58**	<0.50	**33**	**22**	<0.50	<1.2	<10	<2.0	<2.0	<2.0
GMW-69	05/04/20	SGI	**1,300**	**490**	**140**	<0.50	**5.8**	<1.5	<0.50	<1.2	<10	<2.0	<2.0	<2.0
GMW-69	10/19/20	SGI	**930**	**300**	**110**	<1.0	**21**	<3.0	<1.0	<2.4	<20	<4.0	<4.0	<4.0
GMW-69	05/03/21	SGI/Apex	**530**	**280**	**28**	<0.50	<0.50	<1.5	<0.50	<1.2	<10	<2.0	<2.0	<2.0
GMW-69	11/01/21	SGI/Apex	**770**	**340**	**21**	<0.50	**0.74**	<1.5	<0.50	<1.2	<10	<2.0	<2.0	<2.0
GMW-69	05/09/22	SGI/Apex	**170**	**110**	<0.50	<0.50	<0.50	<1.0	<0.50	<1.2	<10	<2.0	<2.0	<2.0
GMW-69	10/31/22	SGI/Apex	<100	<100	<0.50	<0.50	<0.50	<1.5	<0.50	<1.2	<10	<2.0	<2.0	<2.0
DUP-1 (GMW-69)	10/31/22	SGI/Apex	<100	<100	<0.50	<0.50	<0.50	<1.5	<0.50	<1.2	<10	<2.0	<2.0	<2.0
GMW-O-1	11/21/96	Terra Services	-----	-----	<0.50	<0.50	<0.50	<1.5	**0.53**	<5	-----	-----	-----	-----
GMW-O-1	07/09/97	Terra Services	<100	<500	<0.50	<0.50	<0.50	<1	**0.85**	<5	-----	-----	-----	-----
GMW-O-1	01/06/98	Terra Services	<100	<500	<0.50	<0.50	<0.50	<1.5	<0.50	<5	-----	-----	-----	-----
GMW-O-1	05/20/98	Terra Services	<300	-----	<0.50	<0.50	<0.50	<1	<0.50	<0.50	-----	-----	-----	-----
GMW-O-1	08/24/98	Geomatrix	<300	-----	<0.50	<0.50	<0.50	<0.50	<0.50	<0.50	-----	-----	-----	-----

APPENDIX D

HISTORICAL ANALYTICAL RESULTS FOR TPH, BTEX COMPOUNDS, 1,2-DCA, AND FUEL OXYGENATES IN GROUNDWATER, NOVEMBER 1996 THROUGH NOVEMBER 2022

Defense Fuel Support Point Norwalk

15306 Norwalk Boulevard, Norwalk, California 90650

Well	Date	Sampled By	TPH-g (µg/L)	TPH-d (µg/L)	Benzene (µg/L)	Toluene (µg/L)	Ethyl-benzene (µg/L)	Xylenes (µg/L)	1,2-DCA (µg/L)	MTBE (µg/L)	TBA (µg/L)	DIPE (µg/L)	ETBE (µg/L)	TAME (µg/L)
GMW-O-1	11/04/98	Alton Geoscience	<300	-----	<0.50	<0.50	<0.50	<0.50	<0.50	<0.50	-----	-----	-----	-----
GMW-O-1	02/02/99	Alton Geoscience	<500	<500	<0.50	<0.50	<0.50	<1	<1	<0.50	-----	-----	-----	-----
GMW-O-1	08/10/99	Alton Geoscience	<500	<1,000	<0.50	<1	<1	<1	<0.50	<1	-----	-----	-----	-----
GMW-O-1	11/17/99	Secor	<300	-----	<0.50	<0.50	<0.50	<0.50	<0.50	<0.50	-----	-----	-----	-----
GMW-O-1	02/29/00	Secor	<300	-----	<0.50	<0.50	<0.50	<0.50	<0.50	<0.50	-----	-----	-----	-----
GMW-O-1	05/17/00	Secor	<300	-----	<0.50	<0.50	<0.50	<0.50	<0.50	<0.50	-----	-----	-----	-----
GMW-O-1	08/29/00	Secor	<300	-----	<0.50	<0.50	<0.50	<0.50	**0.50**	<0.50	-----	-----	-----	-----
GMW-O-1	11/28/00	Secor	<300	-----	<0.50	<0.50	<0.50	<0.50	<0.50	<0.50	-----	-----	-----	-----
GMW-O-1	02/05/01	Secor	<300	-----	<0.50	<0.50	<0.50	<0.50	<0.50	<0.50	-----	-----	-----	-----
GMW-O-1	05/10/01	Secor	<300	-----	<0.50	<0.50	<0.50	<0.50	<0.50	<0.50	-----	-----	-----	-----
GMW-O-1	09/19/01	Secor	<300	-----	<0.50	<0.50	<0.50	<0.50	<0.50	<0.50	-----	-----	-----	-----
GMW-O-1	11/06/01	Secor	<300	-----	**11**	<0.50	**0.70**	**0.60**	**0.50**	<0.50	-----	-----	-----	-----
GMW-O-1	01/30/02	Secor	<300	-----	<0.50	<0.50	<0.50	<0.50	<0.50	<0.50	-----	-----	-----	-----
GMW-O-1	04/09/02	Secor	<300	-----	<0.50	<0.50	<0.50	<0.50	<0.50	<0.50	-----	-----	-----	-----
GMW-O-1	07/30/02	IT Corporation	<300	-----	<0.50	<0.50	<0.50	<0.50	<0.50	<0.50	-----	-----	-----	-----
GMW-O-1	10/24/02	Secor	<300	-----	<0.50	<0.50	<0.50	<0.50	<0.50	<0.50	-----	-----	-----	-----
GMW-O-1	01/28/03	Secor	<300	-----	<0.50	<0.50	<0.50	<0.50	<0.50	<0.50	-----	-----	-----	-----
GMW-O-1	04/08/03	Secor	<50	-----	<0.50	<0.50	<0.50	<0.50	<0.50	<0.50	-----	-----	-----	-----
GMW-O-1	07/30/03	Secor	<50	-----	<0.50	<0.50	<0.50	<0.50	<0.50	<0.50	-----	-----	-----	-----
GMW-O-1	10/08/03	Secor	<50	-----	<0.50	<0.50	<0.50	<0.50	<0.50	<0.50	-----	-----	-----	-----
GMW-O-1	01/29/04	Secor	<50	-----	<0.50	<0.50	<0.50	<0.50	<0.50	<0.50	-----	-----	-----	-----
GMW-O-1	04/20/04	Secor	<50	-----	<0.50	<0.50	<0.50	<0.50	<0.50	<0.50	-----	-----	-----	-----
GMW-O-1	07/20/04	Secor	<50	-----	<0.50	<0.50	<0.50	<0.50	<0.50	<0.50	-----	-----	-----	-----
GMW-O-1	11/04/04	Secor	<50	-----	<0.50	<0.50	<0.50	<0.50	<0.50	<0.50	-----	-----	-----	-----
GMW-O-1	02/03/05	Secor	<50	-----	<0.50	<0.50	<0.50	<0.50	<0.50	<0.50	-----	-----	-----	-----
GMW-O-1	05/04/05	Secor	<50	-----	<0.50	<0.50	<0.50	<0.50	**1.1**	<0.50	-----	-----	-----	-----
GMW-O-1	08/03/05	Secor	<50	-----	<0.50	<0.50	<0.50	<0.50	<0.50	<0.50	-----	-----	-----	-----
GMW-O-1	11/01/05	Secor	<50	-----	<0.50	<0.50	<0.50	<0.50	<0.50	<0.50	-----	-----	-----	-----
GMW-O-1	02/28/06	Secor	<50	-----	<0.50	<0.50	<0.50	<0.50	<0.50	<0.50	-----	-----	-----	-----
GMW-O-1	05/05/06	Secor	<50	-----	<0.50	<0.50	<0.50	<0.50	<0.50	<0.50	-----	-----	-----	-----
GMW-O-1	09/20/06	Secor	<50	-----	<0.50	<0.50	<0.50	<0.50	<0.50	<0.50	-----	-----	-----	-----
GMW-O-1	12/08/06	Secor	<50	-----	<0.50	<0.50	<0.50	<0.50	<0.50	<0.50	-----	-----	-----	-----
GMW-O-1	03/12/07	Secor	<50	-----	<0.50	<0.50	<0.50	<0.50	<0.50	<0.50	-----	-----	-----	-----
GMW-O-1	05/04/07	Secor	<50	-----	<0.50	<0.50	<0.50	<0.50	<0.50	<0.50	-----	-----	-----	-----
GMW-O-1	08/28/07	Secor	<50	-----	<0.50	<0.50	<0.50	<0.50	<0.50	<0.50	-----	-----	-----	-----
GMW-O-1	11/14/07	Secor	<50	-----	<0.50	<0.50	<0.50	<0.50	<0.50	<0.50	-----	-----	-----	-----
GMW-O-1	02/20/08	Secor	<50	-----	<0.50	<0.50	<0.50	<0.50	<0.50	<0.50	-----	-----	-----	-----
GMW-O-1	04/18/08	Secor	<50	-----	<0.50	<0.50	<0.50	<0.50	<0.50	<0.50	-----	-----	-----	-----
GMW-O-1	08/13/08	Secor	<50	-----	<0.50	<0.50	<0.50	<0.50	<0.50	<0.50	-----	-----	-----	-----
GMW-O-1	10/17/08	Stantec	<50	-----	<0.50	<0.50	<0.50	<0.50	<0.50	<0.50	-----	-----	-----	-----
GMW-O-1	02/23/09	Blaine Tech	<50	-----	<0.50	<0.50	<0.50	<0.50	<0.50	<0.50	<10	-----	-----	-----
GMW-O-1	04/21/09	Blaine Tech for AMEC	<50	-----	<0.50	<0.50	<0.50	<0.50	<0.50	<0.50	<10	<1	<1	<1
GMW-O-1	07/20/09	Blaine Tech	<50	-----	<0.50	<0.50	<0.50	<0.50	<0.50	<0.50	<10	<1	<1	<1
GMW-O-1	10/20/09	Blaine Tech	<50	-----	<0.50	<0.50	<0.50	<0.50	<0.50	<0.50	<10	<1	<1	<1
GMW-O-1	03/15/10	Blaine Tech	<50	-----	<0.50	<0.50	<0.50	<0.50	<0.50	<0.50	<10	<1	<1	<1
GMW-O-1	05/25/10	Blaine Tech	<50	-----	<0.50	<0.50	<0.50	<0.50	<0.50	<0.50	<10	<1	<1	<1
GMW-O-1	07/12/10	Blaine Tech	<50	-----	<0.50	<0.50	<0.50	<0.50	<0.50	<0.50	<10	<1	<1	<1
GMW-O-1	10/05/10	Blaine Tech	<50	-----	<0.50	<0.50	<0.50	<0.50	<0.50	<0.50	<10	<1	<1	<1
GMW-O-1	01/11/11	Blaine Tech	<50	-----	<0.50	<0.50	<0.50	<0.50	<0.50	<0.50	<10	<1	<1	<1
GMW-O-1	04/12/11	Blaine Tech	<50	-----	<0.50	<0.50	<0.50	<0.50	<0.50	<0.50	<10	<1	<1	<1
GMW-O-1	07/11/11	CH2M Hill	<50	-----	<0.50	<0.50	<0.50	<0.50	<0.50	<0.50	<10	<1	<1	<1
GMW-O-1	10/10/11	CH2M Hill	<50	-----	<0.50	<0.50	<0.50	<0.50	<0.50	<0.50	<10	<1	<1	<1

APPENDIX D

HISTORICAL ANALYTICAL RESULTS FOR TPH, BTEX COMPOUNDS, 1,2-DCA, AND FUEL OXYGENATES IN GROUNDWATER, NOVEMBER 1996 THROUGH NOVEMBER 2022

Defense Fuel Support Point Norwalk

15306 Norwalk Boulevard, Norwalk, California 90650

Well	Date	Sampled By	TPH-g (µg/L)	TPH-d (µg/L)	Benzene (µg/L)	Toluene (µg/L)	Ethyl-benzene (µg/L)	Xylenes (µg/L)	1,2-DCA (µg/L)	MTBE (µg/L)	TBA (µg/L)	DIPE (µg/L)	ETBE (µg/L)	TAME (µg/L)
GMW-O-1	01/09/12	CH2M Hill	<50	-----	<0.50	<0.50	<0.50	<0.50	<0.50	<0.50	<10	<1	<1	<1
GMW-O-1	04/17/12	CH2M Hill	<50	<50	<0.50	<0.50	<0.50	<0.50	<0.50	<0.50	<10	<1	<1	<1
GMW-O-1	07/10/12	CHHL	<50	<50	<0.50	<0.50	<0.50	<0.50	<0.50	<0.50	<10	<1	<1	<1
GMW-O-1	10/16/12	CHHL	<50	<50	<0.50	<0.50	<0.50	<0.50	<0.50	<0.50	<10	<1	<1	<1
GMW-O-1	01/14/13	CHHL	<50	<50	<0.50	<0.50	<0.50	<0.50	<0.50	<0.50	<10	<1	<1	<1
GMW-O-1	04/09/13	CHHL	<50	<50	<0.50	<0.50	<0.50	<0.50	<0.50	<0.50	<10	<1	<1	<1
GMW-O-1	10/09/13	CHHL	<50	<50	<0.50	<0.50	<0.50	<0.50	<0.50	<0.50	<10	<1	<1	<1
GMW-O-1	04/15/14	CHHL	<50	<50	<0.50	<0.50	<0.50	<0.50	<0.50	<0.50	<10	<1	<1	<1
GMW-O-1	10/29/14	BT for CH2MHill	<50	<50	<0.50	<0.50	<0.50	<0.50	<0.50	<0.50	<10	<1.0	<1.0	<1.0
GMW-O-1	04/21/15	BT for CH2MHill	<50	<50	<0.50	<0.50	<0.50	<0.50	<0.50	<0.50	<10	<1.0	<1.0	<1.0
GMW-O-1	10/21/15	BT for CH2MHill	<50	<50	<0.50	<0.50	<0.50	<0.50	<0.50	<0.50	<10	<1.0	<1.0	<1.0
GMW-O-1	04/12/16	BT for CH2MHill	<50	<50	<0.50	<0.50	<0.50	<0.50	<0.50	<0.50	<10	<1.0	<1.0	<1.0
GMW-O-1	10/04/16	BT for CH2MHill	<50	<50	<0.50	<0.50	<0.50	<0.50	<0.50	<0.50	<10	<1.0	<1.0	<1.0
GMW-O-1	04/20/17	BT for CH2MHill	<50	<50	<0.50	<0.50	<0.50	<0.50	<0.50	<0.50	<10	<1.0	<1.0	<1.0
GMW-O-1	10/04/17	BT for CH2MHill	<50	<50	<0.50	<0.50	<0.50	<0.50	<0.50	<0.50	<10	<1.0	<1.0	<1.0
GMW-O-1	04/18/18	BT for Jacobs	<50	<50	<0.50	<0.50	<0.50	<0.50	<0.50	<0.50	<10	<1	<1	<1
GMW-O-1	11/08/18	BT for Jacobs	<50	<50	<0.50	<0.50	<0.50	<0.50	<0.50	<0.50	<10	<1.0	<1.0	<1.0
GMW-O-1	04/18/19	BT for Jacobs	<50	<50	<0.50	<0.50	<0.50	<0.50	<0.50	<0.50	<10	<1	<1	<1
GMW-O-1	11/01/19	BT for Jacobs	<50	<50	<0.50	<0.50	<0.50	<0.50	<0.50	<0.50	<10	<1.0	<1.0	<1.0
GMW-O-1	05/06/20	BT for Jacobs	<50	<50	<0.50	<0.50	<0.50	<0.50	<0.50	<0.50	<10	<1.0	<1.0	<1.0
GMW-O-1	11/04/20	BT for Jacobs	<50	<50	<0.50	<0.50	<0.50	<0.50	<0.50	<0.50	<10	<1.0	<1.0	<1.0
GMW-O-1	05/05/21	BT for Jacobs	<50	<50	<0.50	<0.50	<0.50	<0.50	<0.50	<0.50	<10	<1.0	<1.0	<1.0
GMW-O-1	11/03/21	BT for Jacobs	<50	<50	<0.50	<0.50	<0.50	<0.50	<0.50	<0.50	<10	<1.0	<1.0	<1.0
GMW-O-1	05/11/22	BT for Jacobs	<50	<50	<0.50	<0.50	<0.50	<0.50	<0.50	<0.50	<10	<1.0	<1.0	<1.0
GMW-O-1	11/02/22	BT for Jacobs	<50	<50	<0.50	<0.50	<0.50	<0.50	**0.57**	<0.50	<10	<1.0	<1.0	<1.0
GMW-O-2	11/21/96	Terra Services	-----	-----	<0.50	<0.50	<0.50	<1.5	**12**	<5	-----	-----	-----	-----
GMW-O-2	07/09/97	Terra Services	<100	<500	<0.50	**0.50**	<0.50	<1	<0.50	<5	-----	-----	-----	-----
GMW-O-2	01/07/98	Terra Services	<100	<500	<0.50	<0.50	<0.50	<1.5	**13**	<5	-----	-----	-----	-----
GMW-O-2	05/20/98	Terra Services	<300	-----	<0.50	<0.50	<0.50	<1	**14**	<0.50	-----	-----	-----	-----
GMW-O-2	11/11/98	Alton Geoscience	<300	-----	<0.50	<0.50	<0.50	<0.50	<0.50	<0.50	-----	-----	-----	-----
GMW-O-2	05/05/99	Alton Geoscience	<500	<500	<0.50	<0.50	<0.50	<0.50	<1	<0.50	-----	-----	-----	-----
GMW-O-2	11/16/99	Secor	<300	-----	<0.50	<0.50	<0.50	<0.50	<0.50	<0.50	-----	-----	-----	-----
GMW-O-2	05/17/00	Secor	<300	-----	<0.50	<0.50	<0.50	<0.50	**1.7**	<0.50	-----	-----	-----	-----
GMW-O-2	11/28/00	Secor	<300	-----	<0.50	<0.50	<0.50	<0.50	**0.60**	<0.50	-----	-----	-----	-----
GMW-O-2	05/10/01	Secor	<300	-----	<0.50	<0.50	<0.50	<0.50	**11**	<0.50	-----	-----	-----	-----
GMW-O-2	11/06/01	Secor	<300	-----	<0.50	<0.50	<0.50	<0.50	**0.60**	<0.50	-----	-----	-----	-----
GMW-O-2	04/09/02	Secor	<300	-----	<0.50	<0.50	<0.50	<0.50	<0.50	<0.50	-----	-----	-----	-----
GMW-O-2	07/30/02	IT Corporation	<300	-----	<0.50	<0.50	<0.50	<0.50	<0.50	<0.50	-----	-----	-----	-----
GMW-O-2	10/24/02	Secor	<300	-----	<0.50	<0.50	<0.50	<0.50	<0.50	<0.50	-----	-----	-----	-----
GMW-O-2	01/15/03	Geomatrix	<300	-----	-----	-----	-----	-----	-----	-----	-----	-----	-----	-----
GMW-O-2	01/28/03	Secor	<300	-----	<0.50	<0.50	<0.50	<0.50	**4.1**	<0.50	-----	-----	-----	-----
GMW-O-2	04/08/03	Secor	<50	-----	<0.50	<0.50	<0.50	<0.50	**1.0**	<0.50	-----	-----	-----	-----
GMW-O-2	07/30/03	Secor	<50	-----	<0.50	<0.50	<0.50	<0.50	<0.50	<0.50	-----	-----	-----	-----
GMW-O-2	10/08/03	Secor	<50	-----	<0.50	<0.50	<0.50	<0.50	<0.50	<0.50	-----	-----	-----	-----
GMW-O-2	01/29/04	Secor	<50	-----	<0.50	<0.50	<0.50	<0.50	<0.50	<0.50	-----	-----	-----	-----
GMW-O-2	04/20/04	Secor	<50	-----	<0.50	<0.50	<0.50	<0.50	<0.50	<0.50	-----	-----	-----	-----
GMW-O-2	07/20/04	Secor	<50	-----	<0.50	<0.50	<0.50	<0.50	<0.50	<0.50	-----	-----	-----	-----
GMW-O-2	11/04/04	Secor	<50	-----	<0.50	<0.50	<0.50	<0.50	<0.50	<0.50	-----	-----	-----	-----
GMW-O-2	02/03/05	Secor	<50	-----	<0.50	<0.50	<0.50	<0.50	<0.50	<0.50	-----	-----	-----	-----
GMW-O-2	05/04/05	Secor	<50	-----	<0.50	<0.50	<0.50	<0.50	**5.0**	<0.50	-----	-----	-----	-----
GMW-O-2	08/03/05	Secor	<50	-----	<0.50	<0.50	<0.50	<0.50	<0.50	<0.50	-----	-----	-----	-----

APPENDIX D

HISTORICAL ANALYTICAL RESULTS FOR TPH, BTEX COMPOUNDS, 1,2-DCA, AND FUEL OXYGENATES IN GROUNDWATER, NOVEMBER 1996 THROUGH NOVEMBER 2022

Defense Fuel Support Point Norwalk

15306 Norwalk Boulevard, Norwalk, California 90650

Well	Date	Sampled By	TPH-g (µg/L)	TPH-d (µg/L)	Benzene (µg/L)	Toluene (µg/L)	Ethyl-benzene (µg/L)	Xylenes (µg/L)	1,2-DCA (µg/L)	MTBE (µg/L)	TBA (µg/L)	DIPE (µg/L)	ETBE (µg/L)	TAME (µg/L)
GMW-O-2	11/01/05	Secor	<50	-----	<0.50	<0.50	<0.50	<0.50	<0.50	<0.50	-----	-----	-----	-----
GMW-O-2	02/28/06	Secor	<50	-----	<0.50	<0.50	<0.50	<0.50	<0.50	<0.50	-----	-----	-----	-----
GMW-O-2	05/05/06	Secor	<50	-----	<0.50	<0.50	<0.50	<0.50	<0.50	<0.50	-----	-----	-----	-----
GMW-O-2	09/20/06	Secor	<50	-----	<0.50	<0.50	<0.50	<0.50	<0.50	<0.50	-----	-----	-----	-----
GMW-O-2	12/08/06	Secor	<50	-----	<0.50	<0.50	<0.50	<0.50	<0.50	<0.50	-----	-----	-----	-----
GMW-O-2	03/12/07	Secor	<50	-----	<0.50	<0.50	<0.50	<0.50	<0.50	<0.50	-----	-----	-----	-----
GMW-O-2	05/03/07	Secor	<50	-----	<0.50	<0.50	<0.50	<0.50	<0.50	<0.50	-----	-----	-----	-----
GMW-O-2	08/28/07	Secor	<50	-----	<0.50	<0.50	<0.50	<0.50	<0.50	<0.50	-----	-----	-----	-----
GMW-O-2	11/14/07	Secor	<50	-----	<0.50	<0.50	<0.50	<0.50	<0.50	<0.50	-----	-----	-----	-----
GMW-O-2	02/20/08	Secor	<50	-----	<0.50	<0.50	<0.50	<0.50	<0.50	<0.50	-----	-----	-----	-----
GMW-O-2	04/18/08	Secor	<50	-----	<0.50	<0.50	<0.50	<0.50	<0.50	<0.50	-----	-----	-----	-----
GMW-O-2	08/13/08	Secor	<50	-----	<0.50	<0.50	<0.50	<0.50	<0.50	<0.50	-----	-----	-----	-----
GMW-O-2	10/16/08	Stantec	<50	-----	<0.50	<0.50	<0.50	<0.50	<0.50	<0.50	-----	-----	-----	-----
GMW-O-2	02/23/09	Blaine Tech	<50	-----	<0.50	<0.50	<0.50	<0.50	<0.50	<0.50	<10	-----	-----	-----
GMW-O-2	04/22/09	Blaine Tech for AMEC	<50	-----	<0.50	<0.50	<0.50	<0.50	<0.50	<0.50	<10	<1	<1	<1
GMW-O-2	07/21/09	Blaine Tech	<50	-----	<0.50	<0.50	<0.50	<0.50	<0.50	<0.50	<10	<1	<1	<1
GMW-O-2	10/20/09	Blaine Tech	<50	-----	<0.50	<0.50	<0.50	<0.50	<0.50	<0.50	<10	<1	<1	<1
GMW-O-2	03/16/10	Blaine Tech	<50	-----	<0.50	<0.50	<0.50	<0.50	<0.50	<0.50	<10	<1	<1	<1
GMW-O-2	05/25/10	Blaine Tech	<50	-----	<0.50	<0.50	<0.50	<0.50	<0.50	<0.50	<10	<1	<1	<1
GMW-O-2	07/13/10	Blaine Tech	<50	-----	<0.50	<0.50	<0.50	<0.50	<0.50	<0.50	<10	<1	<1	<1
GMW-O-2	10/05/10	Blaine Tech	<50	-----	<0.50	<0.50	<0.50	<0.50	<0.50	<0.50	<10	<1	<1	<1
GMW-O-2	01/11/11	Blaine Tech	<50	-----	<0.50	<0.50	<0.50	<0.50	<0.50	<0.50	<10	<1	<1	<1
GMW-O-2	04/12/11	Blaine Tech	<50	-----	<0.50	<0.50	<0.50	<0.50	<0.50	<0.50	<10	<1	<1	<1
GMW-O-2	07/12/11	CH2M Hill	<50	-----	<0.50	<0.50	<0.50	<0.50	<0.50	<0.50	<10	<1	<1	<1
GMW-O-2	10/10/11	CH2M Hill	<50	-----	<0.50	<0.50	<0.50	<0.50	<0.50	<0.50	<10	<1	<1	<1
GMW-O-2	01/09/12	CH2M Hill	<50	-----	<0.50	<0.50	<0.50	<0.50	<0.50	<0.50	<10	<1	<1	<1
GMW-O-2	04/17/12	CH2M Hill	<50	<50	<0.50	<0.50	<0.50	<0.50	<0.50	<0.50	<10	<1	<1	<1
GMW-O-2	07/10/12	CHHL	<50	<50	<0.50	<0.50	<0.50	<0.50	<0.50	<0.50	<10	<1	<1	<1
GMW-O-2	10/16/12	CHHL	<50	<50	<0.50	<0.50	<0.50	<0.50	<0.50	<0.50	<10	<1	<1	<1
GMW-O-2	01/14/13	CHHL	<50	<50	<0.50	<0.50	<0.50	<0.50	<0.50	<0.50	<10	<1	<1	<1
GMW-O-2	04/09/13	CHHL	<50	<50	<0.50	<0.50	<0.50	<0.50	<0.50	<0.50	<10	<1	<1	<1
GMW-O-2	10/09/13	CHHL	<50	<50	<0.50	<0.50	<0.50	<0.50	<0.50	<0.50	<10	<1	<1	<1
GMW-O-2	04/16/14	CHHL	<50	<50	<0.50	<0.50	<0.50	<0.50	<0.50	<0.50	<10	<1	<1	<1
GMW-O-2	10/29/14	BT for CH2MHill	<50	<50	<0.50	<0.50	<0.50	<0.50	<0.50	<0.50	<10	<1.0	<1.0	<1.0
GMW-O-2	04/21/15	BT for CH2MHill	<50	<50	<0.50	<0.50	<0.50	<0.50	<0.50	<0.50	<10	<1.0	<1.0	<1.0
GMW-O-2	10/21/15	BT for CH2MHill	<50	<50	<0.50	<0.50	<0.50	<0.50	<0.50	<0.50	<10	<1.0	<1.0	<1.0
GMW-O-2	04/12/16	BT for CH2MHill	<50	<50	<0.50	<0.50	<0.50	<0.50	<0.50	<0.50	<10	<1.0	<1.0	<1.0
GMW-O-2	10/04/16	BT for CH2MHill	<50	<50	<0.50	<0.50	<0.50	<0.50	<0.50	<0.50	<10	<1.0	<1.0	<1.0
GMW-O-2	04/20/17	BT for CH2MHill	<50	<50	<0.50	<0.50	<0.50	<0.50	<0.50	<0.50	<10	<1.0	<1.0	<1.0
GMW-O-2	10/04/17	BT for CH2MHill	<50	<50	<0.50	<0.50	<0.50	<0.50	<0.50	<0.50	<10	<1.0	<1.0	<1.0
GMW-O-2	04/18/18	BT for Jacobs	<50	<50	<0.50	<0.50	<0.50	<0.50	<0.50	<0.50	<10	<1	<1	<1
GMW-O-2	11/07/18	BT for Jacobs	<50	<50	<0.50	<0.50	<0.50	<0.50	<0.50	<0.50	<10	<1.0	<1.0	<1.0
GMW-O-2	04/17/19	BT for Jacobs	<50	<50	<0.50	<0.50	<0.50	<0.50	<0.50	<0.50	<10	<1	<1	<1
GMW-O-2	10/30/19	BT for Jacobs	<50	<50	<0.50	<0.50	<0.50	<0.50	<0.50	<0.50	<10	<1.0	<1.0	<1.0
GMW-O-2	05/06/20	BT for Jacobs	<50	<50	<0.50	<0.50	<0.50	<0.50	<0.50	<0.50	<10	<1.0	<1.0	<1.0
GMW-O-2	11/04/20	BT for Jacobs	<50	<50	<0.50	<0.50	<0.50	<0.50	<0.50	<0.50	<10	<1.0	<1.0	<1.0
GMW-O-2	05/05/21	BT for Jacobs	<50	<50	<0.50	<0.50	<0.50	<0.50	<0.50	<0.50	<10	<1.0	<1.0	<1.0
GMW-O-2	11/04/21	BT for Jacobs	<50	<50	<0.50	<0.50	<0.50	<0.50	<0.50	<0.50	<10	<1.0	<1.0	<1.0
GMW-O-2	05/10/22	BT for Jacobs	<50	<50	<0.50	<0.50	<0.50	<0.50	<0.50	<0.50	<10	<1.0	<1.0	<1.0
GMW-O-2	11/02/22	BT for Jacobs	<50	<50	<0.50	<0.50	<0.50	<0.50	**1.0**	<0.50	<10	<1.0	<1.0	<1.0
GMW-O-3	11/27/96	Terra Services	-----	-----	**2,900**	**1,000**	**1,200**	**1,950**	<10	**260**	-----	-----	-----	-----

APPENDIX D

HISTORICAL ANALYTICAL RESULTS FOR TPH, BTEX COMPOUNDS, 1,2-DCA, AND FUEL OXYGENATES IN GROUNDWATER, NOVEMBER 1996 THROUGH NOVEMBER 2022

Defense Fuel Support Point Norwalk

15306 Norwalk Boulevard, Norwalk, California 90650

Well	Date	Sampled By	TPH-g (µg/L)	TPH-d (µg/L)	Benzene (µg/L)	Toluene (µg/L)	Ethyl-benzene (µg/L)	Xylenes (µg/L)	1,2-DCA (µg/L)	MTBE (µg/L)	TBA (µg/L)	DIPE (µg/L)	ETBE (µg/L)	TAME (µg/L)
GMW-O-3	07/14/97	Terra Services	**14,000**	**1,300**	**1,500**	**410**	**700**	**1,200**	<10	<100	-----	-----	-----	-----
GMW-O-3	01/09/98	Terra Services	**3,200**	**720**	**930**	**55**	**390**	**599**	**38**	<50	-----	-----	-----	-----
GMW-O-3	05/26/98	Terra Services	**5,400**	-----	**850**	**20**	**170**	**140**	<5	<5	-----	-----	-----	-----
GMW-O-3	08/26/98	Geomatrix	**3,290**	-----	**329**	**31**	**140**	**300**	<2.5	<2.5	-----	-----	-----	-----
GMW-O-3	11/17/98	Alton Geoscience	**4,800**	-----	**1,500**	<100	**350**	**400**	<100	<100	-----	-----	-----	-----
GMW-O-3	02/03/99	Alton Geoscience	**3,800**	<500	**250**	<2.5	**34**	**17**	<5	<2.5	-----	-----	-----	-----
GMW-O-3	05/07/99	Alton Geoscience	**2,900**	<500	**170**	**1.2**	**3.4**	**5.3**	<1	<0.50	-----	-----	-----	-----
GMW-O-3	08/10/99	Alton Geoscience	<500	<1,000	**56**	**1.6**	**2.3**	<1	**1.2**	<1	-----	-----	-----	-----
GMW-O-3	11/17/99	Secor	**340**	-----	**15**	**0.50**	**1.9**	**1.9**	<0.50	<0.50	-----	-----	-----	-----
GMW-O-3	02/29/00	Secor	<300	-----	**12**	<0.50	**1.2**	**1.1**	<0.50	<0.50	-----	-----	-----	-----
GMW-O-3	05/17/00	Secor	**1,800**	-----	**290**	**32**	**33**	**180**	<0.50	<0.50	-----	-----	-----	-----
GMW-O-3	08/29/00	Secor	**580**	-----	**130**	**2.5**	**13**	**23**	<0.50	<0.50	-----	-----	-----	-----
GMW-O-3	11/28/00	Secor	**1,500**	-----	**350**	**13**	**43**	**93**	<0.50	<0.50	-----	-----	-----	-----
GMW-O-3	02/05/01	Secor	**1,800**	-----	**420**	**26**	**40**	**55**	<10	<10	-----	-----	-----	-----
GMW-O-3	05/10/01	Secor	**2,000**	-----	**380**	**4.5**	**32**	**42**	<2.5	<2.5	-----	-----	-----	-----
GMW-O-3	09/19/01	Secor	**840**	-----	**230**	<2.5	**17**	**11**	<2.5	<2.5	-----	-----	-----	-----
GMW-O-3	11/07/01	IT Corporation	**520**	-----	**120**	<2.5	**7.2**	**6.0**	<2.5	<2.5	-----	-----	-----	-----
GMW-O-3	01/30/02	Secor	<300	-----	<0.50	<0.50	<0.50	<0.50	<0.50	<0.50	-----	-----	-----	-----
GMW-O-3	04/09/02	Secor	**1,200**	-----	**260**	**2.6**	**13**	**9.8**	<0.50	<0.50	-----	-----	-----	-----
GMW-O-3	07/30/02	IT Corporation	**380**	-----	**150**	**1.6**	**5.1**	**4.6**	<0.50	<0.50	-----	-----	-----	-----
GMW-O-3	10/24/02	Secor	**310**	-----	**79**	**0.65**	**1.9**	**1.2**	<0.50	<0.50	-----	-----	-----	-----
GMW-O-3	01/15/03	Geomatrix	<300	-----	-----	-----	-----	-----	-----	-----	-----	-----	-----	-----
GMW-O-3	01/28/03	Secor	**550**	-----	**140**	**3.0**	**9.1**	**14**	<0.50	<0.50	-----	-----	-----	-----
GMW-O-3	04/08/03	Secor	**660**	-----	**170**	**1.6**	**9.2**	<1	<2	<1	-----	-----	-----	-----
GMW-O-3	07/30/03	Secor	**830**	-----	**200**	**2.0**	**18**	**8.2**	<3	<1.5	-----	-----	-----	-----
GMW-O-3	10/08/03	Secor	**660**	-----	**96**	**0.74**	**9.6**	**1.4**	<1	<0.50	-----	-----	-----	-----
GMW-O-3	01/29/04	Secor	**850**	-----	**120**	**0.63**	**3.0**	**0.72**	<1	<0.50	-----	-----	-----	-----
GMW-O-3	04/20/04	Secor	<50	-----	**65**	<0.50	<0.50	**0.56**	<0.50	<0.50	-----	-----	-----	-----
GMW-O-3	07/20/04	Secor	**370**	-----	**29**	<0.50	**1.4**	<0.50	<0.50	<0.50	-----	-----	-----	-----
GMW-O-3	11/04/04	Secor	**850**	-----	**71**	<0.50	**2.7**	<0.50	<1	<0.50	-----	-----	-----	-----
GMW-O-3	02/03/05	Secor	**210**	-----	**16**	<0.50	<0.50	<0.50	<0.50	<0.50	-----	-----	-----	-----
GMW-O-3	05/04/05	Secor	**380**	-----	**32**	**0.67**	**2.1**	**4.6**	<0.50	<0.50	-----	-----	-----	-----
GMW-O-3	08/03/05	Secor	**1,000**	-----	**4.4**	**1.1**	**110**	<1	<2	<1	-----	-----	-----	-----
GMW-O-3	11/01/05	Secor	**1,300**	-----	**35**	**2.3**	**67**	**50**	<1	<0.50	-----	-----	-----	-----
GMW-O-3	02/28/06	Secor	**640**	-----	**26**	<0.50	**7.1**	**6.0**	<0.50	<0.50	-----	-----	-----	-----
GMW-O-3	05/04/06	Secor	**400**	-----	**19**	<0.50	**0.71**	**1.2**	<0.50	<0.50	-----	-----	-----	-----
GMW-O-3	09/19/06	Secor	**110**	-----	**0.71**	<0.50	<0.50	<0.50	<0.50	<0.50	-----	-----	-----	-----
GMW-O-3	12/08/06	Secor	<50	-----	<0.50	<0.50	<0.50	<0.50	<0.50	<0.50	-----	-----	-----	-----
GMW-O-3	03/13/07	Secor	**51**	-----	<0.50	<0.50	**1.1**	<0.50	<0.50	<0.50	-----	-----	-----	-----
GMW-O-3	05/03/07	Secor	**72**	-----	<0.50	<0.50	**0.64**	<0.50	<0.50	<0.50	-----	-----	-----	-----
GMW-O-3	08/28/07	Secor	**65**	-----	<0.50	<0.50	<0.50	<0.50	<0.50	<0.50	-----	-----	-----	-----
GMW-O-3	11/14/07	Secor	**170**	-----	**3.1**	<0.50	**9.7**	<0.50	<0.50	<0.50	-----	-----	-----	-----
GMW-O-3	02/07/08	Secor	**96**	-----	<0.50	<0.50	<0.50	<0.50	<0.50	<0.50	-----	-----	-----	-----
GMW-O-3	04/15/08	Secor	<50	-----	<0.50	<0.50	<0.50	<0.50	<0.50	<0.50	-----	-----	-----	-----
GMW-O-3	08/14/08	Secor	<50	-----	<0.50	<0.50	<0.50	<0.50	<0.50	<0.50	-----	-----	-----	-----
GMW-O-3	10/16/08	Stantec	<50	-----	<0.50	<0.50	<0.50	<0.50	<0.50	<0.50	-----	-----	-----	**-----**
GMW-O-3	02/23/09	Blaine Tech	<50	-----	<0.50	<0.50	<0.50	<0.50	<0.50	<0.50	<10	-----	-----	**-----**
GMW-O-3	04/21/09	Blaine Tech for AMEC	<50	-----	<0.50	<0.50	<0.50	<0.50	<0.50	<0.50	<10	<1	<1	<1
GMW-O-3	07/21/09	Blaine Tech	<50	-----	<0.50	<0.50	<0.50	<0.50	<0.50	<0.50	<10	<1	<1	<1
GMW-O-3	10/20/09	Blaine Tech	<50	-----	<0.50	<0.50	<0.50	<0.50	<0.50	<0.50	<10	<1	<1	<1
GMW-O-3	03/15/10	Blaine Tech	<50	-----	<0.50	<0.50	<0.50	<0.50	<0.50	<0.50	<10	<1	<1	<1
GMW-O-3	05/25/10	Blaine Tech	<50	-----	<0.50	<0.50	<0.50	<0.50	<0.50	<0.50	<10	<1	<1	<1

APPENDIX D

HISTORICAL ANALYTICAL RESULTS FOR TPH, BTEX COMPOUNDS, 1,2-DCA, AND FUEL OXYGENATES IN GROUNDWATER, NOVEMBER 1996 THROUGH NOVEMBER 2022

Defense Fuel Support Point Norwalk

15306 Norwalk Boulevard, Norwalk, California 90650

Well	Date	Sampled By	TPH-g (µg/L)	TPH-d (µg/L)	Benzene (µg/L)	Toluene (µg/L)	Ethyl-benzene (µg/L)	Xylenes (µg/L)	1,2-DCA (µg/L)	MTBE (µg/L)	TBA (µg/L)	DIPE (µg/L)	ETBE (µg/L)	TAME (µg/L)
GMW-O-3	07/12/10	Blaine Tech	<50	-----	<0.50	<0.50	<0.50	<0.50	<0.50	<0.50	<10	<1	<1	<1
GMW-O-3	10/05/10	Blaine Tech	<50	-----	<0.50	<0.50	<0.50	<0.50	<0.50	<0.50	<10	<1	<1	<1
GMW-O-3	01/11/11	Blaine Tech	<50	-----	<0.50	<0.50	<0.50	<0.50	<0.50	<0.50	<10	<1	<1	<1
GMW-O-3	04/12/11	Blaine Tech	<50	-----	<0.50	<0.50	<0.50	<0.50	<0.50	<0.50	<10	<1	<1	<1
GMW-O-3	07/11/11	CH2M Hill	<50	-----	<0.50	<0.50	<0.50	<0.50	<0.50	<0.50	<10	<1	<1	<1
GMW-O-3	10/10/11	CH2M Hill	<50	-----	<0.50	<0.50	<0.50	<0.50	<0.50	<0.50	<10	<1	<1	<1
GMW-O-3	01/09/12	CH2M Hill	<50	-----	<0.50	<0.50	<0.50	<0.50	<0.50	<0.50	<10	<1	<1	<1
GMW-O-3	04/17/12	CH2M Hill	<50	<50	<0.50	<0.50	<0.50	<0.50	<0.50	<0.50	<10	<1	<1	<1
GMW-O-3	07/10/12	CHHL	<50	<50	<0.50	<0.50	<0.50	<0.50	<0.50	<0.50	<10	<1	<1	<1
GMW-O-3	10/16/12	CHHL	<50	<50	<0.50	<0.50	<0.50	<0.50	<0.50	<0.50	<10	<1	<1	<1
GMW-O-3	01/15/13	CHHL	<50	<50	<0.50	<0.50	<0.50	<0.50	<0.50	<0.50	<10	<1	<1	<1
GMW-O-3	04/09/13	CHHL	<50	<50	<0.50	<0.50	<0.50	<0.50	<0.50	<0.50	<10	<1	<1	<1
GMW-O-3	10/09/13	CHHL	<50	<50	<0.50	<0.50	<0.50	<0.50	<0.50	<0.50	<10	<1	<1	<1
GMW-O-3	04/16/14	CHHL	<50	<50	<0.50	<0.50	<0.50	<0.50	<0.50	<0.50	<10	<1	<1	<1
GMW-O-3	10/29/14	BT for CH2MHill	<50	<50	<0.50	<0.50	<0.50	<0.50	<0.50	<0.50	<10	<1.0	<1.0	<1.0
GMW-O-3	04/22/15	BT for CH2MHill	<50	<50	<0.50	<0.50	<0.50	<0.50	<0.50	<0.50	<10	<1.0	<1.0	<1.0
GMW-O-3	10/21/15	BT for CH2MHill	<50	<50	<0.50	<0.50	<0.50	<0.50	<0.50	<0.50	<10	<1.0	<1.0	<1.0
GMW-O-3	04/12/16	BT for CH2MHill	<50	<50	<0.50	<0.50	<0.50	<0.50	<0.50	<0.50	<10	<1.0	<1.0	<1.0
GMW-O-3	10/05/16	BT for CH2MHill	<50	<50	<0.50	<0.50	<0.50	<0.50	<0.50	<0.50	<10	<1.0	<1.0	<1.0
GMW-O-3	04/20/17	BT for CH2MHill	**260**	<50	**1.3**	<0.50	**1.9**	**2.6**	<0.50	<0.50	<10	<1.0	<1.0	<1.0
GMW-O-3	10/04/17	BT for CH2MHill	<50	<50	<0.50	<0.50	<0.50	<0.50	<0.50	<0.50	<10	<1.0	<1.0	<1.0
GMW-O-3	04/18/18	BT for Jacobs	**110**	**110**	<0.50	<0.50	**2.6**	**6.3**	<0.50	<0.50	<10	<1	<1	<1
GMW-O-3	11/07/18	BT for Jacobs	**450**	<50	**2.2**	**3.0**	**25**	**100**	<0.50	<0.50	<10	<1.0	<1.0	<1.0
GMW-O-3	04/17/19	BT for Jacobs	**140**	<50	<0.50	<0.50	**2.3**	**6.9**	<0.50	<0.50	<10	<1	<1	<1
GMW-O-3	10/30/19	BT for Jacobs	<50	<50	<0.50	<0.50	<0.50	<0.50	<0.50	<0.50	<10	<1.0	<1.0	<1.0
GMW-O-3	05/06/20	BT for Jacobs	**60**	<50	<0.50	<0.50	**3.0**	**3.7**	<0.50	<0.50	<10	<1.0	<1.0	<1.0
GMW-O-3	11/04/20	BT for Jacobs	**260**	<50	<0.50	<0.50	**7.1**	**18**	<0.50	<0.50	<10	<1.0	<1.0	<1.0
GMW-O-3	05/04/21	BT for Jacobs	**130**	<50	<0.50	<0.50	**1.0**	**4.5**	<0.50	<0.50	<10	<1.0	<1.0	<1.0
GMW-O-3	11/04/21	BT for Jacobs	<50	<50	<0.50	<0.50	<0.50	<0.50	<0.50	<0.50	<10	<1.0	<1.0	<1.0
GMW-O-3	05/10/22	BT for Jacobs	<50	<50	<0.50	<0.50	<0.50	<0.50	<0.50	<0.50	<10	<1.0	<1.0	<1.0
GMW-O-3	11/02/22	BT for Jacobs	<50	<50	<0.50	<0.50	<0.50	<0.50	**0.66**	<0.50	<10	<1.0	<1.0	<1.0
GMW-O-4	11/22/96	Terra Services	-----	-----	<0.50	<0.50	<0.50	<1.5	<0.50	<5	-----	-----	-----	-----
GMW-O-4	07/09/97	Terra Services	<100	<500	<0.50	**1.9**	<0.50	<1	<0.50	<5	-----	-----	-----	-----
GMW-O-4	01/02/98	Terra Services	<100	<500	<0.50	<0.50	<0.50	<1.5	<0.50	<5	-----	-----	-----	-----
GMW-O-4	05/21/98	Terra Services	-----	-----	<0.50	<0.50	<0.50	<1	<0.50	**0.70**	-----	-----	-----	-----
GMW-O-4	11/12/98	Alton Geoscience	<300	-----	<0.50	<0.50	<0.50	<0.50	<0.50	<0.50	-----	-----	-----	-----
GMW-O-4	05/06/99	Alton Geoscience	<500	<500	<0.50	<0.50	<0.50	<0.50	<1	<0.50	-----	-----	-----	-----
GMW-O-4	11/16/99	Secor	<300	-----	<0.50	<0.50	<0.50	<0.50	<0.50	<0.50	-----	-----	-----	-----
GMW-O-4	11/17/99	Secor	<300	-----	<0.50	<0.50	<0.50	<0.50	<0.50	<0.50	-----	-----	-----	-----
GMW-O-4	05/17/00	Secor	<300	-----	<0.50	<0.50	<0.50	<0.50	<0.50	<0.50	-----	-----	-----	-----
GMW-O-4	11/29/00	Secor	<300	-----	<0.50	<0.50	<0.50	<0.50	<0.50	<0.50	-----	-----	-----	-----
GMW-O-4	05/10/01	Secor	<300	-----	<0.50	<0.50	<0.50	<0.50	<0.50	<0.50	-----	-----	-----	-----
GMW-O-4	11/07/01	IT Corporation	<300	-----	<0.50	<0.50	<0.50	<0.50	<0.50	<0.50	-----	-----	-----	-----
GMW-O-4	04/09/02	Secor	<300	-----	<0.50	<0.50	<0.50	<0.50	<0.50	<0.50	-----	-----	-----	-----
GMW-O-4	10/24/02	Secor	<300	-----	<0.50	<0.50	<0.50	<0.50	<0.50	<0.50	-----	-----	-----	-----
GMW-O-4	04/09/03	Secor	<50	-----	<0.50	<0.50	<0.50	<0.50	<0.50	<0.50	-----	-----	-----	-----
GMW-O-4	10/08/03	Secor	<50	-----	<0.50	<0.50	<0.50	<0.50	<0.50	<0.50	-----	-----	-----	-----
GMW-O-4	04/20/04	Secor	<50	-----	<0.50	<0.50	<0.50	<0.50	<0.50	<0.50	-----	-----	-----	-----
GMW-O-4	11/04/04	Secor	<50	-----	<0.50	<0.50	<0.50	<0.50	<0.50	<0.50	-----	-----	-----	-----
GMW-O-4	05/04/05	Secor	<50	-----	<0.50	<0.50	<0.50	<0.50	<0.50	<0.50	-----	-----	-----	-----
GMW-O-4	11/01/05	Secor	<50	-----	<0.50	<0.50	<0.50	<0.50	<0.50	<0.50	-----	-----	-----	-----

APPENDIX D

HISTORICAL ANALYTICAL RESULTS FOR TPH, BTEX COMPOUNDS, 1,2-DCA, AND FUEL OXYGENATES IN GROUNDWATER, NOVEMBER 1996 THROUGH NOVEMBER 2022

Defense Fuel Support Point Norwalk

15306 Norwalk Boulevard, Norwalk, California 90650

Well	Date	Sampled By	TPH-g (µg/L)	TPH-d (µg/L)	Benzene (µg/L)	Toluene (µg/L)	Ethyl-benzene (µg/L)	Xylenes (µg/L)	1,2-DCA (µg/L)	MTBE (µg/L)	TBA (µg/L)	DIPE (µg/L)	ETBE (µg/L)	TAME (µg/L)
GMW-O-4	05/04/06	Secor	<50	-----	<0.50	<0.50	<0.50	<0.50	<0.50	<0.50	-----	-----	-----	-----
GMW-O-4	12/07/06	Secor	<50	-----	<0.50	<0.50	<0.50	<0.50	<0.50	<0.50	-----	-----	-----	-----
GMW-O-4	05/03/07	Secor	<50	-----	<0.50	<0.50	<0.50	<0.50	<0.50	<0.50	-----	-----	-----	-----
GMW-O-4	11/15/07	Secor	<50	-----	<0.50	<0.50	<0.50	<0.50	<0.50	<0.50	-----	-----	-----	-----
GMW-O-4	04/15/08	Secor	<50	-----	<0.50	<0.50	<0.50	<0.50	<0.50	<0.50	-----	-----	-----	-----
GMW-O-4	10/15/08	Stantec	<50	-----	<0.50	<0.50	<0.50	<0.50	<0.50	<0.50	-----	-----	-----	-----
GMW-O-4	04/21/09	Blaine Tech for AMEC	<50	-----	<0.50	<0.50	<0.50	<0.50	<0.50	<0.50	<10	<1	<1	<1
GMW-O-4	10/20/09	Blaine Tech	<50	-----	<0.50	<0.50	<0.50	<0.50	<0.50	<0.50	<10	<1	<1	<1
GMW-O-4	05/25/10	Blaine Tech	<50	-----	<0.50	<0.50	<0.50	<0.50	<0.50	<0.50	<10	<1	<1	<1
GMW-O-4	10/05/10	Blaine Tech	<50	-----	<0.50	<0.50	<0.50	<0.50	<0.50	<0.50	<10	<1	<1	<1
GMW-O-4	04/12/11	Blaine Tech	<50	-----	<0.50	<0.50	<0.50	<0.50	<0.50	<0.50	<10	<1	<1	<1
GMW-O-4	10/11/11	CH2M Hill	<50	-----	<0.50	<0.50	<0.50	<0.50	<0.50	<0.50	<10	<1	<1	<1
GMW-O-4	04/17/12	CH2M Hill	<50	<50	<0.50	<0.50	<0.50	<0.50	<0.50	<0.50	<10	<1	<1	<1
GMW-O-4	10/16/12	CHHL	<50	<50	<0.50	<0.50	<0.50	<0.50	<0.50	<0.50	<10	<1	<1	<1
GMW-O-4	04/09/13	CHHL	<50	<50	<0.50	<0.50	<0.50	<0.50	<0.50	<0.50	<10	<1	<1	<1
GMW-O-4	10/09/13	CHHL	<50	<50	<0.50	<0.50	<0.50	<0.50	<0.50	<0.50	<10	<1	<1	<1
GMW-O-4	04/16/14	CHHL	<50	<50	<0.50	<0.50	<0.50	<0.50	<0.50	<0.50	<10	<1	<1	<1
GMW-O-4	10/29/14	BT for CH2MHill	<50	<50	<0.50	<0.50	<0.50	<0.50	<0.50	<0.50	<10	<1.0	<1.0	<1.0
GMW-O-4	04/22/15	BT for CH2MHill	<50	<50	<0.50	<0.50	<0.50	<0.50	<0.50	<0.50	<10	<1.0	<1.0	<1.0
GMW-O-4	10/21/15	BT for CH2MHill	<50	<50	<0.50	<0.50	<0.50	<0.50	<0.50	<0.50	<10	<1.0	<1.0	<1.0
GMW-O-4	04/13/16	BT for CH2MHill	<50	<50	<0.50	<0.50	<0.50	<0.50	<0.50	<0.50	<10	<1.0	<1.0	<1.0
GMW-O-4	10/05/16	BT for CH2MHill	<50	<50	<0.50	<0.50	<0.50	<0.50	<0.50	<0.50	<10	<1.0	<1.0	<1.0
GMW-O-4	04/20/17	BT for CH2MHill	<50	<50	<0.50	<0.50	<0.50	<0.50	<0.50	<0.50	<10	<1.0	<1.0	<1.0
GMW-O-4	10/04/17	BT for CH2MHill	<50	<50	<0.50	<0.50	<0.50	<0.50	<0.50	<0.50	<10	<1.0	<1.0	<1.0
GMW-O-4	04/18/18	BT for Jacobs	<50	<50	<0.50	<0.50	<0.50	<0.50	<0.50	<0.50	<10	<1	<1	<1
GMW-O-4	11/07/18	BT for Jacobs	<50	<50	<0.50	<0.50	<0.50	<0.50	<0.50	<0.50	<10	<1.0	<1.0	<1.0
GMW-O-4	04/18/19	BT for Jacobs	<50	<50	<0.50	<0.50	<0.50	<0.50	<0.50	<0.50	<10	<1	<1	<1
GMW-O-4	10/30/19	BT for Jacobs	<50	<50	<0.50	<0.50	<0.50	<0.50	<0.50	<0.50	<10	<1.0	<1.0	<1.0
GMW-O-4	05/06/20	BT for Jacobs	<50	<50	<0.50	<0.50	<0.50	<0.50	<0.50	<0.50	<10	<1.0	<1.0	<1.0
GMW-O-4	11/04/20	BT for Jacobs	<50	<50	<0.50	<0.50	<0.50	<0.50	<0.50	<0.50	<10	<1.0	<1.0	<1.0
GMW-O-4	05/04/21	BT for Jacobs	<50	<50	<0.50	<0.50	<0.50	<0.50	<0.50	<0.50	<10	<1.0	<1.0	<1.0
GMW-O-4	11/04/21	BT for Jacobs	<50	<50	<0.50	<0.50	<0.50	<0.50	<0.50	<0.50	<10	<1.0	<1.0	<1.0
GMW-O-4	05/10/22	BT for Jacobs	<50	<50	<0.50	<0.50	<0.50	<0.50	<0.50	<0.50	<10	<1.0	<1.0	<1.0
GMW-O-4	11/02/22	BT for Jacobs	<50	<50	<0.50	<0.50	<0.50	<0.50	<0.50	<0.50	<10	<1.0	<1.0	<1.0
GMW-O-4 (MID)	11/22/96	Terra Services	-----	-----	<0.50	<0.50	<0.50	<1.5	<0.50	<5	-----	-----	-----	-----
GMW-O-4 (MID)	07/09/97	Terra Services	<100	<500	<0.50	**0.99**	<0.50	<0.10	<0.50	<5	-----	-----	-----	-----
GMW-O-4 (MID)	01/02/98	Terra Services	<100	<500	<0.50	<0.50	<0.50	<1.5	<0.50	<5	-----	-----	-----	-----
GMW-O-4 (MID)	05/21/98	Terra Services	<300	-----	-----	-----	-----	-----	-----	-----	-----	-----	-----	-----
GMW-O-4 (MID)	11/04/98	Alton Geoscience	<300	-----	<0.50	<0.50	<0.50	<0.50	<0.50	<0.50	-----	-----	-----	-----
GMW-O-4 (MID)	05/06/99	Alton Geoscience	-----	-----	-----	-----	-----	-----	-----	<0.50	-----	-----	-----	-----
GMW-O-4 (MID)	05/06/99	Alton Geoscience	<500	<500	-----	-----	-----	-----	<1	-----	-----	-----	-----	-----
GMW-O-4 (MID)	05/17/00	Secor	<300	-----	<0.50	<0.50	<0.50	<0.50	<0.50	<0.50	-----	-----	-----	-----
GMW-O-4 (MID)	11/28/00	Secor	<300	-----	<0.50	<0.50	<0.50	<0.50	<0.50	<0.50	-----	-----	-----	-----
GMW-O-4 (MID)	05/10/01	Secor	<300	-----	<0.50	<0.50	<0.50	<0.50	<0.50	<0.50	-----	-----	-----	-----
GMW-O-4 (MID)	11/07/01	IT Corporation	<300	-----	<0.50	<0.50	<0.50	<0.50	<0.50	<0.50	-----	-----	-----	-----
GMW-O-4 (MID)	04/09/02	Secor	<300	-----	<0.50	<0.50	<0.50	<0.50	<0.50	<0.50	-----	-----	-----	-----
GMW-O-4 (MID)	10/24/02	Secor	<300	-----	<0.50	<0.50	<0.50	<0.50	<0.50	<0.50	-----	-----	-----	-----
GMW-O-4 (MID)	04/09/03	Secor	<50	-----	<0.50	<0.50	<0.50	<0.50	<0.50	<0.50	-----	-----	-----	-----
GMW-O-4 (MID)	10/08/03	Secor	<50	-----	<0.50	<0.50	<0.50	<0.50	<0.50	<0.50	-----	-----	-----	-----
GMW-O-4 (MID)	04/20/04	Secor	<50	-----	<0.50	<0.50	<0.50	<0.50	<0.50	<0.50	-----	-----	-----	-----
GMW-O-4 (MID)	11/04/04	Secor	<50	-----	<0.50	<0.50	<0.50	<0.50	<0.50	<0.50	-----	-----	-----	-----

APPENDIX D

HISTORICAL ANALYTICAL RESULTS FOR TPH, BTEX COMPOUNDS, 1,2-DCA, AND FUEL OXYGENATES IN GROUNDWATER, NOVEMBER 1996 THROUGH NOVEMBER 2022

Defense Fuel Support Point Norwalk

15306 Norwalk Boulevard, Norwalk, California 90650

Well	Date	Sampled By	TPH-g (µg/L)	TPH-d (µg/L)	Benzene (µg/L)	Toluene (µg/L)	Ethyl-benzene (µg/L)	Xylenes (µg/L)	1,2-DCA (µg/L)	MTBE (µg/L)	TBA (µg/L)	DIPE (µg/L)	ETBE (µg/L)	TAME (µg/L)
GMW-O-4 (MID)	05/04/05	Secor	<50	-----	<0.50	<0.50	<0.50	<0.50	<0.50	<0.50	-----	-----	-----	-----
GMW-O-4 (MID)	11/01/05	Secor	<50	-----	<0.50	<0.50	<0.50	<0.50	<0.50	<0.50	-----	-----	-----	-----
GMW-O-4 (MID)	05/04/06	Secor	<50	-----	<0.50	<0.50	<0.50	<0.50	<0.50	<0.50	-----	-----	-----	-----
GMW-O-4 (MID)	12/07/06	Secor	<50	-----	<0.50	<0.50	<0.50	<0.50	<0.50	<0.50	-----	-----	-----	-----
GMW-O-4 (MID)	05/03/07	Secor	<50	-----	<0.50	<0.50	<0.50	<0.50	<0.50	<0.50	-----	-----	-----	-----
GMW-O-4 (MID)	11/15/07	Secor	<50	-----	<0.50	<0.50	<0.50	<0.50	<0.50	<0.50	-----	-----	-----	-----
GMW-O-4 (MID)	04/15/08	Secor	<50	-----	<0.50	<0.50	<0.50	<0.50	<0.50	<0.50	-----	-----	-----	-----
GMW-O-4 (MID)	10/15/08	Stantec	<50	-----	<0.50	<0.50	<0.50	<0.50	<0.50	<0.50	-----	-----	-----	-----
GMW-O-4 (MID)	04/21/09	Blaine Tech for AMEC	<50	-----	<0.50	<0.50	<0.50	<0.50	<0.50	<0.50	<10	<1	<1	<1
GMW-O-4 (MID)	10/20/09	Blaine Tech	<50	-----	<0.50	<0.50	<0.50	<0.50	<0.50	<0.50	<10	<1	<1	<1
GMW-O-4 (MID)	05/25/10	Blaine Tech	<50	-----	<0.50	<0.50	<0.50	<0.50	<0.50	<0.50	<10	<1	<1	<1
GMW-O-4 (MID)	10/05/10	Blaine Tech	<50	-----	<0.50	<0.50	<0.50	<0.50	<0.50	<0.50	<10	<1	<1	<1
GMW-O-4 (MID)	04/12/11	Blaine Tech	<50	-----	<0.50	<0.50	<0.50	<0.50	<0.50	<0.50	<10	<1	<1	<1
GMW-O-4 (MID)	10/11/11	CH2M Hill	<50	-----	<0.50	<0.50	<0.50	<0.50	<0.50	<0.50	<10	<1	<1	<1
GMW-O-4 (MID)	04/17/12	CH2M Hill	<50	<50	<0.50	<0.50	<0.50	<0.50	<0.50	<0.50	<10	<1	<1	<1
GMW-O-4 (MID)	10/16/12	CHHL	<50	<50	<0.50	<0.50	<0.50	<0.50	<0.50	<0.50	<10	<1	<1	<1
GMW-O-5	11/22/96	Terra Services	-----	-----	**11**	**5.7**	**9.2**	**32**	<0.50	<5	-----	-----	-----	-----
GMW-O-5	07/09/97	Terra Services	<100	<500	<0.50	**1.9**	<0.50	<1	<0.50	<5	-----	-----	-----	-----
GMW-O-5	01/07/98	Terra Services	<100	<500	<0.50	<0.50	<0.50	<1.5	<0.50	**15**	-----	-----	-----	-----
GMW-O-5	05/21/98	Terra Services	-----	-----	<0.50	<0.50	<0.50	<1	<0.50	<0.50	-----	-----	-----	-----
GMW-O-5	08/24/98	Geomatrix	<300	-----	<0.50	<0.50	<0.50	<0.50	<0.50	<0.50	-----	-----	-----	-----
GMW-O-5	11/04/98	Alton Geoscience	-----	-----	-----	-----	-----	-----	-----	-----	-----	-----	-----	-----
GMW-O-5	11/04/98	Alton Geoscience	<300	-----	<0.50	<0.50	<0.50	<0.50	<0.50	<0.50	-----	-----	-----	-----
GMW-O-5	02/03/99	Alton Geoscience	<500	<500	<0.50	<0.50	<0.50	<1	<1	<0.50	-----	-----	-----	-----
GMW-O-5	05/05/99	Alton Geoscience	<500	<500	<0.50	<0.50	<0.50	<0.50	<1	<0.50	-----	-----	-----	-----
GMW-O-5	08/10/99	Alton Geoscience	<500	<1,000	**2.3**	**4.4**	<1	**2.9**	<0.50	<1	-----	-----	-----	-----
GMW-O-5	11/16/99	Secor	<300	-----	<0.50	<0.50	<0.50	<0.50	<0.50	<0.50	-----	-----	-----	-----
GMW-O-5	02/29/00	Secor	<300	-----	<0.50	<0.50	<0.50	<0.50	<0.50	<0.50	-----	-----	-----	-----
GMW-O-5	05/17/00	Secor	<300	-----	<0.50	<0.50	<0.50	<0.50	<0.50	<0.50	-----	-----	-----	-----
GMW-O-5	08/29/00	Secor	<300	-----	<0.50	<0.50	<0.50	<0.50	<0.50	<0.50	-----	-----	-----	-----
GMW-O-5	11/28/00	Secor	<300	-----	<0.50	<0.50	<0.50	<0.50	<0.50	<0.50	-----	-----	-----	-----
GMW-O-5	02/05/01	Secor	<300	-----	<0.50	<0.50	<0.50	<0.50	<0.50	<0.50	-----	-----	-----	-----
GMW-O-5	05/10/01	Secor	<300	-----	<0.50	<0.50	<0.50	<0.50	<0.50	<0.50	-----	-----	-----	-----
GMW-O-5	09/19/01	Secor	<300	-----	<0.50	<0.50	<0.50	<0.50	<0.50	<0.50	-----	-----	-----	-----
GMW-O-5	11/07/01	IT Corporation	<300	-----	<0.50	<0.50	<0.50	<0.50	<0.50	<0.50	-----	-----	-----	-----
GMW-O-5	01/30/02	Secor	<300	-----	<0.50	<0.50	<0.50	<0.50	<0.50	<0.50	-----	-----	-----	-----
GMW-O-5	04/09/02	Secor	<300	-----	<0.50	<0.50	<0.50	<0.50	<0.50	<0.50	-----	-----	-----	-----
GMW-O-5	10/24/02	Secor	<300	-----	<0.50	<0.50	<0.50	<0.50	<0.50	<0.50	-----	-----	-----	-----
GMW-O-5	01/15/03	Geomatrix	<300	-----	-----	-----	-----	-----	-----	-----	-----	-----	-----	-----
GMW-O-5	04/09/03	Secor	<50	-----	<0.50	<0.50	<0.50	<0.50	<0.50	<0.50	-----	-----	-----	-----
GMW-O-5	10/09/03	Secor	<50	-----	<0.50	<0.50	<0.50	<0.50	<0.50	<0.50	-----	-----	-----	-----
GMW-O-5	04/21/04	Secor	<50	-----	<0.50	<0.50	<0.50	<0.50	<0.50	<0.50	-----	-----	-----	-----
GMW-O-5	11/04/04	Secor	<50	-----	<0.50	<0.50	<0.50	<0.50	<0.50	<0.50	-----	-----	-----	-----
GMW-O-5	05/04/05	Secor	<50	-----	<0.50	<0.50	<0.50	<0.50	<0.50	<0.50	-----	-----	-----	-----
GMW-O-5	11/01/05	Secor	<50	-----	<0.50	<0.50	<0.50	<0.50	<0.50	<0.50	-----	-----	-----	-----
GMW-O-5	05/05/06	Secor	<50	-----	<0.50	<0.50	<0.50	<0.50	<0.50	<0.50	-----	-----	-----	-----
GMW-O-5	12/07/06	Secor	<50	-----	<0.50	<0.50	<0.50	<0.50	<0.50	<0.50	-----	-----	-----	-----
GMW-O-5	05/03/07	Secor	<50	-----	<0.50	<0.50	<0.50	<0.50	<0.50	<0.50	-----	-----	-----	-----
GMW-O-5	11/15/07	Secor	<50	-----	<0.50	<0.50	<0.50	<0.50	<0.50	<0.50	-----	-----	-----	-----
GMW-O-5	04/18/08	Secor	<50	-----	<0.50	<0.50	<0.50	<0.50	<0.50	<0.50	-----	-----	-----	-----
GMW-O-5	10/15/08	Stantec	<50	-----	<0.50	<0.50	<0.50	<0.50	<0.50	<0.50	-----	-----	-----	-----

APPENDIX D

HISTORICAL ANALYTICAL RESULTS FOR TPH, BTEX COMPOUNDS, 1,2-DCA, AND FUEL OXYGENATES IN GROUNDWATER, NOVEMBER 1996 THROUGH NOVEMBER 2022

Defense Fuel Support Point Norwalk

15306 Norwalk Boulevard, Norwalk, California 90650

Well	Date	Sampled By	TPH-g (µg/L)	TPH-d (µg/L)	Benzene (µg/L)	Toluene (µg/L)	Ethyl-benzene (µg/L)	Xylenes (µg/L)	1,2-DCA (µg/L)	MTBE (µg/L)	TBA (µg/L)	DIPE (µg/L)	ETBE (µg/L)	TAME (µg/L)
GMW-O-5	04/21/09	Blaine Tech for AMEC	<50	-----	<0.50	<0.50	<0.50	<0.50	<0.50	<0.50	<10	<1	<1	<1
GMW-O-5	10/20/09	Blaine Tech	<50	-----	<0.50	<0.50	<0.50	<0.50	<0.50	<0.50	<10	<1	<1	<1
GMW-O-5	05/25/10	Blaine Tech	<50	-----	<0.50	<0.50	<0.50	<0.50	<0.50	<0.50	<10	<1	<1	<1
GMW-O-5	10/04/10	Blaine Tech	<50	-----	<0.50	<0.50	<0.50	<0.50	<0.50	<0.50	<10	<1	<1	<1
GMW-O-5	04/12/11	Blaine Tech	<50	-----	<0.50	<0.50	<0.50	<0.50	<0.50	<0.50	<10	<1	<1	<1
GMW-O-5	10/11/11	CH2M Hill	<50	-----	<0.50	<0.50	<0.50	<0.50	<0.50	<0.50	<10	<1	<1	<1
GMW-O-5	04/18/12	CH2M Hill	<50	<50	<0.50	<0.50	<0.50	<0.50	<0.50	<0.50	<10	<1	<1	<1
GMW-O-5	10/16/12	CHHL	<50	<50	<0.50	<0.50	<0.50	<0.50	<0.50	<0.50	<10	<1	<1	<1
GMW-O-5	04/09/13	CHHL	<50	<50	<0.50	<0.50	<0.50	<0.50	<0.50	<0.50	<10	<1	<1	<1
GMW-O-5	10/09/13	CHHL	<50	<50	<0.50	<0.50	<0.50	<0.50	<0.50	<0.50	<10	<1	<1	<1
GMW-O-5	04/16/14	CHHL	<50	<50	<0.50	<0.50	<0.50	<0.50	<0.50	<0.50	<10	<1	<1	<1
GMW-O-5	10/29/14	BT for CH2MHill	<50	<50	<0.50	<0.50	<0.50	<0.50	<0.50	<0.50	<10	<1.0	<1.0	<1.0
GMW-O-5	04/22/15	BT for CH2MHill	<50	<50	<0.50	<0.50	<0.50	<0.50	<0.50	<0.50	<10	<1.0	<1.0	<1.0
GMW-O-5	10/21/15	BT for CH2MHill	<50	<50	<0.50	<0.50	<0.50	<0.50	<0.50	<0.50	<10	<1.0	<1.0	<1.0
GMW-O-5	04/13/16	BT for CH2MHill	<50	<50	<0.50	<0.50	<0.50	<0.50	<0.50	<0.50	<10	<1.0	<1.0	<1.0
GMW-O-5	10/04/16	BT for CH2MHill	<50	<50	<0.50	<0.50	<0.50	<0.50	<0.50	<0.50	<10	<1.0	<1.0	<1.0
GMW-O-5	04/20/17	BT for CH2MHill	<50	<50	<0.50	<0.50	<0.50	<0.50	<0.50	<0.50	<10	<1.0	<1.0	<1.0
GMW-O-5	10/04/17	BT for CH2MHill	<50	<50	<0.50	<0.50	<0.50	<0.50	<0.50	<0.50	<10	<1.0	<1.0	<1.0
GMW-O-5	04/18/18	BT for Jacobs	<50	<50	<0.50	<0.50	<0.50	<0.50	<0.50	<0.50	<10	<1	<1	<1
GMW-O-5	11/07/18	BT for Jacobs	<50	<50	<0.50	<0.50	<0.50	<0.50	<0.50	<0.50	<10	<1.0	<1.0	<1.0
GMW-O-5	04/17/19	BT for Jacobs	<50	<50	<0.50	<0.50	<0.50	<0.50	<0.50	<0.50	<10	<1	<1	<1
GMW-O-5	10/30/19	BT for Jacobs	<50	<50	<0.50	<0.50	<0.50	<0.50	<0.50	<0.50	<10	<1.0	<1.0	<1.0
GMW-O-5	05/06/20	BT for Jacobs	<50	<50	<0.50	<0.50	<0.50	<0.50	<0.50	<0.50	<10	<1.0	<1.0	<1.0
GMW-O-5	11/04/20	BT for Jacobs	<50	<50	<0.50	<0.50	<0.50	<0.50	<0.50	<0.50	<10	<1.0	<1.0	<1.0
GMW-O-5	05/04/21	BT for Jacobs	<50	<50	<0.50	<0.50	<0.50	<0.50	<0.50	<0.50	<10	<1.0	<1.0	<1.0
GMW-O-5	11/04/21	BT for Jacobs	<50	<50	<0.50	<0.50	<0.50	<0.50	<0.50	<0.50	<10	<1.0	<1.0	<1.0
GMW-O-5	05/11/22	BT for Jacobs	<50	<50	<0.50	<0.50	<0.50	<0.50	<0.50	<0.50	<10	<1.0	<1.0	<1.0
GMW-O-5	11/02/22	BT for Jacobs	<50	<50	<0.50	<0.50	<0.50	<0.50	<0.50	<0.50	<10	<1.0	<1.0	<1.0
GMW-O-6	11/22/96	Terra Services	-----	-----	<0.50	<0.50	<0.50	<1.5	<0.50	<5	-----	-----	-----	-----
GMW-O-6	07/09/97	Terra Services	<100	<500	<0.50	**0.90**	<0.50	<1	<0.50	<5	-----	-----	-----	-----
GMW-O-6	01/02/98	Terra Services	<100	<500	<0.50	<0.50	<0.50	<1	<0.50	<5	-----	-----	-----	-----
GMW-O-6	05/21/98	Terra Services	-----	-----	<0.50	<0.50	<0.50	<1	<0.50	<0.50	-----	-----	-----	-----
GMW-O-6	11/04/98	Alton Geoscience	<300	-----	<0.50	<0.50	<0.50	<0.50	<0.50	<0.50	-----	-----	-----	-----
GMW-O-6	05/05/99	Alton Geoscience	<500	<500	<0.50	<0.50	<0.50	<0.50	<1	<0.50	-----	-----	-----	-----
GMW-O-6	11/17/99	Secor	<300	-----	<0.50	<0.50	<0.50	<0.50	<0.50	<0.50	-----	-----	-----	-----
GMW-O-6	05/17/00	Secor	<300	-----	<0.50	<0.50	<0.50	<0.50	<0.50	<0.50	-----	-----	-----	-----
GMW-O-6	11/28/00	Secor	<300	-----	<0.50	<0.50	<0.50	<0.50	<0.50	**1.9**	-----	-----	-----	-----
GMW-O-6	05/10/01	Secor	<300	-----	<0.50	<0.50	<0.50	<0.50	<0.50	<0.50	-----	-----	-----	-----
GMW-O-6	11/07/01	IT Corporation	<300	-----	<0.50	<0.50	<0.50	<0.50	<0.50	<0.50	-----	-----	-----	-----
GMW-O-6	04/09/02	Secor	<300	-----	<0.50	<0.50	<0.50	<0.50	<0.50	<0.50	-----	-----	-----	-----
GMW-O-6	10/24/02	Secor	<300	-----	<0.50	<0.50	<0.50	<0.50	<0.50	<0.50	-----	-----	-----	-----
GMW-O-6	10/09/03	Secor	<50	-----	<0.50	<0.50	<0.50	<0.50	<0.50	<0.50	-----	-----	-----	-----
GMW-O-6	05/04/05	Secor	<50	-----	<0.50	<0.50	<0.50	<0.50	<0.50	<0.50	-----	-----	-----	-----
GMW-O-6	05/05/06	Secor	<50	-----	<0.50	<0.50	<0.50	<0.50	<0.50	<0.50	-----	-----	-----	-----
GMW-O-6	05/04/07	Secor	<50	-----	<0.50	<0.50	<0.50	<0.50	<0.50	<0.50	-----	-----	-----	-----
GMW-O-6	04/18/08	Secor	<50	-----	<0.50	<0.50	<0.50	<0.50	<0.50	<0.50	-----	-----	-----	-----
GMW-O-6	04/21/09	Blaine Tech for AMEC	<50	-----	<0.50	<0.50	<0.50	<0.50	<0.50	<0.50	<10	<1	<1	<1
GMW-O-6	05/26/10	Blaine Tech	<50	-----	<0.50	<0.50	<0.50	<0.50	<0.50	<0.50	<10	<1	<1	<1
GMW-O-6	04/12/11	Blaine Tech	<50	-----	<0.50	<0.50	<0.50	<0.50	<0.50	<0.50	<10	<1	<1	<1
GMW-O-6	04/17/12	CH2M Hill	<50	<50	<0.50	<0.50	<0.50	<0.50	<0.50	<0.50	<10	<1	<1	<1

APPENDIX D

HISTORICAL ANALYTICAL RESULTS FOR TPH, BTEX COMPOUNDS, 1,2-DCA, AND FUEL OXYGENATES IN GROUNDWATER, NOVEMBER 1996 THROUGH NOVEMBER 2022

Defense Fuel Support Point Norwalk

15306 Norwalk Boulevard, Norwalk, California 90650

Well	Date	Sampled By	TPH-g (µg/L)	TPH-d (µg/L)	Benzene (µg/L)	Toluene (µg/L)	Ethyl-benzene (µg/L)	Xylenes (µg/L)	1,2-DCA (µg/L)	MTBE (µg/L)	TBA (µg/L)	DIPE (µg/L)	ETBE (µg/L)	TAME (µg/L)
GMW-O-7	05/07/99	Alton Geoscience	<500	<500	<0.50	<0.50	<0.50	<0.50	<1	<0.50	-----	-----	-----	-----
GMW-O-8	10/24/02	Secor	<300	-----	<0.50	<0.50	<0.50	<0.50	**1.5**	**2.4**	-----	-----	-----	-----
GMW-O-8	01/16/03	Geomatrix	-----	-----	<0.50	<0.50	<0.50	<0.50	<0.50	<0.50	-----	-----	-----	-----
GMW-O-8	04/08/03	Secor	<50	-----	<0.50	<0.50	<0.50	<0.50	<0.50	<0.50	-----	-----	-----	-----
GMW-O-8	10/08/03	Secor	<50	-----	<0.50	<0.50	<0.50	<0.50	<0.50	<0.50	-----	-----	-----	-----
GMW-O-8	04/20/04	Secor	<50	-----	<0.50	<0.50	<0.50	<0.50	<0.50	<0.50	-----	-----	-----	-----
GMW-O-8	11/04/04	Secor	<50	-----	<0.50	<0.50	<0.50	<0.50	<0.50	<0.50	-----	-----	-----	-----
GMW-O-8	05/04/05	Secor	<50	-----	<0.50	<0.50	<0.50	<0.50	<0.50	<0.50	-----	-----	-----	-----
GMW-O-8	11/01/05	Secor	<50	-----	<0.50	<0.50	<0.50	<0.50	<0.50	<0.50	-----	-----	-----	-----
GMW-O-8	05/04/06	Secor	<50	-----	<0.50	<0.50	<0.50	<0.50	<0.50	<0.50	-----	-----	-----	-----
GMW-O-8	12/08/06	Secor	<50	-----	<0.50	<0.50	<0.50	<0.50	<0.50	<0.50	-----	-----	-----	-----
GMW-O-8	05/04/07	Secor	<50	-----	<0.50	<0.50	<0.50	<0.50	<0.50	<0.50	-----	-----	-----	-----
GMW-O-8	11/14/07	Secor	<50	-----	<0.50	<0.50	<0.50	<0.50	<0.50	<0.50	-----	-----	-----	-----
GMW-O-8	04/18/08	Secor	<50	-----	<0.50	<0.50	<0.50	<0.50	<0.50	<0.50	-----	-----	-----	**-----**
GMW-O-8	10/16/08	Stantec	<50	-----	<0.50	<0.50	<0.50	<0.50	<0.50	<0.50	-----	-----	-----	**-----**
GMW-O-8	04/22/09	Blaine Tech for AMEC	<50	-----	<0.50	<0.50	<0.50	<0.50	<0.50	<0.50	<10	<1	<1	<1
GMW-O-8	10/21/09	Blaine Tech	<50	-----	<0.50	<0.50	<0.50	<0.50	<0.50	<0.50	<10	<1	<1	<1
GMW-O-8	05/25/10	Blaine Tech	<50	-----	<0.50	<0.50	<0.50	<0.50	<0.50	<0.50	<10	<1	<1	<1
GMW-O-8	10/05/10	Blaine Tech	<50	-----	<0.50	<0.50	<0.50	<0.50	<0.50	<0.50	<10	<1	<1	<1
GMW-O-8	04/12/11	Blaine Tech	<50	-----	<0.50	<0.50	<0.50	<0.50	<0.50	<0.50	<10	<1	<1	<1
GMW-O-8	10/11/11	CH2M Hill	<50	-----	<0.50	<0.50	<0.50	<0.50	<0.50	<0.50	<10	<1	<1	<1
GMW-O-8	04/18/12	CH2M Hill	<50	<50	<0.50	<0.50	<0.50	<0.50	<0.50	<0.50	<10	<1	<1	<1
GMW-O-8	10/16/12	CHHL	<50	<50	<0.50	<0.50	<0.50	<0.50	<0.50	<0.50	<10	<1	<1	<1
GMW-O-9	11/22/96	Terra Services	-----	-----	<0.50	<0.50	<0.50	<1.5	**46**	<5	-----	-----	-----	-----
GMW-O-9	07/10/97	Terra Services	<100	<500	<0.50	**3.6**	<0.50	<1	<0.50	<5	-----	-----	-----	-----
GMW-O-9	01/07/98	Terra Services	<100	<500	<0.50	<0.50	<0.50	<1.5	<0.50	<5	-----	-----	-----	-----
GMW-O-9	05/21/98	Terra Services	-----	-----	<0.50	<0.50	<0.50	<0.60	**12**	<0.50	-----	-----	-----	-----
GMW-O-9	11/16/98	Alton Geoscience	<300	-----	**3.0**	**7.0**	**1.0**	**6.0**	**5.8**	<0.50	-----	-----	-----	-----
GMW-O-9	05/05/99	Alton Geoscience	<500	<500	<0.50	<0.50	<0.50	<0.50	<1	<0.50	-----	-----	-----	-----
GMW-O-9	11/17/99	Secor	<300	-----	<0.50	<0.50	<0.50	<0.50	**17**	<0.50	-----	-----	-----	-----
GMW-O-9	05/17/00	Secor	<300	-----	<0.50	<0.50	<0.50	<0.50	**72**	<0.50	-----	-----	-----	-----
GMW-O-9	11/29/00	Secor	<300	-----	<0.50	<0.50	<0.50	<0.50	**53**	<0.50	-----	-----	-----	-----
GMW-O-9	05/10/01	Secor	<300	-----	<0.50	<0.50	<0.50	<0.50	**87**	<0.50	-----	-----	-----	-----
GMW-O-9	11/07/01	IT Corporation	<300	-----	<0.50	<0.50	<0.50	<0.50	**53**	<0.50	-----	-----	-----	-----
GMW-O-9	04/09/02	Secor	<300	-----	<0.50	<0.50	<0.50	<0.50	<0.50	<0.50	-----	-----	-----	-----
GMW-O-9	10/24/02	Secor	<300	-----	<0.50	<0.50	<0.50	<0.50	**35**	<0.50	-----	-----	-----	-----
GMW-O-9	04/09/03	Secor	<50	-----	<0.50	<0.50	<0.50	<0.50	**50**	<0.50	-----	-----	-----	-----
GMW-O-9	10/09/03	Secor	<50	-----	<0.50	<0.50	<0.50	<0.50	**35**	<0.50	-----	-----	-----	-----
GMW-O-9	04/20/04	Secor	<50	-----	<0.50	<0.50	<0.50	<0.50	**15**	<0.50	-----	-----	-----	-----
GMW-O-9	11/04/04	Secor	<50	-----	<0.50	<0.50	<0.50	<0.50	**9.9**	<0.50	-----	-----	-----	-----
GMW-O-9	05/06/05	Secor	<50	-----	<0.50	<0.50	<0.50	<0.50	**61**	<0.50	-----	-----	-----	-----
GMW-O-9	11/02/05	Secor	<50	-----	<0.50	<0.50	<0.50	<0.50	<0.50	<0.50	-----	-----	-----	-----
GMW-O-9	05/05/06	Secor	<50	-----	<0.50	<0.50	<0.50	<0.50	**1.8**	<0.50	-----	-----	-----	-----
GMW-O-9	12/07/06	Secor	<50	-----	<0.50	<0.50	<0.50	<0.50	**2.5**	<0.50	-----	-----	-----	-----
GMW-O-9	05/04/07	Secor	<50	-----	<0.50	<0.50	<0.50	<0.50	<0.50	<0.50	-----	-----	-----	-----
GMW-O-9	11/14/07	Secor	<50	-----	<0.50	<0.50	<0.50	<0.50	**5.9**	<0.50	-----	-----	-----	-----
GMW-O-9	04/18/08	Secor	<50	-----	<0.50	<0.50	<0.50	<0.50	<0.50	<0.50	-----	-----	-----	**-----**
GMW-O-9	10/17/08	Stantec	<50	-----	<0.50	<0.50	<0.50	<0.50	<0.50	<0.50	-----	-----	-----	**-----**
GMW-O-9	04/22/09	Blaine Tech for AMEC	<50	-----	<0.50	<0.50	<0.50	<0.50	<0.50	<0.50	<10	<1	<1	<1
GMW-O-9	10/20/09	Blaine Tech	<50	-----	<0.50	<0.50	<0.50	<0.50	<0.50	<0.50	<10	<1	<1	<1

APPENDIX D

HISTORICAL ANALYTICAL RESULTS FOR TPH, BTEX COMPOUNDS, 1,2-DCA, AND FUEL OXYGENATES IN GROUNDWATER, NOVEMBER 1996 THROUGH NOVEMBER 2022

Defense Fuel Support Point Norwalk

15306 Norwalk Boulevard, Norwalk, California 90650

Well	Date	Sampled By	TPH-g (µg/L)	TPH-d (µg/L)	Benzene (µg/L)	Toluene (µg/L)	Ethyl-benzene (µg/L)	Xylenes (µg/L)	1,2-DCA (µg/L)	MTBE (µg/L)	TBA (µg/L)	DIPE (µg/L)	ETBE (µg/L)	TAME (µg/L)
GMW-O-9	05/26/10	Blaine Tech	<50	-----	<0.50	<0.50	<0.50	<0.50	<0.50	<0.50	<10	<1	<1	<1
GMW-O-9	10/05/10	Blaine Tech	<50	-----	<0.50	<0.50	<0.50	<0.50	<0.50	<0.50	<10	<1	<1	<1
GMW-O-9	04/12/11	Blaine Tech	<50	-----	<0.50	<0.50	<0.50	<0.50	<0.50	<0.50	<10	<1	<1	<1
GMW-O-9	10/11/11	CH2M Hill	<50	-----	<0.50	<0.50	<0.50	<0.50	<0.50	<0.50	<10	<1	<1	<1
GMW-O-9	04/17/12	CH2M Hill	<50	<50	<0.50	<0.50	<0.50	<0.50	<0.50	<0.50	<10	<1	<1	<1
GMW-O-9	10/16/12	CHHL	<50	<50	<0.50	<0.50	<0.50	<0.50	<0.50	<0.50	<10	<1	<1	<1
GMW-O-9	04/09/13	CHHL	<50	<50	<0.50	<0.50	<0.50	<0.50	<0.50	<0.50	<10	<1	<1	<1
GMW-O-9	10/10/13	CHHL	<50	<50	<0.50	<0.50	<0.50	<0.50	<0.50	<0.50	<10	<1	<1	<1
GMW-O-9	04/16/14	CHHL	<50	<50	**1.2**	<0.50	<0.50	<0.50	<0.50	<0.50	<10	<1	<1	<1
GMW-O-9	10/29/14	BT for CH2MHill	<50	<50	<0.50	<0.50	<0.50	<0.50	<0.50	<0.50	<10	<1.0	<1.0	<1.0
GMW-O-9	04/22/15	BT for CH2MHill	<50	<50	<0.50	<0.50	<0.50	<0.50	<0.50	<0.50	<10	<1.0	<1.0	<1.0
GMW-O-9	10/22/15	BT for CH2MHill	<50	<50	<0.50	<0.50	<0.50	<0.50	<0.50	<0.50	<10	<1.0	<1.0	<1.0
GMW-O-9	04/13/16	BT for CH2MHill	<50	**59**	<0.50	<0.50	<0.50	<0.50	<0.50	<0.50	<10	<1.0	<1.0	<1.0
GMW-O-9	10/05/16	BT for CH2MHill	<50	<50	<0.50	<0.50	<0.50	<0.50	<0.50	<0.50	<10	<1.0	<1.0	<1.0
GMW-O-9	04/20/17	BT for CH2MHill	<50	<50	<0.50	<0.50	<0.50	<0.50	<0.50	<0.50	<10	<1.0	<1.0	<1.0
GMW-O-9	10/04/17	BT for CH2MHill	<50	<50	<0.50	<0.50	<0.50	**3.3**	<0.50	<0.50	<10	<1.0	<1.0	<1.0
GMW-O-9	04/18/18	BT for Jacobs	<50	<50	<0.50	<0.50	<0.50	<0.50	<0.50	<0.50	<10	<1	<1	<1
GMW-O-9	11/07/18	BT for Jacobs	<50	<50	<0.50	<0.50	<0.50	<0.50	<0.50	<0.50	<10	<1.0	<1.0	<1.0
GMW-O-9	04/18/19	BT for Jacobs	<50	<50	<0.50	<0.50	<0.50	<0.50	<0.50	<0.50	<10	<1	<1	<1
GMW-O-9	11/01/19	BT for Jacobs	<50	<50	<0.50	<0.50	<0.50	<0.50	<0.50	<0.50	<10	<1.0	<1.0	<1.0
GMW-O-9	05/06/20	BT for Jacobs	<50	<50	<0.50	<0.50	<0.50	<0.50	<0.50	<0.50	<10	<1.0	<1.0	<1.0
GMW-O-9	11/04/20	BT for Jacobs	<50	<50	<0.50	<0.50	<0.50	<0.50	<0.50	<0.50	<10	<1.0	<1.0	<1.0
GMW-O-9	05/05/21	BT for Jacobs	<50	<50	<0.50	<0.50	<0.50	<0.50	<0.50	<0.50	<10	<1.0	<1.0	<1.0
GMW-O-9	11/04/21	BT for Jacobs	<50	<50	<0.50	<0.50	<0.50	<0.50	**4.4**	<0.50	<10	<1.0	<1.0	<1.0
GMW-O-9	05/11/22	BT for Jacobs	<50	<50	<0.50	<0.50	<0.50	<0.50	**7.1**	<0.50	<10	<1.0	<1.0	<1.0
GMW-O-9	11/02/22	BT for Jacobs	<50	<50	<0.50	<0.50	<0.50	<0.50	**0.67**	<0.50	<10	<1.0	<1.0	<1.0
GMW-O-10	11/26/96	Terra Services	-----	-----	**450**	**18**	**37**	**22**	**81**	**1,300**	-----	-----	-----	-----
GMW-O-10	07/14/97	Terra Services	**17,000**	**900**	**4,200**	**2,800**	**650**	**1,600**	<30	**890**	-----	-----	-----	-----
GMW-O-10	01/09/98	Terra Services	**25,000**	**12,000**	**3,900**	**2,800**	**510**	**1,470**	<10	**1,200**	-----	-----	-----	-----
GMW-O-10	05/27/98	Terra Services	<300	-----	**1.0**	<0.50	<0.50	**0.80**	<0.50	**1.0**	-----	-----	-----	-----
GMW-O-10	11/16/98	Alton Geoscience	**6,840**	-----	**2,900**	**540**	**320**	**310**	<13	**2,000**	-----	-----	-----	-----
GMW-O-10	05/07/99	Alton Geoscience	<500	<500	**6.2**	<0.50	**0.61**	<0.50	<1	**0.64**	-----	-----	-----	-----
GMW-O-10	11/16/99	Secor	**32,000**	-----	**8,300**	**5,700**	**860**	**2,640**	<25	**2,600**	-----	-----	-----	-----
GMW-O-10	05/17/00	Secor	**18,000**	-----	**4,500**	**3,300**	**450**	**1,420**	<25	**1,300**	-----	-----	-----	-----
GMW-O-10	11/29/00	Secor	**18,000**	-----	**4,200**	**2,900**	**430**	**1,260**	<25	**1,400**	-----	-----	-----	-----
GMW-O-10	05/10/01	Secor	**7,900**	-----	**2,400**	**810**	**150**	**280**	<10	**950**	-----	-----	-----	-----
GMW-O-10	11/07/01	IT Corporation	**8,100**	-----	**1,200**	**120**	<10	**540**	<10	**1,100**	-----	-----	-----	-----
GMW-O-10	04/11/02	Secor	**960**	-----	**190**	**18**	**5.1**	**157**	**10**	**610**	-----	-----	-----	-----
GMW-O-10	10/24/02	Secor	**2,000**	-----	**270**	**27**	<5	**60**	<5	**290**	-----	-----	-----	-----
GMW-O-10	04/10/03	Secor	**13,000**	-----	**3,600**	**370**	**460**	**780**	<50	**520**	-----	-----	-----	-----
GMW-O-10	08/01/03	Secor	**5,800**	-----	**2,600**	**220**	**320**	**460**	**20**	**580**	-----	-----	-----	-----
GMW-O-10	10/08/03	Secor	**4,900**	-----	**1,500**	**240**	**160**	**275**	**24**	**460**	-----	-----	-----	-----
GMW-O-10	04/21/04	Secor	<50	-----	<0.50	<0.50	<0.50	<0.50	<0.50	<0.50	-----	-----	-----	-----
GMW-O-10	11/04/04	Secor	**8,900**	-----	**3,900**	**85**	**400**	**409**	<30	**590**	-----	-----	-----	-----
GMW-O-10	05/06/05	Secor	<50	-----	<0.50	<0.50	<0.50	<0.50	<0.50	<0.50	-----	-----	-----	-----
GMW-O-10	11/02/05	Secor	**52**	-----	**19**	**0.50**	<0.50	<0.50	**1.0**	**10**	-----	-----	-----	-----
GMW-O-10	05/05/06	Secor	**12,000**	-----	**4,100**	**1,800**	**380**	**640**	<50	**160**	-----	-----	-----	-----
GMW-O-10	12/07/06	Secor	**8,900**	-----	**4,000**	**470**	**320**	**310**	<50	**190**	-----	-----	-----	-----
GMW-O-10	05/04/07	Secor	**3,800**	-----	**1,600**	**10**	<10	**120**	<20	**160**	-----	-----	-----	-----
GMW-O-10	11/14/07	Secor	**12,000**	-----	**5,100**	**54**	**340**	**325**	<50	**190**	-----	-----	-----	-----
GMW-O-10	04/18/08	Secor	**1,300**	-----	**680**	<5	**14**	**11**	<10	**23**	-----	-----	-----	-----

APPENDIX D

HISTORICAL ANALYTICAL RESULTS FOR TPH, BTEX COMPOUNDS, 1,2-DCA, AND FUEL OXYGENATES IN GROUNDWATER, NOVEMBER 1996 THROUGH NOVEMBER 2022

Defense Fuel Support Point Norwalk

15306 Norwalk Boulevard, Norwalk, California 90650

Well	Date	Sampled By	TPH-g (µg/L)	TPH-d (µg/L)	Benzene (µg/L)	Toluene (µg/L)	Ethyl-benzene (µg/L)	Xylenes (µg/L)	1,2-DCA (µg/L)	MTBE (µg/L)	TBA (µg/L)	DIPE (µg/L)	ETBE (µg/L)	TAME (µg/L)
GMW-O-10	08/14/08	Secor	**1,600**	-----	**820**	**5.3**	**31**	**42**	<10	<5	-----	-----	-----	**-----**
GMW-O-10	10/21/08	Stantec	<50	-----	<0.50	<0.50	<0.50	<0.50	<0.50	**0.58**	-----	-----	-----	**-----**
GMW-O-10	04/22/09	Blaine Tech for AMEC	**180**	-----	**37**	<0.50	<0.50	<0.50	<0.50	**1.2**	<10	<1	<1	<1
GMW-O-10	10/22/09	Blaine Tech	**99**	-----	**6.9**	<0.50	<0.50	<0.50	<0.50	**0.77**	<10	<1	<1	<1
GMW-O-10	05/27/10	Blaine Tech	**370**	-----	**77**	**1.2**	<0.50	<0.50	<1	**0.87**	<10	<1	<1	<1
GMW-O-10	10/07/10	Blaine Tech	**380**	-----	**42**	**1.2**	**0.51**	<0.50	<0.50	**0.79**	<10	<1	<1	<1
GMW-O-10	04/13/11	Blaine Tech	**270**	-----	**39**	**1.0**	<0.50	<0.50	<0.50	**0.77**	<10	<1	<1	<1
GMW-O-10	10/13/11	CH2M Hill	<50	-----	<0.50	<0.50	<0.50	<0.50	<0.50	<0.50	<10	<1	<1	<1
GMW-O-10	04/19/12	CH2M Hill	<50	<50	<0.50	<0.50	<0.50	<0.50	<0.50	<0.50	<10	<1	<1	<1
GMW-O-10	10/19/12	CHHL	<50	<50	<0.50	<0.50	<0.50	<0.50	<0.50	<0.50	<10	<1	<1	<1
GMW-O-10	04/11/13	CHHL	**110**	<50	**0.54**	<0.50	<0.50	<0.50	<0.50	<0.50	<10	<1	<1	<1
GMW-O-10	10/11/13	CHHL	**75**	**64**	<0.50	<0.50	<0.50	<0.50	<0.50	<0.50	<10	<1	<1	<1
GMW-O-10	04/17/14	CHHL	**140**	<50	<0.50	<0.50	<0.50	<0.50	<0.50	<0.50	<10	<1	<1	<1
GMW-O-10	10/30/14	BT for CH2MHill	**110**	**51**	<0.50	<0.50	<0.50	<0.50	<0.50	<0.50	<10	<1.0	<1.0	<1.0
GMW-O-10	10/30/14	BT for CH2MHill	<100	<50	<0.50	<0.50	<0.50	<0.50	<0.50	<0.50	<10	<1.0	<1.0	<1.0
GMW-O-10	04/23/15	BT for CH2MHill	**160**	**150**	<0.50	<0.50	<0.50	<0.50	<0.50	<0.50	<10	<1.0	<1.0	<1.0
GMW-O-10	04/23/15	BT for CH2MHill	**110**	**160**	<0.50	<0.50	<0.50	<0.50	<0.50	<0.50	<10	<1.0	<1.0	<1.0
GMW-O-10	10/26/15	BT for CH2MHill	**160**	**180 HD**	<0.50	<0.50	<0.50	<0.50	<0.50	<0.50	<10	<1.0	<1.0	<1.0
GMW-O-10	10/26/15	BT for CH2MHill	**170**	**110 HD**	<0.50	<0.50	<0.50	<0.50	<0.50	<0.50	<10	<1.0	<1.0	<1.0
GMW-O-10	04/14/16	BT for CH2MHill	**910**	**89**	**430**	**12**	**16**	<2.5	<5	<2.5	<50	<5	<5	<5
DUP-5 (GMW O 10)	04/14/16	BT for CH2MHill	**890**	**78**	**420**	**12**	**16**	<2.5	<5	<2.5	<50	<5	<5	<5
GMW-O-10	10/04/16	BT for CH2MHill	<50	<50	<0.50	<0.50	<0.50	<0.50	<0.50	<0.50	<10	<1.0	<1.0	<1.0
DUP-2 (GMW-O-10)	10/04/16	BT for CH2MHill	<50	<50	<0.50	<0.50	<0.50	<0.50	<0.50	<0.50	<10	<1.0	<1.0	<1.0
GMW-O-10	04/21/17	BT for CH2MHill	<50	**52**	<0.50	<0.50	<0.50	<0.50	<0.50	<0.50	<10	<1.0	<1.0	<1.0
GMW-O-10	10/04/17	BT for CH2MHill	**73**	<50	**28**	<0.50	<0.50	<0.50	**6.3**	<0.50	<10	<1.0	<1.0	<1.0
GMW-O-10	04/18/18	BT for Jacobs	<50	<50	<0.50	<0.50	<0.50	<0.50	**8.8**	<0.50	<10	<1	<1	<1
GMW-O-10	11/07/18	BT for Jacobs	<50	<50	<0.50	<0.50	<0.50	<0.50	**1.0**	<0.50	<10	<1.0	<1.0	<1.0
GMW-O-10	04/19/19	BT for Jacobs	<50	<50	<0.50	<0.50	<0.50	<0.50	**7.0**	<0.50	<10	<1	<1	<1
GMW-O-10	11/01/19	BT for Jacobs	<50	<50	<0.50	<0.50	<0.50	<0.50	**11**	<0.50	<10	**1.2**	<1.0	<1.0
GMW-O-10	05/06/20	BT for Jacobs	<50	<50	<0.50	<0.50	<0.50	<0.50	**1.4**	<0.50	<10	<1.0	<1.0	<1.0
GMW-O-10	11/04/20	BT for Jacobs	<50	<50	<0.50	<0.50	<0.50	<0.50	<0.50	<0.50	<10	<1.0	<1.0	<1.0
GMW-O-10	05/05/21	BT for Jacobs	<50	<50	<0.50	<0.50	<0.50	<0.50	<0.50	<0.50	<10	<1.0	<1.0	<1.0
GMW-O-10	11/05/21	BT for Jacobs	<50	<50	<0.50	<0.50	<0.50	<0.50	<0.50	<0.50	<10	<1.0	<1.0	<1.0
GMW-O-10	05/11/22	BT for Jacobs	<50	<50	<0.50	<0.50	<0.50	<0.50	<0.50	<0.50	<10	<1.0	<1.0	<1.0
GMW-O-10	11/02/22	BT for Jacobs	<50	<50	<0.50	<0.50	<0.50	<0.50	**1.0**	<0.50	<10	<1.0	<1.0	<1.0
GMW-O-11	10/04/10	Blaine Tech	**10,000**	-----	**4,200**	**220**	**89**	**170**	<30	**160**	**560**	**32**	<30	<30
GMW-O-11	05/04/21	BT for Jacobs	<100	**1,300**	<0.50	<0.50	<0.50	<0.50	<1.0	**1.9**	**170**	**6.5**	<1.0	<1.0
GMW-O-11	11/05/21	BT for Jacobs	**95**	**1,100**	**2.4**	**0.65**	<0.50	<0.50	<0.50	<0.50	<10	<1.0	<1.0	<1.0
GMW-O-11	05/12/22	BT for Jacobs	**290**	**1,700**	**1.7**	<0.50	<0.50	<0.50	<0.50	**1.2**	**20**	**1.5**	<1.0	<1.0
GMW-O-12	10/05/10	Blaine Tech	**23,000**	-----	**12,000**	<50	<50	<50	<100	**71**	<1,000	<100	<100	<100
GMW-O-12	04/14/11	Blaine Tech	**16,000**	-----	**7,300**	<25	<25	<25	<50	**25**	<500	<50	<50	<50
GMW-O-12	10/13/11	CH2M Hill	**20,000**	-----	**11,000**	<100	<100	<100	<200	<100	<2,000	<200	<200	<200
GMW-O-12	04/20/12	CH2M Hill	**29,000**	**260,000**	**12,000**	<50	<50	<50	<100	<50	<1,000	<100	<100	<100
GMW-O-12	10/19/12	CHHL	**12,000**	**120,000**	**4,700**	<25	<25	<25	<50	<25	<500	<50	<50	<50
GMW-O-12	04/12/13	CHHL	**34,000**	**160,000**	**13,000**	<100	<100	<100	<200	<100	<2,000	<200	<200	<200
GMW-O-12	10/11/13	CHHL	**30,000**	**73,000**	**13,000**	<63	<63	<63	<130	<63	<1,300	<130	<130	<130
GMW-O-14	11/27/96	Terra Services	**88,000**	**74,000**	**4,500**	**3,200**	**520**	**2,600**	**440**	<300	-----	-----	-----	-----
GMW-O-14	07/17/97	Terra Services	**160,000**	**610,000**	**7,600**	**4,900**	**2,200**	**43,000**	<500	<5,000	-----	-----	-----	-----
GMW-O-14	01/09/98	Terra Services	**33,000**	**780,000**	**7,200**	**4,500**	**510**	**2,300**	<30	<300	-----	-----	-----	-----

APPENDIX D

HISTORICAL ANALYTICAL RESULTS FOR TPH, BTEX COMPOUNDS, 1,2-DCA, AND FUEL OXYGENATES IN GROUNDWATER, NOVEMBER 1996 THROUGH NOVEMBER 2022

Defense Fuel Support Point Norwalk

15306 Norwalk Boulevard, Norwalk, California 90650

Well	Date	Sampled By	TPH-g (µg/L)	TPH-d (µg/L)	Benzene (µg/L)	Toluene (µg/L)	Ethyl-benzene (µg/L)	Xylenes (µg/L)	1,2-DCA (µg/L)	MTBE (µg/L)	TBA (µg/L)	DIPE (µg/L)	ETBE (µg/L)	TAME (µg/L)
GMW-O-14	05/27/98	Terra Services	**3,500**	-----	**330**	<2.5	**80**	**88**	<2.5	<0.50	-----	-----	-----	-----
GMW-O-14	11/17/98	Alton Geoscience	**3,850**	-----	**5,000**	**3,840**	**1,040**	**4,510**	<100	<100	-----	-----	-----	-----
GMW-O-14	11/17/98	Alton Geoscience	-----	-----	-----	-----	-----	-----	-----	-----	-----	-----	-----	-----
GMW-O-14	05/07/99	Alton Geoscience	**23,000**	**54,000**	**5,100**	**3,400**	**650**	**2,800**	<50	<20	-----	-----	-----	-----
GMW-O-14	11/18/99	Secor	**26,000**	-----	**5,900**	**4,100**	**780**	**2,500**	<50	<50	-----	-----	-----	-----
GMW-O-14	05/17/00	Secor	**10,000**	-----	**2,300**	**630**	**370**	**820**	<50	<100	-----	-----	-----	-----
GMW-O-14	11/29/00	Secor	**42,000**	-----	**8,800**	**5,000**	**1,200**	**4,400**	<50	<50	-----	-----	-----	-----
GMW-O-14	05/10/01	Secor	**5,200**	-----	**100**	**34**	**96**	**237**	<1	<1	-----	-----	-----	-----
GMW-O-14	11/07/01	IT Corporation	**15,000**	-----	**3,900**	**890**	**640**	**1,280**	<1	<2	-----	-----	-----	-----
GMW-O-14	04/09/02	Secor	**38,000**	-----	**7,400**	**2,700**	**990**	**3,200**	<13	**24**	-----	-----	-----	-----
GMW-O-14	07/30/02	IT Corporation	**11,000**	-----	**4,900**	**2,300**	**550**	**1,890**	<13	**14**	-----	-----	-----	-----
GMW-O-14	10/24/02	Secor	**26,000**	-----	**7,100**	**3,500**	**970**	**3,500**	<25	<25	-----	-----	-----	-----
GMW-O-14	01/28/03	Secor	**39,000**	-----	**12,000**	**8,400**	**1,500**	**5,600**	<25	**38**	-----	-----	-----	-----
GMW-O-14	03/12/03	Geomatrix	**1,500**	-----	**760**	**72**	**66**	**115**	<2.5	**14**	-----	-----	-----	-----
GMW-O-14	04/09/03	Secor	**33,000**	-----	**5,100**	**2,900**	**990**	**3,300**	<40	<20	-----	-----	-----	-----
GMW-O-14	07/30/03	Secor	**20,000**	-----	**3,100**	**1,900**	**790**	**3,200**	**74**	<15	-----	-----	-----	-----
GMW-O-14	10/09/03	Secor	**43,000**	-----	**8,700**	**4,200**	**1,300**	**5,300**	**180**	<50	-----	-----	-----	-----
GMW-O-14	01/29/04	Secor	**55,000**	-----	**13,000**	**6,900**	**1,400**	**5,600**	**240**	<50	-----	-----	-----	-----
GMW-O-14	04/20/04	Secor	**54,000**	-----	**11,000**	**5,700**	**1,500**	**6,100**	**170**	<50	-----	-----	-----	-----
GMW-O-14	07/20/04	Secor	**72,000**	-----	**13,000**	**8,200**	**1,700**	**7,400**	**200**	<50	-----	-----	-----	-----
GMW-O-14	11/04/04	Secor	**41,000**	-----	**9,000**	**7,000**	**1,300**	**5,500**	<200	<100	-----	-----	-----	-----
GMW-O-14	02/03/05	Secor	**34,000**	-----	**8,600**	**2,300**	**950**	**3,100**	**69**	**34**	-----	-----	-----	-----
GMW-O-14	05/04/05	Secor	**420**	-----	**11**	**1.6**	**18**	**19**	**6.5**	<0.50	-----	-----	-----	-----
GMW-O-14	08/03/05	Secor	**15,000**	-----	**160**	**600**	**290**	**1,840**	<10	<5	-----	-----	-----	-----
GMW-O-14	11/02/05	Secor	**14,000**	-----	**320**	**350**	**160**	**2,690**	<40	<20	-----	-----	-----	-----
GMW-O-14	02/28/06	Secor	**8,200**	-----	**860**	**87**	**18**	**1,020**	**15**	<5	-----	-----	-----	-----
GMW-O-14	05/05/06	Secor	**6,700**	-----	**1,500**	**77**	<10	**450**	**35**	<10	-----	-----	-----	-----
GMW-O-14	09/20/06	Secor	**6,900**	-----	**1,400**	**250**	**39**	**640**	**30**	<10	-----	-----	-----	-----
GMW-O-14	12/07/06	Secor	**9,000**	-----	**1,400**	**150**	**27**	**501**	**36**	<10	-----	-----	-----	-----
GMW-O-14	03/12/07	Secor	**4,700**	-----	**1,000**	**180**	**26**	**400**	**23**	<5	-----	-----	-----	-----
GMW-O-14	05/04/07	Secor	**8,200**	-----	**1,700**	**330**	**48**	**570**	**44**	<10	-----	-----	-----	-----
GMW-O-14	08/28/07	Secor	**12,000**	-----	**75**	**110**	**200**	**1,000**	<5	<2.5	-----	-----	-----	-----
GMW-O-14	11/15/07	Secor	**16,000**	-----	**320**	**300**	**520**	**2,470**	<20	<10	-----	-----	-----	-----
GMW-O-14	02/20/08	Secor	**35,000**	-----	**7,900**	**1,900**	**1,200**	**3,400**	<100	<50	-----	-----	-----	-----
GMW-O-14	04/15/08	Secor	**26,000**	-----	**4,900**	**1,800**	**840**	**2,800**	**59**	<25	-----	-----	-----	-----
GMW-O-14	08/14/08	Secor	**25,000**	-----	**4,300**	**1,100**	**730**	**2,800**	**70**	<25	-----	-----	-----	-----
GMW-O-14	10/16/08	Stantec	**21,000**	-----	**3,200**	**940**	**500**	**3,000**	<30	<15	-----	-----	-----	**-----**
GMW-O-14	02/23/09	Blaine Tech	**30,000**	-----	**6,100**	**3,500**	**1,200**	**3,900**	**77**	<25	<500	-----	-----	**-----**
GMW-O-14	04/22/09	Blaine Tech for AMEC	**36,000**	-----	**9,300**	**2,300**	**1,300**	**3,500**	**120**	<50	<1,000	**170**	<100	<100
GMW-O-14	07/22/09	Blaine Tech	**32,000**	-----	**7,800**	**1,900**	**1,500**	**4,100**	**86**	<25	<500	**130**	<50	<50
GMW-O-14	10/23/09	Blaine Tech	**40,000**	-----	**14,000**	**1,900**	**1,500**	**3,500**	<200	<100	<2,000	<200	<200	<200
GMW-O-14	03/16/10	Blaine Tech	**57,000**	-----	**14,000**	**6,200**	**1,700**	**4,700**	<200	<100	<2,000	**310**	<200	<200
GMW-O-14	05/28/10	Blaine Tech	**26,000**	-----	**7,900**	**1,500**	**370**	**2,180**	**110**	<25	<500	**180**	<50	<50
GMW-O-14	07/14/10	Blaine Tech	**22,000**	-----	**7,900**	**420**	**77**	**1,500**	**100**	<50	<1,000	**130**	<100	<100
GMW-O-14	10/07/10	Blaine Tech	**16,000**	-----	**5,900**	**200**	**220**	**680**	<100	<50	<1,000	<100	<100	<100
GMW-O-14	01/11/11	Blaine Tech	**49,000**	-----	**12,000**	**5,500**	**1,400**	**2,700**	**120**	<50	<1,000	**190**	<100	<100
GMW-O-14	04/13/11	Blaine Tech	**26,000**	-----	**8,200**	**470**	**680**	**2,300**	<100	<50	<1,000	**160**	<100	<100
GMW-O-14	07/12/11	CH2M Hill	**12,000**	-----	**3,800**	**50**	<25	**1,800**	<50	<25	<500	<50	<50	<50
GMW-O-14	10/12/11	CH2M Hill	**16,000**	-----	**4,000**	**55**	<25	**2,500**	<50	<25	<500	<50	<50	<50
GMW-O-14	01/09/12	CH2M Hill	**38,000**	-----	**9,000**	**2,200**	**1,200**	**4,300**	<200	<100	<2,000	<200	<200	<200
GMW-O-14	04/20/12	CH2M Hill	**47,000**	**2,500**	**11,000**	**1,100**	**1,500**	**5,000**	<100	<50	<1,000	**170**	<100	<100
GMW-O-14	07/10/12	CHHL	**48,000**	**390**	**12,000**	**3,500**	**1,200**	**3,700**	<100	<50	<1,000	**270**	<100	<100

APPENDIX D

HISTORICAL ANALYTICAL RESULTS FOR TPH, BTEX COMPOUNDS, 1,2-DCA, AND FUEL OXYGENATES IN GROUNDWATER, NOVEMBER 1996 THROUGH NOVEMBER 2022

Defense Fuel Support Point Norwalk

15306 Norwalk Boulevard, Norwalk, California 90650

Well	Date	Sampled By	TPH-g (µg/L)	TPH-d (µg/L)	Benzene (µg/L)	Toluene (µg/L)	Ethyl-benzene (µg/L)	Xylenes (µg/L)	1,2-DCA (µg/L)	MTBE (µg/L)	TBA (µg/L)	DIPE (µg/L)	ETBE (µg/L)	TAME (µg/L)
GMW-O-14	10/18/12	CHHL	**15,000**	**2,700**	**2,600**	**1,100**	**520**	**1,800**	<50	<25	<500	**70**	<50	<50
GMW-O-14	01/15/13	CHHL	**7,700**	**8,300**	**1,200**	**72**	**420**	**1,300**	<20	<10	<200	**25**	<20	<20
GMW-O-14	04/11/13	CHHL	**27,000**	**3,700**	**6,900**	**200**	**1,800**	**2,300**	**61**	<25	<500	**180**	<50	<50
GMW-O-14	10/11/13	CHHL	**54,000**	**3,000**	**14,000**	**760**	**2,200**	**3,000**	<130	**64**	<1,300	**260**	<130	<130
GMW-O-14	04/16/14	CHHL	**32,000**	**1,900**	**9,700**	**130**	**1,500**	**1,500**	<200	<100	<2,000	<200	<200	<200
GMW-O-14	10/31/14	BT for CH2MHill	**19,000**	**1,300**	**6,600**	**50**	**730**	**350**	<50	<25	<500	**200**	<50	<50
GMW-O-14	10/31/14	BT for CH2MHill	**25,000**	**1,600**	**6,200**	**110**	**710**	**710**	<50	<25	<500	**200**	<50	<50
GMW-O-14	04/23/15	BT for CH2MHill	**15,000**	**1,100**	**6,900**	**59**	**530**	**92**	<50	**26**	**2,000**	**220**	<50	<50
GMW-O-14	04/23/15	BT for CH2MHill	**12,000**	**870**	**5,500**	**47**	**420**	**71**	<50	<25	<500	**180**	<50	<50
GMW-O-14	10/26/15	BT for CH2MHill	**24,000**	**890 HD**	**12,000**	<100	**570**	<100	<200	<100	<2,000	**220**	<200	<200
GMW-O-14	10/26/15	BT for CH2MHill	**25,000**	**820 HD**	**12,000**	<100	**560**	<100	<200	<100	<2,000	**220**	<200	<200
GMW-O-14	04/15/16	BT for CH2MHill	**3,200**	**930**	**1,300**	<10	<10	<10	<20	**13**	<200	**100**	<20	<20
DUP-6 (GMW O 14)	04/15/16	BT for CH2MHill	**3,400**	**720**	**1,400**	<10	<10	<10	<20	**13**	<200	**110**	<20	<20
GMW-O-14	10/07/16	BT for CH2MHill	**30,000**	**640**	**12,000**	**72**	**390**	**290**	<100	<50	<1,000	**220**	<100	<100
DUP-7 (GMW-O-14)	10/07/16	BT for CH2MHill	**32,000**	**530**	**12,000**	**85**	**470**	**330**	<100	<50	<1,000	**230**	<100	<100
GMW-O-14	04/21/17	BT for CH2MHill	**250**	**620**	**0.59**	<0.50	**0.82**	**2.4**	**3.7**	**3.5**	**15**	**30**	<1.0	<1.0
DUP-7 (GMW-O-14)	04/21/17	BT for CH2MHill	**330**	**680**	**1.2**	<0.50	**1.0**	**2.9**	**4.5**	**4.6**	**19**	**40**	<1.0	**1.9**
GMW-O-14	10/06/17	BT for CH2MHill	**13,000**	**2,300**	**5,700**	**140**	**190**	**150**	<50	<25	<500	**190**	<50	<50
DUP-7 (GMW-O-14)	10/06/17	BT for CH2MHill	**13,000**	**2,400**	**5,700**	**150**	**190**	**150**	<50	<25	<500	**190**	<50	<50
GMW-O-14	04/20/18	BT for Jacobs	**1,400**	**1,900**	**640**	<4	<4	**4.1**	<8	**11**	<80	**130**	<8	<8
DUP (GMW-O-14)	04/20/18	BT for Jacobs	**1,500**	**1,700**	**650**	<4	<4	<4	<8	**11**	<80	**140**	<8	<8
GMW-O-14	11/09/18	BT for Jacobs	**8,600**	**620**	**5,100**	<40	<40	<40	<80	<40	<800	**150**	<80	<80
DUP-7 (GMW-O-14)	11/09/18	BT for Jacobs	<8,000	**680**	**4,200**	<40	<40	<40	<80	<40	<800	**140**	<80	<80
GMW-O-14	04/18/19	BT for Jacobs	**1,000 J**	**290**	**310 J**	<1	**2.1 J**	<1	**3 J**	**6.1**	**46**	**73**	<2	<2
DUPE (GMW-O-14)	04/18/19	BT for Jacobs	**620 J**	**310**	**210 J**	<1	**1 J**	<1	**2.2 J**	**5.8**	**49**	**64**	<2	<2
GMW-O-14	11/01/19	BT for Jacobs	**28,000**	**1,300**	**13,000**	**88**	**520**	**500**	<100	<50	<1,000	**190**	<100	<100
DUP-7 (GMW-O-14)	11/01/19	BT for Jacobs	**28,000**	**1,200**	**13,000**	**97**	**560**	**500**	<100	<50	<1,000	**190**	<100	<100
GMW-O-14	05/06/20	BT for Jacobs	**1,300**	**940**	**320**	**2.5**	<2.0	**6.6**	<4.0	**3.4**	**44**	**69**	<4.0	<4.0
DUP (GMW-O-14)	05/06/20	BT for Jacobs	**1,400**	**930**	**340**	**2.8**	**2.0**	**7.8**	<4.0	**3.5**	**46**	**74**	<4.0	<4.0
GMW-O-14	11/09/20	BT for Jacobs	**5,700**	**2,600**	**2,500**	**13**	<10	<10	<20	<10	<200	**110**	<20	<20
DUP-7 (GMW-O-14)	11/09/20	BT for Jacobs	**5,400**	**2,500**	**2,400**	**13**	<10	<10	<20	<10	<200	**120**	<20	<20
GMW-O-14	05/05/21	BT for Jacobs	**730 J**	**1,000**	**220**	**3.2**	**2.7**	**5.3**	<2.0	**2.0**	**55**	**50**	<2.0	<2.0
DUP-6 (GMW-O-14)	05/05/21	BT for Jacobs	**1,000 J**	**980**	**290**	**4.2**	**3.4**	**6.9**	<2.0	**2.4**	**65**	**58**	<2.0	<2.0
GMW-O-14	11/04/21	BT for Jacobs	<50	<50	<0.50	<0.50	<0.50	<0.50	<0.50	<0.50	<10	<1.0	<1.0	<1.0
DUP-7 (GMW-O-14)	11/04/21	BT for Jacobs	<50	<50	<0.50	<0.50	<0.50	<0.50	<0.50	<0.50	<10	<1.0	<1.0	<1.0
GMW-O-14	05/10/22	BT for Jacobs	<50	<50	<0.50	<0.50	<0.50	<0.50	<0.50	<0.50	<10	<1.0	<1.0	<1.0
DUP-2 (GMW-O-14)	05/10/22	BT for Jacobs	<50	<50	<0.50	<0.50	<0.50	<0.50	<0.50	<0.50	<10	<1.0	<1.0	<1.0
GMW-O-14	11/04/22	BT for Jacobs	<50	<50	<0.50	<0.50	<0.50	<0.50	<0.50	<0.50	<10	<1.0	<1.0	<1.0
DUP-7 (GMW-O-14)	11/04/22	BT for Jacobs	<50	<50	<0.50	<0.50	<0.50	<0.50	<0.50	<0.50	<10	<1.0	<1.0	<1.0
GMW-O-15	10/16/08	Stantec	**1,700**	-----	**550**	**3.0**	**37**	**34**	<5	**110**	-----	-----	-----	**-----**
GMW-O-15	03/16/10	Blaine Tech	**530**	-----	**10**	**1.1**	**0.64**	**2.7**	<0.50	**400**	<10	<1	<1	<1
GMW-O-15	04/16/10	Blaine Tech	**6,700**	-----	**1,700**	**54**	**120**	**176**	<10	**1,300**	**1,800**	<10	<10	**11**
GMW-O-15	05/25/10	Blaine Tech	**650**	-----	**82**	**16**	**8.4**	**44**	<2	**180**	**1,500**	<2	<2	<2
GMW-O-15	07/13/10	Blaine Tech	**580**	-----	**110**	**7.5**	**11**	**27**	<1	**300**	**5,100**	<1	<1	**1.5**
GMW-O-15	08/12/10	Blaine Tech	**710**	-----	**120**	**4.1**	**10**	**34**	<1	**260**	**5,300**	<1	<1	**1.5**
GMW-O-15	09/20/10	Blaine Tech	**620**	-----	**120**	**3.3**	**13**	**24**	<1	**230**	**6,000**	<1	<1	**1.4**
GMW-O-15	10/05/10	Blaine Tech	**14,000**	-----	**1,800**	**280**	**92**	**760**	<20	**3,200**	**3,000**	<20	<20	**35**
GMW-O-15	12/22/10	Blaine Tech	**28,000**	-----	**3,900**	**610**	**850**	**3,000**	<40	**1,900**	**1,300**	<40	<40	<40
GMW-O-15	01/12/11	Blaine Tech	**12,000**	-----	**1,300**	**49**	**280**	**700**	<20	**430**	**12,000**	<20	<20	<20
GMW-O-15	02/24/11	Blaine Tech	**12,000**	-----	**700**	**450**	**310**	**1,300**	<10	**970**	**4,100**	<10	<10	**20**
GMW-O-15	03/23/11	Blaine Tech	**2,400**	-----	**210**	**47**	**39**	**190**	<2	**310**	**3,600**	<2	<2	**5.2**

APPENDIX D

HISTORICAL ANALYTICAL RESULTS FOR TPH, BTEX COMPOUNDS, 1,2-DCA, AND FUEL OXYGENATES IN GROUNDWATER, NOVEMBER 1996 THROUGH NOVEMBER 2022

Defense Fuel Support Point Norwalk

15306 Norwalk Boulevard, Norwalk, California 90650

Well	Date	Sampled By	TPH-g (µg/L)	TPH-d (µg/L)	Benzene (µg/L)	Toluene (µg/L)	Ethyl-benzene (µg/L)	Xylenes (µg/L)	1,2-DCA (µg/L)	MTBE (µg/L)	TBA (µg/L)	DIPE (µg/L)	ETBE (µg/L)	TAME (µg/L)
GMW-O-15	04/29/11	Blaine Tech	**1,200**	-----	**250**	**27**	**27**	**154**	<2	**350**	**3,900**	<2	<2	**2.4**
GMW-O-15	05/13/11	Blaine Tech	**1,300**	-----	**200**	**18**	**22**	**127**	<2	**350**	**6,600**	<2	<2	**3.6**
GMW-O-15	06/22/11	Blaine Tech	**1,800**	-----	**190**	**95**	**34**	**220**	<1	**310**	**6,800**	<1	<1	**1.8**
GMW-O-15	07/12/11	CH2M Hill	**1,000**	-----	**150**	**17**	**14**	**97**	<2	**220**	**6,400**	<2	<2	<2
GMW-O-15	08/19/11	CH2M Hill	**33,000**	-----	**820**	**2,200**	**610**	**4,400**	<50	**290**	**9,200**	<50	<50	<50
GMW-O-15	09/22/11	CH2M Hill	**3,400**	-----	**480**	**290**	**58**	**320**	<5	**640**	**6,800**	<5	<5	**10**
GMW-O-15	10/13/11	CH2M Hill	**3,900**	-----	**530**	**290**	**73**	**460**	<10	**220**	**3,200**	<10	<10	<10
GMW-O-15	12/21/11	CH2M Hill	**520**	-----	**110**	**1.5**	**5.7**	**22**	<2	**79**	**5,300**	<2	<2	<2
GMW-O-15	01/10/12	CH2M Hill	**470**	-----	**110**	**1.3**	**6.9**	**15**	<1	**86**	**4,300**	<1	<1	**1.2**
GMW-O-15	02/23/12	CH2M HILL	**4,800**	-----	**340**	**390**	**85**	**600**	<5	**110**	**4,000**	<5	<5	**17**
GMW-O-15	03/28/12	CH2M HILL	**1,300**	**120**	**230**	**68**	**13**	**110**	<2	**99**	**4,600**	<2	<2	<2
GMW-O-15	04/27/12	CH2M Hill	**2,100**	**1,300**	**180**	**67**	**16**	**160**	<1	**49**	**4,300**	<1	<1	**1.0**
GMW-O-15	05/25/12	CH2M HILL	**110,000**	**24,000**	**320**	**270**	**420**	**3,400**	<100	**190**	<1,000	<100	<100	**100**
GMW-O-15	07/11/12	CHHL	**17,000**	**13,000**	**6,700**	**63**	**120**	**270**	<100	**1,500**	**1,600**	<100	<100	<100
GMW-O-15	08/29/12	CHHL	**190**	**89**	**73**	**1.2**	**3.3**	**8.1**	<0.50	**22**	**5,300**	<1	<1	<1
GMW-O-15	09/26/12	CHHL	**220**	<50	**53**	**0.74**	**3.7**	**7.3**	<0.50	**17**	**2,900**	<1	<1	<1
GMW-O-15	10/18/12	CHHL	**210**	**140**	**50**	<0.50	**3.3**	**5.9**	<1	**13**	**2,600**	<1	<1	<1
GMW-O-15	11/29/12	CHHL	**380**	**75**	**140**	**1.3**	**3.0**	**6.4**	<2	**33**	**3,900**	<2	<2	<2
GMW-O-15	12/26/12	CHHL	**1,400**	**110**	**100**	**23**	**3.4**	**20**	<0.50	**22**	**3,900**	<1	<1	<1
GMW-O-15	01/15/13	CHHL	**1,200**	<50	**240**	**29**	**16**	**45**	<3	**52**	**3,100**	<3	<3	<3
GMW-O-15	02/20/13	CHHL	**230**	<50	**59**	<0.50	**2.5**	**3.2**	<1	**14**	**3,100**	<1	<1	<1
GMW-O-15	04/12/13	CHHL	**460**	**110**	**89**	**2.3**	**4.6**	**5.5**	<1	**36**	**3,600**	<1	<1	<1
GMW-O-15	10/11/13	CHHL	**56,000**	**88,000**	**7,600**	**2,300**	**750**	**4,100**	<100	**8,000**	**7,100**	<100	<100	<100
GMW-O-15	10/27/15	BT for CH2MHill	**120,000**	**490,000**	**12,000**	**16,000**	**2,200**	**12,000**	<200	**8,800**	<2,000	<200	<200	**210**
GMW O 15	04/14/16	BT for CH2MHill	**370,000**	**82,000**	**5,700**	**15,000**	**4,600**	**36,000**	<200	**2,800**	**3,400**	<200	<200	<200
GMW-O-15	11/08/18	BT for Jacobs	**11,000**	**1,600**	**140**	**67**	**30**	**1,300**	<10	**650**	**2,800**	<10	<10	**14**
GMW-O-15	10/31/19	BT for Jacobs	**4,400**	**6,700**	**470**	**5.0**	**35**	**470**	<8.0	**530**	**5,900**	<8.0	<8.0	**18**
GMW-O-15	05/08/20	BT for Jacobs	**9,200**	**13,000**	**1,600**	**9.6**	**140**	**650**	<10	**3,100**	**8,900**	<10	<10	**34**
GMW-O-15	11/06/20	BT for Jacobs	<1,000	**5,600**	<5.0	<5.0	<5.0	<5.0	<10	<5.0	<100	<10	<10	<10
GMW-O-16	11/27/96	Terra Services	-----	-----	**570**	**67**	**14**	**360**	<5	**120**	-----	-----	-----	-----
GMW-O-16	07/17/97	Terra Services	<100	<500	<0.50	<0.50	<0.50	<1	<0.50	**310**	-----	-----	-----	-----
GMW-O-16	01/06/98	Terra Services	<100	<500	<0.50	<0.50	<0.50	<1.5	<0.50	<5	-----	-----	-----	-----
GMW-O-16	05/20/98	Terra Services	<300	-----	<0.50	<0.50	<0.50	<1	<0.50	**76**	-----	-----	-----	-----
GMW-O-16	11/13/98	Alton Geoscience	<300	-----	<0.50	<0.50	<0.50	<0.50	<0.50	**0.70**	-----	-----	-----	-----
GMW-O-16	05/07/99	Alton Geoscience	<500	<500	**0.66**	<0.50	<0.50	**0.72**	<1	**7.6**	-----	-----	-----	-----
GMW-O-16	11/18/99	Secor	<416	-----	<0.50	<0.50	<0.50	<0.50	<0.50	<0.50	-----	-----	-----	-----
GMW-O-16	05/17/00	Secor	<300	-----	<0.50	<0.50	<0.50	<0.50	<0.50	**0.80**	-----	-----	-----	-----
GMW-O-16	11/30/00	Secor	<300	-----	**0.80**	<0.50	<0.50	<0.50	<0.50	**0.60**	-----	-----	-----	-----
GMW-O-16	05/10/01	Secor	<300	-----	<0.50	<0.50	<0.50	<0.50	<0.50	<0.50	-----	-----	-----	-----
GMW-O-16	04/10/02	Secor	<300	-----	<0.50	<0.50	<0.50	<0.50	<0.50	<0.50	-----	-----	-----	-----
GMW-O-16	10/22/02	Secor	<300	-----	**1.6**	**0.98**	<0.50	<0.50	<0.50	<0.50	-----	-----	-----	-----
GMW-O-16	04/09/03	Secor	<50	-----	<0.50	<0.50	<0.50	<0.50	<0.50	<0.50	-----	-----	-----	-----
GMW-O-16	10/07/03	Secor	<50	-----	<0.50	<0.50	<0.50	<0.50	<0.50	<0.50	-----	-----	-----	-----
GMW-O-16	04/22/04	Secor	<50	-----	<0.50	<0.50	<0.50	<0.50	<0.50	<0.50	-----	-----	-----	-----
GMW-O-16	07/20/04	Secor	-----	-----	-----	-----	-----	-----	-----	-----	-----	-----	-----	-----
GMW-O-16	11/02/04	Secor	<50	-----	<0.50	<0.50	<0.50	<0.50	<0.50	<0.50	-----	-----	-----	-----
GMW-O-16	05/05/05	Secor	**92**	-----	**1.6**	<0.50	<0.50	<0.50	<0.50	**110**	-----	-----	-----	-----
GMW-O-16	08/02/05	Secor	**57**	-----	**1.3**	<0.50	<0.50	<0.50	<0.50	**93**	-----	-----	-----	-----
GMW-O-16	11/02/05	Secor	<50	-----	<0.50	<0.50	<0.50	<0.50	<0.50	**57**	-----	-----	-----	-----
GMW-O-16	02/28/06	Secor	<50	-----	<0.50	<0.50	<0.50	<0.50	<0.50	**5.3**	-----	-----	-----	-----
GMW-O-16	05/04/06	Secor	<50	-----	<0.50	<0.50	<0.50	<0.50	<0.50	**6.3**	-----	-----	-----	-----

APPENDIX D

HISTORICAL ANALYTICAL RESULTS FOR TPH, BTEX COMPOUNDS, 1,2-DCA, AND FUEL OXYGENATES IN GROUNDWATER, NOVEMBER 1996 THROUGH NOVEMBER 2022

Defense Fuel Support Point Norwalk

15306 Norwalk Boulevard, Norwalk, California 90650

Well	Date	Sampled By	TPH-g (µg/L)	TPH-d (µg/L)	Benzene (µg/L)	Toluene (µg/L)	Ethyl-benzene (µg/L)	Xylenes (µg/L)	1,2-DCA (µg/L)	MTBE (µg/L)	TBA (µg/L)	DIPE (µg/L)	ETBE (µg/L)	TAME (µg/L)
GMW-O-16	09/19/06	Secor	<50	-----	<0.50	<0.50	<0.50	<0.50	<0.50	**0.57**	-----	-----	-----	-----
GMW-O-16	12/05/06	Secor	<50	-----	<0.50	<0.50	<0.50	<0.50	<0.50	<0.50	-----	-----	-----	-----
GMW-O-16	05/05/07	Secor	<50	-----	<0.50	<0.50	<0.50	<0.50	<0.50	<0.50	-----	-----	-----	-----
GMW-O-16	11/14/07	Secor	<50	-----	<0.50	<0.50	<0.50	<0.50	<0.50	<0.50	-----	-----	-----	-----
GMW-O-16	02/07/08	Secor	<50	-----	<0.50	<0.50	<0.50	<0.50	<0.50	**0.68**	-----	-----	-----	-----
GMW-O-16	04/16/08	Secor	<50	-----	<0.50	**1.2**	**0.59**	**5.5**	<0.50	**0.63**	-----	-----	-----	-----
GMW-O-16	10/14/08	Stantec	<50	-----	<0.50	<0.50	<0.50	**0.60**	<0.50	**0.65**	-----	-----	-----	-----
GMW-O-16	04/23/09	Blaine Tech for AMEC	<50	-----	<0.50	<0.50	<0.50	<0.50	<0.50	**0.55**	<10	<1	<1	<1
GMW-O-16	10/21/09	Blaine Tech	<50	-----	<0.50	<0.50	<0.50	<0.50	<0.50	<0.50	<10	<1	<1	<1
GMW-O-16	03/16/10	Blaine Tech	<50	-----	<0.50	<0.50	<0.50	<0.50	<0.50	<0.50	<10	<1	<1	<1
GMW-O-16	04/16/10	Blaine Tech	<50	-----	<0.50	<0.50	<0.50	<0.50	<0.50	<0.50	<10	<1	<1	<1
GMW-O-16	05/26/10	Blaine Tech	<50	-----	<0.50	<0.50	<0.50	<0.50	<0.50	**0.88**	<10	<1	<1	<1
GMW-O-16	07/13/10	Blaine Tech	<50	-----	**0.73**	<0.50	<0.50	<0.50	<0.50	**1.9**	<10	<1	<1	<1
GMW-O-16	08/12/10	Blaine Tech	<50	-----	**0.50**	<0.50	<0.50	<0.50	<0.50	**2.3**	<10	<1	<1	<1
GMW-O-16	09/20/10	Blaine Tech	<50	-----	**0.69**	<0.50	<0.50	<0.50	<0.50	**3.1**	<10	<1	<1	<1
GMW-O-16	10/06/10	Blaine Tech	<50	-----	<0.50	<0.50	<0.50	<0.50	<0.50	**1.3**	<10	<1	<1	<1
GMW-O-16	11/16/10	Blaine Tech	<50	-----	<0.50	<0.50	<0.50	<0.50	<0.50	**4.0**	<10	<1	<1	<1
GMW-O-16	12/22/10	Blaine Tech	<50	-----	<0.50	<0.50	<0.50	<0.50	<0.50	**2.0**	<10	<1	<1	<1
GMW-O-16	01/11/11	Blaine Tech	<50	-----	**0.52**	<0.50	<0.50	<0.50	<0.50	**0.94**	<10	<1	<1	<1
GMW-O-16	02/24/11	Blaine Tech	<50	-----	<0.50	<0.50	<0.50	<0.50	<0.50	**0.67**	<10	<1	<1	<1
GMW-O-16	03/23/11	Blaine Tech	<50	-----	<0.50	<0.50	<0.50	<0.50	<0.50	**1.6**	<10	<1	<1	<1
GMW-O-16	04/12/11	Blaine Tech	<50	-----	<0.50	<0.50	<0.50	<0.50	<0.50	**1.3**	<10	<1	<1	<1
GMW-O-16	05/13/11	Blaine Tech	<50	-----	<0.50	<0.50	<0.50	<0.50	<0.50	**1.8**	<10	<1	<1	<1
GMW-O-16	06/22/11	Blaine Tech	<50	-----	<0.50	<0.50	<0.50	<0.50	<0.50	**1.9**	<10	<1	<1	<1
GMW-O-16	07/12/11	CH2M Hill	<50	-----	<0.50	<0.50	<0.50	<0.50	<0.50	**1.8**	<10	<1	<1	<1
GMW-O-16	08/19/11	CH2M Hill	<50	-----	<0.50	<0.50	<0.50	<0.50	<0.50	**1.5**	<10	<1	<1	<1
GMW-O-16	09/22/11	CH2M Hill	<50	-----	<0.50	<0.50	<0.50	<0.50	<0.50	**2.9**	<10	<1	<1	<1
GMW-O-16	10/11/11	CH2M Hill	<50	-----	<0.50	<0.50	<0.50	<0.50	<0.50	**1.1**	<10	<1	<1	<1
GMW-O-16	11/28/11	CH2M Hill	<50	-----	<0.50	<0.50	<0.50	<0.50	<0.50	**1.3**	<10	<1	<1	<1
GMW-O-16	12/21/11	CH2M Hill	<50	-----	<0.50	<0.50	<0.50	**0.50**	<0.50	**1.8**	<10	<1	<1	<1
GMW-O-16	01/09/12	CH2M Hill	<50	-----	<0.50	<0.50	<0.50	**1.4**	<0.50	**3.4**	<10	<1	<1	<1
GMW-O-16	02/23/12	CH2M HILL	<50	-----	<0.50	<0.50	<0.50	<0.50	<0.50	**2.3**	<10	<1	<1	<1
GMW-O-16	03/28/12	CH2M HILL	<50	<50	<0.50	<0.50	<0.50	<0.50	<0.50	**2.0**	<10	<1	<1	<1
GMW-O-16	04/18/12	CH2M Hill	<50	<50	<0.50	<0.50	<0.50	<0.50	<0.50	**0.79**	<10	<1	<1	<1
GMW-O-16	05/25/12	CH2M HILL	<50	<50	<0.50	<0.50	<0.50	<0.50	<0.50	<0.50	<10	<1	<1	<1
GMW-O-16	06/15/12	CH2M HILL	<50	<50	<0.50	<0.50	<0.50	<0.50	<0.50	<0.50	<10	<1	<1	<1
GMW-O-16	07/10/12	CHHL	<50	<50	**2.5**	**1.1**	<0.50	**0.70**	<0.50	**0.57**	<10	<1	<1	<1
GMW-O-16	08/29/12	CHHL	<50	<50	<0.50	<0.50	<0.50	<0.50	<0.50	<0.50	<10	<1	<1	<1
GMW-O-16	09/26/12	CHHL	<50	<50	<0.50	<0.50	<0.50	<0.50	<0.50	<0.50	<10	<1	<1	<1
GMW-O-16	10/17/12	CHHL	<50	<50	<0.50	<0.50	<0.50	**0.89**	<0.50	**0.70**	<10	<1	<1	<1
GMW-O-16	11/29/12	CHHL	<50	**83**	<0.50	<0.50	<0.50	**0.56**	<0.50	<0.50	<10	<1	<1	<1
GMW-O-16	12/26/12	CHHL	<50	<50	<0.50	<0.50	<0.50	<0.50	<0.50	**1.5**	<10	<1	<1	<1
GMW-O-16	01/15/13	CHHL	<50	<50	<0.50	<0.50	<0.50	<0.50	<0.50	**0.95**	<10	<1	<1	<1
GMW-O-16	02/20/13	CHHL	<50	<50	<0.50	<0.50	<0.50	<0.50	<0.50	**1.3**	<10	<1	<1	<1
GMW-O-16	04/10/13	CHHL	<50	<50	<0.50	<0.50	<0.50	<0.50	<0.50	<0.50	<10	<1	<1	<1
GMW-O-16	10/10/13	CHHL	**170**	<50	<0.50	<0.50	<0.50	<0.50	<0.50	<0.50	**24**	<1	<1	<1
GMW-O-16	04/16/14	CHHL	<50	<50	<0.50	<0.50	<0.50	<0.50	<0.50	<0.50	<10	<1	<1	<1
GMW-O-16	10/29/14	BT for CH2MHill	<50	<50	**0.89**	<0.50	<0.50	<0.50	<0.50	<0.50	<10	<1.0	<1.0	<1.0
GMW-O-16	04/22/15	BT for CH2MHill	**89**	<50	**2.5**	<0.50	<0.50	<0.50	<0.50	<0.50	**22**	<1.0	<1.0	<1.0
GMW-O-16	10/22/15	BT for CH2MHill	<50	<50	<0.50	<0.50	<0.50	<0.50	<0.50	<0.50	<10	<1.0	<1.0	<1.0
GMW O 16	04/14/16	BT for CH2MHill	<50	**310**	<0.50	<0.50	<0.50	<0.50	<0.50	<0.50	<10	<1.0	<1.0	<1.0
GMW-O-16	10/05/16	BT for CH2MHill	<50	<50	<0.50	<0.50	<0.50	<0.50	<0.50	<0.50	<10	<1.0	<1.0	<1.0

APPENDIX D

HISTORICAL ANALYTICAL RESULTS FOR TPH, BTEX COMPOUNDS, 1,2-DCA, AND FUEL OXYGENATES IN GROUNDWATER, NOVEMBER 1996 THROUGH NOVEMBER 2022

Defense Fuel Support Point Norwalk

15306 Norwalk Boulevard, Norwalk, California 90650

Well	Date	Sampled By	TPH-g (µg/L)	TPH-d (µg/L)	Benzene (µg/L)	Toluene (µg/L)	Ethyl-benzene (µg/L)	Xylenes (µg/L)	1,2-DCA (µg/L)	MTBE (µg/L)	TBA (µg/L)	DIPE (µg/L)	ETBE (µg/L)	TAME (µg/L)
GMW-O-16	04/18/17	BT for CH2MHill	**66**	<50	**1.2**	<0.50	<0.50	<0.50	<0.50	**4.0**	<10	<1.0	<1.0	<1.0
GMW-O-16	10/04/17	BT for CH2MHill	<50	<50	<0.50	<0.50	<0.50	<0.50	<0.50	<0.50	<10	<1.0	<1.0	<1.0
GMW-O-16	04/18/18	BT for Jacobs	<50	<50	<0.50	<0.50	<0.50	<0.50	<0.50	<0.50	<10	<1	<1	<1
GMW-O-16	11/08/18	BT for Jacobs	<50	<50	<0.50	<0.50	<0.50	<0.50	<0.50	<0.50	<10	<1.0	<1.0	<1.0
GMW-O-16	04/19/19	BT for Jacobs	<50	**53**	<0.50	<0.50	<0.50	<0.50	<0.50	<0.50	<10	<1	<1	<1
GMW-O-16	10/31/19	BT for Jacobs	<50	<50	<0.50	<0.50	<0.50	<0.50	<0.50	**1.0**	<10	<1.0	<1.0	<1.0
GMW-O-16	05/08/20	BT for Jacobs	<50	**51**	<0.50	<0.50	<0.50	**0.57**	<0.50	**0.81**	<10	<1.0	<1.0	<1.0
GMW-O-16	11/05/20	BT for Jacobs	**320**	**160**	<0.50	**0.93**	**1.2**	**84**	<0.50	**1.3**	<10	<1.0	<1.0	<1.0
GMW-O-16	05/06/21	BT for Jacobs	<50	<50	<0.50	<0.50	<0.50	**1.8**	<0.50	**6.7**	<10	<1.0	<1.0	<1.0
GMW-O-16	11/03/21	BT for Jacobs	<50	**69**	<0.50	<0.50	<0.50	<0.50	<0.50	<0.50	<10	<1.0	<1.0	<1.0
GMW-O-16	05/11/22	BT for Jacobs	<50	<50	<0.50	<0.50	<0.50	<0.50	<0.50	<0.50	<10	<1.0	<1.0	<1.0
GMW-O-16	11/02/22	BT for Jacobs	<50	<50	<0.50	<0.50	<0.50	<0.50	<0.50	<0.50	<10	<1.0	<1.0	<1.0
GMW-O-17	11/22/96	Terra Services	-----	-----	<0.50	<0.50	<0.50	<1.5	<0.50	<5	-----	-----	-----	-----
GMW-O-17	07/10/97	Terra Services	<100	<500	<0.50	<0.50	<0.50	<1	<0.50	<5	-----	-----	-----	-----
GMW-O-17	01/07/98	Terra Services	<100	<500	<0.50	**0.64**	<0.50	<1.5	<0.50	<5	-----	-----	-----	-----
GMW-O-17	05/21/98	Terra Services	<300	-----	<0.50	<0.50	<0.50	<1	<0.50	<0.50	-----	-----	-----	-----
GMW-O-17	11/04/98	Alton Geoscience	<300	-----	<0.50	<0.50	<0.50	<0.50	<0.50	<0.50	-----	-----	-----	-----
GMW-O-17	05/05/99	Alton Geoscience	<500	<500	**0.64**	<0.50	<0.50	<0.50	<1	**0.58**	-----	-----	-----	-----
GMW-O-17	11/16/99	Secor	<300	-----	<0.50	<0.50	<0.50	<0.50	<0.50	<0.50	-----	-----	-----	-----
GMW-O-17	05/17/00	Secor	<300	-----	<0.50	<0.50	<0.50	<0.50	<0.50	<0.50	-----	-----	-----	-----
GMW-O-17	11/29/00	Secor	<300	-----	<0.50	<0.50	<0.50	<0.50	<0.50	<0.50	-----	-----	-----	-----
GMW-O-17	05/10/01	Secor	<300	-----	<0.50	<0.50	<0.50	<0.50	<0.50	<0.50	-----	-----	-----	-----
GMW-O-17	11/07/01	IT Corporation	<300	-----	<0.50	<0.50	<0.50	<0.50	<0.50	<0.50	-----	-----	-----	-----
GMW-O-17	04/09/02	Secor	<300	-----	<0.50	<0.50	<0.50	<0.50	<0.50	<0.50	-----	-----	-----	-----
GMW-O-17	10/24/02	Secor	<300	-----	<0.50	<0.50	<0.50	<0.50	<0.50	<0.50	-----	-----	-----	-----
GMW-O-17	10/09/03	Secor	<50	-----	<0.50	<0.50	<0.50	<0.50	<0.50	<0.50	-----	-----	-----	-----
GMW-O-17	05/04/05	Secor	<50	-----	<0.50	<0.50	<0.50	<0.50	<0.50	<0.50	-----	-----	-----	-----
GMW-O-17	05/05/06	Secor	<50	-----	<0.50	<0.50	<0.50	<0.50	<0.50	<0.50	-----	-----	-----	-----
GMW-O-17	05/03/07	Secor	<50	-----	<0.50	<0.50	<0.50	<0.50	<0.50	<0.50	-----	-----	-----	-----
GMW-O-17	04/18/08	Secor	<50	-----	<0.50	<0.50	<0.50	<0.50	<0.50	<0.50	-----	-----	-----	-----
GMW-O-17	04/22/09	Blaine Tech for AMEC	<50	-----	<0.50	<0.50	<0.50	<0.50	<0.50	<0.50	<10	<1	<1	<1
GMW-O-17	05/25/10	Blaine Tech	<50	-----	<0.50	<0.50	<0.50	<0.50	<0.50	<0.50	<10	<1	<1	<1
GMW-O-17	04/13/11	Blaine Tech	<50	-----	<0.50	<0.50	<0.50	<0.50	<0.50	<0.50	<10	<1	<1	<1
GMW-O-17	04/18/12	CH2M Hill	<50	<50	<0.50	<0.50	<0.50	<0.50	<0.50	<0.50	<10	<1	<1	<1
GMW-O-17	10/16/12	CHHL	<50	<50	<0.50	<0.50	<0.50	<0.50	<0.50	<0.50	<10	<1	<1	<1
GMW-O-17	04/09/13	CHHL	<50	<50	<0.50	<0.50	<0.50	<0.50	<0.50	<0.50	**26**	<1	<1	<1
GMW-O-17	07/02/13	CHHL	-----	-----	<0.50	<0.50	<0.50	<0.50	<0.50	<0.50	<10	<1	<1	<1
GMW-O-17	10/09/13	CHHL	<50	<50	<0.50	<0.50	<0.50	<0.50	<0.50	<0.50	<10	<1	<1	<1
GMW-O-17	04/15/14	CHHL	<50	<50	<0.50	<0.50	<0.50	<0.50	<0.50	<0.50	<10	<1	<1	<1
GMW-O-17	10/29/14	BT for CH2MHill	<50	<50	<0.50	<0.50	<0.50	<0.50	<0.50	<0.50	<10	<1.0	<1.0	<1.0
GMW-O-17	04/21/15	BT for CH2MHill	<50	<50	<0.50	<0.50	<0.50	<0.50	<0.50	<0.50	<10	<1.0	<1.0	<1.0
GMW-O-17	10/21/15	BT for CH2MHill	<50	<50	<0.50	<0.50	<0.50	<0.50	<0.50	<0.50	<10	<1.0	<1.0	<1.0
GMW O 17	04/12/16	BT for CH2MHill	<50	<50	<0.50	<0.50	<0.50	<0.50	<0.50	<0.50	<10	<1.0	<1.0	<1.0
GMW-O-17	10/04/16	BT for CH2MHill	<50	<50	<0.50	<0.50	<0.50	<0.50	<0.50	<0.50	<10	<1.0	<1.0	<1.0
GMW-O-17	04/21/17	BT for CH2MHill	<50	<50	<0.50	<0.50	<0.50	<0.50	<0.50	<0.50	<10	<1.0	<1.0	<1.0
GMW-O-17	10/04/17	BT for CH2MHill	<50	<50	<0.50	<0.50	<0.50	<0.50	<0.50	<0.50	<10	<1.0	<1.0	<1.0
GMW-O-17	04/18/18	BT for Jacobs	<50	<50	<0.50	<0.50	<0.50	<0.50	<0.50	<0.50	<10	<1	<1	<1
GMW-O-17	11/08/18	BT for Jacobs	<50	<50	<0.50	<0.50	<0.50	<0.50	<0.50	<0.50	<10	<1.0	<1.0	<1.0
GMW-O-17	04/17/19	BT for Jacobs	<50	<50	<0.50	<0.50	<0.50	<0.50	<0.50	<0.50	<10	<1	<1	<1
GMW-O-17	10/30/19	BT for Jacobs	<50	**93**	<0.50	<0.50	<0.50	<0.50	<0.50	<0.50	<10	<1.0	<1.0	<1.0
GMW-O-17	05/06/20	BT for Jacobs	<50	<50	<0.50	<0.50	<0.50	<0.50	<0.50	<0.50	<10	<1.0	<1.0	<1.0

APPENDIX D

HISTORICAL ANALYTICAL RESULTS FOR TPH, BTEX COMPOUNDS, 1,2-DCA, AND FUEL OXYGENATES IN GROUNDWATER, NOVEMBER 1996 THROUGH NOVEMBER 2022

Defense Fuel Support Point Norwalk

15306 Norwalk Boulevard, Norwalk, California 90650

Well	Date	Sampled By	TPH-g (µg/L)	TPH-d (µg/L)	Benzene (µg/L)	Toluene (µg/L)	Ethyl-benzene (µg/L)	Xylenes (µg/L)	1,2-DCA (µg/L)	MTBE (µg/L)	TBA (µg/L)	DIPE (µg/L)	ETBE (µg/L)	TAME (µg/L)
GMW-O-17	11/04/20	BT for Jacobs	<50	<50	<0.50	<0.50	<0.50	<0.50	<0.50	<0.50	<10	<1.0	<1.0	<1.0
GMW-O-17	05/04/21	BT for Jacobs	<50	**92**	<0.50	<0.50	<0.50	<0.50	<0.50	<0.50	<10	<1.0	<1.0	<1.0
GMW-O-17	11/04/21	BT for Jacobs	<50	<50	<0.50	<0.50	<0.50	<0.50	<0.50	<0.50	<10	<1.0	<1.0	<1.0
GMW-O-17	05/11/22	BT for Jacobs	<50	**55**	<0.50	<0.50	<0.50	<0.50	<0.50	<0.50	<10	<1.0	<1.0	<1.0
GMW-O-17	11/02/22	BT for Jacobs	<50	<50	<0.50	<0.50	<0.50	<0.50	<0.50	<0.50	<10	<1.0	<1.0	<1.0
GMW-O-18	11/26/96	Terra Services	-----	-----	<10	<10	<10	<30	<10	**10,000**	-----	-----	-----	-----
GMW-O-18	07/11/97	Terra Services	<100	<500	<3	<3	<3	<3	<3	**3,000**	-----	-----	-----	-----
GMW-O-18	01/07/98	Terra Services	<100	<500	<5	<5	<5	<15	<5	**3,200**	-----	-----	-----	-----
GMW-O-18	05/21/98	Terra Services	**2,000**	-----	<100	<100	<100	<200	<100	**5,600**	-----	-----	-----	-----
GMW-O-18	11/17/98	Alton Geoscience	**543**	-----	<0.50	**1.0**	<0.50	**2.6**	<0.50	**1,420**	-----	-----	-----	-----
GMW-O-18	05/06/99	Alton Geoscience	**2,700**	<500	<5	<5	<5	<5	<13	**15,000**	-----	-----	-----	-----
GMW-O-18	11/18/99	Secor	**2,900**	-----	<13	<12.5	<12.5	<12.5	<13	**6,700**	-----	-----	-----	-----
GMW-O-18	05/19/00	Secor	**3,500**	-----	<25	<25	<25	<25	<25	**10,000**	-----	-----	-----	-----
GMW-O-18	11/02/05	Secor	<50	-----	<0.50	<0.50	<0.50	<0.50	<0.50	**1.4**	-----	-----	-----	-----
GMW-O-18	05/09/06	Secor	<50	-----	<0.50	<0.50	<0.50	<0.50	<0.50	**2.1**	-----	-----	-----	-----
GMW-O-18	12/07/06	Secor	<100	-----	<0.50	<0.50	<0.50	<0.50	<1	**0.65**	-----	-----	-----	-----
GMW-O-18	05/04/07	Secor	<50	-----	<0.50	<0.50	<0.50	<0.50	<0.50	**0.62**	-----	-----	-----	-----
GMW-O-18	11/15/07	Secor	<50	-----	<0.50	<0.50	<0.50	<0.50	<0.50	**1.6**	-----	-----	-----	-----
GMW-O-18	04/15/08	Secor	<50	-----	<0.50	<0.50	<0.50	<0.50	<0.50	<0.50	-----	-----	-----	**-----**
GMW-O-18	10/15/08	Stantec	<200	-----	<1	<1	<1	<1	<2	<1	-----	-----	-----	**-----**
GMW-O-18	04/23/09	Blaine Tech for AMEC	<50	-----	<0.50	<0.50	<0.50	<0.50	<0.50	**1.0**	**140**	<1	<1	<1
GMW-O-18	10/21/09	Blaine Tech	**2,400**	-----	**170**	**440**	**17**	**410**	<5	**490**	**480**	<5	<5	<5
GMW-O-18	03/16/10	Blaine Tech	<50	-----	**0.60**	**1.3**	<0.50	**1.8**	<0.50	**4.5**	**550**	<1	<1	<1
GMW-O-18	04/16/10	Blaine Tech	**1,300**	-----	**0.67**	<0.50	**3.1**	**13**	<0.50	**1.2**	**2,400**	<1	<1	<1
GMW-O-18	05/25/10	Blaine Tech	**110**	-----	<0.50	<0.50	<0.50	<0.50	<1	**2.9**	**6,500**	<1	<1	<1
GMW-O-18	07/14/10	Blaine Tech	**110**	-----	<0.50	<0.50	<0.50	<0.50	<0.50	**0.85**	**11,000**	<1	<1	<1
GMW-O-18	08/12/10	Blaine Tech	**220**	-----	**0.64**	<0.50	<0.50	<0.50	<1	**0.93**	**15,000**	<1	<1	<1
GMW-O-18	09/20/10	Blaine Tech	**290**	-----	**1.1**	<0.50	<0.50	**0.55**	<1	**1.2**	**23,000**	<1	<1	<1
GMW-O-18	10/05/10	Blaine Tech	**4,000**	-----	**1,200**	**420**	**23**	**91**	<10	**670**	**2,600**	<10	<10	<10
GMW-O-18	11/16/10	Blaine Tech	**2,000**	-----	<0.50	<0.50	<0.50	<0.50	<1	**0.53**	**21,000**	<1	<1	<1
GMW-O-18	01/12/11	Blaine Tech	<3000	-----	<1	<1	<1	<1	<2	<1	**29,000**	<2	<2	<2
GMW-O-18	02/24/11	Blaine Tech	**1,400**	-----	**60**	**31**	**19**	**85**	<0.50	**380**	**1,600**	<1	<1	**3.9**
GMW-O-18	03/23/11	Blaine Tech	**110**	-----	**6.0**	**1.4**	**1.1**	**6.3**	<0.50	**2.9**	**3,300**	<1	<1	<1
GMW-O-18	04/29/11	Blaine Tech	<50	-----	**3.7**	<0.50	<0.50	**1.7**	<0.50	**7.5**	**780**	<1	<1	<1
GMW-O-18	05/13/11	Blaine Tech	<100	-----	<0.50	<0.50	<0.50	<0.50	<1	<0.50	<10	<1	<1	<1
GMW-O-18	06/22/11	Blaine Tech	**7,500**	-----	<0.50	<0.50	<0.50	**440**	<1	**5.5**	**3,200**	<1	<1	<1
GMW-O-18	08/19/11	CH2M Hill	**2,600**	-----	**17**	**3.9**	**3.2**	**40**	<2	**85**	**61**	<2	<2	<2
GMW-O-18	09/22/11	CH2M Hill	**34,000**	-----	**700**	**110**	**690**	**5,300**	<50	**400**	**6,100**	<50	<50	**54**
GMW-O-18	10/14/11	CH2M Hill	**6,000**	-----	**190**	**13**	**36**	**100**	<20	**1,600**	**6,600**	<20	<20	**26**
GMW-O-18	11/23/11	CH2M Hill	**25,000**	-----	**65**	<10	**51**	<10	<20	**310**	**6,000**	<20	<20	**22**
GMW-O-18	12/21/11	CH2M Hill	**190**	-----	<0.50	<0.50	<0.50	**0.53**	<0.50	**70**	**1,600**	<1	<1	<1
GMW-O-18	01/10/12	CH2M Hill	**570**	-----	**100**	<0.50	**5.3**	**3.9**	<1	**110**	**4,800**	<1	<1	**2.2**
GMW-O-18	02/23/12	CH2M HILL	**180**	-----	**8.8**	**6.8**	**0.84**	**7.8**	<0.50	**5.9**	**9,200**	<1	<1	<1
GMW-O-18	03/28/12	CH2M HILL	**140**	<50	<0.50	<0.50	<0.50	<0.50	<1	<0.50	**10,000**	<1	<1	<1
GMW-O-18	05/25/12	CH2M HILL	<100	<50	<0.50	<0.50	<0.50	<0.50	<1	<0.50	**7,700**	<1	<1	<1
GMW-O-18	06/15/12	CH2M HILL	**180**	**50**	<0.50	<0.50	<0.50	<0.50	<1	**0.60**	**17,000**	<1	<1	<1
GMW-O-18	07/11/12	CHHL	**180**	<50	<0.50	<0.50	<0.50	<0.50	<0.50	<0.50	**14,000**	<1	<1	<1
GMW-O-18	08/30/12	CHHL	**71**	<50	<0.50	<0.50	<0.50	<0.50	<0.50	<0.50	**14,000**	<1	<1	<1
GMW-O-18	09/26/12	CHHL	**55**	<100	<0.50	<0.50	<0.50	<0.50	<0.50	<0.50	**8,900**	<1	<1	<1
GMW-O-18	10/30/12	CHHL	**110**	<50	<0.50	<0.50	<0.50	<0.50	<1	<0.50	**11,000**	<1	<1	<1
GMW-O-18	11/29/12	CHHL	**110**	<50	<0.50	<0.50	<0.50	<0.50	<0.50	<0.50	**10,000**	<1	<1	<1

APPENDIX D

HISTORICAL ANALYTICAL RESULTS FOR TPH, BTEX COMPOUNDS, 1,2-DCA, AND FUEL OXYGENATES IN GROUNDWATER, NOVEMBER 1996 THROUGH NOVEMBER 2022

Defense Fuel Support Point Norwalk

15306 Norwalk Boulevard, Norwalk, California 90650

Well	Date	Sampled By	TPH-g (µg/L)	TPH-d (µg/L)	Benzene (µg/L)	Toluene (µg/L)	Ethyl-benzene (µg/L)	Xylenes (µg/L)	1,2-DCA (µg/L)	MTBE (µg/L)	TBA (µg/L)	DIPE (µg/L)	ETBE (µg/L)	TAME (µg/L)
GMW-O-18	12/26/12	CHHL	**76**	**240**	**22**	**2.1**	**0.82**	**2.4**	<0.50	**5.5**	**850**	<1	<1	<1
GMW-O-18	01/15/13	CHHL	**91**	<50	<0.50	<0.50	<0.50	<0.50	<0.50	<0.50	**8,000**	<1	<1	<1
GMW-O-18	04/12/13	CHHL	<100	**58**	<0.50	**0.51**	<0.50	**0.53**	<1	<0.50	**4,000**	<1	<1	<1
GMW-O-18	10/10/13	CHHL	**120**	<50	**2.2**	**1.1**	<0.50	**6.0**	<0.50	<0.50	**6,000**	<1	<1	<1
GMW-O-18	11/03/15	BT for CH2MHill	**2,900**	**49,000**	**62**	**150**	**39**	**226**	<3.0	**100**	**1,800**	<3.0	<3.0	<3.0
GMW O 18	04/14/16	BT for CH2MHill	**11,000,000**	**5,900,000**	**53,000**	**620,000**	**310,000**	**2,300,000**	<10,000	**6,000**	<100,000	<10,000	<10,000	<10,000
GMW-O-18	04/18/19	BT for Jacobs	**5,600**	**5,800**	**38**	<2.5	**290**	**37**	<5	**4.8**	**6,400**	<5	<5	<5
GMW-O-18	10/31/19	BT for Jacobs	**5,900**	**10,000**	**39**	<2.5	**300**	**26**	<5.0	**12**	**3,400**	<5.0	<5.0	<5.0
GMW-O-18	05/07/20	BT for Jacobs	**3,400**	**5,400**	**31**	<1.0	**300**	**8.6**	<2.0	**4.4**	**4,300**	<2.0	<2.0	<2.0
GMW-O-18	11/06/20	BT for Jacobs	**9,700**	**4,700**	**14**	**9.4**	**210**	**21**	<10	<5.0	**430**	<10	<10	<10
GMW-O-18	05/05/21	BT for Jacobs	**3,600**	**2,700**	<2.0	<2.0	**59**	**4.6**	<4.0	**6.6**	**520**	<4.0	<4.0	<4.0
GMW-O-18	11/04/21	BT for Jacobs	**3,500**	**5,100**	<1.0	<1.0	**47**	**4.3**	<2.0	**1.4**	**570**	<2.0	<2.0	<2.0
GMW-O-18	05/12/22	BT for Jacobs	**1,600**	**5,800**	<0.50	**0.66**	**4.6**	**2.0**	<1.0	<0.50	**91**	<1.0	<1.0	<1.0
GMW-O-18	11/03/22	BT for Jacobs	**1,600**	**2,100**	**0.57**	<0.50	**3.2**	**1.9**	<1.0	<0.50	**40**	<1.0	<1.0	<1.0
GMW-O-19	11/25/96	Terra Services	-----	-----	<0.50	<0.87	**2.8**	**5.1**	<0.50	<5	-----	-----	-----	-----
GMW-O-19	07/16/97	Terra Services	<100	<500	<0.50	<0.50	<0.50	<1	<0.50	<5	-----	-----	-----	-----
GMW-O-19	01/06/98	Terra Services	<100	<500	<0.50	<0.50	<0.50	<1.5	<0.50	<5	-----	-----	-----	-----
GMW-O-19	05/20/98	Terra Services	<300	-----	<0.50	<0.50	<0.50	<1	<0.50	**2.0**	-----	-----	-----	-----
GMW-O-19	11/12/98	Alton Geoscience	<300	-----	<0.50	<0.50	<0.50	<0.50	<0.50	<0.50	-----	-----	-----	-----
GMW-O-19	05/06/99	Alton Geoscience	<500	<500	<0.50	<0.50	<0.50	<0.50	<1	**0.51**	-----	-----	-----	-----
GMW-O-19	11/18/99	Secor	<416	-----	<0.50	<0.50	<0.50	<0.50	<0.50	**0.50**	-----	-----	-----	-----
GMW-O-19	05/17/00	Secor	<300	-----	<0.50	<0.50	<0.50	<0.50	<0.50	<0.50	-----	-----	-----	-----
GMW-O-19	09/19/01	Secor	<300	-----	<0.50	<0.50	<0.50	<0.50	<0.50	<0.50	-----	-----	-----	-----
GMW-O-19	11/07/01	IT Corporation	<300	-----	<0.50	<0.50	<0.50	<0.50	<0.50	<0.50	-----	-----	-----	-----
GMW-O-19	01/30/02	Secor	<300	-----	<0.50	<0.50	<0.50	<0.50	<0.50	<0.50	-----	-----	-----	-----
GMW-O-19	04/09/03	Secor	<50	-----	<0.50	<0.50	<0.50	<0.50	<0.50	<0.50	-----	-----	-----	-----
GMW-O-19	08/01/03	Secor	<50	-----	<0.50	<0.50	<0.50	<0.50	<0.50	<0.50	-----	-----	-----	-----
GMW-O-19	10/07/03	Secor	<50	-----	<0.50	<0.50	<0.50	<0.50	<0.50	<0.50	-----	-----	-----	-----
GMW-O-19	04/22/04	Secor	<50	-----	<0.50	<0.50	<0.50	<0.50	<0.50	<0.50	-----	-----	-----	-----
GMW-O-19	07/20/04	Secor	-----	-----	-----	-----	-----	-----	-----	-----	-----	-----	-----	-----
GMW-O-19	11/02/04	Secor	<50	-----	<0.50	<0.50	<0.50	<0.50	<0.50	<0.50	-----	-----	-----	-----
GMW-O-19	05/05/05	Secor	**510**	-----	**110**	<0.50	**17**	**25**	<1	**150**	-----	-----	-----	-----
GMW-O-19	08/02/05	Secor	**160**	-----	**2.1**	<0.50	**1.2**	<0.50	<0.50	**19**	-----	-----	-----	-----
GMW-O-19	11/02/05	Secor	<50	-----	<0.50	<0.50	<0.50	<0.50	<0.50	<0.50	-----	-----	-----	-----
GMW-O-19	02/28/06	Secor	<50	-----	<0.50	<0.50	<0.50	<0.50	<0.50	<0.50	-----	-----	-----	-----
GMW-O-19	05/04/06	Secor	<50	-----	<0.50	<0.50	<0.50	<0.50	<0.50	<0.50	-----	-----	-----	-----
GMW-O-19	12/05/06	Secor	<50	-----	<0.50	<0.50	<0.50	<0.50	<0.50	<0.50	-----	-----	-----	-----
GMW-O-19	05/05/07	Secor	<50	-----	<0.50	<0.50	<0.50	<0.50	<0.50	<0.50	-----	-----	-----	-----
GMW-O-19	11/15/07	Secor	<50	-----	<0.50	<0.50	<0.50	<0.50	<0.50	<0.50	-----	-----	-----	-----
GMW-O-19	04/16/08	Secor	<50	-----	<0.50	<0.50	<0.50	<0.50	<0.50	<0.50	-----	-----	-----	-----
GMW-O-19	10/14/08	Stantec	<50	-----	<0.50	<0.50	<0.50	<0.50	<0.50	<0.50	-----	-----	-----	-----
GMW-O-19	04/23/09	Blaine Tech for AMEC	<50	-----	<0.50	<0.50	<0.50	<0.50	<0.50	<0.50	<10	<1	<1	<1
GMW-O-19	10/20/09	Blaine Tech	<50	-----	<0.50	<0.50	<0.50	<0.50	<0.50	<0.50	<10	<1	<1	<1
GMW-O-19	03/15/10	Blaine Tech	<50	-----	<0.50	<0.50	<0.50	<0.50	<0.50	<0.50	<10	<1	<1	<1
GMW-O-19	04/16/10	Blaine Tech	<50	-----	<0.50	<0.50	<0.50	<0.50	<0.50	<0.50	<10	<1	<1	<1
GMW-O-19	05/26/10	Blaine Tech	<50	-----	<0.50	<0.50	<0.50	<0.50	<0.50	<0.50	<10	<1	<1	<1
GMW-O-19	07/13/10	Blaine Tech	<50	-----	<0.50	<0.50	<0.50	<0.50	<0.50	<0.50	<10	<1	<1	<1
GMW-O-19	08/12/10	Blaine Tech	<50	-----	**0.52**	<0.50	<0.50	<0.50	<0.50	<0.50	<10	<1	<1	<1
GMW-O-19	09/20/10	Blaine Tech	<50	-----	<0.50	<0.50	<0.50	<0.50	<0.50	<0.50	<10	<1	<1	<1
GMW-O-19	10/06/10	Blaine Tech	<50	-----	<0.50	<0.50	<0.50	<0.50	<0.50	<0.50	<10	<1	<1	<1
GMW-O-19	11/16/10	Blaine Tech	<50	-----	<0.50	<0.50	<0.50	<0.50	<0.50	<0.50	<10	<1	<1	<1

APPENDIX D

HISTORICAL ANALYTICAL RESULTS FOR TPH, BTEX COMPOUNDS, 1,2-DCA, AND FUEL OXYGENATES IN GROUNDWATER, NOVEMBER 1996 THROUGH NOVEMBER 2022

Defense Fuel Support Point Norwalk

15306 Norwalk Boulevard, Norwalk, California 90650

Well	Date	Sampled By	TPH-g (µg/L)	TPH-d (µg/L)	Benzene (µg/L)	Toluene (µg/L)	Ethyl-benzene (µg/L)	Xylenes (µg/L)	1,2-DCA (µg/L)	MTBE (µg/L)	TBA (µg/L)	DIPE (µg/L)	ETBE (µg/L)	TAME (µg/L)
GMW-O-19	12/22/10	Blaine Tech	<50	-----	<0.50	<0.50	<0.50	<0.50	<0.50	<0.50	<10	<1	<1	<1
GMW-O-19	01/11/11	Blaine Tech	<50	-----	<0.50	<0.50	<0.50	<0.50	<0.50	<0.50	<10	<1	<1	<1
GMW-O-19	02/24/11	Blaine Tech	<50	-----	<0.50	<0.50	<0.50	<0.50	<0.50	<0.50	<10	<1	<1	<1
GMW-O-19	03/23/11	Blaine Tech	<50	-----	<0.50	<0.50	<0.50	<0.50	<0.50	<0.50	<10	<1	<1	<1
GMW-O-19	04/12/11	Blaine Tech	<50	-----	<0.50	<0.50	<0.50	<0.50	<0.50	<0.50	<10	<1	<1	<1
GMW-O-19	05/13/11	Blaine Tech	<50	-----	<0.50	<0.50	<0.50	<0.50	<0.50	<0.50	<10	<1	<1	<1
GMW-O-19	06/22/11	Blaine Tech	<50	-----	<0.50	<0.50	<0.50	<0.50	<0.50	<0.50	<10	<1	<1	<1
GMW-O-19	07/11/11	CH2M Hill	<50	-----	<0.50	<0.50	<0.50	<0.50	<0.50	<0.50	<10	<1	<1	<1
GMW-O-19	08/19/11	CH2M Hill	<50	-----	<0.50	<0.50	<0.50	<0.50	<0.50	<0.50	<10	<1	<1	<1
GMW-O-19	09/22/11	CH2M Hill	<50	-----	<0.50	<0.50	<0.50	<0.50	<0.50	<0.50	<10	<1	<1	<1
GMW-O-19	10/11/11	CH2M Hill	<50	-----	<0.50	<0.50	<0.50	<0.50	<0.50	<0.50	<10	<1	<1	<1
GMW-O-19	11/28/11	CH2M Hill	<50	-----	<0.50	<0.50	<0.50	<0.50	<0.50	<0.50	<10	<1	<1	<1
GMW-O-19	12/21/11	CH2M Hill	<50	-----	<0.50	<0.50	<0.50	<0.50	<0.50	<0.50	<10	<1	<1	<1
GMW-O-19	01/10/12	CH2M Hill	<50	-----	<0.50	<0.50	<0.50	<0.50	<0.50	<0.50	<10	<1	<1	<1
GMW-O-19	02/23/12	CH2M HILL	<50	-----	<0.50	<0.50	<0.50	<0.50	<0.50	<0.50	<10	<1	<1	<1
GMW-O-19	03/28/12	CH2M HILL	<50	<50	<0.50	<0.50	<0.50	<0.50	<0.50	<0.50	<10	<1	<1	<1
GMW-O-19	04/17/12	CH2M Hill	<50	<50	<0.50	<0.50	<0.50	<0.50	<0.50	<0.50	<10	<1	<1	<1
GMW-O-19	05/25/12	CH2M HILL	<50	<50	<0.50	<0.50	<0.50	<0.50	<0.50	<0.50	<10	<1	<1	<1
GMW-O-19	06/15/12	CH2M HILL	<50	<50	<0.50	<0.50	<0.50	<0.50	<0.50	<0.50	<10	<1	<1	<1
GMW-O-19	07/10/12	CHHL	<50	<50	<0.50	<0.50	<0.50	<0.50	<0.50	<0.50	<10	<1	<1	<1
GMW-O-19	08/29/12	CHHL	<50	<50	<0.50	<0.50	<0.50	<0.50	<0.50	<0.50	<10	<1	<1	<1
GMW-O-19	09/26/12	CHHL	<50	<50	<0.50	<0.50	<0.50	<0.50	<0.50	<0.50	<10	<1	<1	<1
GMW-O-19	10/16/12	CHHL	<50	<50	<0.50	<0.50	<0.50	<0.50	<0.50	<0.50	<10	<1	<1	<1
GMW-O-19	11/29/12	CHHL	<50	<50	<0.50	<0.50	<0.50	<0.50	<0.50	<0.50	**70**	<1	<1	<1
GMW-O-19	12/26/12	CHHL	<50	<50	<0.50	<0.50	<0.50	**0.52**	<0.50	<0.50	<10	<1	<1	<1
GMW-O-19	01/15/13	CHHL	<50	<50	<0.50	<0.50	<0.50	<0.50	<0.50	<0.50	<10	<1	<1	<1
GMW-O-19	02/20/13	CHHL	<50	<50	<0.50	<0.50	<0.50	<0.50	<0.50	<0.50	<10	<1	<1	<1
GMW-O-19	04/09/13	CHHL	<50	<50	<0.50	<0.50	<0.50	<0.50	<0.50	<0.50	<10	<1	<1	<1
GMW-O-19	10/09/13	CHHL	**110**	<50	<0.50	<0.50	<0.50	<0.50	<0.50	<0.50	<10	<1	<1	<1
GMW-O-19	04/15/14	CHHL	<50	<50	<0.50	<0.50	<0.50	<0.50	<0.50	<0.50	<10	<1	<1	<1
GMW-O-19	10/29/14	BT for CH2MHill	<50	<50	<0.50	<0.50	<0.50	<0.50	<0.50	<0.50	<10	<1.0	<1.0	<1.0
GMW-O-19	04/22/15	BT for CH2MHill	<50	<50	<0.50	<0.50	<0.50	<0.50	<0.50	<0.50	<10	<1.0	<1.0	<1.0
GMW-O-19	10/22/15	BT for CH2MHill	<50	<50	<0.50	<0.50	<0.50	<0.50	<0.50	<0.50	<10	<1.0	<1.0	<1.0
GMW O 19	04/14/16	BT for CH2MHill	<50	<50	<0.50	<0.50	<0.50	<0.50	<0.50	<0.50	<10	<1.0	<1.0	<1.0
GMW-O-19	10/05/16	BT for CH2MHill	<50	<50	<0.50	<0.50	<0.50	<0.50	<0.50	<0.50	<10	<1.0	<1.0	<1.0
GMW-O-19	04/18/17	BT for CH2MHill	**52**	<50	**2.2**	**2.8**	<0.50	**11**	<0.50	<0.50	<10	<1.0	<1.0	<1.0
GMW-O-19	10/04/17	BT for CH2MHill	<50	<50	<0.50	<0.50	<0.50	<0.50	<0.50	<0.50	<10	<1.0	<1.0	<1.0
GMW-O-19	04/18/18	BT for Jacobs	<50	<50	<0.50	<0.50	<0.50	<0.50	<0.50	<0.50	<10	<1	<1	<1
GMW-O-19	11/08/18	BT for Jacobs	<50	<50	<0.50	<0.50	<0.50	<0.50	<0.50	<0.50	<10	<1.0	<1.0	<1.0
GMW-O-19	04/19/19	BT for Jacobs	<50	**530**	<0.50	<0.50	<0.50	<0.50	<0.50	<0.50	<10	<1	<1	<1
GMW-O-19	10/31/19	BT for Jacobs	<50	**110**	<0.50	<0.50	<0.50	<0.50	<0.50	<0.50	<10	<1.0	<1.0	<1.0
GMW-O-19	05/08/20	BT for Jacobs	<50	<50	<0.50	<0.50	<0.50	<0.50	<0.50	<0.50	<10	<1.0	<1.0	<1.0
GMW-O-19	11/05/20	BT for Jacobs	<50	<50	<0.50	<0.50	<0.50	<0.50	<0.50	<0.50	<10	<1.0	<1.0	<1.0
GMW-O-19	05/06/21	BT for Jacobs	<50	<50	<0.50	<0.50	<0.50	<0.50	<0.50	<0.50	<10	<1.0	<1.0	<1.0
GMW-O-19	11/03/21	BT for Jacobs	<50	<50	<0.50	<0.50	<0.50	<0.50	<0.50	<0.50	<10	<1.0	<1.0	<1.0
GMW-O-19	05/11/22	BT for Jacobs	<50	<50	<0.50	<0.50	<0.50	<0.50	<0.50	<0.50	<10	<1.0	<1.0	<1.0
GMW-O-19	11/02/22	BT for Jacobs	<50	<50	<0.50	<0.50	<0.50	<0.50	<0.50	<0.50	<10	<1.0	<1.0	<1.0
GMW-O-20	10/05/10	Blaine Tech	**46,000**	-----	**17,000**	**390**	**680**	**2,700**	<200	<100	<2,000	<200	<200	<200
GMW-O-20	04/13/11	Blaine Tech	**42,000**	-----	**12,000**	**170**	**580**	**400**	<200	<100	<2,000	<200	<200	<200
GMW-O-20	10/13/11	CH2M Hill	**34,000**	-----	**6,300**	**460**	**240**	**850**	<100	<50	<1,000	<100	<100	<100
GMW-O-20	04/20/12	CH2M Hill	**48,000**	**230,000**	**11,000**	**520**	**350**	**2,500**	<100	<50	<1,000	<100	<100	<100

APPENDIX D

HISTORICAL ANALYTICAL RESULTS FOR TPH, BTEX COMPOUNDS, 1,2-DCA, AND FUEL OXYGENATES IN GROUNDWATER, NOVEMBER 1996 THROUGH NOVEMBER 2022

Defense Fuel Support Point Norwalk

15306 Norwalk Boulevard, Norwalk, California 90650

Well	Date	Sampled By	TPH-g (µg/L)	TPH-d (µg/L)	Benzene (µg/L)	Toluene (µg/L)	Ethyl-benzene (µg/L)	Xylenes (µg/L)	1,2-DCA (µg/L)	MTBE (µg/L)	TBA (µg/L)	DIPE (µg/L)	ETBE (µg/L)	TAME (µg/L)
GMW-O-20	10/19/12	CHHL	**36,000**	**340,000**	**6,100**	**1,000**	**360**	**2,700**	<50	<25	<500	<50	<50	<50
GMW-O-20	10/07/16	BT for CH2MHill	**35,000**	**95,000**	**2,700**	**930**	**230**	**4,200**	<40	**38**	<400	<40	<40	<40
GMW-O-20	04/21/17	BT for CH2MHill	**2,900**	**5,900**	**850**	**14**	**24**	**85**	<10	**24**	<200	<10	<10	<10
GMW-O-20	10/06/17	BT for CH2MHill	**6,500**	**21,000**	**460**	**16**	**36**	**290**	<4.0	**7.4**	<40	**10**	<4.0	<4.0
GMW-O-20	05/15/18	BT for Jacobs	**82**	**340**	**2.7**	<0.50	<0.50	**3.2**	<0.50	**4.6**	**10**	**4.1**	<1	<1
GMW-O-20	11/08/18	BT for Jacobs	**1,300**	**2,700**	**86**	**3.6**	**2.7**	**31**	<1.0	**5.2**	**22**	**6.9**	<1.0	<1.0
GMW-O-20	04/23/19	BT for Jacobs	**1,200**	**1,400**	**240**	**7.2**	**27**	**59**	<2	**22**	**42**	**14**	<2	<2
GMW-O-20	05/06/20	BT for Jacobs	**1,600**	**5,100**	**56**	**1.4**	**5.0**	**70**	<1.0	**3.8**	**110**	**5.1**	<1.0	<1.0
GMW-O-20	11/09/20	BT for Jacobs	**400**	**850**	**51**	**1.3**	**0.51**	**1.4**	<0.50	**17**	**18**	**14**	<1.0	<1.0
GMW-O-20	05/04/21	BT for Jacobs	**640**	**530**	**200**	**1.4**	**6.2**	**1.5**	<2.0	**8.8**	<20	**12**	<2.0	<2.0
GMW-O-20	11/05/21	BT for Jacobs	**96**	**1,000**	**1.5**	<0.50	<0.50	**0.64**	<0.50	**9.9**	**120**	**12**	<1.0	<1.0
GMW-O-20	05/12/22	BT for Jacobs	**320**	**1,400**	<0.50	<0.50	<0.50	**0.69**	<1.0	**1.3**	**25**	**2.4**	<1.0	<1.0
GMW-O-21	10/07/03	Secor	**47,000**	-----	**15,000**	**5,200**	**500**	**3,160**	<100	**5,200**	-----	-----	-----	**-----**
GMW-O-21	10/08/10	Blaine Tech	**66,000**	-----	**19,000**	**8,200**	**1,200**	**3,800**	<200	<100	<2,000	<200	<200	<200
GMW-O-21	04/29/11	Blaine Tech	**18,000**	-----	**7,400**	**2,400**	**190**	**1,940**	<50	**95**	<500	**86**	<50	<50
GMW-O-21	10/14/11	CH2M Hill	**31,000**	-----	**8,300**	**4,100**	**290**	**2,400**	<100	**51**	<1,000	<100	<100	<100
GMW-O-21	04/19/12	CH2M Hill	**32,000**	**1,200**	**11,000**	**4,400**	**230**	**3,000**	<100	<50	<1,000	<100	<100	<100
GMW-O-21	10/19/12	CHHL	**1,200**	**880**	**370**	**71**	**4.8**	**66**	<2	**3.2**	**96**	**8.7**	<2	<2
GMW-O-21	10/07/16	BT for CH2MHill	**18,000**	**2,000**	**2,900**	**21**	**280**	**1,600**	<40	<20	<400	<40	<40	<40
GMW-O-21	04/21/17	BT for CH2MHill	**3,100**	**1,100**	**55**	**5.7**	**11**	**180**	<2	<1	<20	<2	<2	<2
GMW-O-21	10/06/17	BT for CH2MHill	**9,700**	**750**	**4,300**	<20	**22**	<20	<40	<20	<400	**52**	<40	<40
GMW-O-21	04/20/18	BT for Jacobs	**2,000**	**2,100**	**1,000**	**6.8**	**8.9**	<5	<10	<5	<100	**15**	<10	<10
GMW-O-21	11/09/18	BT for Jacobs	<8,000	**2,400**	**4,300**	<40	<40	<40	<80	<40	<800	<80	<80	<80
GMW-O-21	04/18/19	BT for Jacobs	**140**	**64**	**14**	**0.64**	**0.72**	<0.50	<0.50	**5.9**	**13**	**15**	<1	<1
GMW-O-21	11/01/19	BT for Jacobs	**7,600**	**1,100**	**3,900**	**12**	**120**	**79**	<20	<10	<200	**32**	<20	<20
DUP-4 (GMW-O-21)	11/01/19	BT for Jacobs	**7,000**	**1,200**	**3,500**	**11**	**120**	**83**	<20	<10	<200	**29**	<20	<20
GMW-O-21	05/06/20	BT for Jacobs	<50	**64**	<0.50	<0.50	<0.50	**0.54**	<0.50	<0.50	<10	<1.0	<1.0	<1.0
GMW-O-21	11/09/20	BT for Jacobs	**4,900**	**730**	**2,300**	<10	**31**	**16**	<20	<10	<200	**26**	<20	<20
GMW-O-21	05/05/21	BT for Jacobs	**4,100**	**1,700**	**1,100**	**10**	**8.2**	**20**	<10	<5.0	<100	<10	<10	<10
GMW-O-21	11/05/21	BT for Jacobs	<100	**310**	**3.2**	<0.50	<0.50	<0.50	<1.0	**9.8**	**18**	**16**	<1.0	<1.0
GMW-O-21	05/12/22	BT for Jacobs	<50	**120**	<0.50	<0.50	<0.50	<0.50	<0.50	**5.7**	<10	**1.5**	<1.0	<1.0
GMW-O-21	11/04/22	BT for Jacobs	<50	**76**	<0.50	<0.50	<0.50	<0.50	<1.0	<0.50	<10	<1.0	<1.0	<1.0
GMW-O-23	10/08/10	Blaine Tech	**120,000**	-----	**22,000**	**21,000**	**1,800**	**8,100**	<200	**2,600**	<2,000	<200	<200	<200
GMW-O-23	04/13/11	Blaine Tech	**75,000**	-----	**15,000**	**13,000**	**850**	**5,800**	<200	**1,700**	<2,000	<200	<200	<200
GMW-O-23	10/13/11	CH2M Hill	**65,000**	-----	**16,000**	**11,000**	**540**	**3,800**	<200	**1,500**	<2,000	<200	<200	<200
GMW-O-23	10/19/12	CHHL	**29,000**	**31,000**	**7,000**	**5,000**	**130**	**1,900**	<100	**400**	<1,000	<100	<100	<100
GMW-O-23	10/07/16	BT for CH2MHill	**2,800**	**170,000**	**15**	<4.0	**9.3**	**110**	<8.0	**5.0**	<80	<8.0	<8.0	<8.0
GMW-O-23	04/21/17	BT for CH2MHill	**1,600**	**1,300**	**11**	**3.6**	**1.6**	**220**	<2	**4.0**	<20	**3.5**	<2	<2
GMW-O-23	10/06/17	BT for CH2MHill	<50	**1,300**	**0.78**	<0.50	**0.60**	**2.1**	<0.50	**0.99**	**24**	**4.9**	<1.0	<1.0
GMW-O-23	04/20/18	BT for Jacobs	**110**	**1,200**	**0.99**	<0.50	<0.50	<0.50	<1	**5.6**	**120**	**30**	<1	<1
GMW-O-23	11/08/18	BT for Jacobs	**78**	**1,500**	**0.59**	<0.50	<0.50	<0.50	<0.50	**1.2**	**30**	**13**	<1.0	<1.0
DUP-3 (GMW-O-23)	11/08/18	BT for Jacobs	**57**	**730**	**1.1**	<0.50	<0.50	<0.50	<0.50	**1.2**	**22**	**10**	<1.0	<1.0
GMW-O-23	04/18/19	BT for Jacobs	<100	**1,500**	<0.50	<0.50	<0.50	<0.50	<1	**0.94**	**140**	**27**	<1	<1
GMW-O-23	05/06/20	BT for Jacobs	<100	**660**	<0.50	<0.50	<0.50	<0.50	<1.0	**1.5**	**41**	**25**	<1.0	<1.0
GMW-O-23	11/06/20	BT for Jacobs	**100**	**550**	<0.50	<0.50	<0.50	<0.50	<0.50	**2.4**	**75**	**33**	<1.0	<1.0
GMW-O-23	05/04/21	BT for Jacobs	**110**	**340**	<0.50	<0.50	<0.50	<0.50	<0.50	**9.4**	**40**	**37**	<1.0	<1.0
GMW-O-23	11/05/21	BT for Jacobs	<50	**140**	<0.50	<0.50	<0.50	<0.50	<0.50	**3.5**	<10	**9.5**	<1.0	<1.0
GMW-O-23	05/12/22	BT for Jacobs	<50	**110**	<0.50	<0.50	<0.50	<0.50	<0.50	**2.0**	**16**	**2.9**	<1.0	<1.0
GMW-O-24	10/16/12	CHHL	<50	<50	<0.50	<0.50	<0.50	<0.50	<0.50	**0.99**	<10	<1	<1	<1

APPENDIX D

HISTORICAL ANALYTICAL RESULTS FOR TPH, BTEX COMPOUNDS, 1,2-DCA, AND FUEL OXYGENATES IN GROUNDWATER, NOVEMBER 1996 THROUGH NOVEMBER 2022

Defense Fuel Support Point Norwalk

15306 Norwalk Boulevard, Norwalk, California 90650

Well	Date	Sampled By	TPH-g (µg/L)	TPH-d (µg/L)	Benzene (µg/L)	Toluene (µg/L)	Ethyl-benzene (µg/L)	Xylenes (µg/L)	1,2-DCA (µg/L)	MTBE (µg/L)	TBA (µg/L)	DIPE (µg/L)	ETBE (µg/L)	TAME (µg/L)
GMW-O-24	04/09/13	CHHL	<50	<50	<0.50	<0.50	<0.50	<0.50	<0.50	**4.2**	<10	<1	<1	<1
GMW-O-24	10/23/13	CHHL	<50	<50	<0.50	<0.50	<0.50	<0.50	<0.50	**1.2**	<10	<1	<1	<1
GMW-O-24	04/15/14	CHHL	<50	<50	<0.50	<0.50	<0.50	<0.50	<0.50	<0.50	<10	<1	<1	<1
GMW-O-24	10/29/14	BT for CH2MHill	<50	<50	<0.50	<0.50	<0.50	<0.50	<0.50	<0.50	<10	<1.0	<1.0	<1.0
GMW-O-24	10/29/14	BT for CH2MHill	<50	<50	<0.50	<0.50	<0.50	<0.50	<0.50	<0.50	<10	<1.0	<1.0	<1.0
GMW-O-24	04/23/15	BT for CH2MHill	<50	**74**	**0.70**	<0.50	<0.50	**0.97**	<0.50	**0.50**	**20**	<1.0	<1.0	<1.0
GMW-O-24	04/23/15	BT for CH2MHill	<50	<50	**0.64**	<0.50	<0.50	**0.98**	<0.50	<0.50	**16**	<1.0	<1.0	<1.0
GMW-O-24	06/30/15	BT for CH2MHill	<50	<50	<0.50	<0.50	<0.50	<0.50	<0.50	**0.76**	<10	<1.0	<1.0	<1.0
GMW-O-24	10/21/15	BT for CH2MHill	<50	<50	<0.50	<0.50	<0.50	<0.50	<0.50	<0.50	<10	<1.0	<1.0	<1.0
GMW-O-24	10/21/15	BT for CH2MHill	<50	<50	<0.50	<0.50	<0.50	<0.50	<0.50	<0.50	<10	<1.0	<1.0	<1.0
GMW O 24	04/12/16	BT for CH2MHill	<50	<50	<0.50	<0.50	<0.50	<0.50	<0.50	<0.50	<10	<1.0	<1.0	<1.0
DUP-1 (GMW O 24)	04/12/16	BT for CH2MHill	<50	<50	<0.50	<0.50	<0.50	<0.50	<0.50	<0.50	<10	<1.0	<1.0	<1.0
GMW-O-24	10/04/16	BT for CH2MHill	<50	<50	<0.50	<0.50	<0.50	<0.50	<0.50	<0.50	<10	<1.0	<1.0	<1.0
DUP-1 (GMW-O-24)	10/04/16	BT for CH2MHill	<50	<50	<0.50	<0.50	<0.50	<0.50	<0.50	<0.50	<10	<1.0	<1.0	<1.0
GMW-O-24	04/21/17	BT for CH2MHill	<50	<50	**0.80**	<0.50	<0.50	<0.50	<0.50	<0.50	<10	<1.0	<1.0	<1.0
DUP-3 (GMW-O-24)	04/21/17	BT for CH2MHill	<50	<50	<0.50	<0.50	<0.50	<0.50	<0.50	<0.50	<10	<1.0	<1.0	<1.0
GMW-O-24	10/04/17	BT for CH2MHill	<50	<50	<0.50	<0.50	<0.50	<0.50	<0.50	<0.50	<10	<1.0	<1.0	<1.0
GMW-O-24	04/18/18	BT for Jacobs	<50	**59**	<0.50	<0.50	<0.50	<0.50	<0.50	<0.50	<10	<1	<1	<1
GMW-O-24	04/18/19	BT for Jacobs	<50	<50	<0.50	<0.50	<0.50	<0.50	<0.50	<0.50	<10	<1	<1	<1
GMW-O-24	05/05/21	BT for Jacobs	<50	<50	<0.50	<0.50	<0.50	<0.50	<0.50	<0.50	<10	<1.0	<1.0	<1.0
GMW-O-24	11/04/21	BT for Jacobs	<50	<50	<0.50	<0.50	<0.50	<0.50	<0.50	<0.50	<10	<1.0	<1.0	<1.0
GMW-O-24	05/11/22	BT for Jacobs	<50	<50	<0.50	<0.50	<0.50	<0.50	<0.50	<0.50	<10	<1.0	<1.0	<1.0
GMW-O-24	11/03/22	BT for Jacobs	<50	<50	<0.50	<0.50	<0.50	<0.50	<0.50	<0.50	<10	<1.0	<1.0	<1.0
GMW-SF-7	11/25/96	Terra Services	-----	-----	<0.50	<0.50	<0.50	**5.8**	<0.50	<5	-----	-----	-----	-----
GMW-SF-7	07/11/97	Terra Services	<100	<500	<0.50	<0.50	<0.50	<1	<0.50	**8.7**	-----	-----	-----	-----
GMW-SF-7	01/02/98	Terra Services	<100	<500	<0.50	<0.50	<0.50	<1.5	<0.50	<5	-----	-----	-----	-----
GMW-SF-7	05/19/98	Terra Services	<300	-----	<0.50	<0.50	<0.50	<1	<0.50	<0.50	-----	-----	-----	-----
GMW-SF-7	11/11/98	Alton Geoscience	<300	-----	**0.96**	<0.50	**0.50**	**1.3**	<0.50	<0.50	-----	-----	-----	-----
GMW-SF-7	05/07/99	Alton Geoscience	<500	<500	**1.0**	**4.1**	<0.50	**1.8**	<1	**1.3**	-----	-----	-----	-----
GMW-SF-7	11/18/99	Secor	**350**	-----	<0.50	<0.50	<0.50	<0.50	<0.50	**200**	-----	-----	-----	-----
GMW-SF-7	05/17/00	Secor	<300	-----	<0.50	<0.50	<0.50	<0.50	<0.50	<0.50	-----	-----	-----	-----
GMW-SF-7	11/29/00	Secor	<300	-----	<0.50	<0.50	<0.50	<0.50	<0.50	<0.50	-----	-----	-----	-----
GMW-SF-7	05/08/01	Secor	<300	-----	<0.50	<0.50	<0.50	<0.50	<0.50	<0.50	-----	-----	-----	-----
GMW-SF-7	11/06/01	Secor	<300	-----	<0.50	<0.50	<0.50	<0.50	<0.50	<0.50	-----	-----	-----	-----
GMW-SF-7	02/01/02	Secor	-----	-----	<0.50	<0.50	<0.50	<0.50	<0.50	<0.50	-----	-----	-----	-----
GMW-SF-7	04/10/02	Secor	<300	-----	<0.50	<0.50	<0.50	<0.50	<0.50	**1.9**	-----	-----	-----	-----
GMW-SF-7	10/22/02	Secor	<300	-----	<0.50	<0.50	<0.50	<0.50	<0.50	**2.5**	-----	-----	-----	-----
GMW-SF-7	01/29/03	Secor	<300	-----	<0.50	<0.50	<0.50	<0.50	<0.50	**4.1**	-----	-----	-----	-----
GMW-SF-7	04/09/03	Secor	<50	-----	<0.50	<0.50	<0.50	<0.50	<0.50	**0.73**	-----	-----	-----	-----
GMW-SF-7	07/30/03	Secor	<50	-----	<0.50	<0.50	<0.50	<0.50	<0.50	<0.50	-----	-----	-----	-----
GMW-SF-7	10/06/03	Secor	<50	-----	<0.50	<0.50	<0.50	<0.50	<0.50	<0.50	-----	-----	-----	-----
GMW-SF-7	01/28/04	Secor	<50	-----	<0.50	<0.50	<0.50	<0.50	<0.50	<0.50	-----	-----	-----	-----
GMW-SF-7	04/20/04	Secor	<50	-----	<0.50	<0.50	<0.50	<0.50	<0.50	**32**	-----	-----	-----	-----
GMW-SF-7	07/19/04	Secor	**550**	-----	<1	<1	<1	<1	<2	**680**	-----	-----	-----	-----
GMW-SF-7	11/02/04	Secor	**220**	-----	<0.50	<0.50	<0.50	<0.50	<0.50	**340**	-----	-----	-----	-----
GMW-SF-7	02/02/05	Secor	<50	-----	<0.50	<0.50	<0.50	<0.50	<0.50	<0.50	-----	-----	-----	-----
GMW-SF-7	05/04/05	Secor	<50	-----	<0.50	<0.50	<0.50	<0.50	<0.50	<0.50	-----	-----	-----	-----
GMW-SF-7	08/02/05	Secor	<50	-----	<0.50	<0.50	<0.50	<0.50	<0.50	<0.50	-----	-----	-----	-----
GMW-SF-7	11/01/05	Secor	<50	-----	<0.50	<0.50	<0.50	<0.50	<0.50	<0.50	-----	-----	-----	-----
GMW-SF-7	02/27/06	Secor	<50	-----	<0.50	<0.50	<0.50	<0.50	<0.50	<0.50	-----	-----	-----	-----
GMW-SF-7	05/02/06	Secor	<50	-----	<0.50	<0.50	<0.50	<0.50	<0.50	<0.50	-----	-----	-----	-----

APPENDIX D

HISTORICAL ANALYTICAL RESULTS FOR TPH, BTEX COMPOUNDS, 1,2-DCA, AND FUEL OXYGENATES IN GROUNDWATER, NOVEMBER 1996 THROUGH NOVEMBER 2022

Defense Fuel Support Point Norwalk

15306 Norwalk Boulevard, Norwalk, California 90650

Well	Date	Sampled By	TPH-g (µg/L)	TPH-d (µg/L)	Benzene (µg/L)	Toluene (µg/L)	Ethyl-benzene (µg/L)	Xylenes (µg/L)	1,2-DCA (µg/L)	MTBE (µg/L)	TBA (µg/L)	DIPE (µg/L)	ETBE (µg/L)	TAME (µg/L)
GMW-SF-7	09/18/06	Secor	<50	-----	<0.50	<0.50	<0.50	<0.50	<0.50	<0.50	-----	-----	-----	-----
GMW-SF-7	12/05/06	Secor	<50	-----	<0.50	<0.50	<0.50	<0.50	<0.50	<0.50	-----	-----	-----	-----
GMW-SF-7	03/13/07	Secor	<50	-----	<0.50	<0.50	<0.50	<0.50	<0.50	<0.50	-----	-----	-----	-----
GMW-SF-7	05/05/07	Secor	<50	-----	<0.50	<0.50	<0.50	<0.50	<0.50	<0.50	-----	-----	-----	-----
GMW-SF-7	08/30/07	Secor	<50	-----	<0.50	<0.50	<0.50	<0.50	<0.50	<0.50	-----	-----	-----	-----
GMW-SF-7	11/13/07	Secor	<50	-----	<0.50	<0.50	<0.50	<0.50	<0.50	<0.50	-----	-----	-----	-----
GMW-SF-7	04/16/08	Secor	<50	-----	<0.50	<0.50	<0.50	<0.50	<0.50	<0.50	-----	-----	-----	-----
GMW-SF-7	10/14/08	Stantec	<50	-----	<0.50	<0.50	<0.50	<0.50	<0.50	<0.50	-----	-----	-----	-----
GMW-SF-7	04/22/09	Blaine Tech for AMEC	<50	-----	<0.50	<0.50	<0.50	<0.50	<0.50	<0.50	<10	<1	<1	<1
GMW-SF-7	10/21/09	Blaine Tech	<50	-----	<0.50	<0.50	<0.50	<0.50	<0.50	<0.50	<10	<1	<1	<1
GMW-SF-7	05/26/10	Blaine Tech	<50	-----	<0.50	<0.50	<0.50	<0.50	<0.50	<0.50	<10	<1	<1	<1
GMW-SF-7	10/06/10	Blaine Tech	<50	-----	<0.50	<0.50	<0.50	<0.50	<0.50	<0.50	<10	<1	<1	<1
GMW-SF-7	04/12/11	Blaine Tech	<50	-----	<0.50	<0.50	<0.50	<0.50	<0.50	<0.50	<10	<1	<1	<1
GMW-SF-7	10/11/11	CH2M Hill	<50	-----	<0.50	<0.50	<0.50	<0.50	<0.50	<0.50	<10	<1	<1	<1
GMW-SF-7	04/17/12	CH2M Hill	<50	<50	<0.50	<0.50	<0.50	<0.50	<0.50	<0.50	<10	<1	<1	<1
GMW-SF-7	10/16/12	CHHL	<50	<50	<0.50	<0.50	<0.50	<0.50	<0.50	<0.50	<10	<1	<1	<1
GMW-SF-7	04/10/13	CHHL	<50	<50	<0.50	<0.50	<0.50	<0.50	<0.50	<0.50	<10	<1	<1	<1
GMW-SF-7	10/09/13	CHHL	<50	<50	<0.50	<0.50	<0.50	**1.1**	<0.50	<0.50	<10	<1	<1	<1
GMW-SF-7	04/15/14	CHHL	<50	<50	<0.50	<0.50	<0.50	<0.50	<0.50	<0.50	<10	<1	<1	<1
GMW-SF-7	10/29/14	BT for CH2MHill	<50	<50	<0.50	<0.50	<0.50	<0.50	<0.50	<0.50	<10	<1.0	<1.0	<1.0
GMW-SF-7	04/22/15	BT for CH2MHill	<50	<50	<0.50	<0.50	<0.50	<0.50	<0.50	<0.50	**81**	<1.0	<1.0	<1.0
GMW-SF-7	10/21/15	BT for CH2MHill	<50	<50	<0.50	<0.50	<0.50	<0.50	<0.50	<0.50	<10	<1.0	<1.0	<1.0
GMW SF 7	04/13/16	BT for CH2MHill	<50	<50	<0.50	<0.50	<0.50	<0.50	<0.50	<0.50	<10	<1.0	<1.0	<1.0
GMW-SF-7	10/05/16	BT for CH2MHill	<50	<50	<0.50	<0.50	<0.50	<0.50	<0.50	<0.50	<10	<1.0	<1.0	<1.0
GMW-SF-7	04/18/17	BT for CH2MHill	<50	<50	<0.50	<0.50	<0.50	<0.50	<0.50	<0.50	<10	<1.0	<1.0	<1.0
GMW-SF-7	10/04/17	BT for CH2MHill	<50	<50	<0.50	<0.50	<0.50	<0.50	<0.50	<0.50	<10	<1.0	<1.0	<1.0
GMW-SF-7	04/18/18	BT for Jacobs	<50	<50	<0.50	<0.50	<0.50	<0.50	<0.50	<0.50	<10	<1	<1	<1
GMW-SF-7	11/08/18	BT for Jacobs	<50	<50	<0.50	<0.50	<0.50	<0.50	<0.50	<0.50	<10	<1.0	<1.0	<1.0
GMW-SF-7	04/18/19	BT for Jacobs	<50	<50	<0.50	<0.50	<0.50	<0.50	<0.50	<0.50	<10	<1	<1	<1
GMW-SF-7	10/29/19	BT for Jacobs	<50	<50	<0.50	<0.50	<0.50	<0.50	<0.50	<0.50	<10	<1.0	<1.0	<1.0
GMW-SF-7	05/07/20	BT for Jacobs	<50	<50	<0.50	<0.50	<0.50	<0.50	<0.50	<0.50	<10	<1.0	<1.0	<1.0
GMW-SF-7	11/04/20	BT for Jacobs	<50	<50	<0.50	<0.50	<0.50	<0.50	<0.50	<0.50	<10	<1.0	<1.0	<1.0
GMW-SF-7	05/04/21	BT for Jacobs	<50	<50	<0.50	<0.50	<0.50	<0.50	<0.50	<0.50	<10	<1.0	<1.0	<1.0
GMW-SF-7	11/02/21	BT for Jacobs	<50	<50	<0.50	<0.50	<0.50	<0.50	<0.50	<0.50	<10	<1.0	<1.0	<1.0
GMW-SF-7	05/11/22	BT for Jacobs	<50	<50	<0.50	<0.50	<0.50	<0.50	<0.50	<0.50	<10	<1.0	<1.0	<1.0
GMW-SF-8	11/22/96	Terra Services	<100	<500	**4.5**	<1	<1	<3	<1	**920**	-----	-----	-----	-----
GMW-SF-8	07/11/97	Terra Services	<100	<500	<0.50	<0.50	<0.50	<1	<0.50	**140**	-----	-----	-----	-----
GMW-SF-8	01/06/98	Terra Services	<100	<500	**4.1**	<0.50	<0.50	<1.5	<0.50	**450**	-----	-----	-----	-----
GMW-SF-8	05/22/98	Terra Services	<300	-----	<0.50	<0.50	<0.50	<1	<1	**0.90**	-----	-----	-----	-----
GMW-SF-8	11/12/98	Alton Geoscience	<300	-----	<0.50	<0.50	<0.50	<0.50	<0.50	**40**	-----	-----	-----	-----
GMW-SF-8	05/07/99	Alton Geoscience	<500	<500	<0.50	<0.50	<0.50	<0.50	<1	**4.8**	-----	-----	-----	-----
GMW-SF-8	11/18/99	Secor	**660**	-----	<0.50	<0.50	<0.50	<0.50	<0.50	**800**	-----	-----	-----	-----
GMW-SF-8	05/17/00	Secor	<300	-----	<0.50	<0.50	<0.50	<0.50	<0.50	**42**	-----	-----	-----	-----
GMW-SF-8	11/30/00	Secor	<300	-----	<0.50	<0.50	<0.50	<0.50	<0.50	**220**	-----	-----	-----	-----
GMW-SF-8	05/08/01	Secor	<300	-----	<0.50	<0.50	<0.50	<0.50	<0.50	**20**	-----	-----	-----	-----
GMW-SF-8	11/06/01	Secor	<300	-----	<0.50	<0.50	<0.50	<0.50	<0.50	**260**	-----	-----	-----	-----
GMW-SF-8	04/10/02	Secor	<300	-----	<0.50	<0.50	<0.50	<0.50	<0.50	**3.8**	-----	-----	-----	-----
GMW-SF-8	10/22/02	Secor	<300	-----	<0.50	<0.50	<0.50	<0.50	<0.50	**5.2**	-----	-----	-----	-----
GMW-SF-8	01/29/03	Secor	<300	-----	<0.50	<0.50	<0.50	<0.50	<0.50	**1.5**	-----	-----	-----	-----
GMW-SF-8	04/09/03	Secor	<50	-----	<0.50	<0.50	<0.50	<0.50	<0.50	**6.5**	-----	-----	-----	-----
GMW-SF-8	07/30/03	Secor	<50	-----	<0.50	<0.50	<0.50	<0.50	<0.50	<0.50	-----	-----	-----	-----

APPENDIX D

HISTORICAL ANALYTICAL RESULTS FOR TPH, BTEX COMPOUNDS, 1,2-DCA, AND FUEL OXYGENATES IN GROUNDWATER, NOVEMBER 1996 THROUGH NOVEMBER 2022

Defense Fuel Support Point Norwalk

15306 Norwalk Boulevard, Norwalk, California 90650

Well	Date	Sampled By	TPH-g (µg/L)	TPH-d (µg/L)	Benzene (µg/L)	Toluene (µg/L)	Ethyl-benzene (µg/L)	Xylenes (µg/L)	1,2-DCA (µg/L)	MTBE (µg/L)	TBA (µg/L)	DIPE (µg/L)	ETBE (µg/L)	TAME (µg/L)
GMW-SF-8	10/06/03	Secor	<50	-----	<0.50	<0.50	<0.50	<0.50	<0.50	<0.50	-----	-----	-----	-----
GMW-SF-8	01/27/04	Secor	<50	-----	<0.50	<0.50	<0.50	<0.50	<0.50	<0.50	-----	-----	-----	-----
GMW-SF-8	04/20/04	Secor	<50	-----	<0.50	<0.50	<0.50	<0.50	<0.50	<0.50	-----	-----	-----	-----
GMW-SF-8	07/19/04	Secor	<50	-----	<0.50	<0.50	<0.50	<0.50	<0.50	<0.50	-----	-----	-----	-----
GMW-SF-8	11/03/04	Secor	<50	-----	<0.50	<0.50	<0.50	<0.50	<0.50	<0.50	-----	-----	-----	-----
GMW-SF-8	02/02/05	Secor	<50	-----	<0.50	<0.50	<0.50	<0.50	<0.50	<0.50	-----	-----	-----	-----
GMW-SF-8	05/04/05	Secor	<50	-----	<0.50	<0.50	<0.50	<0.50	<0.50	<0.50	-----	-----	-----	-----
GMW-SF-8	08/01/05	Secor	<50	-----	<0.50	<0.50	<0.50	<0.50	<0.50	<0.50	-----	-----	-----	-----
GMW-SF-8	11/01/05	Secor	<50	-----	<0.50	<0.50	<0.50	<0.50	<0.50	<0.50	-----	-----	-----	-----
GMW-SF-8	02/27/06	Secor	<50	-----	<0.50	<0.50	<0.50	<0.50	<0.50	<0.50	-----	-----	-----	-----
GMW-SF-8	05/02/06	Secor	<50	-----	<0.50	<0.50	<0.50	<0.50	<0.50	<0.50	-----	-----	-----	-----
GMW-SF-8	09/18/06	Secor	<50	-----	<0.50	<0.50	<0.50	<0.50	<1	<0.50	-----	-----	-----	-----
GMW-SF-8	12/05/06	Secor	<50	-----	<0.50	<0.50	<0.50	<0.50	<0.50	<0.50	-----	-----	-----	-----
GMW-SF-8	05/04/07	Secor	<50	-----	<0.50	<0.50	<0.50	<0.50	<0.50	<0.50	-----	-----	-----	-----
GMW-SF-8	11/14/07	Secor	<50	-----	<0.50	<0.50	<0.50	<0.50	<0.50	<0.50	-----	-----	-----	-----
GMW-SF-8	04/16/08	Secor	<50	-----	<0.50	<0.50	<0.50	<0.50	<0.50	<0.50	-----	-----	-----	**-----**
GMW-SF-8	10/14/08	Stantec	<50	-----	<0.50	<0.50	<0.50	<0.50	<0.50	<0.50	-----	-----	-----	**-----**
GMW-SF-8	04/23/09	Blaine Tech for AMEC	<50	-----	<0.50	<0.50	<0.50	<0.50	<0.50	<0.50	<10	<1	<1	<1
GMW-SF-8	10/21/09	Blaine Tech	<50	-----	<0.50	<0.50	<0.50	<0.50	<0.50	<0.50	<10	<1	<1	<1
GMW-SF-8	05/26/10	Blaine Tech	<50	-----	<0.50	<0.50	<0.50	<0.50	<0.50	<0.50	<10	<1	<1	<1
GMW-SF-8	10/06/10	Blaine Tech	<50	-----	<0.50	<0.50	<0.50	<0.50	<0.50	<0.50	<10	<1	<1	<1
GMW-SF-8	04/12/11	Blaine Tech	<50	-----	<0.50	<0.50	<0.50	<0.50	<0.50	<0.50	<10	<1	<1	<1
GMW-SF-8	10/11/11	CH2M Hill	<50	-----	<0.50	<0.50	<0.50	<0.50	<0.50	<0.50	<10	<1	<1	<1
GMW-SF-8	04/17/12	CH2M Hill	<50	<50	<0.50	<0.50	<0.50	<0.50	<0.50	<0.50	<10	<1	<1	<1
GMW-SF-8	10/16/12	CHHL	<50	<50	<0.50	<0.50	<0.50	<0.50	<0.50	<0.50	<10	<1	<1	<1
GMW-SF-8	04/10/13	CHHL	<50	<50	<0.50	<0.50	<0.50	<0.50	<0.50	<0.50	<10	<1	<1	<1
GMW-SF-8	10/09/13	CHHL	<50	<50	<0.50	<0.50	<0.50	<0.50	<0.50	<0.50	<10	<1	<1	<1
GMW-SF-8	04/15/14	CHHL	<50	<50	<0.50	<0.50	<0.50	<0.50	<0.50	<0.50	<10	<1	<1	<1
GMW-SF-8	10/29/14	BT for CH2MHill	<50	<50	<0.50	<0.50	<0.50	<0.50	<0.50	<0.50	<10	<1.0	<1.0	<1.0
GMW-SF-8	04/22/15	BT for CH2MHill	<50	<50	<0.50	<0.50	<0.50	<0.50	<0.50	<0.50	<10	<1.0	<1.0	<1.0
GMW-SF-8	10/22/15	BT for CH2MHill	<50	<50	<0.50	<0.50	<0.50	<0.50	<0.50	<0.50	<10	<1.0	<1.0	<1.0
GMW SF 8	04/13/16	BT for CH2MHill	<50	<50	<0.50	<0.50	<0.50	<0.50	<0.50	<0.50	<10	<1.0	<1.0	<1.0
GMW-SF-8	10/05/16	BT for CH2MHill	<50	<50	<0.50	<0.50	<0.50	<0.50	<0.50	<0.50	<10	<1.0	<1.0	<1.0
GMW-SF-8	04/18/17	BT for CH2MHill	<50	<50	<0.50	<0.50	<0.50	<0.50	<0.50	<0.50	<10	<1.0	<1.0	<1.0
GMW-SF-8	10/04/17	BT for CH2MHill	<50	<50	<0.50	<0.50	<0.50	<0.50	<0.50	<0.50	<10	<1.0	<1.0	<1.0
GMW-SF-8	04/18/18	BT for Jacobs	<50	<50	<0.50	<0.50	<0.50	<0.50	<0.50	<0.50	<10	<1	<1	<1
GMW-SF-8	11/08/18	BT for Jacobs	<50	<50	<0.50	<0.50	<0.50	<0.50	<0.50	<0.50	<10	<1.0	<1.0	<1.0
GMW-SF-8	04/19/19	BT for Jacobs	<50	<50	<0.50	<0.50	<0.50	<0.50	<0.50	<0.50	<10	<1	<1	<1
GMW-SF-8	10/29/19	BT for Jacobs	<50	<50	<0.50	<0.50	<0.50	<0.50	<0.50	<0.50	<10	<1.0	<1.0	<1.0
GMW-SF-8	05/07/20	BT for Jacobs	<50	<50	<0.50	<0.50	<0.50	<0.50	<0.50	<0.50	<10	<1.0	<1.0	<1.0
GMW-SF-8	11/04/20	BT for Jacobs	<50	<50	<0.50	<0.50	<0.50	<0.50	<0.50	<0.50	<10	<1.0	<1.0	<1.0
GMW-SF-8	05/04/21	BT for Jacobs	<50	<50	<0.50	<0.50	<0.50	<0.50	<0.50	<0.50	<10	<1.0	<1.0	<1.0
GMW-SF-8	11/03/21	BT for Jacobs	<50	<50	<0.50	<0.50	<0.50	<0.50	<0.50	<0.50	<10	<1.0	<1.0	<1.0
GMW-SF-8	05/11/22	BT for Jacobs	<50	<50	<0.50	<0.50	<0.50	<0.50	<0.50	<0.50	<10	<1.0	<1.0	<1.0
GMW-SF-8	11/01/22	BT for Jacobs	<50	<50	<0.50	<0.50	<0.50	<0.50	<0.50	<0.50	<10	<1.0	<1.0	<1.0
GMW-SF-9	09/24/03	Secor	<50	-----	<0.50	<0.50	<0.50	<0.50	<0.50	**9.2**	-----	-----	-----	**-----**
GMW-SF-9	10/10/03	Geomatrix	**79**	-----	<0.50	<0.50	<0.50	<0.50	<0.50	**14**	-----	-----	-----	**-----**
GMW-SF-9	10/07/10	Blaine Tech	<50	-----	<0.50	<0.50	<0.50	<0.50	<0.50	<0.50	<10	<1	<1	<1
GMW-SF-9	04/13/11	Blaine Tech	<50	-----	<0.50	<0.50	<0.50	<0.50	<0.50	<0.50	<10	<1	<1	<1
GMW-SF-9	10/11/11	CH2M Hill	<50	-----	<0.50	<0.50	<0.50	<0.50	<0.50	<0.50	**40**	<1	<1	<1
GMW-SF-9	10/12/11	CH2M Hill	<100	-----	**1.5**	<0.50	<0.50	<0.50	<1	<0.50	<10	<1	<1	<1

APPENDIX D

HISTORICAL ANALYTICAL RESULTS FOR TPH, BTEX COMPOUNDS, 1,2-DCA, AND FUEL OXYGENATES IN GROUNDWATER, NOVEMBER 1996 THROUGH NOVEMBER 2022

Defense Fuel Support Point Norwalk

15306 Norwalk Boulevard, Norwalk, California 90650

Well	Date	Sampled By	TPH-g (µg/L)	TPH-d (µg/L)	Benzene (µg/L)	Toluene (µg/L)	Ethyl-benzene (µg/L)	Xylenes (µg/L)	1,2-DCA (µg/L)	MTBE (µg/L)	TBA (µg/L)	DIPE (µg/L)	ETBE (µg/L)	TAME (µg/L)
GMW-SF-9	04/19/12	CH2M Hill	<50	<50	<0.50	<0.50	<0.50	<0.50	<0.50	<0.50	**110**	<1	<1	<1
GMW-SF-9	10/17/12	CHHL	<50	<50	<0.50	<0.50	<0.50	<0.50	<0.50	<0.50	**270**	<1	<1	<1
GMW-SF-10	09/24/03	Secor	**90**	-----	<0.50	<0.50	<0.50	<0.50	<0.50	**210**	-----	-----	-----	**-----**
GMW-SF-10	10/10/03	Geomatrix	**100**	-----	<0.50	<0.50	<0.50	<0.50	<0.50	**120**	-----	-----	-----	**-----**
GMW-SF-10	10/07/10	Blaine Tech	<50	-----	<0.50	<0.50	<0.50	<0.50	<0.50	<0.50	<10	<1	<1	<1
GMW-SF-10	04/14/11	Blaine Tech	<50	-----	<0.50	<0.50	<0.50	<0.50	<0.50	<0.50	<10	<1	<1	<1
GMW-SF-10	10/12/11	CH2M Hill	<50	-----	<0.50	<0.50	<0.50	<0.50	<0.50	<0.50	<10	<1	<1	<1
GMW-SF-10	04/19/12	CH2M Hill	<50	<50	<0.50	<0.50	<0.50	<0.50	<0.50	<0.50	<10	<1	<1	<1
GMW-SF-10	10/17/12	CHHL	<50	<50	<0.50	<0.50	<0.50	<0.50	<0.50	<0.50	<10	<1	<1	<1
GW-1	10/17/08	BT for Parsons	<100	-----	<0.50	<0.50	<0.50	<0.50	**0.84**	**2.3**	<10	<2	<2	<2
GW-1	08/03/09	Blaine Tech for AMEC	<100	-----	<0.50	<0.50	<0.50	<0.50	<0.50	<0.50	<10	<2	<2	<2
GW-1	04/29/15	SGI	<100	<100	<0.50	<0.50	<0.50	<1.0	**4.7**	<2.0	<10	<2.0	<2.0	<2.0
GW-1	10/21/15	SGI	<100	<100	**2.3**	<0.50	**4.2**	**15**	**4.9**	<2.0	<10	<2.0	<2.0	<2.0
GW-1	10/21/15	SGI	<100	<100	**2.2**	<0.50	**4.0**	**15**	**4.7**	<2.0	<10	<2.0	<2.0	<2.0
GW-1	10/05/16	SGI	<100	<100	<0.50	<0.50	<0.50	<1.5	**9.1**	<1.0	<10	<2.0	<2.0	<2.0
GW-1	04/19/17	SGI	<100	<100	<0.50	<0.50	<0.50	<1.5	**1.8**	<1.0	<10	<2.0	<2.0	<2.0
DUP-3 (GW-1)	04/19/17	SGI	<100	<100	<0.50	<0.50	<0.50	<1.5	**2.0**	<1.0	<10	<2.0	<2.0	<2.0
GW-2	01/12/10	Blaine Tech for DESC	<100	-----	**3.6**	<0.50	<0.50	<0.50	**23**	**1.8**	**8.8 J**	**2.6**	<2	<2
GW-2	10/08/10	BT for Parsons	**180**	-----	**18**	-----	-----	-----	**4.6**	**1.4**	**21**	-----	-----	**-----**
GW-2	04/19/12	Parsons	<100	-----	<0.50	<0.50	<0.50	<0.50	**4.0**	**0.60**	<10	<2	<2	<2
GW-2	07/10/12	Parsons	**---**	-----	**2.4**	<0.50	<0.50	**0.24**	**6.2**	**0.69**	**10**	**0.79 J**	<2	<2
GW-2	04/11/13	Parsons	<100	<100	<0.50	<0.50	<0.50	<0.50	**11**	**1.2**	<10	**0.46 J**	<2	<2
GW-2	10/07/13	Parsons	<100	<100	<0.50	<0.50	<0.50	<0.50	**4.3**	**0.55**	<10	<2	<2	<2
GW-2	04/15/14	Parsons	<100	<95	<0.50	<0.50	<0.50	<0.50	**3.3**	**0.51**	<10	<2	<2	<2
GW-2	11/03/14	SGI	**1,800**	**230**	**31**	**4.0**	**65**	**346**	**2.5**	<2.0	<10	<2.0	<2.0	<2.0
GW-2	04/21/15	SGI	<100	<100	<0.50	<0.50	<0.50	<1.5	**2.4**	<2.0	<10	<2.0	<2.0	<2.0
GW-2	10/22/15	SGI	<100	<100	<0.50	<0.50	<0.50	<1.5	**1.1**	<2.0	<10	<2.0	<2.0	<2.0
GW 2	04/12/16	SGI	<100	<100	**1.0**	<0.50	**1.9**	**6.1**	**1.2**	<1.0	<10	<2.0	<2.0	<2.0
GW-2	10/05/16	SGI	<100	<100	<0.50	<0.50	<0.50	<1.5	**1.6**	<1.0	<10	<2.0	<2.0	<2.0
GW-2	04/19/17	SGI	<100	**170**	<0.50	<0.50	<0.50	<1.5	**0.50**	<1.0	<10	<2.0	<2.0	<2.0
GW-2	10/05/17	SGI	<100	**160**	<0.50	<0.50	<0.50	<1.5	**1.9**	<1.0	<10	<2.0	<2.0	<2.0
GW-2	04/19/18	SGI	<100	**190**	<0.50	<0.50	<0.50	<1.5	<0.50	<1.0	<10	<2.0	<2.0	<2.0
GW-2	11/08/18	SGI	<100	<100	<0.50	<0.50	<0.50	<1.5	**0.51**	<1.0	<10	<2.0	<2.0	<2.0
GW-2	04/18/19	SGI	<100	**260**	<0.50	<0.50	<0.50	<1.5	<0.50	**3.4**	<10	<2.0	<2.0	<2.0
GW-2	11/05/19	SGI	<100	**240**	<0.50	<0.50	<0.50	<1.5	<0.50	<1.2	<10	<2.0	<2.0	<2.0
GW-2	05/07/20	SGI	<100	**270**	<0.50	<0.50	<0.50	<1.5	<0.50	<1.2	<10	<2.0	<2.0	<2.0
GW-2	10/26/20	SGI	<100	**160**	<0.50	<0.50	<0.50	<1.5	<0.50	<1.2	**12**	<2.0	<2.0	<2.0
GW-2	05/06/21	SGI/Apex	<100	**130**	<0.50	<0.50	<0.50	<1.5	<0.50	<1.2	<10	<2.0	<2.0	<2.0
GW-2	11/03/21	SGI/Apex	<100	**200**	<0.50	<0.50	<0.50	<1.5	<0.50	<1.2	<10	<2.0	<2.0	<2.0
GW-2	05/16/22	SGI/Apex	<100	**150**	<0.50	<0.50	<0.50	<1.0	<0.50	<1.2	<10	<2.0	<2.0	<2.0
DUP-5 (GW-2)	05/16/22	SGI/Apex	<100	**320**	<0.50	<0.50	<0.50	<1.0	<0.50	<1.2	<10	<2.0	<2.0	<2.0
GW-2	11/04/22	SGI/Apex	<100	**100**	<0.50	<0.50	<0.50	<1.5	<0.50	<1.2	<10	<2.0	<2.0	<2.0
GW-3	04/11/03	GTI	-----	-----	<0.50	<0.50	<0.50	<0.50	<0.50	<0.50	-----	-----	-----	**-----**
GW-3	10/11/03	BT for Parsons	-----	-----	<0.50	<0.50	<0.50	<0.50	<0.50	**2.9**	-----	-----	-----	**-----**
GW-3	04/22/04	BT for Parsons	-----	-----	<0.50	<0.50	<0.50	<0.50	<0.50	**1.3**	<10	<2	<2	<2
GW-3	11/04/04	BT for Parsons	-----	-----	<0.50	<0.50	<0.50	<0.50	<0.50	<0.50	<10	<2	<2	<2
GW-3	05/10/05	BT for Parsons	-----	-----	<0.50	<0.50	<0.50	<0.50	<0.50	<0.50	<10	<2	<2	<2
GW-3	11/08/05	BT for Parsons	-----	-----	<0.50	<0.50	<0.50	<0.50	<0.50	<0.50	<10	<2	<2	<2

APPENDIX D

HISTORICAL ANALYTICAL RESULTS FOR TPH, BTEX COMPOUNDS, 1,2-DCA, AND FUEL OXYGENATES IN GROUNDWATER, NOVEMBER 1996 THROUGH NOVEMBER 2022

Defense Fuel Support Point Norwalk

15306 Norwalk Boulevard, Norwalk, California 90650

Well	Date	Sampled By	TPH-g (µg/L)	TPH-d (µg/L)	Benzene (µg/L)	Toluene (µg/L)	Ethyl-benzene (µg/L)	Xylenes (µg/L)	1,2-DCA (µg/L)	MTBE (µg/L)	TBA (µg/L)	DIPE (µg/L)	ETBE (µg/L)	TAME (µg/L)
GW-3	05/03/06	BT for Parsons	-----	-----	<0.50	<0.50	<0.50	<0.50	<0.50	<0.50	<10	<2	<2	<2
GW-3	12/06/06	BT for Parsons	-----	-----	<0.50	<0.50	<0.50	<0.50	<0.50	<0.50	<10	<2	<2	<2
GW-3	05/03/07	BT for Parsons	-----	-----	<0.50	<0.50	<0.50	<0.50	<0.50	<0.50	<10	<2	<2	<2
GW-3	11/14/07	BT for Parsons	-----	-----	<0.50	<0.50	<0.50	<0.50	<0.50	<0.50	<10	<2	<2	<2
GW-3	04/17/08	BT for Parsons	-----	-----	<0.50	<0.50	<0.50	<0.50	<0.50	<0.50	<10	<2	<2	<2
GW-3	10/16/08	BT for Parsons	-----	-----	<0.50	<0.50	<0.50	<0.50	<0.50	<0.50	<10	<2	<2	<2
GW-3	04/24/09	BT for Parsons	-----	-----	<0.50	<0.50	<0.50	<0.50	<0.50	<0.50	**17**	<2	<2	<2
GW-3	10/22/09	BT for Parsons	-----	-----	<0.50	<0.50	<0.50	<0.50	<0.50	<0.50	<10	<2	<2	<2
GW-3	04/15/10	BT for Parsons	-----	-----	<0.50	<0.50	<0.50	<0.50	<0.50	<0.50	**18**	<2	<2	<2
GW-3	04/11/13	Parsons	-----	**120**	<0.50	<0.50	<0.50	<0.50	<0.50	<0.50	**9.6 J**	<2	<2	<2
GW-3	10/07/13	Parsons	<100	<100	<0.50	<0.50	<0.50	<0.50	<0.50	<0.50	<10	<2	<2	<2
GW-3	04/15/14	Parsons	<100	<95	<0.50	<0.50	<0.50	<0.50	<0.50	<0.50	<10	<2	<2	<2
GW-3	10/27/14	SGI	<100	<100	<0.50	<0.50	<0.50	<1.5	<0.50	<2.0	<10	<2.0	<2.0	<2.0
GW-3	04/21/15	SGI	<100	**100**	<0.50	<0.50	<0.50	<1.0	<0.50	<2.0	<10	<2.0	<2.0	<2.0
GW-3	10/23/15	SGI	<100	<100	<0.50	<0.50	<0.50	<1.5	<0.50	<2.0	<10	<2.0	<2.0	<2.0
GW-3	10/23/15	SGI	<100	<100	<0.50	<0.50	<0.50	<1.5	<0.50	<2.0	<10	<2.0	<2.0	<2.0
GW 3	04/12/16	SGI	<100	<100	**1.0**	<0.50	**2.2**	**6.9**	<0.50	<1.0	<10	<2.0	<2.0	<2.0
GW-3	10/05/16	SGI	<100	**100**	<0.50	<0.50	<0.50	<1.5	<0.50	<1.0	<10	<2.0	<2.0	<2.0
DUP-4 (GW-3)	10/05/16	SGI	<100	<100	<0.50	<0.50	<0.50	<1.5	<0.50	<1.0	<10	<2.0	<2.0	<2.0
GW-3	04/19/17	SGI	<100	<100	<0.50	<0.50	<0.50	<1.5	<0.50	<1.0	<10	<2.0	<2.0	<2.0
GW-3	10/02/17	SGI	<100	**290**	**2.4**	<0.50	**6.0**	**2.0**	<0.50	<1.0	<10	<2.0	<2.0	<2.0
GW-3	10/25/17	SGI	-----	**240**	<0.50	<0.50	<0.50	<1.5	<0.50	<1.0	<10	<2.0	<2.0	<2.0
GW-3	04/19/18	SGI	<100	**170**	<0.50	<0.50	<0.50	<1.5	<0.50	<1.0	<10	<2.0	<2.0	<2.0
GW-3	11/08/18	SGI	<100	<100	<0.50	<0.50	<0.50	<1.5	<0.50	<1.0	<10	<2.0	<2.0	<2.0
GW-3	04/17/19	SGI	<100	<100	<0.50	<0.50	<0.50	<1.5	<0.50	<1.0	<10	<2.0	<2.0	<2.0
GW-3	10/29/19	SGI	<100	<100	<0.50	<0.50	<0.50	<1.5	<0.50	<1.2	<10	<2.0	<2.0	<2.0
GW-3	05/04/20	SGI	<100	**140**	<0.50	<0.50	<0.50	<1.5	<0.50	<1.2	<10	<2.0	<2.0	<2.0
GW-3	10/22/20	SGI	<100	**150**	<0.50	<0.50	<0.50	<1.5	<0.50	<1.2	<10	<2.0	<2.0	<2.0
GW-3	05/06/21	SGI/Apex	<100	<100	<0.50	<0.50	<0.50	<1.5	<0.50	<1.2	<10	<2.0	<2.0	<2.0
GW-3	11/01/21	SGI/Apex	<100	**160**	<0.50	<0.50	<0.50	<1.5	<0.50	<1.2	<10	<2.0	<2.0	<2.0
GW-3	05/11/22	SGI/Apex	<100	<100	<0.50	<0.50	<0.50	<1.0	<0.50	<1.2	<10	<2.0	<2.0	<2.0
GW-3	11/02/22	SGI/Apex	<100	<100	<0.50	<0.50	<0.50	<1.5	<0.50	<1.2	<10	<2.0	<2.0	<2.0
GW-4	04/24/15	SGI	<100	**270**	<0.50	<0.50	<0.50	<1.0	<0.50	**2.6**	<10	<2.0	<2.0	<2.0
GW-4	04/24/15	SGI	<100	**310**	<0.50	<0.50	<0.50	<1.0	<0.50	**2.9**	<10	<2.0	<2.0	<2.0
GW-4	10/22/15	SGI	<100	**4,100**	<0.50	<0.50	<0.50	<1.5	<0.50	<2.0	<10	<2.0	<2.0	<2.0
GW-4	10/10/16	SGI	<100	**120**	<0.50	<0.50	<0.50	<1.5	<0.50	<1.0	<10	<2.0	<2.0	<2.0
GW-6	11/06/98	GTI	**339**	-----	**9.3**	**1.1**	**8.4**	**6.6**	<0.50	<0.50	-----	-----	-----	-----
GW-6	05/27/99	GTI	<300	-----	**62**	<0.50	**12**	<0.50	<0.50	<0.50	-----	-----	-----	-----
GW-6	11/18/99	IT Corporation	**690**	-----	**90**	<1	**80**	<0.50	<0.50	<0.50	-----	-----	-----	-----
GW-6	05/17/00	IT Corporation	<300	-----	**1.7**	<0.50	**2.5**	<0.50	<0.50	**19**	-----	-----	-----	-----
GW-6	12/01/00	IT Corporation	<300	-----	**3.7**	<0.50	**1.6**	<0.50	<0.50	**21**	-----	-----	-----	-----
GW-6	05/10/01	IT Corporation	<300	-----	**0.70**	<0.50	<0.50	<0.50	<0.50	**23**	-----	-----	-----	-----
GW-6	11/08/01	IT Corporation	<300	-----	<0.50	<0.50	<0.50	<0.50	<0.50	**21**	-----	-----	-----	-----
GW-6	10/24/02	GTI	<300	-----	<0.50	<1	<1	<1	<0.50	**9.6**	-----	-----	-----	-----
GW-6	04/11/03	GTI	-----	-----	<0.50	<0.50	<0.50	<0.50	<0.50	<0.50	-----	-----	-----	**-----**
GW-6	10/10/03	BT for Parsons	-----	-----	<0.50	<0.50	<0.50	<0.50	<0.50	**0.71**	-----	-----	-----	**-----**
GW-6	04/22/04	BT for Parsons	-----	-----	<0.50	<0.50	<0.50	<0.50	<0.50	<0.50	<10	<2	<2	<2
GW-6	11/04/04	BT for Parsons	-----	-----	<0.50	<0.50	<0.50	<0.50	<0.50	<0.50	<10	<2	<2	<2
GW-6	05/10/05	BT for Parsons	-----	-----	<0.50	<0.50	<0.50	<0.50	<0.50	<0.50	<10	<2	<2	<2
GW-6	11/08/05	BT for Parsons	-----	-----	<0.50	<0.50	<0.50	<0.50	<0.50	<0.50	<10	<2	<2	<2

APPENDIX D

HISTORICAL ANALYTICAL RESULTS FOR TPH, BTEX COMPOUNDS, 1,2-DCA, AND FUEL OXYGENATES IN GROUNDWATER, NOVEMBER 1996 THROUGH NOVEMBER 2022

Defense Fuel Support Point Norwalk

15306 Norwalk Boulevard, Norwalk, California 90650

Well	Date	Sampled By	TPH-g (µg/L)	TPH-d (µg/L)	Benzene (µg/L)	Toluene (µg/L)	Ethyl-benzene (µg/L)	Xylenes (µg/L)	1,2-DCA (µg/L)	MTBE (µg/L)	TBA (µg/L)	DIPE (µg/L)	ETBE (µg/L)	TAME (µg/L)
GW-6	05/05/06	BT for Parsons	-----	-----	<0.50	<0.50	<0.50	<0.50	<0.50	<0.50	<10	<2	<2	<2
GW-6	05/02/07	BT for Parsons	-----	-----	<0.50	<0.50	<0.50	<0.50	<0.50	<0.50	<10	<2	<2	<2
GW-6	04/17/08	BT for Parsons	-----	-----	<0.50	<0.50	<0.50	<0.50	<0.50	<0.50	<10	<2	<2	<2
GW-6	10/15/08	BT for Parsons	-----	-----	<0.50	<0.50	<0.50	<0.50	<0.50	<0.50	<10	<2	<2	<2
GW-6	04/21/09	BT for Parsons	-----	-----	<0.50	<0.50	<0.50	<0.50	<0.50	**1.5**	<10	<2	<2	<2
GW-6	10/22/09	BT for Parsons	-----	-----	<0.50	<0.50	<0.50	<0.50	<0.50	**1.8**	<10	<2	<2	<2
GW-6	04/13/10	BT for Parsons	-----	-----	<0.50	<0.50	<0.50	<0.50	<0.50	**0.76**	<10	<2	<2	<2
GW-6	10/05/10	BT for Parsons	-----	-----	<0.50	-----	-----	-----	<0.50	**1.1**	**4.7 J**	-----	-----	**-----**
GW-6	10/12/11	Parsons	-----	-----	<0.50	<0.50	<0.50	<0.50	<0.50	**0.51**	<10	<2	<2	<2
GW-6	04/18/12	Parsons	-----	-----	<0.50	<0.50	<0.50	<0.50	<0.50	**0.54**	<10	<2	<2	<2
GW-6	10/19/12	Parsons	-----	-----	<0.50	<0.50	<0.50	<0.50	<0.50	**0.67**	<10	<2	<2	<2
GW-6	04/10/13	Parsons	-----	**130 b**	<0.50	<0.50	<0.50	<0.50	<0.50	**0.68**	<10	<2	<2	<2
GW-6	10/08/13	Parsons	<100	**180 HD**	<0.50	<0.50	<0.50	<0.50	<0.50	**1.1**	**12**	<2	<2	<2
GW-6	04/15/14	Parsons	<100	<95	<0.50	<0.50	<0.50	<0.50	<0.50	<0.50	<10	<2	<2	<2
GW-6	10/27/14	SGI	<100	<100	<0.50	<0.50	<0.50	<1.5	<0.50	<2.0	<10	<2.0	<2.0	<2.0
GW-6	04/21/15	SGI	<100	**250**	<0.50	<0.50	<0.50	<1.5	<0.50	**3.1**	**25**	<2.0	<2.0	<2.0
GW-6	10/05/16	SGI	<100	**140**	<0.50	<0.50	<0.50	<1.5	<0.50	**1.4**	<10	<2.0	<2.0	<2.0
GW-6	04/19/17	SGI	<100	**110**	<0.50	<0.50	<0.50	<1.5	<0.50	<1.0	<10	<2.0	<2.0	<2.0
GW-6	10/05/17	SGI	<100	**230**	<0.50	<0.50	<0.50	<1.5	<0.50	**1.9**	<10	<2.0	<2.0	<2.0
DUP-5 (GW-6)	10/05/17	SGI	<100	**240**	<0.50	<0.50	<0.50	<1.5	<0.50	**1.7**	<10	<2.0	<2.0	<2.0
GW-6	04/18/18	SGI	<100	**180**	<0.50	<0.50	<0.50	<1.5	<0.50	**1.7**	<10	<2.0	<2.0	<2.0
GW-6	11/08/18	SGI	<100	<100	<0.50	<0.50	<0.50	<1.5	<0.50	<1.0	<10	<2.0	<2.0	<2.0
GW-6	04/17/19	SGI	<100	**410**	<0.50	<0.50	<0.50	<1.5	<0.50	**3.6**	<10	<2.0	<2.0	<2.0
GW-6	11/05/19	SGI	<100	<100	<0.50	<0.50	<0.50	<1.5	<0.50	<1.2	<10	<2.0	<2.0	<2.0
GW-6	05/05/20	SGI	<100	<100	<0.50	<0.50	<0.50	<1.5	<0.50	<1.2	<10	<2.0	<2.0	<2.0
GW-6	10/20/20	SGI	<100	<100	<0.50	<0.50	<0.50	<1.5	<0.50	<1.2	<10	<2.0	<2.0	<2.0
GW-6	5//5/21	SGI/Apex	<100	<100	<0.50	<0.50	<0.50	<1.5	<0.50	<1.2	<10	<2.0	<2.0	<2.0
GW-6	11/02/21	SGI/Apex	<100	**120**	<0.50	<0.50	<0.50	<1.5	<0.50	<1.2	<10	<2.0	<2.0	<2.0
GW-6	05/11/22	SGI/Apex	<100	<100	<0.50	<0.50	<0.50	<1.0	<0.50	<1.2	<10	<2.0	<2.0	<2.0
GW-6	11/02/22	SGI/Apex	<100	<100	<0.50	<0.50	<0.50	<1.5	<0.50	<1.2	<10	<2.0	<2.0	<2.0
GW-7	04/12/02	IT Corporation	<300	-----	<0.50	<0.50	<0.50	<0.50	<0.50	**1.8**	-----	-----	-----	**-----**
GW-7	04/22/15	SGI	<100	<100	<0.50	<0.50	<0.50	<1.5	<0.50	<2.0	<10	<2.0	<2.0	<2.0
GW-7	04/22/15	SGI	<100	<100	<0.50	<0.50	<0.50	<1.5	<0.50	<2.0	<10	<2.0	<2.0	<2.0
GW-7	10/11/16	SGI	<100	**120**	<0.50	<0.50	<0.50	<1.5	<0.50	<1.0	<10	<2.0	<2.0	<2.0
GW-7	04/19/17	SGI	<100	**270**	<0.50	<0.50	<0.50	<1.5	<0.50	<1.0	<10	<2.0	<2.0	<2.0
GW-8	10/09/13	Parsons	<100	**190 HD**	<0.50	<0.50	<0.50	<0.50	<0.50	<0.50	<10	<2	<2	<2
GW-8	04/18/14	Parsons	<100	**100 HD**	<0.50	<0.50	<0.50	<0.50	<0.50	<0.50	<10	<2	<2	<2
GW-8	10/28/14	SGI	<100	**180**	<0.50	<0.50	<0.50	<1.5	<0.50	<2.0	<10	<2.0	<2.0	<2.0
GW-8	04/24/15	SGI	<100	**170**	<0.50	<0.50	<0.50	<1.5	<0.50	<2.0	<10	<2.0	<2.0	<2.0
GW-8	10/22/15	SGI	<100	**110**	<0.50	<0.50	<0.50	<1.5	<0.50	<2.0	<10	<2.0	<2.0	<2.0
GW-8	10/07/16	SGI	<100	<100	<0.50	<0.50	<0.50	<1.5	<0.50	<1.0	<10	<2.0	<2.0	<2.0
GW-8	04/18/17	SGI	<100	<100	<0.50	<0.50	<0.50	<1.5	<0.50	<1.0	<10	<2.0	<2.0	<2.0
GW-8	10/03/17	SGI	<100	**150**	<0.50	<0.50	<0.50	<1.5	<0.50	<1.0	<10	<2.0	<2.0	<2.0
GW-8	04/18/18	SGI	<100	**160**	<0.50	<0.50	<0.50	<1.5	<0.50	<1.0	<10	<2.0	<2.0	<2.0
GW-8	11/09/18	SGI	<100	<100	<0.50	<0.50	<0.50	<1.5	<0.50	<1.0	<10	<2.0	<2.0	<2.0
GW-8	04/16/19	SGI	<100	**100**	<0.50	<0.50	<0.50	<1.5	<0.50	<1.0	<10	<2.0	<2.0	<2.0
GW-8	11/05/19	SGI	<100	<100	<0.50	<0.50	<0.50	<1.5	<0.50	<1.2	<10	<2.0	<2.0	<2.0
GW-8	05/05/20	SGI	<100	<100	<0.50	<0.50	<0.50	<1.5	<0.50	<1.2	<10	<2.0	<2.0	<2.0
GW-8	10/19/20	SGI	<100	<100	<0.50	<0.50	<0.50	<1.5	<0.50	<1.2	<10	<2.0	<2.0	<2.0
GW-8	05/05/21	SGI/Apex	<100	**140**	<0.50	<0.50	<0.50	<1.5	<0.50	<1.2	<10	<2.0	<2.0	<2.0

APPENDIX D

HISTORICAL ANALYTICAL RESULTS FOR TPH, BTEX COMPOUNDS, 1,2-DCA, AND FUEL OXYGENATES IN GROUNDWATER, NOVEMBER 1996 THROUGH NOVEMBER 2022

Defense Fuel Support Point Norwalk

15306 Norwalk Boulevard, Norwalk, California 90650

Well	Date	Sampled By	TPH-g (µg/L)	TPH-d (µg/L)	Benzene (µg/L)	Toluene (µg/L)	Ethyl-benzene (µg/L)	Xylenes (µg/L)	1,2-DCA (µg/L)	MTBE (µg/L)	TBA (µg/L)	DIPE (µg/L)	ETBE (µg/L)	TAME (µg/L)
GW-8	11/03/21	SGI/Apex	<100	**120**	<0.50	<0.50	<0.50	<1.5	<0.50	<1.2	<10	<2.0	<2.0	<2.0
GW-8	05/11/22	SGI/Apex	<100	**210**	<0.50	<0.50	<0.50	<1.0	<0.50	<1.2	<10	<2.0	<2.0	<2.0
GW-8	11/07/22	SGI/Apex	<100	<100	<0.50	<0.50	<0.50	<1.5	<0.50	<1.2	<10	<2.0	<2.0	<2.0
GMW-12	10/22/20	SGI	<100	**190**	<0.50	<0.50	<0.50	<1.5	<0.50	<1.2	<10	<2.0	<2.0	<2.0
GW-13(1")	11/15/07	BT for Parsons	-----	-----	<0.50	<0.50	<0.50	<0.50	**0.94**	**3.5**	**20**	<2	<2	<2
GW-13(6")	05/03/07	BT for Parsons	-----	-----	<0.50	<0.50	<0.50	<0.50	**0.83**	**5.3**	**31**	<2	<2	<2
GW-13(6")	04/17/08	BT for Parsons	**230**	-----	<0.50	<0.50	<0.50	<0.50	**0.99**	**4.4**	**28**	<2	<2	<2
GW-13(6")	04/24/09	BT for Parsons	<100	-----	<0.50	<0.50	<0.50	<0.50	**14**	**11**	<10	**2.1**	<2	<2
GW-13(6")	01/12/10	BT for Parsons	<100	-----	<0.50	<0.50	<0.50	<0.50	**21**	**4.8**	**5.2 J**	**3.7**	<2	<2
GW-13(6")	04/13/10	BT for Parsons	-----	-----	<0.50	<0.50	<0.50	<0.50	**7.4**	**12**	**16**	**1.5 J**	<2	<2
GW-13(6")	10/08/10	BT for Parsons	<100	-----	<0.50	-----	-----	-----	**5.0**	**11**	**24**	-----	-----	**----**
GW-13(6")	04/22/11	BT for Parsons	**---**	-----	<0.50	<0.50	<0.50	<0.50	**3.7**	**6.8**	**16**	**0.72 J**	<2	<2
GW-13(6")	04/18/12	Parsons	<100	-----	<0.50	<0.50	<0.50	<0.50	**6.9**	**3.0**	<10	**1.2 J**	<2	<2
GW-13(6")	07/09/12	Parsons	-----	-----	<0.50	<0.50	<0.50	<0.50	**0.60**	**0.78**	<10	<2	<2	<2
GW-13(6")	04/10/13	Parsons	<100	<100	<0.50	<0.50	<0.50	<0.50	**9.1**	**1.7**	**19**	**2 J**	<2	<2
GW-13(6")	10/09/13	Parsons	<100	<100	<0.50	<0.50	<0.50	<0.50	**2.4**	**0.92**	<10	<2	<2	<2
GW-13(6")	04/16/14	Parsons	<100	<100	<0.50	<0.50	<0.50	<0.50	**9.2**	**1.4**	<10	**1.8 J**	<2	<2
GW-13(6")	11/03/14	SGI	**1,500**	**170**	**9.4**	**2.4**	**53**	**279**	**7.6**	<2.0	<10	<2.0	<2.0	<2.0
GW-13(6")	04/21/15	SGI	<100	<100	<0.50	<0.50	<0.50	<1.5	**8.5**	<2.0	<10	<2.0	<2.0	<2.0
GW-13(6")	04/21/15	SGI	<100	<100	<0.50	<0.50	<0.50	<1.5	**8.5**	<2.0	<10	<2.0	<2.0	<2.0
GW-13(6")	10/22/15	SGI	<100	<100	<0.50	<0.50	<0.50	<1.5	**6.2**	<2.0	<10	<2.0	<2.0	<2.0
GW 13(6")	04/12/16	SGI	<100	<100	**0.57**	<0.50	**1.6**	**5.4**	**6.6**	<1.0	<10	<2.0	<2.0	<2.0
GW 13(6")	10/05/16	SGI	<100	<100	<0.50	<0.50	<0.50	<1.5	**8.1**	<1.0	<10	<2.0	<2.0	<2.0
GW-13(6")	04/19/17	SGI	<100	<100	<0.50	<0.50	<0.50	<1.5	**1.7**	<1.0	<10	<2.0	<2.0	<2.0
GW-13(6")	10/05/17	SGI	<100	<100	<0.50	<0.50	<0.50	<1.5	**1.4**	<1.0	<10	<2.0	<2.0	<2.0
GW-13(6")	04/19/18	SGI	<100	<100	<0.50	<0.50	<0.50	<1.5	**4.1**	**1.6**	<10	<2.0	<2.0	<2.0
GW-13(6")	11/08/18	SGI	<100	<100	<0.50	<0.50	<0.50	<1.5	**1.6**	<1.0	<10	<2.0	<2.0	<2.0
GW-13(6")	04/18/19	SGI	<100	**380**	<0.50	<0.50	<0.50	<1.5	<0.50	**1.4**	<10	<2.0	<2.0	<2.0
GW-13(6")	11/05/19	SGI	<100	**430**	<0.50	<0.50	<0.50	<1.5	**0.87**	**1.6**	**23**	<2.0	<2.0	<2.0
GW-13(6")	05/11/20	SGI	<100	**150**	<0.50	<0.50	<0.50	<1.5	**0.66**	<1.2	<10	<2.0	<2.0	<2.0
GW-13(6")	10/22/20	SGI	<100	<100	<0.50	<0.50	<0.50	<1.5	<0.50	<1.2	<10	<2.0	<2.0	<2.0
GW-13(6")	05/04/21	SGI/Apex	<100	<100	<0.50	<0.50	<0.50	<1.5	<0.50	<1.2	<10	<2.0	<2.0	<2.0
GW-13(6")	11/01/21	SGI/Apex	<100	**160**	<0.50	<0.50	<0.50	<1.5	<0.50	<1.2	<10	<2.0	<2.0	<2.0
GW-13(6")	05/12/22	SGI/Apex	<100	<100	<0.50	<0.50	<0.50	<1.0	<0.50	<1.2	<10	<2.0	<2.0	<2.0
GW-13(6")	11/02/22	SGI/Apex	<100	<100	<0.50	<0.50	<0.50	<1.5	<0.50	<1.2	<10	<2.0	<2.0	<2.0
GW-14(1")	11/15/07	BT for Parsons	-----	-----	**35**	<0.50	**14**	**3.9**	<0.50	**18**	**20**	<2	<2	<2
GW-14(1")	04/18/08	BT for Parsons	**900**	-----	**78**	<0.50	<0.50	**2.3**	<0.50	**18**	**13**	<2	<2	<2.0
GW-14(1")	10/22/09	BT for Parsons	**110**	-----	<0.50	<0.50	<0.50	<0.50	<0.50	<0.50	<10	<2	<2	<2
GW-14(1")	01/13/10	BT for Parsons	**950**	-----	**62**	**0.35 J**	**1.0**	**1.4**	<0.50	**17**	**18**	<2	<2	<2
GW-14(6")	05/03/07	BT for Parsons	-----	-----	**200**	**5.2**	**220**	**900**	-----	**39**	-----	-----	-----	**----**
GW-14(6")	10/16/08	BT for Parsons	**820**	-----	**40**	<0.50	**2.1**	**1.0**	<0.50	**22**	**16**	<2	<2	<2
GW-14(6")	04/24/09	BT for Parsons	**690**	-----	**66**	<0.50	**0.99**	**0.64**	<0.50	**13**	**14**	<2	<2	<2
GW-14(6")	04/15/11	BT for Parsons	-----	-----	-----	-----	-----	-----	-----	-----	-----	-----	-----	**----**
GW-14(6")	04/22/11	BT for Parsons	-----	-----	**76**	<0.50	**9.4**	**9.0**	<0.50	**17**	**7.8 J**	<2	<2	**0.87 J**
GW-14(6")	04/20/12	Parsons	**1800 b**	-----	**19**	<0.50	**14**	**6.5**	<0.50	**8.5**	<10	<2	<2	<2
GW-14(6")	07/10/12	Parsons	-----	-----	**18**	<0.50	**16**	**11**	<0.50	**8.2**	**5.1 J**	<2	<2	<2
GW-14(6")	04/12/13	Parsons	**1800 b**	**4,800**	**30**	<0.50	**8.2**	**1.34 J**	<0.50	**13**	**10**	<2	<2	**0.82 J**

APPENDIX D

HISTORICAL ANALYTICAL RESULTS FOR TPH, BTEX COMPOUNDS, 1,2-DCA, AND FUEL OXYGENATES IN GROUNDWATER, NOVEMBER 1996 THROUGH NOVEMBER 2022

Defense Fuel Support Point Norwalk

15306 Norwalk Boulevard, Norwalk, California 90650

Well	Date	Sampled By	TPH-g (µg/L)	TPH-d (µg/L)	Benzene (µg/L)	Toluene (µg/L)	Ethyl-benzene (µg/L)	Xylenes (µg/L)	1,2-DCA (µg/L)	MTBE (µg/L)	TBA (µg/L)	DIPE (µg/L)	ETBE (µg/L)	TAME (µg/L)
GW-14(6")	10/09/13	Parsons	**1,600 HD**	**3,400 HD**	**48**	<0.50	**7.3**	**1.2**	<0.50	**15**	<10	<2	<2	<2
GW-14(6")	04/17/14	Parsons	**2,200 HD**	**7,700 HD**	**32**	<0.50	**8.4**	**1.2**	<0.50	**11**	**64**	<2	<2	<2
GW-14(6")	10/31/14	SGI	**1,700**	**3,200**	**160**	<0.50	**1.1**	**0.62**	<0.50	**20**	**20**	<2.0	<2.0	<2.0
GW-14R	10/26/20	SGI	**1,400**	**8,100**	**7.5**	<0.50	**5.5**	**1.2**	<0.50	<1.2	<10	<2.0	<2.0	<2.0
GW-14R	11/08/21	SGI/Apex	**140**	**1,800**	**1.9**	<0.50	**0.86**	<1.5	<0.50	**1.3**	**16**	<2.0	<2.0	<2.0
GW-14R	05/26/22	SGI/Apex	<100	**300**	<0.50	<0.50	<0.50	<1.0	<0.50	<1.2	<10	<2.0	<2.0	<2.0
GW-14R	11/07/22	SGI/Apex	<100	**2,500**	<0.50	<0.50	<0.50	<1.5	<0.50	<1.2	<10	<2.0	<2.0	<2.0
GW-15(6")	05/03/07	BT for Parsons	**8,500**	---	**1,100**	**1,000**	**130**	**570**	<0.50	<0.50	<10	<2	<2	<2
GW-15(6")	11/03/14	SGI	**32,000**	**11,000**	**2,700**	**78**	**1,100**	**5,100**	<10	<40	<200	<40	<40	<40
GW-15(6")	04/21/15	SGI	**7,700**	**2,100**	**250**	<10	**150**	**850**	<10	<40	<200	<40	<40	<40
GW-15(6")	10/26/15	SGI	**7,500**	**38,000**	**350**	<2.5	**120**	**655**	<2.5	<10	<50	<10	<10	<10
GW-15(6")	10/26/15	SGI	**7,100**	**9,700**	**370**	<2.5	**120**	**638**	<2.5	<10	<50	<10	<10	<10
GW-15(6")	10/11/16	SGI	**8,700**	**24,000**	**730**	<2.5	<2.5	<7.5	<2.5	<5.0	<50	<10	<10	<10
GW-15(6")	10/09/17	SGI	**990**	**610**	**550**	<5.0	<5.0	**10**	<5.0	<10	<100	<20	<20	<20
GW-15(6")	04/23/18	SGI	**640**	**360**	**340**	<5.0	<5.0	<15	<5.0	<10	<100	<20	<20	<20
GW-15(6")	11/15/18	SGI	<100	<100	**11**	<0.50	<0.50	<1.5	<0.50	<1.0	<10	<2.0	<2.0	<2.0
GW-15(6")	04/18/19	SGI	**190**	**350**	**50**	**2.4**	**0.84**	**11**	<0.50	<1.0	<10	<2.0	<2.0	<2.0
GW-15(6")	11/06/19	SGI	<100	**140**	<0.50	<0.50	<0.50	<1.5	<0.50	<1.2	<10	<2.0	<2.0	<2.0
GW-15(6")	05/07/20	SGI	<100	<100	<0.50	<0.50	<0.50	<1.5	<0.50	<1.2	<10	<2.0	<2.0	<2.0
GW-15(6")	10/21/20	SGI	<100	**8,000**	<0.50	<0.50	<0.50	<1.5	<0.50	<1.2	<10	<2.0	<2.0	<2.0
GW-15(6")	05/10/21	SGI/Apex	<100	**120**	<0.50	<0.50	<0.50	<1.5	<0.50	<1.2	<10	<2.0	<2.0	<2.0
GW-15(6")	11/04/21	SGI/Apex	<100	<100	<0.50	<0.50	<0.50	<1.5	<0.50	<1.2	<10	<2.0	<2.0	<2.0
GW-15(6")	05/11/22	SGI/Apex	<100	**160**	<0.50	<0.50	<0.50	<1.0	<0.50	<1.2	<10	<2.0	<2.0	<2.0
GW-15(6")	11/03/22	SGI/Apex	<100	<100	<0.50	<0.50	<0.50	<1.5	<0.50	<1.2	<10	<2.0	<2.0	<2.0
GW-16(6")	10/23/09	BT for Parsons	<100	---	<0.50	<0.50	<0.50	<0.50	<0.50	<0.50	<10	<2	<2	<2
GW-16(6")	01/13/10	BT for Parsons	<100	---	<0.50	<0.50	<0.50	<0.50	<0.50	<0.50	**6.4 J**	<2	<2	<2
GW-16(6")	04/19/10	BT for Parsons	-----	---	<0.50	<0.50	**2.6**	<0.50	<0.50	<0.50	<10	<2	<2	<2
GW-16(6")	10/08/10	BT for Parsons	<100	---	**1.7**	-----	-----	-----	<0.50	<0.50	**5.5 J**	-----	-----	**-----**
GW-16(6")	04/12/11	BT for Parsons	<100	---	<0.50	<0.50	<0.50	<0.50	<0.50	<0.50	**76**	<2	<2	<2
GW-16(6")	10/09/13	Parsons	<100	**1,300 HD**	**1.0**	<0.50	<0.50	<0.50	<0.50	<0.50	<10	<2	<2	<2
GW-16(6")	04/17/14	Parsons	<100	<98	**4.7**	<0.50	<0.50	<0.50	<0.50	<0.50	<10	<2	<2	<2
GW-16(6")	11/03/14	SGI	**2,500**	**250**	**58**	**6.0**	**88**	**470**	<0.50	<2.0	<10	<2.0	<2.0	<2.0
GW-16(6")	11/03/14	SGI	**2,300**	**290**	**56**	**5.6**	**85**	**449**	<0.50	<2.0	<10	<2.0	<2.0	<2.0
GW-16(6")	04/21/15	SGI	<100	<100	<0.50	<0.50	<0.50	<1.0	<0.50	<2.0	<10	<2.0	<2.0	<2.0
GW-16(6")	10/21/15	SGI	**100**	<100	**7.1**	<0.50	**7.4**	**26**	<0.50	<2.0	<10	<2.0	<2.0	<2.0
GW 16(6")	04/13/16	SGI	<100	<100	<0.50	<0.50	<0.50	**2.3**	<0.50	<1.0	<10	<2.0	<2.0	<2.0
GW 16(6")	10/04/16	SGI	<100	<100	<0.50	<0.50	<0.50	<1.5	<0.50	<1.0	<10	<2.0	<2.0	<2.0
GW-16(6")	04/18/17	SGI	<100	<100	<0.50	<0.50	<0.50	<1.5	<0.50	<1.0	<10	<2.0	<2.0	<2.0
GW-16(6")	10/03/17	SGI	<100	<100	**2.2**	<0.50	<0.50	<1.5	<0.50	<1.0	<10	<2.0	<2.0	<2.0
GW-16(6")	04/17/18	SGI	<100	**140**	<0.50	<0.50	<0.50	<1.5	<0.50	<1.0	<10	<2.0	<2.0	<2.0
GW-16(6")	11/09/18	SGI	<100	<100	<0.50	<0.50	<0.50	<1.5	<0.50	<1.0	<10	<2.0	<2.0	<2.0
GW-16(6")	04/16/19	SGI	<100	<100	<0.50	<0.50	<0.50	<1.5	<0.50	<1.0	<10	<2.0	<2.0	<2.0
GW-16(6")	10/30/19	SGI	<100	<100	<0.50	<0.50	<0.50	<1.5	<0.50	<1.2	<10	<2.0	<2.0	<2.0
GW-16(6")	05/05/20	SGI	<100	<100	<0.50	<0.50	<0.50	<1.5	<0.50	<1.2	<10	<2.0	<2.0	<2.0
GW-16(6")	10/21/20	SGI	<100	**110**	<0.50	<0.50	<0.50	<1.5	<0.50	<1.2	<10	<2.0	<2.0	<2.0
GW-16(6")	05/05/21	SGI/Apex	<100	**160**	<0.50	<0.50	<0.50	<1.5	<0.50	<1.2	<10	<2.0	<2.0	<2.0
GW-16(6")	11/04/21	SGI/Apex	<100	<100	<0.50	<0.50	<0.50	<1.5	<0.50	<1.2	<10	<2.0	<2.0	<2.0
GW-16(6")	05/11/22	SGI/Apex	<100	**230**	<0.50	<0.50	<0.50	<1.0	<0.50	<1.2	<10	<2.0	<2.0	<2.0
GW-16(6")	11/08/22	SGI/Apex	<100	**180**	<0.50	<0.50	<0.50	<1.5	<0.50	<1.2	<10	<2.0	<2.0	<2.0

APPENDIX D

HISTORICAL ANALYTICAL RESULTS FOR TPH, BTEX COMPOUNDS, 1,2-DCA, AND FUEL OXYGENATES IN GROUNDWATER, NOVEMBER 1996 THROUGH NOVEMBER 2022

Defense Fuel Support Point Norwalk

15306 Norwalk Boulevard, Norwalk, California 90650

Well	Date	Sampled By	TPH-g (µg/L)	TPH-d (µg/L)	Benzene (µg/L)	Toluene (µg/L)	Ethyl-benzene (µg/L)	Xylenes (µg/L)	1,2-DCA (µg/L)	MTBE (µg/L)	TBA (µg/L)	DIPE (µg/L)	ETBE (µg/L)	TAME (µg/L)
GWR-1	11/26/96	Terra Services	-----	-----	**1,500**	**21**	**150**	**102**	<5	**2,700**	-----	-----	-----	-----
GWR-1	07/16/97	Terra Services	**1,300**	**920**	**220**	<5	**360**	**29**	<5	**1,800**	-----	-----	-----	-----
GWR-1	01/09/98	Terra Services	**210**	<500	**2.9**	<0.50	**40**	**240**	<0.50	**330**	-----	-----	-----	-----
GWR-1	05/27/98	Terra Services	**4,100**	-----	**960**	**90**	**90**	**240**	<0.50	**630**	-----	-----	-----	-----
GWR-1	11/17/98	Alton Geoscience	**3,830**	-----	**1,200**	**74**	**99**	**387**	<25	**1,070**	-----	-----	-----	-----
GWR-1	05/07/99	Alton Geoscience	**4,200**	**530**	**1,600**	**22**	**96**	**290**	<13	**910**	-----	-----	-----	-----
GWR-1	11/18/99	Secor	**1,300**	-----	**220**	<10	**14**	**14**	<10	**690**	-----	-----	-----	-----
GWR-1	05/16/00	Secor	**880**	-----	**160**	<10	**16**	**16**	**6.1**	**550**	-----	-----	-----	-----
GWR-1	11/30/00	Secor	**3,200**	-----	**1,600**	**8.6**	**87**	**33**	<0.50	**360**	-----	-----	-----	-----
GWR-1	05/08/01	Secor	**4,400**	-----	**1,800**	**170**	**160**	**235**	<10	**370**	-----	-----	-----	-----
GWR-1	11/06/01	Secor	**2,300**	-----	**240**	**13**	**31**	**56**	<0.50	**2,400**	-----	-----	-----	-----
GWR-1	04/09/02	Secor	**2,500**	-----	**580**	<10	**18**	**57**	<10	**4,000**	-----	-----	-----	-----
GWR-1	10/23/02	Secor	**1,900**	-----	**270**	<10	<10	<10	<10	**2,500**	-----	-----	-----	-----
GWR-1	10/07/03	Secor	**1,400**	-----	**150**	**1.7**	**7.5**	**20**	**110**	**1,300**	-----	-----	-----	-----
GWR-1	05/06/05	Secor	**16,000**	-----	**260**	**610**	**460**	**2,060**	<5	**11**	-----	-----	-----	-----
GWR-1	08/01/05	Secor	**8,300**	-----	**1,700**	**490**	**370**	**1,110**	<20	**25**	-----	-----	-----	-----
GWR-1	05/04/06	Secor	**3,700**	-----	**980**	**23**	**120**	**343**	<10	**19**	-----	-----	-----	-----
GWR-1	09/18/06	Secor	**960**	-----	**220**	**4.4**	**19**	**64**	<2	**5.4**	-----	-----	-----	-----
GWR-1	05/02/07	Secor	**750**	-----	**170**	**1.3**	**12**	<1	<2	**4.1**	-----	-----	-----	**-----**
GWR-1	04/17/08	Secor	**3,600**	-----	**1,700**	**17**	**87**	**60**	<30	**21**	-----	-----	-----	**-----**
GWR-1	04/20/09	Blaine Tech for AMEC	**5,100**	-----	**3,000**	<15	**48**	<15	<30	**31**	<300	**30**	<30	<30
GWR-1	05/27/10	Blaine Tech	**2,100**	-----	**800**	**9.5**	**16**	**34**	<10	**23**	<100	**27**	<10	<10
GWR-1	04/13/11	Blaine Tech	**1,300**	-----	**490**	**43**	**31**	**54**	<5	**4.1**	**160**	**5.2**	<5	<5
GWR-1	04/20/12	CH2M Hill	**450**	**230**	**84**	<1	**4.8**	<1	<2	**3.4**	<20	**4.9**	<2	<2
GWR-1	10/18/12	CHHL	**440**	**240**	**140**	**2.2**	<1.5	**1.5**	<3	**8.6**	**68**	**15**	<3	<3
GWR-1	04/11/13	CHHL	<500	**330**	<2.5	<2.5	<2.5	<2.5	<5	**9.1**	**68**	**13**	<5	<5
GWR-1	10/11/13	CHHL	<200	**220**	<1	<1	<1	<1	<2	**6.7**	**120**	**12**	<2	<2
GWR-1	04/17/14	CHHL	**130**	**90**	<0.50	<0.50	<0.50	<0.50	<0.50	**6.6**	**180**	**10**	<1	<1
GWR-1	10/30/14	BT for CH2MHill	<100	**1,000 HD**	<0.50	<0.50	<0.50	<0.50	<0.50	**8.9**	**54**	**5.3**	<1.0	<1.0
GWR-1R	04/18/17	BT for CH2MHill	<50	<50	<0.50	<0.50	<0.50	<0.50	**0.72**	<0.50	**93**	**4.7**	<1.0	<1.0
DUP-1 (GWR-1R)	04/18/17	BT for CH2MHill	<50	**55J**	<0.50	<0.50	<0.50	<0.50	**0.59**	<0.50	**82**	**3.7**	<1.0	<1.0
GWR-1R	10/05/17	BT for CH2MHill	<50	<50	<0.50	<0.50	<0.50	<0.50	**0.96**	<0.50	**76**	**5.2**	<1.0	<1.0
DUP-2 (GWR-1R)	10/05/17	BT for CH2MHill	<50	<50	<0.50	<0.50	<0.50	<0.50	**1.0**	<0.50	**100**	**5.6**	<1.0	<1.0
GWR-1R	04/18/18	BT for Jacobs	<50	<50	<0.50	<0.50	<0.50	<0.50	**1.1**	**0.52**	**90**	**5.7**	<1	<1
DUP (GWR-1R)	04/18/18	BT for Jacobs	<50	<50	<0.50	<0.50	<0.50	<0.50	**1.0**	<0.50	**79**	**5.2**	<1	<1
GWR-1R	11/08/18	BT for Jacobs	<50	<50	<0.50	<0.50	<0.50	<0.50	**1.1**	<0.50	**61**	**3.3**	<1.0	<1.0
DUP-2 (GWR-1R)	11/08/18	BT for Jacobs	<50	<50	<0.50	<0.50	<0.50	<0.50	**1.0**	<0.50	**50**	**3.3**	<1.0	<1.0
GWR-1R	04/18/19	BT for Jacobs	<50	<50	<0.50	<0.50	<0.50	<0.50	**1.0**	<0.50	**28**	**1.4**	<1	<1
DUPE (GWR-1R)	04/18/19	BT for Jacobs	<50	<50	<0.50	<0.50	<0.50	<0.50	**1.1**	<0.50	**30**	**1.4**	<1	<1
GWR-1R	11/01/19	BT for Jacobs	<50	<50	<0.50	<0.50	<0.50	<0.50	**1.2**	<0.50	<10	<1.0	<1.0	<1.0
DUP-2 (GWR-1R)	11/01/19	BT for Jacobs	<50	<50	<0.50	<0.50	<0.50	<0.50	**1.2**	<0.50	<10	<1.0	<1.0	<1.0
GWR-1R	05/11/20	BT for Jacobs	<50	**52**	<0.50	<0.50	<0.50	<0.50	**1.3**	<0.50	<10	<1.0	<1.0	<1.0
DUP (GWR-1R)	05/11/20	BT for Jacobs	<50	<50	<0.50	<0.50	<0.50	<0.50	**1.3**	<0.50	<10	<1.0	<1.0	<1.0
GWR-1R	11/05/20	BT for Jacobs	<50	<50	<0.50	<0.50	<0.50	<0.50	**1.0**	<0.50	<10	<1.0	<1.0	<1.0
DUP-3 (GWR-1R)	11/05/20	BT for Jacobs	<50	<50	<0.50	<0.50	<0.50	<0.50	**0.98**	<0.50	<10	<1.0	<1.0	<1.0
GWR-1R	05/05/21	BT for Jacobs	<50	<50	<0.50	<0.50	<0.50	<0.50	<0.50	<0.50	<10	<1.0	<1.0	<1.0
DUP-2 (GWR-1R)	05/05/21	BT for Jacobs	<50	<50	<0.50	<0.50	<0.50	<0.50	<0.50	<0.50	<10	<1.0	<1.0	<1.0
GWR-1R	11/02/21	BT for Jacobs	<50	<50	<0.50	<0.50	<0.50	<0.50	<0.50	<0.50	<10	<1.0	<1.0	<1.0
DUP-3 (GWR-1R)	11/02/21	BT for Jacobs	<50	**53**	<0.50	<0.50	<0.50	<0.50	<0.50	<0.50	<10	<1.0	<1.0	<1.0
GWR-1R	05/11/22	BT for Jacobs	<50	<50	<0.50	<0.50	<0.50	<0.50	<0.50	<0.50	<10	<1.0	<1.0	<1.0
DUP-3 (GWR-1R)	05/11/22	BT for Jacobs	<50	<50	<0.50	<0.50	<0.50	<0.50	<0.50	<0.50	<10	<1.0	<1.0	<1.0
GWR-1R	11/03/22	BT for Jacobs	<50	**51**	<0.50	<0.50	<0.50	<0.50	<0.50	**0.73**	<10	<1.0	<1.0	<1.0

APPENDIX D

HISTORICAL ANALYTICAL RESULTS FOR TPH, BTEX COMPOUNDS, 1,2-DCA, AND FUEL OXYGENATES IN GROUNDWATER, NOVEMBER 1996 THROUGH NOVEMBER 2022

Defense Fuel Support Point Norwalk

15306 Norwalk Boulevard, Norwalk, California 90650

Well	Date	Sampled By	TPH-g (µg/L)	TPH-d (µg/L)	Benzene (µg/L)	Toluene (µg/L)	Ethyl-benzene (µg/L)	Xylenes (µg/L)	1,2-DCA (µg/L)	MTBE (µg/L)	TBA (µg/L)	DIPE (µg/L)	ETBE (µg/L)	TAME (µg/L)
DUP-2 (GWR-1R)	11/03/22	BT for Jacobs	<50	**54**	<0.50	<0.50	<0.50	<0.50	<0.50	**0.69**	<10	<1.0	<1.0	<1.0
GWR-3	10/08/10	Blaine Tech	**21,000**	-----	**10,000**	<100	<100	<100	<200	**400**	<2,000	<200	<200	<200
GWR-3	04/13/11	Blaine Tech	**25,000**	-----	**11,000**	<50	<50	<50	<100	**300**	<1,000	<100	<100	<100
GWR-3	10/13/11	CH2M Hill	<20,000	-----	**9,100**	<100	<100	<100	<200	**280**	<2,000	<200	<200	<200
HL-2	11/27/96	Terra Services	-----	-----	**2,600**	**100**	**560**	**390**	**170**	**3,000**	-----	-----	-----	-----
HL-2	07/16/97	Terra Services	**1,400**	**530**	**200**	**1.2**	**150**	**13**	**74**	**810**	-----	-----	-----	-----
HL-2	01/09/98	Terra Services	**150**	-----	<0.50	**0.79**	**3.5**	<1.5	**40**	**570**	-----	-----	-----	-----
HL-2	01/12/98	Terra Services	-----	<500	-----	-----	-----	-----	-----	-----	-----	-----	-----	-----
HL-2	05/27/98	Terra Services	**500**	-----	**72**	**9.0**	**6.0**	**42**	**60**	**308**	-----	-----	-----	-----
HL-2	11/17/98	Alton Geoscience	<300	-----	**0.95**	<0.50	<0.50	**0.60**	**0.94**	**14**	-----	-----	-----	-----
HL-2	05/07/99	Alton Geoscience	<500	<500	**1.8**	**5.1**	<0.50	**1.8**	<1	**4.8**	-----	-----	-----	-----
HL-2	11/19/99	Secor	<300	-----	**2.0**	<0.50	<0.50	<0.50	**2.6**	**36**	-----	-----	-----	-----
HL-2	05/16/00	Secor	<300	-----	<0.50	<0.50	<0.50	<0.50	**1.4**	**14**	-----	-----	-----	-----
HL-2	11/29/00	Secor	<300	-----	<0.50	<0.50	<0.50	<0.50	<0.50	**3.2**	-----	-----	-----	-----
HL-2	05/08/01	Secor	<300	-----	<0.50	<0.50	<0.50	<0.50	<0.50	**7.3**	-----	-----	-----	-----
HL-2	11/06/01	Secor	<300	-----	<0.50	<0.50	<0.50	<0.50	<0.50	**0.80**	-----	-----	-----	-----
HL-2	04/09/02	Secor	<300	-----	<0.50	<0.50	<0.50	<0.50	<0.50	<0.50	-----	-----	-----	-----
HL-2	04/08/03	Secor	<50	-----	<0.50	<0.50	<0.50	<0.50	<0.50	**0.85**	-----	-----	-----	-----
HL-2	07/08/03	Geomatrix	-----	-----	<0.50	<1	<1	<1	<0.50	<1	-----	-----	-----	-----
HL-2	10/07/03	Secor	<50	-----	<0.50	<0.50	<0.50	<0.50	<0.50	**0.96**	-----	-----	-----	-----
HL-2	04/21/04	Secor	<50	-----	<0.50	<0.50	<0.50	<0.50	<0.50	**7.9**	-----	-----	-----	-----
HL-2	07/08/04	Geomatrix	<50	-----	<0.50	<0.50	<0.50	<0.50	<0.50	**0.67**	-----	-----	-----	-----
HL-2	05/06/05	Secor	**280**	-----	**78**	<0.50	<0.50	**1.2**	**15**	**130**	-----	-----	-----	-----
HL-2	11/03/05	Secor	<50	-----	<0.50	<0.50	<0.50	<0.50	<1	**1.8**	-----	-----	-----	-----
HL-2	05/09/06	Secor	<50	-----	<0.50	<0.50	<0.50	<0.50	<0.50	**1.7**	-----	-----	-----	-----
HL-2	12/06/06	Secor	<50	-----	<0.50	<0.50	<0.50	<0.50	<0.50	<0.50	-----	-----	-----	-----
HL-2	05/02/07	Secor	<50	-----	<0.50	<0.50	<0.50	<0.50	<0.50	<0.50	-----	-----	-----	-----
HL-2	11/13/07	Secor	<50	-----	<0.50	<0.50	<0.50	<0.50	<0.50	<0.50	-----	-----	-----	-----
HL-2	04/17/08	Secor	<50	-----	<0.50	<0.50	<0.50	<0.50	<0.50	**0.56**	-----	-----	-----	**-----**
HL-2	10/17/08	Stantec	<50	-----	<0.50	<0.50	<0.50	<0.50	<0.50	<0.50	-----	-----	-----	**-----**
HL-2	04/20/09	Blaine Tech for AMEC	<50	-----	<0.50	<0.50	<0.50	<0.50	<0.50	<0.50	<10	<1	<1	<1
HL-2	10/21/09	Blaine Tech	<50	-----	<0.50	<0.50	<0.50	<0.50	<0.50	<0.50	<10	<1	<1	<1
HL-2	05/26/10	Blaine Tech	<50	-----	<0.50	<0.50	<0.50	<0.50	<0.50	<0.50	<10	<1	<1	<1
HL-2	10/06/10	Blaine Tech	<50	-----	<0.50	<0.50	<0.50	<0.50	<0.50	<0.50	<10	<1	<1	<1
HL-2	04/12/11	Blaine Tech	<50	-----	<0.50	<0.50	<0.50	<0.50	<0.50	**0.57**	<10	<1	<1	<1
HL-2	10/11/11	CH2M Hill	<50	-----	<0.50	<0.50	<0.50	<0.50	<0.50	<0.50	<10	<1	<1	<1
HL-2	04/17/12	CH2M Hill	<50	<50	<0.50	<0.50	<0.50	<0.50	<0.50	<0.50	<10	<1	<1	<1
HL-2	10/16/12	CHHL	<50	<50	<0.50	<0.50	<0.50	<0.50	<0.50	<0.50	<10	<1	<1	<1
HL-2	04/10/13	CHHL	<50	<50	<0.50	<0.50	<0.50	<0.50	<0.50	<0.50	<10	<1	<1	<1
HL-2	10/09/13	CHHL	<50	<50	<0.50	<0.50	<0.50	<0.50	<0.50	<0.50	<10	<1	<1	<1
HL-2	04/15/14	CHHL	<50	<50	<0.50	<0.50	<0.50	<0.50	<0.50	<0.50	<10	<1	<1	<1
HL-2	10/29/14	BT for CH2MHill	<50	<50	<0.50	<0.50	<0.50	<0.50	<0.50	**0.58**	<10	<1.0	<1.0	<1.0
HL-2	04/22/15	BT for CH2MHill	<50	<50	<0.50	<0.50	<0.50	**0.61**	<0.50	**0.88**	<10	<1.0	<1.0	<1.0
HL-2	10/21/15	BT for CH2MHill	<50	<50	<0.50	<0.50	<0.50	<0.50	<0.50	<0.50	<10	<1.0	<1.0	<1.0
HL 2	04/13/16	BT for CH2MHill	<50	**63**	<0.50	<0.50	<0.50	<0.50	<0.50	<0.50	<10	<1.0	<1.0	<1.0
HL-2	10/05/16	BT for CH2MHill	<50	<50	<0.50	<0.50	<0.50	<0.50	<0.50	<0.50	<10	<1.0	<1.0	<1.0
DUP-2 (HL-2)	10/05/16	BT for CH2MHill	<50	<50	<0.50	<0.50	<0.50	<0.50	<0.50	<0.50	<10	<1.0	<1.0	<1.0
HL-2	04/18/17	BT for CH2MHill	<50	<50	<0.50	<0.50	<0.50	<0.50	<0.50	<0.50	<10	<1.0	<1.0	<1.0
HL-2	10/05/17	BT for CH2MHill	<50	**270**	<0.50	<0.50	<0.50	<0.50	<0.50	<0.50	<10	<1.0	<1.0	<1.0
HL-2	04/19/18	BT for Jacobs	<50	**72**	<0.50	<0.50	<0.50	<0.50	<0.50	<0.50	<10	<1	<1	<1

APPENDIX D

HISTORICAL ANALYTICAL RESULTS FOR TPH, BTEX COMPOUNDS, 1,2-DCA, AND FUEL OXYGENATES IN GROUNDWATER, NOVEMBER 1996 THROUGH NOVEMBER 2022

Defense Fuel Support Point Norwalk

15306 Norwalk Boulevard, Norwalk, California 90650

Well	Date	Sampled By	TPH-g (µg/L)	TPH-d (µg/L)	Benzene (µg/L)	Toluene (µg/L)	Ethyl-benzene (µg/L)	Xylenes (µg/L)	1,2-DCA (µg/L)	MTBE (µg/L)	TBA (µg/L)	DIPE (µg/L)	ETBE (µg/L)	TAME (µg/L)
HL-2	11/07/18	BT for Jacobs	<50	<50	<0.50	<0.50	<0.50	<0.50	<0.50	<0.50	<10	<1.0	<1.0	<1.0
HL-2	04/18/19	BT for Jacobs	<50	<50	<0.50	<0.50	<0.50	<0.50	<0.50	<0.50	<10	<1	<1	<1
HL-2	11/01/19	BT for Jacobs	<50	<50	<0.50	<0.50	<0.50	<0.50	<0.50	<0.50	<10	<1.0	<1.0	<1.0
HL-2	05/12/20	BT for Jacobs	<50	**52**	<0.50	<0.50	<0.50	<0.50	<0.50	<0.50	<10	<1.0	<1.0	<1.0
HL-2	11/05/20	BT for Jacobs	<50	<50	<0.50	<0.50	<0.50	<0.50	<0.50	<0.50	<10	<1.0	<1.0	<1.0
HL-2	05/06/21	BT for Jacobs	<50	<50	<0.50	<0.50	<0.50	<0.50	<0.50	<0.50	<10	<1.0	<1.0	<1.0
HL-2	11/03/21	BT for Jacobs	<50	<50	<0.50	<0.50	<0.50	<0.50	<0.50	<0.50	<10	<1.0	<1.0	<1.0
HL-2	05/11/22	BT for Jacobs	<50	<50	<0.50	<0.50	<0.50	<0.50	<0.50	<0.50	<10	<1.0	<1.0	<1.0
HL-2	11/03/22	BT for Jacobs	<50	<50	<0.50	<0.50	<0.50	<0.50	<0.50	<0.50	<10	<1.0	<1.0	<1.0
HL-3	05/10/01	Secor	<300	-----	<0.50	<0.50	<0.50	<0.50	**1.4**	**110**	-----	-----	-----	-----
HL-3	11/06/01	Secor	<300	-----	<0.50	<0.50	<0.50	<0.50	**1.6**	**93**	-----	-----	-----	-----
HL-3	04/10/02	Secor	<300	-----	<0.50	<0.50	<0.50	<0.50	**1.1**	**77**	-----	-----	-----	-----
HL-3	10/23/02	Secor	<300	-----	<0.50	<0.50	<0.50	<0.50	<0.50	**85**	-----	-----	-----	-----
HL-3	10/07/03	Secor	**80**	-----	<0.50	<0.50	<0.50	<0.50	<0.50	**67**	-----	-----	-----	-----
HL-3	05/06/05	Secor	<50	-----	<0.50	<0.50	<0.50	<0.50	<0.50	<0.50	-----	-----	-----	-----
HL-3	05/03/06	Secor	<50	-----	<0.50	<0.50	<0.50	<0.50	<0.50	<0.50	-----	-----	-----	-----
HL-3	05/02/07	Secor	**81**	-----	<0.50	<0.50	<0.50	<0.50	<0.50	**38**	-----	-----	-----	-----
HL-3	04/17/08	Secor	<50	-----	<0.50	<0.50	<0.50	<0.50	<0.50	**4.7**	-----	-----	-----	-----
HL-3	04/20/09	Blaine Tech for AMEC	<50	-----	<0.50	<0.50	<0.50	<0.50	<0.50	**1.2**	<10	<1	<1	<1
HL-3	05/27/10	Blaine Tech	<50	-----	<0.50	<0.50	<0.50	<0.50	<0.50	<0.50	<10	<1	<1	<1
HL-3	04/12/11	Blaine Tech	<50	-----	<0.50	<0.50	<0.50	<0.50	<0.50	<0.50	<10	<1	<1	<1
HL-3	04/18/12	CH2M Hill	<50	<50	<0.50	<0.50	<0.50	<0.50	<0.50	<0.50	<10	<1	<1	<1
HL-3	04/10/13	CHHL	<50	<50	<0.50	<0.50	<0.50	<0.50	<0.50	<0.50	<10	<1	<1	<1
HL-3	10/10/13	CHHL	<50	<50	<0.50	<0.50	<0.50	<0.50	<0.50	<0.50	<10	<1	<1	<1
HL-3	04/16/14	CHHL	<50	**130**	<0.50	<0.50	<0.50	<0.50	<0.50	<0.50	<10	<1	<1	<1
HL-3	10/30/14	BT for CH2MHill	<100	<100	<0.50	<0.50	<0.50	<0.50	<0.50	<0.50	<10	<1.0	<1.0	<1.0
HL-3	04/22/15	BT for CH2MHill	<50	**70**	<0.50	<0.50	<0.50	<0.50	<0.50	**1.4**	<10	<1.0	<1.0	<1.0
HL-3	10/23/15	BT for CH2MHill	**60 HD**	<50	<0.50	<0.50	<0.50	<0.50	<0.50	<0.50	<10	<1.0	<1.0	<1.0
HL 3	04/13/16	BT for CH2MHill	<50	**100**	<0.50	<0.50	**0.80**	**3.0**	<0.50	<0.50	<10	<1.0	<1.0	<1.0
HL-3	10/06/16	BT for CH2MHill	<50	<50	<0.50	<0.50	<0.50	<0.50	<0.50	<0.50	<10	<1.0	<1.0	<1.0
HL-3	04/18/17	BT for CH2MHill	<50	<50	<0.50	<0.50	<0.50	<0.50	<0.50	<0.50	<10	<1.0	<1.0	<1.0
HL-3	10/05/17	BT for CH2MHill	<50	<50	<0.50	<0.50	<0.50	<0.50	<0.50	<0.50	<10	<1.0	<1.0	<1.0
HL-3	04/18/18	BT for Jacobs	<50	<50	<0.50	<0.50	<0.50	<0.50	<0.50	<0.50	<10	<1	<1	<1
HL-3	11/09/18	BT for Jacobs	<50	<50	<0.50	<0.50	<0.50	<0.50	<0.50	<0.50	<10	<1.0	<1.0	<1.0
HL-3	04/18/19	BT for Jacobs	<50	<50	<0.50	<0.50	<0.50	<0.50	<0.50	<0.50	<10	<1	<1	<1
HL-3	10/30/19	BT for Jacobs	<50	<50	<0.50	<0.50	<0.50	<0.50	<0.50	<0.50	<10	<1.0	<1.0	<1.0
HL-3	05/07/20	BT for Jacobs	<50	<50	<0.50	<0.50	<0.50	<0.50	<0.50	<0.50	<10	<1.0	<1.0	<1.0
HL-3	11/03/20	BT for Jacobs	<50	<50	<0.50	<0.50	<0.50	<0.50	<0.50	<0.50	<10	<1.0	<1.0	<1.0
HL-3	05/05/21	BT for Jacobs	<50	<50	<0.50	<0.50	<0.50	<0.50	<0.50	<0.50	<10	<1.0	<1.0	<1.0
HL-3	11/03/21	BT for Jacobs	<50	**64**	<0.50	<0.50	<0.50	<0.50	<0.50	**0.59**	<10	<1.0	<1.0	<1.0
HL-3	05/11/22	BT for Jacobs	<50	**65**	<0.50	<0.50	<0.50	<0.50	<0.50	<0.50	<10	<1.0	<1.0	<1.0
HL-3	11/01/22	BT for Jacobs	<50	**59**	<0.50	<0.50	<0.50	<0.50	<0.50	**0.65**	<10	<1.0	<1.0	<1.0
HL-4	11/25/96	Terra Services	-----	-----	<10	**3.2**	**350**	**8.5**	<3	**1,200**	-----	-----	-----	-----
HL-4	07/16/97	Terra Services	**270**	<500	**76**	<1	<1	**17**	**33**	**1,500**	-----	-----	-----	-----
HL-4	01/08/98	Terra Services	**590**	**660**	**170**	**13**	**7.1**	**5.0**	**90**	**2,300**	-----	-----	-----	-----
HL-4	05/27/98	Terra Services	**1,100**	-----	**156**	**26**	**15**	**120**	**28**	**440**	-----	-----	-----	-----
HL-4	11/17/98	Alton Geoscience	**2,030**	-----	**700**	**76**	**20**	**108**	<0.50	**904**	-----	-----	-----	-----
HL-4	05/07/99	Alton Geoscience	**2,800**	<500	**1,100**	**31**	**130**	**84**	<6	**1,500**	-----	-----	-----	-----
HL-4	11/18/99	Secor	**2,500**	-----	**720**	<10	<10	**118**	<10	**520**	-----	-----	-----	-----
HL-4	05/16/00	Secor	**1,200**	-----	**300**	<10	<10	**29**	**51**	**740**	-----	-----	-----	-----

APPENDIX D

HISTORICAL ANALYTICAL RESULTS FOR TPH, BTEX COMPOUNDS, 1,2-DCA, AND FUEL OXYGENATES IN GROUNDWATER, NOVEMBER 1996 THROUGH NOVEMBER 2022

Defense Fuel Support Point Norwalk

15306 Norwalk Boulevard, Norwalk, California 90650

Well	Date	Sampled By	TPH-g (µg/L)	TPH-d (µg/L)	Benzene (µg/L)	Toluene (µg/L)	Ethyl-benzene (µg/L)	Xylenes (µg/L)	1,2-DCA (µg/L)	MTBE (µg/L)	TBA (µg/L)	DIPE (µg/L)	ETBE (µg/L)	TAME (µg/L)
HL-4	11/29/00	Secor	**1,900**	-----	**26**	<10	<10	<10	**89**	**2,800**	-----	-----	-----	-----
HL-4	05/08/01	Secor	**1,700**	-----	**39**	<0.50	**0.50**	**1.7**	**27**	**3,300**	-----	-----	-----	-----
HL-4	11/06/01	Secor	**950**	-----	**97**	<0.50	<0.50	**0.90**	<0.50	**930**	-----	-----	-----	-----
HL-4	04/09/02	Secor	**1,600**	-----	**940**	<5	<5	**35**	<5	**200**	-----	-----	-----	-----
HL-4	10/23/02	Secor	<300	-----	**8.5**	<5	<5	<5	<5	**1,100**	-----	-----	-----	-----
HL-4	04/08/03	Secor	**1,500**	-----	**2.8**	<2.5	<2.5	<2.5	**36**	**2,200**	-----	-----	-----	-----
HL-4	10/07/03	Secor	**690**	-----	**140**	<1	<1	<1	<2	**480**	-----	-----	-----	-----
HL-4	04/21/04	Secor	**340**	-----	**39**	<0.50	<0.50	<0.50	<1	**370**	-----	-----	-----	-----
HL-4	11/03/04	Secor	**200**	-----	**54**	<0.50	<0.50	<0.50	<0.50	**13**	-----	-----	-----	-----
HL-5	07/14/97	Terra Services	**950**	**3,200**	-----	-----	-----	-----	-----	-----	-----	-----	-----	-----
HP-1	08/07/97	GTI	-----	-----	<5	<5	<5	<10	<5	<5	-----	-----	-----	-----
HP-2	08/07/97	GTI	-----	-----	<5	<5	<5	<10	<5	<5	-----	-----	-----	-----
HP-3	08/07/97	GTI	-----	-----	<5	<5	<5	<10	<5	<5	-----	-----	-----	-----
HP-6	08/08/97	GTI	-----	-----	<5	<5	<5	<10	<5	<5	-----	-----	-----	-----
HP-8	08/08/97	GTI	-----	-----	**11,000**	**12,000**	**1,200**	**7,300**	<500	<500	-----	-----	-----	-----
MW-6	11/22/96	Terra Services	-----	-----	<0.50	<0.50	<0.50	<1.5	**130**	**70**	-----	-----	-----	-----
MW-6	07/16/97	Terra Services	<100	<500	<0.50	<0.50	<0.50	<1	**32**	**62**	-----	-----	-----	-----
MW-6	01/05/98	Terra Services	<100	<500	<0.50	<0.50	<0.50	<1.5	**11**	**39**	-----	-----	-----	-----
MW-6	05/26/98	Terra Services	<300	-----	<2.5	<2.5	<2.5	<5	**118**	**107**	-----	-----	-----	-----
MW-6	11/17/98	Alton Geoscience	<300	-----	**4.8**	**12**	**1.5**	**9.9**	**9.2**	**13**	-----	-----	-----	-----
MW-6	05/07/99	Alton Geoscience	<500	<500	<0.50	**1.5**	<0.50	<0.50	**83**	**120**	-----	-----	-----	-----
MW-6	11/16/99	Secor	<300	-----	<0.50	<0.50	<0.50	<0.50	**20**	**18**	-----	-----	-----	-----
MW-6	05/19/00	Secor	<300	-----	<0.50	<0.50	<0.50	<0.50	**14**	**12**	-----	-----	-----	-----
MW-6	11/28/00	Secor	<300	-----	<0.50	<0.50	<0.50	<0.50	**12**	**3.0**	-----	-----	-----	-----
MW-6	05/09/01	Secor	<300	-----	<0.50	<0.50	<0.50	<0.50	**9.8**	**11**	-----	-----	-----	-----
MW-6	11/07/01	IT Corporation	<300	-----	<0.50	<0.50	<0.50	<0.50	**11**	**6.2**	-----	-----	-----	-----
MW-6	04/11/02	Secor	<300	-----	<0.50	<0.50	<0.50	<0.50	**7.6**	**6.0**	-----	-----	-----	-----
MW-6	10/24/02	Secor	<300	-----	<0.50	<0.50	<0.50	<0.50	**9.4**	**4.6**	-----	-----	-----	-----
MW-6	04/10/03	Secor	<50	-----	<0.50	<0.50	<0.50	<0.50	**7.4**	**3.2**	-----	-----	-----	-----
MW-6	10/08/03	Secor	<50	-----	<0.50	<0.50	<0.50	<0.50	**9.1**	**2.5**	-----	-----	-----	-----
MW-6	04/21/04	Secor	<50	-----	<0.50	<0.50	<0.50	<0.50	**4.9**	**2.8**	-----	-----	-----	-----
MW-6	11/05/04	Secor	<50	-----	<0.50	<0.50	<0.50	<0.50	**4.0**	**4.0**	-----	-----	-----	-----
MW-6	05/05/05	Secor	**89**	-----	<0.50	<0.50	<0.50	<0.50	**16**	**61**	-----	-----	-----	-----
MW-6	11/03/05	Secor	<50	-----	<0.50	<0.50	<0.50	<0.50	**9.9**	**30**	-----	-----	-----	-----
MW-6	05/03/06	Secor	<50	-----	<0.50	<0.50	<0.50	<0.50	**6.8**	**2.5**	-----	-----	-----	-----
MW-6	12/07/06	Secor	<50	-----	<0.50	<0.50	<0.50	<0.50	**7.1**	**2.7**	-----	-----	-----	-----
MW-6	05/05/07	Secor	<50	-----	<0.50	<0.50	<0.50	<0.50	**4.0**	**2.5**	-----	-----	-----	-----
MW-6	11/14/07	Secor	<50	-----	<0.50	<0.50	<0.50	<0.50	**3.4**	**2.3**	-----	-----	-----	-----
MW-6	04/17/08	Secor	<50	-----	<0.50	<0.50	<0.50	<0.50	**2.2**	**2.7**	-----	-----	-----	**-----**
MW-6	10/17/08	Stantec	<50	-----	<0.50	<0.50	<0.50	<0.50	**2.5**	**4.0**	-----	-----	-----	**-----**
MW-6	04/22/09	Blaine Tech for AMEC	<50	-----	<0.50	<0.50	<0.50	<0.50	**1.6**	**0.69**	<10	<1	<1	<1
MW-6	10/21/09	Blaine Tech	<50	-----	<0.50	<0.50	<0.50	<0.50	**1.5**	**1.0**	<10	<1	<1	<1
MW-6	05/27/10	Blaine Tech	<50	-----	<0.50	<0.50	<0.50	<0.50	**1.5**	**1.9**	<10	<1	<1	<1
MW-6	10/06/10	Blaine Tech	<50	-----	<0.50	<0.50	<0.50	<0.50	**2.7**	**2.0**	<10	<1	<1	<1
MW-6	04/12/11	Blaine Tech	<50	-----	<0.50	<0.50	<0.50	<0.50	**1.7**	**2.3**	<10	<1	<1	<1

APPENDIX D

HISTORICAL ANALYTICAL RESULTS FOR TPH, BTEX COMPOUNDS, 1,2-DCA, AND FUEL OXYGENATES IN GROUNDWATER, NOVEMBER 1996 THROUGH NOVEMBER 2022

Defense Fuel Support Point Norwalk

15306 Norwalk Boulevard, Norwalk, California 90650

Well	Date	Sampled By	TPH-g (µg/L)	TPH-d (µg/L)	Benzene (µg/L)	Toluene (µg/L)	Ethyl-benzene (µg/L)	Xylenes (µg/L)	1,2-DCA (µg/L)	MTBE (µg/L)	TBA (µg/L)	DIPE (µg/L)	ETBE (µg/L)	TAME (µg/L)
MW-6	10/11/11	CH2M Hill	<50	-----	<0.50	<0.50	<0.50	<0.50	**1.2**	**1.0**	<10	<1	<1	<1
MW-6	04/19/12	CH2M Hill	<50	<50	<0.50	<0.50	<0.50	<0.50	**0.86**	<0.50	<10	<1	<1	<1
MW-6	10/17/12	CHHL	<50	<50	<0.50	<0.50	<0.50	<0.50	<0.50	<0.50	<10	<1	<1	<1
MW-6	04/10/13	CHHL	<50	<50	<0.50	<0.50	<0.50	<0.50	**0.70**	<0.50	<10	<1	<1	<1
MW-6	10/10/13	CHHL	<50	<50	<0.50	<0.50	<0.50	<0.50	**0.82**	**0.51**	<10	<1	<1	<1
MW-6	04/16/14	CHHL	<50	<50	<0.50	<0.50	<0.50	<0.50	**0.58**	**0.55**	<10	<1	<1	<1
MW-6	10/29/14	BT for CH2MHill	<50	<50	<0.50	<0.50	<0.50	<0.50	**0.51**	**0.67**	<10	<1.0	<1.0	<1.0
MW-6	04/22/15	BT for CH2MHill	<50	<50	<0.50	<0.50	<0.50	<0.50	<0.50	**1.0**	<10	<1.0	<1.0	<1.0
MW-6	10/23/15	BT for CH2MHill	<50	<50	<0.50	<0.50	<0.50	**0.99**	**1.9**	**5.7**	<10	**1.1**	<1.0	<1.0
MW 6	04/14/16	BT for CH2MHill	<50	<50	<0.50	<0.50	<0.50	<0.50	**0.72**	**1.2**	<10	<1.0	<1.0	<1.0
MW-6	10/05/16	BT for CH2MHill	<50	<50	<0.50	<0.50	<0.50	<0.50	**0.96**	**1.2**	<10	<1.0	<1.0	<1.0
MW-6	04/19/17	BT for CH2MHill	<50	<50	<0.50	<0.50	<0.50	<0.50	**0.99**	**2.2**	<10	<1.0	<1.0	<1.0
MW-6	10/03/17	BT for CH2MHill	<50	<50	<0.50	<0.50	<0.50	<0.50	**14**	**2.0**	<10	**1.3**	<1.0	<1.0
MW-6	04/17/18	BT for Jacobs	<50	<50	<0.50	<0.50	<0.50	<0.50	**7.5**	**3.6**	<10	**2.3**	<1	<1
MW-6	11/07/18	BT for Jacobs	<50	<50	<0.50	<0.50	<0.50	<0.50	**1.3**	**1.6**	<10	<1.0	<1.0	<1.0
MW-6	04/17/19	BT for Jacobs	<50	<50	<0.50	<0.50	<0.50	<0.50	**3.1**	**1.8**	<10	<1	<1	<1
MW-6	10/29/19	BT for Jacobs	<50	**67**	<0.50	<0.50	<0.50	<0.50	**2.7**	**0.76**	<10	<1.0	<1.0	<1.0
MW-6	05/07/20	BT for Jacobs	<50	**51**	<0.50	<0.50	<0.50	<0.50	**2.5**	**0.75**	<10	<1.0	<1.0	<1.0
MW-6	11/05/20	BT for Jacobs	<50	<50	<0.50	<0.50	<0.50	<0.50	**1.6**	**0.51**	<10	<1.0	<1.0	<1.0
MW-6	05/05/21	BT for Jacobs	<50	**53**	<0.50	<0.50	<0.50	<0.50	**0.76**	<0.50	<10	<1.0	<1.0	<1.0
MW-6	11/02/21	BT for Jacobs	<50	**55**	<0.50	<0.50	<0.50	<0.50	**1.2**	<0.50	<10	<1.0	<1.0	<1.0
MW-6	05/10/22	BT for Jacobs	<50	**94**	<0.50	<0.50	<0.50	<0.50	**0.95**	<0.50	<10	<1.0	<1.0	<1.0
MW-6	11/01/22	BT for Jacobs	<50	**63**	<0.50	<0.50	<0.50	<0.50	**0.80**	<0.50	<10	<1.0	<1.0	<1.0
MW-7	11/25/96	Terra Services	-----	-----	**3.5**	<1	**16**	<3	**6.8**	**1,000**	-----	-----	-----	-----
MW-7	07/14/97	Terra Services	**540**	<500	**88**	<3	<3	<3	<3	**790**	-----	-----	-----	-----
MW-7	01/08/98	Terra Services	**150**	<500	**9.0**	<0.50	<0.50	<1.5	**4.1**	**400**	-----	-----	-----	-----
MW-7	05/26/98	Terra Services	**400**	-----	<5	<5	<5	**7.0**	**10**	**380**	-----	-----	-----	-----
MW-7	11/17/98	Alton Geoscience	<300	-----	**5.4**	**7.0**	<5	<5	<5	**351**	-----	-----	-----	-----
MW-7	05/07/99	Alton Geoscience	<500	<500	**0.79**	**2.2**	<0.50	**0.71**	**6.8**	**540**	-----	-----	-----	-----
MW-7	11/16/99	Secor	**540**	-----	**8.5**	<0.50	<0.50	<0.50	**4.7**	**670**	-----	-----	-----	-----
MW-7	05/17/00	Secor	**590**	-----	<5	<5	<5	<5	**14**	**900**	-----	-----	-----	-----
MW-7	11/30/00	Secor	**590**	-----	**4.1**	<0.50	<0.50	<0.50	**5.4**	**640**	-----	-----	-----	-----
MW-7	05/09/01	Secor	<300	-----	<0.50	<0.50	<0.50	<0.50	**3.1**	**36**	-----	-----	-----	-----
MW-7	11/06/01	Secor	<300	-----	<0.50	<0.50	<0.50	<0.50	**2.4**	**8.2**	-----	-----	-----	-----
MW-7	04/10/02	Secor	<300	-----	<0.50	<0.50	<0.50	<0.50	**1.6**	**71**	-----	-----	-----	-----
MW-7	10/23/02	Secor	<300	-----	<0.50	<0.50	<0.50	<0.50	**2.0**	**5.0**	-----	-----	-----	-----
MW-7	04/10/03	Secor	**57**	-----	<0.50	<0.50	<0.50	<0.50	**1.6**	**1.3**	-----	-----	-----	-----
MW-7	10/07/03	Secor	**67**	-----	<0.50	<0.50	<0.50	<0.50	**1.5**	**1.2**	-----	-----	-----	-----
MW-7	04/21/04	Secor	**62**	-----	<0.50	<0.50	<0.50	<0.50	**0.68**	**1.4**	-----	-----	-----	-----
MW-7	11/03/04	Secor	**58**	-----	<0.50	<0.50	<0.50	<0.50	<0.50	**0.85**	-----	-----	-----	-----
MW-7	05/06/05	Secor	**58**	-----	<0.50	<0.50	<0.50	<0.50	<0.50	**0.82**	-----	-----	-----	-----
MW-7	11/03/05	Secor	<100	-----	<0.50	<0.50	<0.50	<0.50	<1	<0.50	-----	-----	-----	-----
MW-7	05/03/06	Secor	<50	-----	<0.50	<0.50	<0.50	<0.50	<0.50	<0.50	-----	-----	-----	-----
MW-7	12/06/06	Secor	<50	-----	<0.50	<0.50	<0.50	<0.50	**0.65**	**1.5**	-----	-----	-----	-----
MW-7	05/02/07	Secor	<50	-----	<0.50	<0.50	<0.50	<0.50	**0.64**	**0.83**	-----	-----	-----	-----
MW-7	11/13/07	Secor	<50	-----	<0.50	<0.50	<0.50	<0.50	**0.57**	**0.83**	-----	-----	-----	-----
MW-7	04/17/08	Secor	<50	-----	<0.50	<0.50	<0.50	<0.50	<0.50	**0.80**	-----	-----	-----	-----
MW-7	10/17/08	Stantec	<50	-----	<0.50	<0.50	<0.50	<0.50	**1.8**	**0.94**	-----	-----	-----	-----
MW-7	04/20/09	Blaine Tech for AMEC	<50	-----	<0.50	<0.50	<0.50	<0.50	**2.1**	**0.60**	<10	**2.9**	<1	<1
MW-7	10/21/09	Blaine Tech	<50	-----	<0.50	<0.50	<0.50	<0.50	**2.8**	**0.56**	<10	**2.0**	<1	<1
MW-7	05/26/10	Blaine Tech	<50	-----	<0.50	<0.50	<0.50	<0.50	**0.87**	<0.50	<10	**5.5**	<1	<1

APPENDIX D

HISTORICAL ANALYTICAL RESULTS FOR TPH, BTEX COMPOUNDS, 1,2-DCA, AND FUEL OXYGENATES IN GROUNDWATER, NOVEMBER 1996 THROUGH NOVEMBER 2022

Defense Fuel Support Point Norwalk

15306 Norwalk Boulevard, Norwalk, California 90650

Well	Date	Sampled By	TPH-g (µg/L)	TPH-d (µg/L)	Benzene (µg/L)	Toluene (µg/L)	Ethyl-benzene (µg/L)	Xylenes (µg/L)	1,2-DCA (µg/L)	MTBE (µg/L)	TBA (µg/L)	DIPE (µg/L)	ETBE (µg/L)	TAME (µg/L)
MW-7	10/07/10	Blaine Tech	<50	-----	<0.50	<0.50	<0.50	<0.50	**1.0**	**0.64**	**260**	**9.3**	<1	<1
MW-7	04/12/11	Blaine Tech	<50	-----	<0.50	<0.50	<0.50	<0.50	**1.4**	<0.50	**98**	**6.0**	<1	<1
MW-7	10/11/11	CH2M Hill	<50	-----	<0.50	<0.50	<0.50	<0.50	**0.99**	<0.50	**25**	**1.5**	<1	<1
MW-7	04/18/12	CH2M Hill	<50	<50	<0.50	<0.50	<0.50	<0.50	**1.4**	<0.50	<10	<1	<1	<1
MW-7	10/17/12	CHHL	<50	<50	<0.50	<0.50	<0.50	<0.50	**1.0**	<0.50	<10	<1	<1	<1
MW-7	04/10/13	CHHL	<50	<50	<0.50	<0.50	<0.50	<0.50	**1.3**	<0.50	<10	<1	<1	<1
MW-7	10/10/13	CHHL	<50	<50	<0.50	<0.50	<0.50	<0.50	**1.1**	<0.50	<10	<1	<1	<1
MW-7	04/16/14	CHHL	<50	<50	<0.50	<0.50	<0.50	<0.50	**1.2**	<0.50	<10	<1	<1	<1
MW-7	10/29/14	BT for CH2MHill	<50	<50	<0.50	<0.50	<0.50	<0.50	**0.82**	<0.50	<10	<1.0	<1.0	<1.0
MW-7	04/22/15	BT for CH2MHill	<50	<50	<0.50	<0.50	<0.50	<0.50	<0.50	<0.50	<10	<1.0	<1.0	<1.0
MW-7	10/23/15	BT for CH2MHill	<50	<50	<0.50	<0.50	<0.50	<0.50	**1.0**	<0.50	<10	<1.0	<1.0	<1.0
MW 7	04/14/16	BT for CH2MHill	<50	<50	<0.50	<0.50	<0.50	<0.50	**0.78**	<0.50	<10	<1.0	<1.0	<1.0
MW-7	10/05/16	BT for CH2MHill	<50	<50	<0.50	<0.50	<0.50	<0.50	**1.1**	<0.50	<10	<1.0	<1.0	<1.0
MW-7	04/19/17	BT for CH2MHill	<50	<50	<0.50	<0.50	<0.50	<0.50	**0.77**	<0.50	<10	<1.0	<1.0	<1.0
MW-7	10/03/17	BT for CH2MHill	<50	<50	<0.50	<0.50	<0.50	<0.50	<0.50	<0.50	<10	<1.0	<1.0	<1.0
MW-7	04/17/18	BT for Jacobs	<50	<50	<0.50	<0.50	<0.50	<0.50	**0.61**	<0.50	<10	<1	<1	<1
MW-7	11/07/18	BT for Jacobs	<50	<50	<0.50	<0.50	<0.50	<0.50	**0.94**	<0.50	<10	<1.0	<1.0	<1.0
MW-7	04/18/19	BT for Jacobs	<50	<50	<0.50	<0.50	<0.50	<0.50	**1.1**	<0.50	<10	<1	<1	<1
MW-7	10/29/19	BT for Jacobs	<50	<50	<0.50	<0.50	<0.50	<0.50	<0.50	<0.50	<10	<1.0	<1.0	<1.0
MW-7	05/07/20	BT for Jacobs	<50	<50	<0.50	<0.50	<0.50	<0.50	<0.50	<0.50	<10	<1.0	<1.0	<1.0
MW-7	11/03/20	BT for Jacobs	<50	<50	<0.50	<0.50	<0.50	<0.50	<0.50	<0.50	<10	<1.0	<1.0	<1.0
MW-7	05/05/21	BT for Jacobs	<50	<50	<0.50	<0.50	<0.50	<0.50	<0.50	<0.50	<10	<1.0	<1.0	<1.0
MW-7	11/02/21	BT for Jacobs	<50	<50	<0.50	<0.50	<0.50	<0.50	<0.50	<0.50	<10	<1.0	<1.0	<1.0
MW-7	05/10/22	BT for Jacobs	<50	<50	<0.50	<0.50	<0.50	<0.50	<0.50	<0.50	<10	<1.0	<1.0	<1.0
MW-7	11/01/22	BT for Jacobs	<50	<50	<0.50	<0.50	<0.50	<0.50	<0.50	<0.50	<10	<1.0	<1.0	<1.0
MW-8	11/26/96	Terra Services	-----	-----	**4,400**	<30	<30	<80	<30	**26,000**	-----	-----	-----	-----
MW-8	07/17/97	Terra Services	<100	**520**	<10	<10	<10	<20	<10	**11,000**	-----	-----	-----	-----
MW-8	01/02/98	Terra Services	<100	<500	<0.50	<0.50	<0.50	<1.5	<0.50	**14**	-----	-----	-----	-----
MW-8	05/20/98	Terra Services	**400**	-----	<2.5	<2.5	<2.5	<5	<2.5	**554**	-----	-----	-----	-----
MW-8	11/17/98	Alton Geoscience	<300	-----	**2.4**	**6.0**	**0.80**	**4.6**	<0.50	**56**	-----	-----	-----	-----
MW-8	05/07/99	Alton Geoscience	<500	<500	<0.50	<0.50	<0.50	<0.50	<1	**52**	-----	-----	-----	-----
MW-8	11/18/99	Secor	<416	-----	<0.50	<0.50	<0.50	<0.50	<0.50	**7.2**	-----	-----	-----	-----
MW-8	05/17/00	Secor	<300	-----	<0.50	<0.50	<0.50	<0.50	<0.50	**3.0**	-----	-----	-----	-----
MW-8	11/29/00	Secor	<300	-----	<0.50	<0.50	<0.50	<0.50	<0.50	**15**	-----	-----	-----	-----
MW-8	02/06/01	Secor	<300	-----	<0.50	<0.50	<0.50	<0.50	<0.50	**380**	-----	-----	-----	-----
MW-8	05/08/01	Secor	<300	-----	<0.50	<0.50	<0.50	<0.50	<0.50	**430**	-----	-----	-----	-----
MW-8	09/19/01	Secor	**790**	-----	<0.50	<0.50	<0.50	<0.50	<0.50	**1,000**	-----	-----	-----	-----
MW-8	01/30/02	Secor	**1,700**	-----	<10	<10	<10	<10	<10	**1,900**	-----	-----	-----	-----
MW-8	04/10/02	Secor	**1,500**	-----	**11**	<10	<10	<10	<10	**2,200**	-----	-----	-----	-----
MW-8	10/22/02	Secor	<300	-----	**150**	<10	**12**	<10	<10	**750**	-----	-----	-----	-----
MW-8	01/29/03	Secor	<300	-----	<1	<1	<1	<1	<1	**190**	-----	-----	-----	-----
MW-8	04/09/03	Secor	<50	-----	<0.50	<0.50	<0.50	<0.50	<0.50	**28**	-----	-----	-----	-----
MW-8	07/30/03	Secor	<50	-----	<0.50	<0.50	<0.50	<0.50	<0.50	**13**	-----	-----	-----	-----
MW-8	10/06/03	Secor	**79**	-----	<0.50	<0.50	<0.50	<0.50	<0.50	**4.7**	-----	-----	-----	-----
MW-8	01/28/04	Secor	**100**	-----	<0.50	<0.50	<0.50	<0.50	<0.50	**4.0**	-----	-----	-----	-----
MW-8	04/20/04	Secor	<50	-----	<0.50	<0.50	<0.50	<0.50	<0.50	**0.61**	-----	-----	-----	-----
MW-8	07/19/04	Secor	**80**	-----	<0.50	<0.50	<0.50	<0.50	<0.50	**0.95**	-----	-----	-----	-----
MW-8	11/02/04	Secor	<50	-----	<0.50	<0.50	<0.50	<0.50	<0.50	<0.50	-----	-----	-----	-----
MW-8	02/02/05	Secor	<50	-----	<0.50	<0.50	<0.50	<0.50	<0.50	**1.8**	-----	-----	-----	-----
MW-8	05/04/05	Secor	<50	-----	<0.50	<0.50	<0.50	<0.50	<0.50	**1.2**	-----	-----	-----	-----
MW-8	08/02/05	Secor	<50	-----	<0.50	<0.50	<0.50	<0.50	<0.50	**2.4**	-----	-----	-----	-----

APPENDIX D

HISTORICAL ANALYTICAL RESULTS FOR TPH, BTEX COMPOUNDS, 1,2-DCA, AND FUEL OXYGENATES IN GROUNDWATER, NOVEMBER 1996 THROUGH NOVEMBER 2022

Defense Fuel Support Point Norwalk

15306 Norwalk Boulevard, Norwalk, California 90650

Well	Date	Sampled By	TPH-g (µg/L)	TPH-d (µg/L)	Benzene (µg/L)	Toluene (µg/L)	Ethyl-benzene (µg/L)	Xylenes (µg/L)	1,2-DCA (µg/L)	MTBE (µg/L)	TBA (µg/L)	DIPE (µg/L)	ETBE (µg/L)	TAME (µg/L)
MW-8	11/01/05	Secor	**110**	-----	<0.50	<0.50	<0.50	**4.2**	<0.50	**0.60**	-----	-----	-----	-----
MW-8	02/27/06	Secor	<50	-----	<0.50	<0.50	<0.50	<0.50	<0.50	**0.65**	-----	-----	-----	-----
MW-8	05/02/06	Secor	<100	-----	<0.50	<0.50	<0.50	<0.50	<1	**1.1**	-----	-----	-----	-----
MW-8	09/19/06	Secor	<100	-----	<0.50	<0.50	<0.50	<0.50	<1	**1.6**	-----	-----	-----	-----
MW-8	12/06/06	Secor	<100	-----	<0.50	<0.50	<0.50	<0.50	<1	**0.61**	-----	-----	-----	-----
MW-8	03/13/07	Secor	<50	-----	<0.50	<0.50	<0.50	<0.50	<0.50	<0.50	-----	-----	-----	-----
MW-8	05/04/07	Secor	<200	-----	<1	<1	<1	<1	<2	<1	-----	-----	-----	-----
MW-8	08/29/07	Secor	<200	-----	<1	<1	<1	<1	<2	<1	-----	-----	-----	-----
MW-8	11/13/07	Secor	<100	-----	<0.50	<0.50	<0.50	<0.50	<1	**1.9**	-----	-----	-----	-----
MW-8	02/07/08	Secor	<50	-----	<0.50	<0.50	<0.50	<0.50	<0.50	**1.7**	-----	-----	-----	-----
MW-8	04/18/08	Secor	<50	-----	<0.50	<0.50	<0.50	<0.50	<0.50	**3.3**	-----	-----	-----	-----
MW-8	10/14/08	Stantec	<100	-----	<0.50	<0.50	<0.50	<0.50	<1	**0.59**	-----	-----	-----	-----
MW-8	04/23/09	Blaine Tech for AMEC	<50	-----	<0.50	<0.50	<0.50	<0.50	<0.50	**1.0**	**2,000**	<1	<1	<1
MW-8	10/21/09	Blaine Tech	<50	-----	<0.50	<0.50	<0.50	<0.50	<0.50	**0.69**	**570**	<1	<1	<1
MW-8	05/27/10	Blaine Tech	<50	-----	<0.50	<0.50	<0.50	<0.50	<0.50	**0.62**	<10	<1	<1	<1
MW-8	10/07/10	Blaine Tech	<50	-----	<0.50	<0.50	<0.50	<0.50	<0.50	**0.53**	<1,600	<1	<1	<1
MW-8	04/13/11	Blaine Tech	<50	-----	<0.50	<0.50	<0.50	<0.50	<0.50	<0.50	**1,100**	<1	<1	<1
MW-8	10/11/11	CH2M Hill	<50	-----	<0.50	<0.50	<0.50	<0.50	<0.50	<0.50	**970**	<1	<1	<1
MW-8	04/19/12	CH2M Hill	<50	<50	<0.50	<0.50	<0.50	<0.50	<0.50	<0.50	**71**	<1	<1	<1
MW-8	10/17/12	CHHL	<50	<50	<0.50	<0.50	<0.50	<0.50	<0.50	<0.50	**220**	<1	<1	<1
MW-8	04/10/13	CHHL	<50	<50	<0.50	<0.50	<0.50	<0.50	<0.50	<0.50	<10	<1	<1	<1
MW-8	10/10/13	CHHL	<50	<50	<0.50	<0.50	<0.50	<0.50	<0.50	<0.50	<10	<1	<1	<1
MW-8	04/16/14	CHHL	<50	<50	<0.50	<0.50	<0.50	<0.50	<0.50	<0.50	<10	<1	<1	<1
MW-8	10/30/14	BT for CH2MHill	<50	<50	<0.50	<0.50	<0.50	<0.50	<0.50	**2.9**	<10	<1.0	<1.0	<1.0
MW-8	04/23/15	BT for CH2MHill	<50	<50	<0.50	<0.50	<0.50	<0.50	<0.50	**3.3**	<10	<1.0	<1.0	<1.0
MW-8	10/23/15	BT for CH2MHill	<50	<50	<0.50	<0.50	<0.50	<0.50	<0.50	**0.51**	<10	<1.0	<1.0	<1.0
MW 8	04/14/16	BT for CH2MHill	<50	<50	<0.50	<0.50	<0.50	<0.50	<0.50	<0.50	<10	<1.0	<1.0	<1.0
MW-8	10/05/16	BT for CH2MHill	<50	<50	<0.50	<0.50	<0.50	<0.50	<0.50	**0.85**	<10	<1.0	<1.0	<1.0
MW-8	04/18/17	BT for CH2MHill	<50	<50	<0.50	<0.50	<0.50	<0.50	<0.50	<0.50	<10	<1.0	<1.0	<1.0
MW-8	10/04/17	BT for CH2MHill	<50	<50	<0.50	<0.50	<0.50	<0.50	<0.50	<0.50	<10	<1.0	<1.0	<1.0
MW-8	04/18/18	BT for Jacobs	<50	<50	<0.50	<0.50	<0.50	<0.50	<0.50	<0.50	<10	<1	<1	<1
MW-8	11/08/18	BT for Jacobs	<50	<50	<0.50	<0.50	<0.50	<0.50	<0.50	<0.50	<10	<1.0	<1.0	<1.0
MW-8	04/18/19	BT for Jacobs	<50	<50	<0.50	<0.50	<0.50	<0.50	<0.50	<0.50	<10	<1	<1	<1
MW-8	10/31/19	BT for Jacobs	**1,200**	<50	<0.50	<0.50	<0.50	<0.50	<0.50	<0.50	<10	<1.0	<1.0	<1.0
MW-8	05/07/20	BT for Jacobs	<50	<50	<0.50	<0.50	<0.50	<0.50	<0.50	<0.50	<10	<1.0	<1.0	<1.0
MW-8	11/04/20	BT for Jacobs	<50	<50	<0.50	<0.50	<0.50	<0.50	<0.50	<0.50	<10	<1.0	<1.0	<1.0
MW-8	05/04/21	BT for Jacobs	<50	**59**	<0.50	<0.50	<0.50	<0.50	<0.50	<0.50	<10	<1.0	<1.0	<1.0
MW-8	11/02/21	BT for Jacobs	<50	<50	<0.50	<0.50	<0.50	<0.50	<0.50	<0.50	<10	<1.0	<1.0	<1.0
MW-8	05/11/22	BT for Jacobs	<50	<50	<0.50	<0.50	<0.50	<0.50	<0.50	<0.50	<10	<1.0	<1.0	<1.0
MW-8	11/01/22	BT for Jacobs	<50	<50	<0.50	<0.50	<0.50	<0.50	<0.50	<0.50	<10	<1.0	<1.0	<1.0
MW-9	11/26/96	Terra Services	-----	-----	**18**	<0.50	**69**	**1.6**	<0.50	<5	-----	-----	-----	-----
MW-9	07/17/97	Terra Services	**1,400**	**2,900**	**40**	<1	**140**	**22**	<1	<10	-----	-----	-----	-----
MW-9	01/08/98	Terra Services	**1,100**	**570**	**19**	**0.74**	**55**	**2.4**	<0.50	<5	-----	-----	-----	-----
MW-9	05/26/98	Terra Services	**4,700**	-----	**69**	<0.30	**51**	**97**	<2.5	**10**	-----	-----	-----	-----
MW-9	11/18/99	Secor	**1,800**	-----	**24**	<0.50	**2.7**	**2.0**	<0.50	<0.50	-----	-----	-----	-----
MW-9	05/19/00	Secor	**1,300**	-----	**12**	<0.50	**0.80**	**0.50**	<0.50	**1.8**	-----	-----	-----	-----
MW-9	11/05/04	Secor	**2,500**	-----	**27**	<0.50	**0.84**	**0.52**	<1	**52**	-----	-----	-----	-----
MW-9	05/06/05	Secor	**780**	-----	**2.3**	<1	**25**	<1	<2	**110**	-----	-----	-----	-----
MW-9	11/01/05	Secor	**1,700**	-----	**9.3**	<1	**4.7**	**5.3**	<2	**120**	-----	-----	-----	-----
MW-9	05/04/06	Secor	**1,000**	-----	**13**	<0.50	**2.2**	**1.4**	<1	**140**	-----	-----	-----	-----
MW-9	12/08/06	Secor	**1,400**	-----	**16**	<0.50	<0.50	<0.50	<0.50	**160**	-----	-----	-----	-----

APPENDIX D

HISTORICAL ANALYTICAL RESULTS FOR TPH, BTEX COMPOUNDS, 1,2-DCA, AND FUEL OXYGENATES IN GROUNDWATER, NOVEMBER 1996 THROUGH NOVEMBER 2022

Defense Fuel Support Point Norwalk

15306 Norwalk Boulevard, Norwalk, California 90650

Well	Date	Sampled By	TPH-g (µg/L)	TPH-d (µg/L)	Benzene (µg/L)	Toluene (µg/L)	Ethyl-benzene (µg/L)	Xylenes (µg/L)	1,2-DCA (µg/L)	MTBE (µg/L)	TBA (µg/L)	DIPE (µg/L)	ETBE (µg/L)	TAME (µg/L)
MW-9	05/04/07	Secor	**1,700**	-----	**9.2**	<0.50	**0.50**	<0.50	<1	**130**	-----	-----	-----	-----
MW-9	04/18/08	Secor	**2,500**	-----	**51**	<1	**1.7**	**1.9**	<2	**16**	-----	-----	-----	**-----**
MW-9	10/14/08	Stantec	**1,600**	-----	**27**	<1	<1	<1	<2	**26**	-----	-----	-----	**-----**
MW-9	04/23/09	Blaine Tech for AMEC	**1,600**	-----	**33**	<2.5	<2.5	<2.5	<5	**6.2**	**130**	<5	<5	<5
MW-9	05/27/10	Blaine Tech	**1,600**	-----	**24**	<5	<5	<5	<10	<5	<100	<10	<10	<10
MW-9	10/07/10	Blaine Tech	**2,400**	-----	**23**	<2	<2	<2	<4	**3.3**	**50**	<4	<4	<4
MW-9	04/14/11	Blaine Tech	**1,400**	-----	**18**	<5	<5	<5	<10	<5	<100	<10	<10	<10
MW-9	10/12/11	CH2M Hill	**1,200**	-----	**17**	<2.5	<2.5	<2.5	<5	<2.5	<50	<5	<5	<5
MW-9	04/20/12	CH2M Hill	**2,200**	**4,500**	**20**	<5	<5	<5	<10	<5	<100	<10	<10	<10
MW-9	10/17/12	CHHL	**1,200**	**2,500**	**9.1**	<2.5	<2.5	<2.5	<5	**3.7**	<50	<5	<5	<5
MW-9	04/11/13	CHHL	**870**	**4,400**	**4.8**	<2.5	<2.5	<2.5	<5	**4.5**	<50	<5	<5	<5
MW-9	10/10/13	CHHL	**1,200**	**2,100**	**4.2**	<1	<1	<1	<2	**11**	**45**	<2	<2	<2
MW-9	04/17/14	CHHL	**1,100**	**2,500**	<2.5	<2.5	<2.5	<2.5	<5	**13**	**150**	<5	<5	<5
MW-9	10/30/14	BT for CH2MHill	<500	**2,600**	<2.5	<2.5	<2.5	<2.5	<5.0	**6.7**	**51**	<5.0	<5.0	<5.0
MW-9	04/23/15	BT for CH2MHill	**660**	**2,900**	**5.0**	**3.6**	**2.6**	**24**	<5.0	**6.4**	**83**	<5.0	<5.0	<5.0
MW-9	10/26/15	BT for CH2MHill	**420**	**1,600**	<0.50	<0.50	<0.50	<0.50	<1.0	**5.8**	**40**	<1.0	<1.0	<1.0
MW 9	04/14/16	BT for CH2MHill	**260**	**1,100**	**1.7**	<0.50	<0.50	<0.50	<0.50	**1.8**	**30**	<1.0	<1.0	<1.0
MW-9	10/05/16	BT for CH2MHill	**85**	**280**	<0.50	<0.50	<0.50	<0.50	<0.50	**1.3**	**22**	<1.0	<1.0	<1.0
MW-9	04/19/17	BT for CH2MHill	**99**	**600 J**	<0.50	<0.50	<0.50	<0.50	<0.50	**1.4**	**20**	<1.0	<1.0	<1.0
DUP-4 (MW-9)	04/19/17	BT for CH2MHill	**96**	**590**	<0.50	<0.50	<0.50	<0.50	<0.50	**1.4**	**19**	<1.0	<1.0	<1.0
MW-9	10/05/17	BT for CH2MHill	<100	**340**	<0.50	<0.50	<0.50	<0.50	<1.0	**2.6**	**22**	<1.0	<1.0	<1.0
DUP-4 (MW-9)	10/05/17	BT for CH2MHill	<100	**360**	<0.50	<0.50	<0.50	<0.50	<1.0	**2.6**	**18**	<1.0	<1.0	<1.0
MW-9	04/19/18	BT for Jacobs	**66**	**250**	<0.50	<0.50	<0.50	<0.50	<0.50	**1.8**	**15**	<1	<1	<1
DUP (MW-9)	04/19/18	BT for Jacobs	**68**	**220**	<0.50	<0.50	<0.50	<0.50	<0.50	**1.6**	<10	<1	<1	<1
MW-9	11/09/18	BT for Jacobs	<50	**340**	<0.50	<0.50	<0.50	<0.50	<1.0	**1.0**	**14**	<1.0	<1.0	<1.0
DUP-4 (MW-9)	11/09/18	BT for Jacobs	**53**	**340**	<0.50	<0.50	<0.50	<0.50	<1.0	**0.95**	**15**	<1.0	<1.0	<1.0
MW-9	04/18/19	BT for Jacobs	<100	**130**	<0.50	<0.50	<0.50	<0.50	<1	**0.67**	<10	<1	<1	<1
DUPE (MW-9)	04/18/19	BT for Jacobs	<100	**180**	<0.50	<0.50	<0.50	<0.50	<1	**0.57**	<10	<1	<1	<1
MW-9	10/30/19	BT for Jacobs	<50	**280**	<0.50	<0.50	<0.50	<0.50	<1.0	<0.50	<10	<1.0	<1.0	<1.0
MW-9	05/08/20	BT for Jacobs	<50	**320**	<0.50	<0.50	<0.50	<0.50	<0.50	**0.85**	<10	<1.0	<1.0	<1.0
MW-9 (DUP)	05/08/20	BT for Jacobs	<50	**290**	<0.50	<0.50	<0.50	<0.50	<0.50	**0.84**	<10	<1.0	<1.0	<1.0
MW-9	11/06/20	BT for Jacobs	<100	**360**	<0.50	<0.50	<0.50	<0.50	<1.0	**0.59**	<10	<1.0	<1.0	<1.0
DUP-5 (MW-9)	11/06/20	BT for Jacobs	<100	**350**	<0.50	<0.50	<0.50	<0.50	<1.0	**0.61**	<10	<1.0	<1.0	<1.0
MW-9	05/05/21	BT for Jacobs	<50	<50	<0.50	<0.50	<0.50	<0.50	<0.50	<0.50	<10	<1.0	<1.0	<1.0
DUP-1 (MW-9)	05/05/21	BT for Jacobs	<50	<50	<0.50	<0.50	<0.50	<0.50	<0.50	<0.50	<10	<1.0	<1.0	<1.0
MW-9	11/02/21	BT for Jacobs	<50	**140**	<0.50	<0.50	<0.50	<0.50	<0.50	<0.50	<10	<1.0	<1.0	<1.0
DUP-1 (MW-9)	11/02/21	BT for Jacobs	<50	**120**	<0.50	<0.50	<0.50	<0.50	<0.50	<0.50	<10	<1.0	<1.0	<1.0
MW-9	05/12/22	BT for Jacobs	<50	**55**	<0.50	<0.50	<0.50	<0.50	<0.50	<0.50	<10	<1.0	<1.0	<1.0
DUP-4 (MW-9)	05/12/22	BT for Jacobs	<50	<50	<0.50	<0.50	<0.50	<0.50	<0.50	<0.50	<10	<1.0	<1.0	<1.0
MW-9	11/03/22	BT for Jacobs	<50	<50	<0.50	<0.50	<0.50	<0.50	<0.50	<0.50	<10	<1.0	<1.0	<1.0
DUP-4 (MW-9)	11/03/22	BT for Jacobs	<50	<50	<0.50	<0.50	<0.50	<0.50	<0.50	<0.50	<10	<1.0	<1.0	<1.0
MW-10	11/21/96	GSI	<38	<500	<0.50	<0.50	**5.1**	**2.3**	<0.50	-----	-----	-----	-----	-----
MW-10	07/09/97	GTI	<50	**170**	<0.50	<1	**2.0**	<2	-----	-----	-----	-----	-----	-----
MW-10	01/06/98	GTI	<500	<100	<0.30	<0.30	<0.30	<0.60	-----	-----	-----	-----	-----	-----
MW-10	05/20/98	BBC	<300	-----	<0.30	<0.30	<0.30	<0.60	-----	-----	-----	-----	-----	-----
MW-10	11/04/98	GTI	<300	-----	<0.30	<0.30	<0.30	<0.60	-----	-----	-----	-----	-----	-----
MW-10	05/27/99	GTI	<300	-----	<0.30	<0.30	<0.30	<0.60	-----	-----	-----	-----	-----	-----
MW-10	11/18/99	IT Corporation	<300	-----	<0.30	<0.30	<0.30	<0.60	-----	-----	-----	-----	-----	-----
MW-10	05/16/00	IT Corporation	<300	-----	<0.30	<0.30	<0.30	<0.60	-----	-----	-----	-----	-----	-----
MW-10	11/29/00	IT Corporation	<300	-----	<0.30	<0.30	<0.30	**2.4**	-----	<5	-----	-----	-----	-----
MW-10	05/09/01	IT Corporation	<300	-----	<0.30	<0.30	<0.30	<0.60	-----	<5	-----	-----	-----	-----

APPENDIX D

HISTORICAL ANALYTICAL RESULTS FOR TPH, BTEX COMPOUNDS, 1,2-DCA, AND FUEL OXYGENATES IN GROUNDWATER, NOVEMBER 1996 THROUGH NOVEMBER 2022

Defense Fuel Support Point Norwalk

15306 Norwalk Boulevard, Norwalk, California 90650

Well	Date	Sampled By	TPH-g (µg/L)	TPH-d (µg/L)	Benzene (µg/L)	Toluene (µg/L)	Ethyl-benzene (µg/L)	Xylenes (µg/L)	1,2-DCA (µg/L)	MTBE (µg/L)	TBA (µg/L)	DIPE (µg/L)	ETBE (µg/L)	TAME (µg/L)
MW-10	11/07/01	IT Corporation	<300	-----	<0.30	<0.30	<0.30	<0.60	-----	<5	-----	-----	-----	**-----**
MW-10	04/10/02	IT Corporation	<300	-----	<0.30	<0.30	<0.30	<0.60	-----	<5	-----	-----	-----	-----
MW 10	04/14/16	SGI	<100	<100	<0.50	<0.50	<0.50	<1.5	<0.50	<1.0	<10	<2.0	<2.0	<2.0
MW-11	12/01/00	IT Corporation	<300	-----	<0.30	<0.30	<0.30	<0.60	-----	<5	-----	-----	-----	-----
MW-11	05/10/01	IT Corporation	<300	-----	**1.0**	<0.30	**0.61**	<0.60	-----	**13**	-----	-----	-----	-----
MW-11	11/07/01	IT Corporation	<300	-----	<0.30	<0.30	<0.30	<0.60	-----	<5	-----	-----	-----	-----
MW-11	04/10/02	IT Corporation	<300	-----	<0.30	<0.30	<0.30	<0.60	-----	**19**	-----	-----	-----	-----
MW-11	04/14/03	GTI	-----	-----	**84**	**1.5**	**59**	**51**	-----	<3	-----	-----	-----	-----
MW-11	10/10/03	BT for Parsons	-----	-----	<0.30	<0.30	**0.42**	**0.95**	-----	**12**	-----	-----	-----	-----
MW-11	04/22/04	BT for Parsons	-----	-----	<0.30	<0.30	<0.30	<0.30	-----	**6.4**	-----	-----	-----	-----
MW-11	11/06/04	BT for Parsons	-----	-----	**2.3**	<0.30	**0.64**	**5.9**	-----	**8.1**	-----	-----	-----	-----
MW-11	05/07/05	BT for Parsons	-----	-----	**0.34**	**0.61**	<0.30	**0.60**	-----	**13**	-----	-----	-----	-----
MW-11	11/08/05	BT for Parsons	-----	-----	**0.33**	<0.30	<0.30	**0.69**	-----	**37**	-----	-----	-----	-----
MW-11	05/05/06	BT for Parsons	-----	-----	**1.6**	**3.4**	**3.4**	**6.9**	-----	**11**	-----	-----	-----	-----
MW-11	12/08/06	BT for Parsons	-----	-----	**3.1**	<0.50	<0.50	<1	-----	**20**	-----	-----	-----	-----
MW-11	05/03/07	BT for Parsons	-----	-----	**4.3**	<0.50	**0.86**	**1.1**	-----	**43**	-----	-----	-----	-----
MW-11	11/14/07	BT for Parsons	-----	-----	<0.50	<0.50	<0.50	<1	-----	**18**	-----	-----	-----	**-----**
MW-11	04/18/08	BT for Parsons	-----	-----	<0.50	<0.50	**1.0**	**1.5**	-----	<5	-----	-----	-----	**-----**
MW-11	10/17/08	BT for Parsons	-----	-----	<0.50	<0.50	<0.50	<0.50	<0.50	**12**	<10	<2	<2	<2
MW-11	04/24/09	BT for Parsons	-----	-----	<0.50	<0.50	<0.50	<0.50	<0.50	**8.7**	<10	<2	<2	<2
MW-11	10/22/09	BT for Parsons	-----	-----	<0.50	<0.50	<0.50	<0.50	<0.50	**3.9**	<10	<2	<2	<2
MW-11	04/14/10	BT for Parsons	-----	-----	<0.50	<0.50	**0.58**	<0.50	-----	**3.8**	<10	<2	<2	<2
MW-11	04/19/12	Parsons	**220**	-----	<0.50	<0.50	<0.50	**0.31 J**	<0.50	<0.50	<10	<2	<2	<2
MW-11	07/10/12	Parsons	-----	-----	<0.50	<0.50	<0.50	<0.50	<0.50	<0.50	<10	<2	<2	<2
MW-12	05/22/98	Terra Services	<300	-----	<0.50	<0.50	<0.50	<1	<0.10	<0.50	-----	-----	-----	-----
MW-12	11/11/98	Alton Geoscience	<300	-----	<0.50	<0.50	<0.50	<0.50	<0.50	<0.50	-----	-----	-----	-----
MW-12	05/07/99	Alton Geoscience	<500	<500	**1.2**	**4.8**	<0.50	**2.1**	<1	<0.50	-----	-----	-----	-----
MW-12	11/16/99	Secor	<300	-----	<0.50	<0.50	<0.50	<0.50	<0.50	<0.50	-----	-----	-----	-----
MW-12	05/19/00	Secor	<300	-----	<0.50	<0.50	<0.50	<0.50	<0.50	<0.50	-----	-----	-----	-----
MW-12	11/30/00	Secor	<300	-----	<0.50	<0.50	<0.50	<0.50	<0.50	<0.50	-----	-----	-----	-----
MW-12	05/09/01	Secor	<300	-----	<0.50	<0.50	<0.50	<0.50	<0.50	<0.50	-----	-----	-----	-----
MW-12	11/07/01	IT Corporation	<300	-----	**1.3**	**1.1**	<0.50	**0.70**	<0.50	<0.50	-----	-----	-----	-----
MW-12	04/11/02	Secor	<300	-----	<0.50	<0.50	<0.50	<0.50	<0.50	<0.50	-----	-----	-----	-----
MW-12	10/24/02	Secor	<300	-----	<0.50	<0.50	<0.50	<0.50	<0.50	<0.50	-----	-----	-----	-----
MW-12	04/10/03	Secor	<50	-----	<0.50	<0.50	<0.50	<0.50	<0.50	<0.50	-----	-----	-----	-----
MW-12	10/08/03	Secor	<50	-----	<0.50	<0.50	<0.50	<0.50	<0.50	<0.50	-----	-----	-----	-----
MW-12	04/22/04	Secor	<50	-----	<0.50	<0.50	<0.50	<0.50	<0.50	<0.50	-----	-----	-----	-----
MW-12	11/05/04	Secor	<50	-----	<0.50	<0.50	<0.50	<0.50	<0.50	<0.50	-----	-----	-----	-----
MW-12	05/05/05	Secor	<50	-----	<0.50	<0.50	<0.50	<0.50	<0.50	<0.50	-----	-----	-----	-----
MW-12	11/03/05	Secor	<50	-----	<0.50	<0.50	<0.50	<0.50	<0.50	<0.50	-----	-----	-----	-----
MW-12	05/03/06	Secor	<50	-----	<0.50	<0.50	<0.50	<0.50	<0.50	<0.50	-----	-----	-----	-----
MW-12	12/07/06	Secor	<50	-----	<0.50	<0.50	<0.50	<0.50	<0.50	<0.50	-----	-----	-----	-----
MW-12	05/05/07	Secor	<50	-----	<0.50	<0.50	<0.50	<0.50	<0.50	<0.50	-----	-----	-----	-----
MW-12	11/14/07	Secor	<50	-----	<0.50	<0.50	<0.50	<0.50	<0.50	<0.50	-----	-----	-----	-----
MW-12	04/17/08	Secor	<50	-----	<0.50	<0.50	<0.50	<0.50	<0.50	<0.50	-----	-----	-----	**-----**
MW-12	10/21/08	Stantec	<50	-----	<0.50	<0.50	<0.50	<0.50	<0.50	<0.50	-----	-----	-----	**-----**
MW-12	04/22/09	Blaine Tech for AMEC	<50	-----	<0.50	<0.50	<0.50	<0.50	<0.50	<0.50	<10	<1	<1	<1
MW-12	10/21/09	Blaine Tech	<50	-----	<0.50	<0.50	<0.50	<0.50	<0.50	<0.50	<10	<1	<1	<1
MW-12	05/26/10	Blaine Tech	<50	-----	<0.50	<0.50	<0.50	<0.50	<0.50	<0.50	<10	<1	<1	<1
MW-12	10/06/10	Blaine Tech	<50	-----	<0.50	<0.50	<0.50	<0.50	<0.50	<0.50	<10	<1	<1	<1

APPENDIX D

HISTORICAL ANALYTICAL RESULTS FOR TPH, BTEX COMPOUNDS, 1,2-DCA, AND FUEL OXYGENATES IN GROUNDWATER, NOVEMBER 1996 THROUGH NOVEMBER 2022

Defense Fuel Support Point Norwalk

15306 Norwalk Boulevard, Norwalk, California 90650

Well	Date	Sampled By	TPH-g (µg/L)	TPH-d (µg/L)	Benzene (µg/L)	Toluene (µg/L)	Ethyl-benzene (µg/L)	Xylenes (µg/L)	1,2-DCA (µg/L)	MTBE (µg/L)	TBA (µg/L)	DIPE (µg/L)	ETBE (µg/L)	TAME (µg/L)
MW-12	04/12/11	Blaine Tech	<50	-----	<0.50	<0.50	<0.50	<0.50	<0.50	<0.50	<10	<1	<1	<1
MW-12	10/11/11	CH2M Hill	<50	-----	<0.50	<0.50	<0.50	<0.50	<0.50	<0.50	<10	<1	<1	<1
MW-12	04/18/12	CH2M Hill	<50	<50	<0.50	<0.50	<0.50	<0.50	<0.50	<0.50	<10	<1	<1	<1
MW-12	10/18/12	CHHL	<50	<100	<0.50	<0.50	<0.50	<0.50	<0.50	<0.50	<10	<1	<1	<1
MW-12	04/10/13	CHHL	<50	<50	<0.50	<0.50	<0.50	<0.50	<0.50	<0.50	<10	<1	<1	<1
MW-12	10/09/13	CHHL	<50	<100	<0.50	<0.50	<0.50	<0.50	<0.50	<0.50	<10	<1	<1	<1
MW-12	04/16/14	CHHL	<50	<50	<0.50	<0.50	<0.50	<0.50	<0.50	<0.50	<10	<1	<1	<1
MW-12	10/29/14	BT for CH2MHill	<50	<50	<0.50	<0.50	<0.50	<0.50	<0.50	<0.50	<10	<1.0	<1.0	<1.0
MW-12	04/22/15	BT for CH2MHill	<50	<50	<0.50	<0.50	<0.50	<0.50	<0.50	<0.50	<10	<1.0	<1.0	<1.0
MW-12	11/06/15	BT for CH2MHill	<50	**61**	<0.50	<0.50	<0.50	<0.50	<0.50	<0.50	<10	<1.0	<1.0	<1.0
MW 12	04/13/16	BT for CH2MHill	<50	<50	<0.50	<0.50	<0.50	<0.50	<0.50	<0.50	<10	<1.0	<1.0	<1.0
MW-12	10/05/16	BT for CH2MHill	<50	<50	<0.50	<0.50	<0.50	<0.50	<0.50	<0.50	<10	<1.0	<1.0	<1.0
MW-12	04/18/17	BT for CH2MHill	<50	<50	<0.50	<0.50	<0.50	<0.50	<0.50	<0.50	<10	<1.0	<1.0	<1.0
MW-12	10/04/17	BT for CH2MHill	<50	<50	<0.50	<0.50	<0.50	<0.50	<0.50	<0.50	<10	<1.0	<1.0	<1.0
MW-12	04/18/18	BT for Jacobs	<50	<50	<0.50	<0.50	<0.50	<0.50	<0.50	<0.50	<10	<1	<1	<1
MW-12	11/07/18	BT for Jacobs	<50	<50	<0.50	<0.50	<0.50	<0.50	<0.50	<0.50	<10	<1.0	<1.0	<1.0
MW-12	04/19/19	BT for Jacobs	<50	<50	<0.50	<0.50	<0.50	<0.50	<0.50	<0.50	<10	<1	<1	<1
MW-12	10/29/19	BT for Jacobs	<50	**120**	<0.50	<0.50	<0.50	<0.50	<0.50	<0.50	<10	<1.0	<1.0	<1.0
MW-12	05/12/20	BT for Jacobs	<50	**61**	<0.50	<0.50	<0.50	<0.50	<0.50	<0.50	<10	<1.0	<1.0	<1.0
MW-12	11/05/20	BT for Jacobs	<50	**83**	<0.50	<0.50	<0.50	<0.50	<0.50	<0.50	<10	<1.0	<1.0	<1.0
MW-12	05/06/21	BT for Jacobs	<50	**120**	<0.50	<0.50	<0.50	<0.50	<0.50	<0.50	<10	<1.0	<1.0	<1.0
MW-12	11/02/21	BT for Jacobs	<50	**130**	<0.50	<0.50	<0.50	<0.50	<0.50	<0.50	<10	<1.0	<1.0	<1.0
MW-12	05/11/22	BT for Jacobs	<50	**94**	<0.50	<0.50	<0.50	<0.50	<0.50	<0.50	<10	<1.0	<1.0	<1.0
MW-12	11/03/22	BT for Jacobs	<50	**82**	<0.50	<0.50	<0.50	<0.50	<0.50	<0.50	<10	<1.0	<1.0	<1.0
MW-13	11/22/96	GSI	**1,100**	<500	<0.50	<0.50	<0.50	<1.5	<0.50	<0.50	<10	<1.0	<1.0	<1.0
MW-13	07/09/97	GTI	<50	<50	<0.50	<1	<1	<2	-----	-----	-----	-----	-----	-----
MW-13	01/06/98	GTI	<500	<100	<0.30	<0.30	<0.30	<0.60	-----	-----	-----	-----	-----	-----
MW-13	05/20/98	BBC	<300	-----	<0.30	<0.30	<0.30	<0.60	-----	-----	-----	-----	-----	-----
MW-13	11/05/98	GTI	<300	-----	<0.30	<0.30	<0.30	<0.60	-----	-----	-----	-----	-----	-----
MW-13	05/26/99	GTI	<300	-----	<0.30	<0.30	<0.30	<0.60	-----	-----	-----	-----	-----	-----
MW-13	11/18/99	IT Corporation	<300	-----	<0.30	<0.30	<0.30	<0.60	-----	-----	-----	-----	-----	-----
MW-13	05/17/00	IT Corporation	<300	-----	<0.30	**1.2**	<0.30	**0.91**	-----	-----	-----	-----	-----	-----
MW-13	11/29/00	IT Corporation	<300	-----	<0.30	<0.30	<0.30	**0.89**	-----	<5	-----	-----	-----	-----
MW-13	03/30/01	IT Corporation	-----	-----	-----	-----	-----	-----	-----	-----	-----	-----	-----	-----
MW-13	05/09/01	IT Corporation	<300	-----	<0.30	<0.30	<0.30	<0.60	-----	<5	-----	-----	-----	-----
MW-13	11/07/01	IT Corporation	<300	-----	<0.30	<0.30	<0.30	<0.60	-----	**14**	-----	-----	-----	-----
MW-13	04/10/02	IT Corporation	<300	-----	<0.50	<0.50	<0.50	<0.50	<0.50	<0.50	-----	-----	-----	-----
MW-13	10/23/02	GTI	<300	-----	<0.50	<1	<1	<1	<0.50	<1	-----	-----	-----	-----
MW-13	04/09/03	GTI	-----	-----	<0.50	<0.50	<0.50	<0.50	<0.50	<0.50	-----	-----	-----	-----
MW-13	10/08/03	BT for Parsons	-----	-----	<0.50	<0.50	<0.50	<0.50	<0.50	<0.50	-----	-----	-----	-----
MW-13	04/21/04	BT for Parsons	-----	-----	<0.50	<0.50	<0.50	<0.50	<0.50	<0.50	<10	<2	<2	<2
MW-13	11/03/04	BT for Parsons	-----	-----	<0.50	<0.50	<0.50	<0.50	<0.50	<0.50	<10	<2	<2	<2
MW-13	05/05/05	BT for Parsons	-----	-----	<0.50	<0.50	<0.50	<0.50	<0.50	<0.50	<10	<2	<2	<2
MW-13	11/05/05	BT for Parsons	-----	-----	<0.50	<0.50	<0.50	<0.50	<0.50	<0.50	<10	<2	<2	<2
MW-13	05/03/06	BT for Parsons	-----	-----	<0.50	<0.50	<0.50	<0.50	<0.50	<0.50	<10	<2	<2	<2
MW-13	12/05/06	BT for Parsons	-----	-----	<0.50	<0.50	<0.50	<0.50	<0.50	<0.50	<10	<2	<2	<2
MW-13	05/02/07	BT for Parsons	-----	-----	<0.50	<0.50	<0.50	<0.50	<0.50	<0.50	<10	<2	<2	<2
MW-13	11/13/07	BT for Parsons	<100	-----	<0.50	<0.50	<0.50	<0.50	<0.50	<0.50	<10	<2	<2	<2
MW-13	04/16/08	BT for Parsons	-----	-----	<0.50	<0.50	<0.50	<0.50	<0.50	<0.50	<10	<2	<2	<2
MW-13	10/15/08	BT for Parsons	-----	-----	<0.50	<0.50	<0.50	<0.50	<0.50	<0.50	<10	<2	<2	<2
MW-13	04/20/09	BT for Parsons	-----	-----	<0.50	<0.50	<0.50	<0.50	<0.50	<0.50	<10	<2	<2	<2

APPENDIX D

HISTORICAL ANALYTICAL RESULTS FOR TPH, BTEX COMPOUNDS, 1,2-DCA, AND FUEL OXYGENATES IN GROUNDWATER, NOVEMBER 1996 THROUGH NOVEMBER 2022

Defense Fuel Support Point Norwalk

15306 Norwalk Boulevard, Norwalk, California 90650

Well	Date	Sampled By	TPH-g (µg/L)	TPH-d (µg/L)	Benzene (µg/L)	Toluene (µg/L)	Ethyl-benzene (µg/L)	Xylenes (µg/L)	1,2-DCA (µg/L)	MTBE (µg/L)	TBA (µg/L)	DIPE (µg/L)	ETBE (µg/L)	TAME (µg/L)
MW-13	10/22/09	BT for Parsons	-----	-----	<0.50	<0.50	<0.50	<0.50	<0.50	<0.50	<10	<2	<2	<2
MW-13	04/19/10	BT for Parsons	-----	-----	<0.50	<0.50	<0.50	<0.50	<0.50	<0.50	<10	<2	<2	<2
MW-13	10/06/10	BT for Parsons	-----	-----	<0.50	-----	-----	-----	<0.50	<0.50	<10	-----	-----	**-----**
MW-13	04/12/11	BT for Parsons	-----	-----	<0.50	<0.50	<0.50	<0.50	<0.50	<0.50	<10	<2	<2	<2
MW-13	10/12/11	Parsons	-----	-----	<0.50	<0.50	<0.50	<0.50	<0.50	<0.50	<10	<2	<2	<2
MW-13	04/17/12	Parsons	-----	-----	<0.50	<0.50	<0.50	<0.50	<0.50	<0.50	<10	<2	<2	<2
MW-13	10/16/12	Parsons	-----	-----	<0.50	<0.50	<0.50	<0.50	<0.50	<0.50	<10	<2	<2	<2
MW-13	04/09/13	Parsons	-----	**140 b**	<0.50	<0.50	<0.50	<0.50	<0.50	<0.50	<10	<2	<2	<2
MW-13	10/08/13	Parsons	<100	**330 HD**	<0.50	<0.50	<0.50	<0.50	<0.50	<0.50	<10	<2	<2	<2
MW-13	04/15/14	Parsons	<100	**97 HD**	<0.50	<0.50	<0.50	<0.50	<0.50	<0.50	**12**	<2	<2	<2
MW-13	10/28/14	SGI	<100	**100**	<0.50	<0.50	<0.50	<1.5	<0.50	<2.0	<10	<2.0	<2.0	<2.0
MW-13	04/28/15	SGI	<100	<100	**0.63**	<0.50	<0.50	<1.5	<0.50	<2.0	<10	<2.0	<2.0	<2.0
MW-13	10/22/15	SGI	<100	<100	<0.50	<0.50	<0.50	<1.5	<0.50	<2.0	<10	<2.0	<2.0	<2.0
MW 13	04/12/16	SGI	<100	<100	**0.95**	<0.50	**2.0**	**6.2**	<0.50	<1.0	<10	<2.0	<2.0	<2.0
MW-13	10/04/16	SGI	<100	<100	<0.50	<0.50	<0.50	<1.5	<0.50	<1.0	<10	<2.0	<2.0	<2.0
MW-13	04/18/17	SGI	<100	<100	<0.50	<0.50	<0.50	<1.5	<0.50	<1.0	<10	<2.0	<2.0	<2.0
MW-13	10/03/17	SGI	<100	**270**	<0.50	<0.50	<0.50	<1.5	<0.50	<1.0	<10	<2.0	<2.0	<2.0
MW-13	04/17/18	SGI	<100	**130**	<0.50	<0.50	<0.50	<1.5	<0.50	<1.0	<10	<2.0	<2.0	<2.0
MW-13	11/09/18	SGI	<100	<100	<0.50	<0.50	<0.50	<1.5	<0.50	<1.0	<10	<2.0	<2.0	<2.0
MW-13	04/16/19	SGI	<100	<100	<0.50	<0.50	<0.50	<1.5	<0.50	<1.0	<10	<2.0	<2.0	<2.0
MW-13	10/29/19	SGI	<100	<100	<0.50	<0.50	<0.50	<1.5	<0.50	<1.2	<10	<2.0	<2.0	<2.0
MW-13	05/05/20	SGI	<100	**150**	<0.50	<0.50	<0.50	<1.5	<0.50	<1.2	<10	<2.0	<2.0	<2.0
MW-13	10/22/20	SGI	<100	**100**	<0.50	<0.50	<0.50	<1.5	<0.50	<1.2	<10	<2.0	<2.0	<2.0
MW-13	05/05/21	SGI/Apex	<100	**230**	<0.50	<0.50	<0.50	<1.5	<0.50	<1.2	<10	<2.0	<2.0	<2.0
MW-13	11/05/21	SGI/Apex	<100	<100	<0.50	<0.50	<0.50	<1.5	<0.50	<1.2	<10	<2.0	<2.0	<2.0
DUP-5 (MW-13)	11/05/21	SGI/Apex	<100	**110**	<0.50	<0.50	<0.50	<1.5	<0.50	<1.2	<10	<2.0	<2.0	<2.0
MW-13	05/11/22	SGI/Apex	<100	**310**	<0.50	<0.50	<0.50	<1.0	<0.50	<1.2	<10	<2.0	<2.0	<2.0
MW-13	11/07/22	SGI/Apex	<100	**170**	<0.50	<0.50	<0.50	<1.5	<0.50	<1.2	<10	<2.0	<2.0	<2.0
MW-14	11/21/96	GSI	<50	<500	<0.50	<0.50	<0.50	<1.5	<0.50	**99**	-----	-----	-----	-----
MW-14	07/09/97	GTI	<50	**200**	<5	<5	<5	<5	<5	<5	-----	-----	-----	-----
MW-14	01/06/98	GTI	<500	<100	**107**	<0.50	**4.0**	**10**	**2.0**	**15**	-----	-----	-----	-----
MW-14	05/20/98	BBC	**400**	-----	**24**	<0.50	**7.0**	**14**	<0.50	**12**	-----	-----	-----	-----
MW-14	08/26/98	Geomatrix	<300	-----	<0.50	<0.50	**0.70**	**2.1**	<0.50	**109**	-----	-----	-----	-----
MW-14	11/04/98	GTI	<300	-----	<0.50	**2.8**	**4.8**	**25**	<0.50	**49**	-----	-----	-----	-----
MW-14	02/03/99	Alton Geoscience	<500	<500	<0.50	<0.50	<0.50	<1	<1	**86**	-----	-----	-----	-----
MW-14	05/07/99	Alton Geoscience	<500	<500	<0.50	<0.50	<0.50	**0.53**	<1	**450**	-----	-----	-----	-----
MW-14	05/26/99	GTI	<300	-----	<0.50	<0.50	**0.70**	**1.1**	<0.50	**230**	-----	-----	-----	-----
MW-14	08/10/99	Alton Geoscience	<500	<1,000	<0.50	<1	<1	<1	**2.9**	**110**	-----	-----	-----	-----
MW-14	11/18/99	IT Corporation	<300	-----	<2.5	<5	<5	<5	**12**	**26**	-----	-----	-----	-----
MW-14	02/29/00	Secor	<300	-----	<0.50	<0.50	<0.50	<0.50	**36**	**15**	-----	-----	-----	-----
MW-14	05/16/00	IT Corporation	<300	-----	<0.50	<0.50	<0.50	**1.4**	**42**	**7.7**	-----	-----	-----	-----
MW-14	08/29/00	Secor	<300	-----	<0.50	<0.50	<0.50	**0.60**	**38**	**9.6**	-----	-----	-----	-----
MW-14	11/29/00	IT Corporation	<300	-----	<0.50	<0.50	**0.50**	**0.90**	**15**	**18**	-----	-----	-----	-----
MW-14	02/06/01	Secor	<300	-----	<0.50	<0.50	<0.50	**0.50**	**11**	**13**	-----	-----	-----	-----
MW-14	05/09/01	IT Corporation	<300	-----	<0.50	<0.50	**1.8**	**7.4**	**32**	**8.2**	-----	-----	-----	-----
MW-14	09/19/01	Secor	<300	-----	<0.50	<0.50	<0.50	**1.1**	**23**	**15**	-----	-----	-----	-----
MW-14	11/07/01	IT Corporation	<300	-----	<0.50	<0.50	**0.80**	**2.3**	**29**	**10**	-----	-----	-----	-----
MW-14	01/30/02	Secor	<300	-----	<0.50	<0.50	<0.50	**1.5**	**8.1**	**25**	-----	-----	-----	-----
MW-14	04/10/02	IT Corporation	<300	-----	<0.50	<0.50	**2.7**	**6.4**	**4.1**	**24**	-----	-----	-----	-----
MW-14	07/30/02	IT Corporation	<300	-----	<0.50	<0.50	**0.98**	**2.4**	**3.9**	**25**	-----	-----	-----	-----
MW-14	10/23/02	GTI	<300	-----	<0.50	<1	<1	<1	**4.3**	**22**	-----	-----	-----	-----

APPENDIX D

HISTORICAL ANALYTICAL RESULTS FOR TPH, BTEX COMPOUNDS, 1,2-DCA, AND FUEL OXYGENATES IN GROUNDWATER, NOVEMBER 1996 THROUGH NOVEMBER 2022

Defense Fuel Support Point Norwalk

15306 Norwalk Boulevard, Norwalk, California 90650

Well	Date	Sampled By	TPH-g (µg/L)	TPH-d (µg/L)	Benzene (µg/L)	Toluene (µg/L)	Ethyl-benzene (µg/L)	Xylenes (µg/L)	1,2-DCA (µg/L)	MTBE (µg/L)	TBA (µg/L)	DIPE (µg/L)	ETBE (µg/L)	TAME (µg/L)
MW-14	01/28/03	Secor	<300	-----	<0.50	<0.50	<0.50	**0.67**	**5.9**	**17**	-----	-----	-----	-----
MW-14	04/11/03	GTI	-----	-----	<0.50	<0.50	<0.50	<0.50	**1.8**	**17**	-----	-----	-----	**-----**
MW-14	10/10/03	BT for Parsons	-----	-----	<0.50	<0.50	**1.2**	**4.0**	**7.4**	**19**	-----	-----	-----	-----
MW-14	04/22/04	BT for Parsons	-----	-----	<0.50	<0.50	<0.50	**0.89**	**4.7**	**19**	<10	<2	<2	<2
MW-14	07/21/04	BT for Parsons	**250**	-----	<0.50	<0.50	**0.61**	**1.4**	-----	**22**	-----	-----	-----	-----
MW-14	11/04/04	BT for Parsons	-----	-----	<0.50	<0.50	<0.50	<0.50	**5.6**	**19**	<10	<2	<2	<2
MW-14	03/02/05	BT for Parsons	-----	-----	<0.50	<1	<1	<1	-----	**14**	-----	-----	-----	**-----**
MW-14	05/07/05	BT for Parsons	-----	-----	**1.3**	<0.50	<0.50	<0.50	<0.50	**9.3**	**22**	<2	<2	<2
MW-14	11/08/05	BT for Parsons	-----	-----	**6.5**	<0.50	**1.3**	**3.6**	**1.0**	**3.6**	**32**	<2	<2	<2
MW-14	05/03/06	BT for Parsons	-----	-----	<0.50	<0.50	<0.50	<0.50	**0.78**	**4.2**	**31**	<2	<2	<2
MW-14	07/28/06	BT for Parsons	**290**	-----	<0.50	<0.50	<0.50	<0.50	**0.83**	**4.2**	**31**	<2	<2	<2
MW-14	12/06/06	BT for Parsons	-----	-----	<0.50	<0.50	<0.50	<0.50	**0.98**	**3.3**	**20**	<2	<2	<2
MW-14	03/23/07	BT for Parsons	**670**	-----	<0.50	<0.50	<0.50	<0.50	**0.94**	**3.5**	**29**	<2	<2	<2
MW-14	05/03/07	BT for Parsons	-----	-----	<0.50	<0.50	<0.50	<0.50	**0.94**	**3.6**	<10	<2	<2	<2
MW-14	08/31/07	BT for Parsons	**480**	-----	<0.50	<0.50	<0.50	<0.50	<0.50	**3.6**	**27**	<2	<2	<2
MW-14	11/15/07	BT for Parsons	-----	-----	<0.50	<0.50	<0.50	<0.50	**0.97**	**4.0**	**20**	<2	<2	<2
MW-14	02/07/08	BT for Parsons	**180**	-----	<0.50	<0.50	<0.50	<0.50	**0.86**	**5.2**	**28**	<2	<2	<2
MW-14	04/17/08	BT for Parsons	-----	-----	<0.50	<0.50	<0.50	<0.50	**1.2**	**4.6**	**32**	<2	<2	<2
MW-14	10/16/08	BT for Parsons	-----	-----	<0.50	<0.50	<0.50	<0.50	<0.50	**2.3**	**10**	<2	<2	<2
MW-14	02/12/09	BT for Parsons	<100	-----	<0.50	<0.50	<0.50	<0.50	**1.1**	**1.6**	<10	<2	<2	<2
MW-14	04/22/09	BT for Parsons	-----	-----	<0.50	<0.50	<0.50	<0.50	**16**	**1.9**	<10	<2	<2	<2
MW-14	07/20/09	Blaine Tech for AMEC	-----	-----	<0.50	<0.50	<0.50	<0.50	**13**	**1.5**	<10	**2.4**	<2	<2
MW-14	10/22/09	BT for Parsons	-----	-----	<0.50	<0.50	<0.50	<0.50	**16**	**2.5**	<10	**3.0**	<2	<2
MW-14	01/12/10	BT for Parsons	<100	-----	<0.50	<0.50	<0.50	<0.50	**13**	**2.7**	**4.2 J**	**3.2**	<2	<2
MW-14	04/13/10	BT for Parsons	-----	-----	<0.50	<0.50	<0.50	<0.50	**0.4 J**	**4.3**	<10	<2	<2	<2
MW-14	10/04/10	BT for Parsons	-----	-----	<0.50	-----	-----	-----	**0.99**	**3.4**	<10	-----	-----	**-----**
MW-14	01/10/11	BT for Parsons	-----	-----	<0.50	<0.50	<0.50	<0.50	<0.50	**0.66**	<10	<2	<2	<2
MW-14	04/13/11	BT for Parsons	-----	-----	<0.50	<0.50	<0.50	<0.50	<0.50	**3.0**	<10	<2	<2	<2
MW-14	07/11/11	Parsons	-----	-----	<0.50	<0.50	<0.50	<0.50	<0.50	**0.48 J**	**11**	<2	<2	<2
MW-14	10/12/11	Parsons	-----	-----	<0.50	<0.50	<0.50	<0.50	**2.1**	**2.7**	<10	**0.83 J**	<2	<2
MW-14	01/09/12	Parsons	-----	-----	<0.50	<0.50	<0.50	<0.50	**3.3**	**3.6**	<10	**0.83 J**	<2	<2
MW-14	04/18/12	Parsons	-----	-----	<0.50	<0.50	<0.50	<0.50	**6.6**	**0.78**	<10	**1.2 J**	<2	<2
MW-14	07/09/12	Parsons	-----	-----	<0.50	<0.50	<0.50	<0.50	**4.0**	**0.72**	<10	**1.1 J**	<2	<2
MW-14	10/18/12	Parsons	-----	-----	<0.50	<0.50	<0.50	<0.50	**7.0**	**1.9**	<10	**1.3 J**	<2	<2
MW-14	01/14/13	Parsons	-----	<100	<0.50	<0.50	<0.50	<0.50	**10**	**0.93**	<10	**1.7 J**	<2	<2
MW-14	04/10/13	Parsons	-----	**120 b**	<0.50	<0.50	<0.50	<0.50	**12**	**1.4**	<10	**2.4**	<2	<2
MW-14	04/29/15	SGI	<100	**120**	<0.50	<0.50	<0.50	<1.5	**5.4**	<2.0	<10	<2.0	<2.0	<2.0
MW-14	10/23/15	SGI	<100	<100	<0.50	<0.50	<0.50	<1.5	**7.5**	<2.0	<10	<2.0	<2.0	<2.0
MW-14	10/04/16	SGI	<100	<100	**1.3**	<0.50	<0.50	<1.5	**6.3**	<1.0	<10	<2.0	<2.0	<2.0
MW-14	04/19/17	SGI	<100	**160**	<0.50	<0.50	<0.50	<1.5	<0.50	<1.0	<10	<2.0	<2.0	<2.0
MW-15	11/26/96	Terra Services	-----	-----	**1.4**	**0.66**	**1.0**	**0.62**	<0.50	**27**	-----	-----	-----	-----
MW-15	07/14/97	Terra Services	**1,000**	**3,500**	**1.5**	**1.1**	<0.50	<1	<0.50	<5	-----	-----	-----	-----
MW-15	01/07/98	Terra Services	<500	**1,500**	**0.62**	**0.73**	<0.50	<1.5	<0.50	<5	-----	-----	-----	-----
MW-15	05/22/98	Terra Services	<300	-----	<0.50	<0.50	<0.50	**0.70**	<1	<0.50	-----	-----	-----	-----
MW-15	11/13/98	Alton Geoscience	<300	-----	<0.50	<0.50	<0.50	<0.50	<0.50	<0.50	-----	-----	-----	-----
MW-15	05/07/99	Alton Geoscience	<500	<500	<0.50	<0.50	<0.50	<0.50	<1	<0.50	-----	-----	-----	-----
MW-15	11/17/99	Secor	<300	-----	<0.50	<0.50	<0.50	<0.50	<0.50	<0.50	-----	-----	-----	-----
MW-15	05/16/00	Secor	**340**	-----	<0.50	<0.50	<0.50	<0.50	<0.50	<0.50	-----	-----	-----	-----
MW-15	11/30/00	Secor	**2,100**	-----	<0.50	**0.80**	<0.50	**1.1**	<0.50	<0.50	-----	-----	-----	-----
MW-15	05/09/01	Secor	<300	-----	<0.50	<0.50	<0.50	<0.50	<0.50	<0.50	-----	-----	-----	-----
MW-15	11/06/01	Secor	<300	-----	<0.50	<0.50	<0.50	<0.50	<0.50	**0.60**	-----	-----	-----	-----

APPENDIX D

HISTORICAL ANALYTICAL RESULTS FOR TPH, BTEX COMPOUNDS, 1,2-DCA, AND FUEL OXYGENATES IN GROUNDWATER, NOVEMBER 1996 THROUGH NOVEMBER 2022

Defense Fuel Support Point Norwalk

15306 Norwalk Boulevard, Norwalk, California 90650

Well	Date	Sampled By	TPH-g (µg/L)	TPH-d (µg/L)	Benzene (µg/L)	Toluene (µg/L)	Ethyl-benzene (µg/L)	Xylenes (µg/L)	1,2-DCA (µg/L)	MTBE (µg/L)	TBA (µg/L)	DIPE (µg/L)	ETBE (µg/L)	TAME (µg/L)
MW-15	04/10/02	Secor	**59,000**	-----	<0.50	<0.50	<0.50	<0.50	<0.50	<0.50	-----	-----	-----	-----
MW-15	07/30/02	IT Corporation	**780**	-----	<0.50	<0.50	<0.50	<0.50	<0.50	<0.50	-----	-----	-----	-----
MW-15	12/08/06	Secor	**420**	-----	<0.50	<0.50	<0.50	**1.0**	<0.50	**0.60**	-----	-----	-----	**-----**
MW-15	05/04/07	Secor	<500	-----	<2.5	<2.5	<2.5	<2.5	<5	<2.5	-----	-----	-----	**-----**
MW-15	10/05/10	Blaine Tech	**1,100**	-----	<1	<1	<1	<1	<2	<1	<20	<2	<2	<2
MW-15	04/14/11	Blaine Tech	**1,900**	-----	<1	<1	<1	<1	<2	<1	<20	<2	<2	<2
MW-15	10/12/11	CH2M Hill	**590**	-----	<1	<1	<1	<1	<2	<1	<20	<2	<2	<2
MW-15	04/27/12	CH2M Hill	**1,100**	**40,000**	<1	<1	<1	<1	<2	<1	<20	<2	<2	<2
MW-15	10/19/12	CHHL	**940**	**34,000**	<1	<1	<1	<1	<2	<1	<20	<2	<2	<2
MW-15	04/12/13	CHHL	**890**	**240,000**	<1	<1	<1	<1	<2	<1	<20	<2	<2	<2
MW-15	10/11/13	CHHL	**2,000**	**140,000**	<1	<1	<1	<1	<2	<1	<20	<2	<2	<2
MW-15	10/31/14	BT for CH2MHill	**590**	**8,300**	<2.5	<2.5	<2.5	<2.5	<5.0	<2.5	<50	<5.0	<5.0	<5.0
MW-15R	04/19/17	BT for CH2MHill	<100	**210**	<0.50	<0.50	<0.50	<0.50	<0.50	<0.50	**15**	<1.0	<1.0	<1.0
MW-15R	10/05/17	BT for CH2MHill	<50	**79**	<0.50	<0.50	<0.50	<0.50	<0.50	**0.56**	<10	<1.0	<1.0	<1.0
MW-15R	04/19/18	BT for Jacobs	**66**	**60**	<0.50	<0.50	<0.50	<0.50	<0.50	**0.76**	<10	<1	<1	<1
MW-15R	11/08/18	BT for Jacobs	**53**	**52**	<0.50	<0.50	<0.50	<0.50	<0.50	<0.50	<10	<1.0	<1.0	<1.0
MW-15R	04/18/19	BT for Jacobs	<50	<50	<0.50	<0.50	<0.50	<0.50	<0.50	<0.50	<10	<1	<1	<1
MW-15R	10/30/19	BT for Jacobs	<50	<50	<0.50	<0.50	<0.50	<0.50	<0.50	<0.50	<10	<1.0	<1.0	<1.0
MW-15R	05/11/20	BT for Jacobs	**78**	**180**	<0.50	<0.50	<0.50	<0.50	<0.50	<0.50	<10	<1.0	<1.0	<1.0
MW-15R	11/05/20	BT for Jacobs	**130**	**220**	<0.50	<0.50	<0.50	<0.50	<0.50	<0.50	<10	<1.0	<1.0	<1.0
MW-15R	05/05/21	BT for Jacobs	<50	**53**	<0.50	<0.50	<0.50	<0.50	<0.50	<0.50	<10	<1.0	<1.0	<1.0
MW-15R	11/02/21	BT for Jacobs	**63**	**150**	<0.50	<0.50	<0.50	<0.50	<0.50	<0.50	<10	<1.0	<1.0	<1.0
MW-15R	05/12/22	BT for Jacobs	<50	**140**	<0.50	<0.50	<0.50	<0.50	<0.50	<0.50	**11**	<1.0	<1.0	<1.0
MW-15R	11/01/22	BT for Jacobs	<50	<50	<0.50	<0.50	<0.50	<0.50	<0.50	<0.50	<10	<1.0	<1.0	<1.0
MW-16	11/27/96	GSI	**50**	<500	<0.50	<0.50	<0.50	**1.5**	**140**	**71**	-----	-----	-----	-----
MW-16	07/10/97	GTI	<50	<50	<5	<5	<5	<5	<5	<5	-----	-----	-----	-----
MW-16	01/06/98	GTI	<500	<100	<0.50	<0.50	<0.50	<1	<0.50	<0.50	-----	-----	-----	-----
MW-16	05/21/98	BBC	<300	-----	<0.50	**0.70**	<0.50	**0.60**	<0.50	<0.50	-----	-----	-----	-----
MW-16	11/05/98	GTI	<300	-----	<0.50	<0.50	<0.50	<0.50	<0.50	<0.50	-----	-----	-----	-----
MW-16	05/27/99	GTI	<300	-----	<0.50	<0.50	<0.50	<0.50	<0.50	<0.50	-----	-----	-----	-----
MW-16	11/18/99	IT Corporation	<300	-----	<0.50	<1	<0.50	<0.50	<0.50	<0.50	-----	-----	-----	-----
MW-16	05/17/00	IT Corporation	<300	-----	<0.50	<0.50	<0.50	<0.50	<0.50	<0.50	-----	-----	-----	-----
MW-16	11/30/00	IT Corporation	<300	-----	<0.50	<0.50	<0.50	<0.50	<0.50	<0.50	-----	-----	-----	-----
MW-16	05/09/01	IT Corporation	<300	-----	**2.6**	<0.50	<0.50	**0.60**	<0.50	<0.50	-----	-----	-----	-----
MW-16	11/07/01	IT Corporation	<300	-----	**1.2**	<0.50	<0.50	<0.50	<0.50	**31**	-----	-----	-----	-----
MW-16	02/01/02	Secor	-----	-----	<0.50	<0.50	<0.50	<0.50	<0.50	**220**	-----	-----	-----	-----
MW-16	04/11/02	IT Corporation	<300	-----	<0.50	<0.50	<0.50	<0.50	<0.50	**260**	-----	-----	-----	-----
MW-16	10/23/02	GTI	<300	-----	<0.50	<1	<1	<1	<0.50	**14**	-----	-----	-----	-----
MW-16	01/29/03	Secor	<300	-----	<0.50	<0.50	<0.50	<0.50	<0.50	**6.8**	-----	-----	-----	-----
MW-16	04/09/03	GTI	-----	-----	<0.50	<0.50	<0.50	<0.50	<1	**16**	-----	-----	-----	-----
MW-16	08/01/03	Secor	<50	-----	<0.50	<0.50	<0.50	<0.50	<0.50	**110**	-----	-----	-----	-----
MW-16	10/11/03	BT for Parsons	-----	-----	<0.50	<0.50	<0.50	<0.50	<0.50	**100**	-----	-----	-----	**-----**
MW-16	01/28/04	Secor	**51**	-----	<0.50	<0.50	<0.50	<0.50	<0.50	**89**	-----	-----	-----	-----
MW-16	04/21/04	BT for Parsons	-----	-----	<0.50	<0.50	<0.50	<0.50	<0.50	**83**	**110**	<2	<2	<2
MW-16	07/20/04	Secor	<50	-----	<0.50	<0.50	<0.50	<0.50	<0.50	**22**	-----	-----	-----	-----
MW-16	11/04/04	BT for Parsons	-----	-----	<0.50	<0.50	<0.50	<0.50	<0.50	**3.3**	**120**	<2	<2	<2
MW-16	02/02/05	Secor	<50	-----	<0.50	<0.50	<0.50	<0.50	<0.50	<0.50	-----	-----	-----	-----
MW-16	05/06/05	BT for Parsons	-----	-----	<0.50	<0.50	<0.50	<0.50	<0.50	<0.50	<10	<2	<2	<2
MW-16	08/02/05	Secor	<50	-----	<0.50	<0.50	<0.50	<0.50	<0.50	<0.50	-----	-----	-----	**-----**
MW-16	11/08/05	BT for Parsons	-----	-----	<0.50	<0.50	<0.50	<0.50	<0.50	<0.50	<10	<2	<2	<2
MW-16	05/04/06	BT for Parsons	-----	-----	**0.87**	<0.50	<0.50	<0.50	<0.50	<0.50	<10	<2	<2	<2

APPENDIX D

HISTORICAL ANALYTICAL RESULTS FOR TPH, BTEX COMPOUNDS, 1,2-DCA, AND FUEL OXYGENATES IN GROUNDWATER, NOVEMBER 1996 THROUGH NOVEMBER 2022

Defense Fuel Support Point Norwalk

15306 Norwalk Boulevard, Norwalk, California 90650

Well	Date	Sampled By	TPH-g (µg/L)	TPH-d (µg/L)	Benzene (µg/L)	Toluene (µg/L)	Ethyl-benzene (µg/L)	Xylenes (µg/L)	1,2-DCA (µg/L)	MTBE (µg/L)	TBA (µg/L)	DIPE (µg/L)	ETBE (µg/L)	TAME (µg/L)
MW-16	09/19/06	Secor	<50	-----	<0.50	<0.50	<0.50	<0.50	<0.50	<0.50	-----	-----	-----	**-----**
MW-16	12/08/06	BT for Parsons	-----	-----	<0.50	<0.50	<0.50	<0.50	<0.50	<0.50	<10	<2	<2	<2
MW-16	05/03/07	BT for Parsons	-----	-----	<0.50	<0.50	<0.50	<0.50	<0.50	<0.50	<10	<2	<2	<2
MW-16	11/16/07	BT for Parsons	-----	-----	<0.50	<0.50	<0.50	<0.50	<0.50	<0.50	<10	<2	<2	<2
MW-16	04/17/08	BT for Parsons	-----	-----	<0.50	<0.50	<0.50	<0.50	<0.50	<0.50	<10	<2	<2	<2
MW-16	10/16/08	BT for Parsons	-----	-----	<0.50	<0.50	<0.50	<0.50	<0.50	<0.50	<10	<2	<2	<2
MW-16	04/23/09	BT for Parsons	-----	-----	<0.50	<0.50	<0.50	<0.50	<0.50	<0.50	<10	<2	<2	<2
MW-16	10/23/09	BT for Parsons	-----	-----	<0.50	<0.50	<0.50	<0.50	<0.50	<0.50	<10	<2	<2	<2
MW-16	04/16/10	BT for Parsons	-----	-----	<0.50	<0.50	<0.50	<0.50	<0.50	<0.50	<10	<2	<2	<2
MW-16	10/07/10	BT for Parsons	-----	-----	<0.50	-----	-----	-----	<0.50	<0.50	<10	-----	-----	**-----**
MW-16	04/12/11	BT for Parsons	-----	-----	<0.50	<0.50	<0.50	<0.50	<0.50	<0.50	<10	<2	<2	<2
MW-16	10/12/11	Parsons	-----	-----	<0.50	<0.50	<0.50	<0.50	<0.50	<0.50	<10	<2	<2	<2
MW-16	04/17/12	Parsons	-----	-----	<0.50	<0.50	<0.50	<0.50	<0.50	<0.50	<10	<2	<2	<2
MW-16	10/16/12	Parsons	-----	-----	<0.50	<0.50	<0.50	<0.50	<0.50	<0.50	<10	<2	<2	<2
MW-16	04/09/13	Parsons	-----	<100	<0.50	<0.50	<0.50	<0.50	<0.50	<0.50	<10	<2	<2	<2
MW-16	10/27/14	SGI	<100	<100	<0.50	<0.50	<0.50	<1.5	<0.50	<2.0	<10	<2.0	<2.0	<2.0
MW-16	04/24/15	SGI	<100	<100	<0.50	<0.50	<0.50	<1.5	<0.50	<2.0	<10	<2.0	<2.0	<2.0
MW-16	10/20/15	SGI	<100	<100	<0.50	<0.50	<0.50	<1.5	<0.50	<2.0	<10	<2.0	<2.0	<2.0
MW 16	04/12/16	SGI	<100	<100	**1.3**	<0.50	**2.5**	**8.1**	**0.51**	<1.0	<10	<2.0	<2.0	<2.0
MW-16	10/07/16	SGI	<100	<100	<0.50	<0.50	<0.50	<1.5	<0.50	<1.0	<10	<2.0	<2.0	<2.0
MW-16	04/18/17	SGI	<100	<100	<0.50	<0.50	<0.50	<1.5	<0.50	<1.0	<10	<2.0	<2.0	<2.0
MW-16	10/04/17	SGI	<100	**100**	<0.50	<0.50	<0.50	<1.5	<0.50	<1.0	<10	<2.0	<2.0	<2.0
MW-16	04/18/18	SGI	<100	**110**	<0.50	<0.50	<0.50	<1.5	<0.50	<1.0	<10	<2.0	<2.0	<2.0
MW-16	11/06/18	SGI	<100	<100	<0.50	<0.50	<0.50	<1.5	<0.50	<1.0	<10	<2.0	<2.0	<2.0
MW-16	04/16/19	SGI	<100	**240**	<0.50	<0.50	<0.50	<1.5	<0.50	<1.0	<10	<2.0	<2.0	<2.0
MW-16	10/30/19	SGI	<100	<100	<0.50	<0.50	<0.50	<1.5	<0.50	<1.2	<10	<2.0	<2.0	<2.0
MW-16	05/06/20	SGI	<100	<100	<0.50	<0.50	<0.50	<1.5	<0.50	<1.2	<10	<2.0	<2.0	<2.0
MW-16	10/20/20	SGI	<100	<100	<0.50	<0.50	<0.50	<1.5	<0.50	<1.2	<10	<2.0	<2.0	<2.0
MW-16	05/03/21	SGI/Apex	<100	<100	<0.50	<0.50	<0.50	<1.5	<0.50	<1.2	<10	<2.0	<2.0	<2.0
MW-16	11/02/21	SGI/Apex	<100	<100	<0.50	<0.50	<0.50	<1.5	<0.50	<1.2	<10	<2.0	<2.0	<2.0
MW-16	05/10/22	SGI/Apex	<100	<100	<0.50	<0.50	<0.50	<1.0	<0.50	<1.2	<10	<2.0	<2.0	<2.0
MW-16	11/01/22	SGI/Apex	<100	<100	<0.50	<0.50	<0.50	<1.5	<0.50	<1.2	<10	<2.0	<2.0	<2.0
MW-17	11/27/96	GSI	**45**	<500	<0.50	<0.50	<0.50	<1	<0.50	-----	-----	-----	-----	-----
MW-17	07/09/97	GTI	<50	<50	<5	<5	<5	<5	<5	<5	-----	-----	-----	-----
MW-17	01/06/98	GTI	<500	<100	<0.50	<0.50	<0.50	<1	<0.50	<0.50	-----	-----	-----	-----
MW-17	05/20/98	BBC	<300	-----	<0.50	<0.50	<0.50	<1	<0.50	<0.50	-----	-----	-----	-----
MW-17	11/04/98	GTI	<300	-----	<0.50	<0.50	<0.50	<0.50	<0.50	<0.50	-----	-----	-----	-----
MW-17	05/26/99	GTI	<300	-----	<0.50	<0.50	<0.50	<0.50	<0.50	<0.50	-----	-----	-----	-----
MW-17	11/18/99	IT Corporation	<300	-----	<0.50	<1	<0.50	<0.50	<0.50	**0.50**	-----	-----	-----	-----
MW-17	05/17/00	IT Corporation	<300	-----	<0.50	<0.50	<0.50	<0.50	<0.50	<0.50	-----	-----	-----	-----
MW-17	11/29/00	IT Corporation	<300	-----	<0.50	<0.50	<0.50	<0.50	<0.50	<0.50	-----	-----	-----	-----
MW-17	05/09/01	IT Corporation	<300	-----	<0.50	<0.50	<0.50	<0.50	<0.50	<0.50	-----	-----	-----	-----
MW-17	11/07/01	IT Corporation	<300	-----	<0.50	<0.50	<0.50	<0.50	<0.50	<0.50	-----	-----	-----	-----
MW-17	04/10/02	IT Corporation	<300	-----	<0.50	<0.50	<0.50	<0.50	<0.50	<0.50	-----	-----	-----	-----
MW-17	10/23/02	GTI	<300	-----	<0.50	<1	<1	<1	<0.50	<1	-----	-----	-----	-----
MW-17	04/10/03	GTI	-----	-----	<0.50	<0.50	<0.50	<0.50	<0.50	<0.50	-----	-----	-----	**-----**
MW-17	10/08/03	BT for Parsons	-----	-----	<0.50	<0.50	<0.50	<0.50	<0.50	<0.50	-----	-----	-----	**-----**
MW-17	04/21/04	BT for Parsons	-----	-----	<0.50	<0.50	<0.50	<0.50	<0.50	<0.50	<10	<2	<2	<2
MW-17	11/03/04	BT for Parsons	-----	-----	<0.50	<0.50	<0.50	<0.50	<0.50	<0.50	<10	<2	<2	<2
MW-17	05/05/05	BT for Parsons	-----	-----	<0.50	<0.50	<0.50	<0.50	<0.50	<0.50	<10	<2	<2	<2
MW-17	11/05/05	BT for Parsons	-----	-----	<0.50	<0.50	<0.50	<0.50	<0.50	<0.50	<10	<2	<2	<2

APPENDIX D

HISTORICAL ANALYTICAL RESULTS FOR TPH, BTEX COMPOUNDS, 1,2-DCA, AND FUEL OXYGENATES IN GROUNDWATER, NOVEMBER 1996 THROUGH NOVEMBER 2022

Defense Fuel Support Point Norwalk

15306 Norwalk Boulevard, Norwalk, California 90650

Well	Date	Sampled By	TPH-g (µg/L)	TPH-d (µg/L)	Benzene (µg/L)	Toluene (µg/L)	Ethyl-benzene (µg/L)	Xylenes (µg/L)	1,2-DCA (µg/L)	MTBE (µg/L)	TBA (µg/L)	DIPE (µg/L)	ETBE (µg/L)	TAME (µg/L)
MW-17	05/03/06	BT for Parsons	-----	-----	<0.50	<0.50	<0.50	<0.50	<0.50	<0.50	<10	<2	<2	<2
MW-17	12/05/06	BT for Parsons	-----	-----	<0.50	<0.50	<0.50	<0.50	<0.50	<0.50	<10	<2	<2	<2
MW-17	05/02/07	BT for Parsons	-----	-----	<0.50	<0.50	<0.50	<0.50	<0.50	<0.50	<10	<2	<2	<2
MW-17	11/13/07	BT for Parsons	<100	-----	<0.50	<0.50	<0.50	<0.50	<0.50	<0.50	<10	<2	<2	<2
MW-17	04/16/08	BT for Parsons	-----	-----	<0.50	<0.50	<0.50	<0.50	<0.50	<0.50	<10	<2	<2	<2
MW-17	10/15/08	BT for Parsons	-----	-----	<0.50	<0.50	<0.50	<0.50	<0.50	<0.50	<10	<2	<2	<2
MW-17	04/20/09	BT for Parsons	-----	-----	<0.50	<0.50	<0.50	<0.50	<0.50	<0.50	<10	<2	<2	<2
MW-17	10/23/09	BT for Parsons	-----	-----	<0.50	<0.50	<0.50	<0.50	<0.50	<0.50	<10	<2	<2	<2
MW-17	04/16/10	BT for Parsons	-----	-----	<0.50	<0.50	<0.50	<0.50	<0.50	<0.50	<10	<2	<2	<2
MW-17	10/06/10	BT for Parsons	-----	-----	<0.50	-----	-----	-----	<0.50	<0.50	<10	-----	-----	**-----**
MW-17	04/12/11	BT for Parsons	-----	-----	<0.50	<0.50	<0.50	<0.50	<0.50	<0.50	<10	<2	<2	<2
MW-17	10/13/11	Parsons	-----	-----	<0.50	<0.50	<0.50	<0.50	<0.50	<0.50	<10	<2	<2	<2
MW-17	04/17/12	Parsons	-----	-----	<0.50	<0.50	<0.50	<0.50	<0.50	<0.50	<10	<2	<2	<2
MW-17	10/16/12	Parsons	-----	-----	<0.50	<0.50	<0.50	<0.50	<0.50	<0.50	<10	<2	<2	<2
MW-17	04/09/13	Parsons	-----	<100	<0.50	<0.50	<0.50	<0.50	<0.50	<0.50	<10	<2	<2	<2
MW-17	10/08/13	Parsons	<100	**110 HD**	<0.50	<0.50	<0.50	<0.50	<0.50	<0.50	<10	<2	<2	<2
MW-17	04/16/14	Parsons	<100	<100	<0.50	<0.50	<0.50	<0.50	<0.50	<0.50	<10	<2	<2	<2
MW-17	10/27/14	SGI	<100	<100	<0.50	<0.50	<0.50	<1.5	<0.50	<2.0	<10	<2.0	<2.0	<2.0
MW-17	04/24/15	SGI	<100	<100	<0.50	<0.50	<0.50	<1.5	<0.50	<2.0	<10	<2.0	<2.0	<2.0
MW-17	10/20/15	SGI	**130**	<100	<0.50	<0.50	<0.50	<1.5	<0.50	<2.0	<10	<2.0	<2.0	<2.0
MW 17	04/13/16	SGI	<100	<100	<0.50	<0.50	**0.67**	**2.4**	<0.50	<1.0	<10	<2.0	<2.0	<2.0
DUP-5 (MW 17)	04/13/16	SGI	<100	<100	<0.50	<0.50	**0.74**	**2.5**	<0.50	<1.0	<10	<2.0	<2.0	<2.0
MW-17	10/04/16	SGI	<100	<100	<0.50	<0.50	**0.50**	<1.5	<0.50	<1.0	<10	<2.0	<2.0	<2.0
DUP-1 (MW-17)	10/04/16	SGI	<100	<100	<0.50	<0.50	<0.50	<1.5	<0.50	<1.0	<10	<2.0	<2.0	<2.0
MW-17	04/18/17	SGI	<100	<100	<0.50	<0.50	<0.50	<1.5	<0.50	<1.0	<10	<2.0	<2.0	<2.0
MW-17	10/03/17	SGI	<100	**110**	<0.50	<0.50	<0.50	<1.5	<0.50	<1.0	<10	<2.0	<2.0	<2.0
MW-17	04/17/18	SGI	<100	<100	<0.50	<0.50	<0.50	<1.5	<0.50	<1.0	<10	<2.0	<2.0	<2.0
MW-17	11/06/18	SGI	<100	<100	<0.50	<0.50	<0.50	<1.5	<0.50	<1.0	<10	<2.0	<2.0	<2.0
MW-17	04/16/19	SGI	<100	**230**	<0.50	<0.50	<0.50	<1.5	<0.50	<1.0	<10	<2.0	<2.0	<2.0
MW-17	10/30/19	SGI	<100	<100	<0.50	<0.50	<0.50	<1.5	<0.50	<1.2	<10	<2.0	<2.0	<2.0
MW-17	05/05/20	SGI	<100	<100	<0.50	<0.50	<0.50	<1.5	<0.50	<1.2	<10	<2.0	<2.0	<2.0
MW-17	10/20/20	SGI	<100	<100	<0.50	<0.50	<0.50	<1.5	<0.50	<1.2	<10	<2.0	<2.0	<2.0
MW-17	05/05/21	SGI/Apex	<100	<100	<0.50	<0.50	<0.50	<1.5	<0.50	<1.2	<10	<2.0	<2.0	<2.0
MW-17	11/02/21	SGI/Apex	<100	<100	<0.50	<0.50	<0.50	<1.5	<0.50	<1.2	<10	<2.0	<2.0	<2.0
MW-17	05/10/22	SGI/Apex	<100	<100	<0.50	<0.50	<0.50	<1.0	<0.50	<1.2	<10	<2.0	<2.0	<2.0
MW-17	11/01/22	SGI/Apex	<100	<100	<0.50	<0.50	<0.50	<1.5	<0.50	<1.2	<10	<2.0	<2.0	<2.0
DUP-2 (MW-17)	11/01/22	SGI/Apex	<100	<100	<0.50	<0.50	<0.50	<1.5	<0.50	<1.2	<10	<2.0	<2.0	<2.0
MW-18 (MID)	07/16/97	Terra Services	<100	<500	-----	-----	-----	-----	-----	-----	-----	-----	-----	-----
MW-18 (MID)	01/05/98	Terra Services	**420**	<500	-----	-----	-----	-----	-----	-----	-----	-----	-----	**-----**
MW-18 (MID)	10/08/03	Secor	**530**	-----	**1.2**	<1	<1	<1	**16**	**640**	-----	-----	-----	**-----**
MW-18 (MID)	10/07/10	Blaine Tech	**1,100**	-----	**290**	<1.5	<1.5	<1.5	<3	**12**	**150**	**11**	<3	<3
MW-18 (MID)	04/13/11	Blaine Tech	**4,100**	-----	**1,900**	<10	<10	**11**	<20	**13**	<200	**21**	<20	<20
MW-18 (MID)	10/12/11	CH2M Hill	**1,200**	-----	**460**	<2.5	<2.5	**3.2**	<5	**4.6**	**82**	**9.3**	<5	<5
MW-18 (MID)	04/20/12	CH2M Hill	<200	**330**	<1	<1	<1	<1	<2	**2.4**	**21**	**4.2**	<2	<2
MW-18 (MID)	10/18/12	CHHL	**96**	**170**	<0.50	<0.50	<0.50	<0.50	<0.50	<0.50	**49**	**3.6**	<1	<1
MW-18 (MID)	10/31/14	BT for CH2MHill	<200	<50	<1.0	<1.0	<1.0	<1.0	<2.0	<1.0	**87**	**5.1**	<2.0	<2.0
MW-18 (MID)	04/22/15	BT for CH2MHill	<50	**140**	<0.50	<0.50	<0.50	<0.50	**1.2**	<0.50	**59**	**3.7**	<1.0	<1.0
MW-18 (MID)	10/27/15	BT for CH2MHill	<50	**130 HD**	<0.50	<0.50	<0.50	<0.50	<0.50	**1.2**	<10	**3.1**	<1.0	<1.0
MW 18 (MID)	04/13/16	BT for CH2MHill	**390**	**440**	**65**	**1.4**	<0.50	**2.0**	<1	**4.7**	**74**	**1.5**	<1.0	<1.0
MW-18 (MID)	10/06/16	BT for CH2MHill	**200**	**490**	**6.1**	<0.50	<0.50	**1.5**	<0.50	**2.7**	**55**	**1.3**	<1.0	<1.0
MW-18 (MID)	04/20/17	BT for CH2MHill	<100	**200**	<0.50	<0.50	<0.50	<0.50	<1	**1.3**	**32**	**1.6**	<1.0	<1.0

APPENDIX D

HISTORICAL ANALYTICAL RESULTS FOR TPH, BTEX COMPOUNDS, 1,2-DCA, AND FUEL OXYGENATES IN GROUNDWATER, NOVEMBER 1996 THROUGH NOVEMBER 2022

Defense Fuel Support Point Norwalk

15306 Norwalk Boulevard, Norwalk, California 90650

Well	Date	Sampled By	TPH-g (µg/L)	TPH-d (µg/L)	Benzene (µg/L)	Toluene (µg/L)	Ethyl-benzene (µg/L)	Xylenes (µg/L)	1,2-DCA (µg/L)	MTBE (µg/L)	TBA (µg/L)	DIPE (µg/L)	ETBE (µg/L)	TAME (µg/L)
MW-18 (MID)	10/05/17	BT for CH2MHill	<50	**120**	<0.50	<0.50	<0.50	<0.50	<0.50	**0.94**	**13**	**1.7**	<1.0	<1.0
MW-18 (MID)	04/19/18	BT for Jacobs	<50	**98**	<0.50	<0.50	<0.50	<0.50	<0.50	**1.3**	<10	**1.3**	<1	<1
MW-18 (MID)	11/09/18	BT for Jacobs	<50	**130**	<0.50	<0.50	<0.50	<0.50	<0.50	**1.0**	<10	<1.0	<1.0	<1.0
MW-18 (MID)	04/18/19	BT for Jacobs	<50	<50	<0.50	<0.50	<0.50	<0.50	<0.50	**1.1**	<10	<1	<1	<1
MW-18 (MID)	10/31/19	BT for Jacobs	<50	**98**	<0.50	<0.50	<0.50	<0.50	<0.50	**1.4**	**11**	<1.0	<1.0	<1.0
MW-18 (MID)	05/11/20	BT for Jacobs	<50	**150**	<0.50	<0.50	<0.50	<0.50	<0.50	**1.7**	**18**	**1.2**	<1.0	<1.0
MW-18 (MID)	11/06/20	BT for Jacobs	<50	**260**	<0.50	<0.50	<0.50	<0.50	<0.50	**2.9**	**19**	**1.0**	<1.0	<1.0
MW-18 (MID)	05/06/21	BT for Jacobs	<50	**280**	<0.50	<0.50	<0.50	<0.50	<0.50	**2.6**	**16**	<1.0	<1.0	<1.0
MW-18 (MID)	11/03/21	BT for Jacobs	<50	**210**	<0.50	<0.50	<0.50	<0.50	<0.50	**1.3**	<10	<2.0	<1.0	<1.0
MW-18 (MID)	05/13/22	BT for Jacobs	<50	**210**	<0.50	<0.50	<0.50	<0.50	<0.50	**0.83**	<10	<1.0	<1.0	<1.0
MW-18 (MID)	11/03/22	BT for Jacobs	<100	**140**	<0.50	<0.50	<0.50	<0.50	<1.0	**0.79**	**17**	**15**	<1.0	<1.0
MW-19 (MID)	11/26/96	Terra Services	-----	-----	**48**	<0.50	**17**	**1.8**	**7.7**	**600**	-----	-----	-----	-----
MW-19 (MID)	07/16/97	Terra Services	<100	<500	<0.50	<0.50	<0.50	<1	**9.1**	**810**	-----	-----	-----	-----
MW-19 (MID)	01/05/98	Terra Services	<100	<500	<5	<50	<5	<15	<5	**1,400**	-----	-----	-----	-----
MW-19 (MID)	05/27/98	Terra Services	**500**	-----	<5	<0.50	<5	<10	**14**	**590**	-----	-----	-----	-----
MW-19 (MID)	08/26/98	Geomatrix	**514**	-----	<2.5	<2.5	<2.5	<2.5	**11**	**779**	-----	-----	-----	-----
MW-19 (MID)	11/17/98	Alton Geoscience	**491**	-----	<5	<5	<5	<5	**11**	**850**	-----	-----	-----	-----
MW-19 (MID)	02/03/99	Alton Geoscience	<10,000	<500	<10	<10	<10	<20	<20	**1,300**	-----	-----	-----	-----
MW-19 (MID)	05/06/99	Alton Geoscience	**540**	<500	**42**	<1	<1	<1	<2.5	**1,500**	-----	-----	-----	-----
MW-19 (MID)	08/10/99	Alton Geoscience	**600**	<1,000	<0.50	<1	<1	<1	**6.8**	**980**	-----	-----	-----	-----
MW-19 (MID)	11/17/99	Secor	**1,100**	-----	**26**	<5	<5	<5	<5	**1,100**	-----	-----	-----	-----
MW-19 (MID)	02/29/00	Secor	**2,000**	-----	**530**	<5	<5	<5	<5	**1,100**	-----	-----	-----	-----
MW-19 (MID)	05/17/00	Secor	**5,200**	-----	**1,900**	<25	<25	<25	<25	**2,600**	-----	-----	-----	-----
MW-19 (MID)	08/29/00	Secor	**2,700**	-----	**560**	<10	<10	<10	<10	**3,200**	-----	-----	-----	-----
MW-19 (MID)	11/30/00	Secor	**2,100**	-----	**520**	**3.6**	**0.90**	**6.1**	<0.50	**1,200**	-----	-----	-----	-----
MW-19 (MID)	02/06/01	Secor	**780**	-----	**66**	<10	<10	<10	<10	**720**	-----	-----	-----	-----
MW-19 (MID)	05/09/01	Secor	**360**	-----	**4.4**	<2.5	<2.5	<2.5	**6.5**	**490**	-----	-----	-----	-----
MW-19 (MID)	09/19/01	Secor	<300	-----	<2.5	<2.5	<2.5	<2.5	**8.2**	**200**	-----	-----	-----	-----
MW-19 (MID)	11/06/01	Secor	<300	-----	<1	<1	<1	<1	**6.5**	**180**	-----	-----	-----	-----
MW-19 (MID)	01/30/02	Secor	<300	-----	<0.50	<0.50	<0.50	<0.50	**5.1**	**33**	-----	-----	-----	-----
MW-19 (MID)	04/10/02	Secor	<300	-----	<0.50	<0.50	<0.50	<0.50	**4.3**	**11**	-----	-----	-----	-----
MW-19 (MID)	10/23/02	Secor	<300	-----	**1.1**	<0.50	<0.50	<0.50	**3.5**	**7.4**	-----	-----	-----	-----
MW-19 (MID)	04/10/03	Secor	**92**	-----	<0.50	<0.50	<0.50	<0.50	**2.5**	**4.3**	-----	-----	-----	-----
MW-19 (MID)	10/07/03	Secor	**84**	-----	<0.50	<0.50	<0.50	<0.50	**2.3**	**1.0**	-----	-----	-----	-----
MW-19 (MID)	04/21/04	Secor	**99**	-----	<0.50	<0.50	<0.50	<0.50	**2.6**	<0.50	-----	-----	-----	-----
MW-19 (MID)	11/03/04	Secor	<100	-----	<0.50	<0.50	<0.50	<0.50	**2.0**	**0.81**	-----	-----	-----	-----
MW-19 (MID)	05/06/05	Secor	<50	-----	<0.50	<0.50	<0.50	<0.50	<0.50	<0.50	-----	-----	-----	-----
MW-19 (MID)	11/03/05	Secor	**68**	-----	<0.50	<0.50	<0.50	<0.50	**4.2**	**1.2**	-----	-----	-----	-----
MW-19 (MID)	05/03/06	Secor	**76**	-----	<0.50	<0.50	<0.50	<0.50	**13**	**2.2**	-----	-----	-----	-----
MW-19 (MID)	12/06/06	Secor	<50	-----	<0.50	<0.50	<0.50	<0.50	**1.3**	<0.50	-----	-----	-----	-----
MW-19 (MID)	05/02/07	Secor	**61**	-----	<0.50	<0.50	<0.50	<0.50	**2.2**	**1.1**	-----	-----	-----	-----
MW-19 (MID)	11/13/07	Secor	**57**	-----	<0.50	<0.50	<0.50	<0.50	**2.9**	**0.86**	-----	-----	-----	-----
MW-19 (MID)	04/17/08	Secor	<50	-----	<0.50	<0.50	<0.50	<0.50	**3.0**	**1.2**	-----	-----	-----	**-----**
MW-19 (MID)	10/17/08	Stantec	<50	-----	<0.50	<0.50	<0.50	<0.50	**3.2**	**1.3**	-----	-----	-----	**-----**
MW-19 (MID)	04/20/09	Blaine Tech for AMEC	<50	-----	<0.50	<0.50	<0.50	<0.50	**3.8**	**0.81**	**66**	**9.8**	<1	<1
MW-19 (MID)	10/21/09	Blaine Tech	<50	-----	<0.50	<0.50	<0.50	<0.50	**5.0**	**0.79**	**130**	**16**	<1	<1
MW-19 (MID)	05/26/10	Blaine Tech	<50	-----	<0.50	<0.50	<0.50	<0.50	**3.1**	<0.50	<10	**12**	<1	<1
MW-19 (MID)	10/06/10	Blaine Tech	**62**	-----	<0.50	<0.50	<0.50	<0.50	**3.5**	**0.91**	**130**	**19**	<1	<1
MW-19 (MID)	04/12/11	Blaine Tech	<50	-----	<0.50	<0.50	<0.50	<0.50	**3.2**	**0.81**	**67**	**14**	<1	<1
MW-19 (MID)	10/11/11	CH2M Hill	<50	-----	<0.50	<0.50	<0.50	<0.50	**3.2**	**0.67**	**110**	**11**	<1	<1
MW-19 (MID)	04/18/12	CH2M Hill	<50	<50	<0.50	<0.50	<0.50	<0.50	**4.7**	**1.0**	**290**	**22**	<1	<1

APPENDIX D

HISTORICAL ANALYTICAL RESULTS FOR TPH, BTEX COMPOUNDS, 1,2-DCA, AND FUEL OXYGENATES IN GROUNDWATER, NOVEMBER 1996 THROUGH NOVEMBER 2022

Defense Fuel Support Point Norwalk

15306 Norwalk Boulevard, Norwalk, California 90650

Well	Date	Sampled By	TPH-g (µg/L)	TPH-d (µg/L)	Benzene (µg/L)	Toluene (µg/L)	Ethyl-benzene (µg/L)	Xylenes (µg/L)	1,2-DCA (µg/L)	MTBE (µg/L)	TBA (µg/L)	DIPE (µg/L)	ETBE (µg/L)	TAME (µg/L)
MW-19 (MID)	10/17/12	CHHL	<50	**77**	<0.50	<0.50	<0.50	<0.50	**5.3**	**1.1**	**360**	**28**	<1	<1
MW-19 (MID)	04/11/13	CHHL	**55**	<50	<0.50	<0.50	<0.50	<0.50	**9.2**	**2.0**	**330**	**31**	<1	<1
MW-19 (MID)	10/10/13	CHHL	**54**	<50	<0.50	<0.50	<0.50	<0.50	**7.4**	**2.0**	**350**	**25**	<1	<1
MW-19 (MID)	04/17/14	CHHL	**74**	<50	<0.50	<0.50	<0.50	<0.50	**9.1**	**2.0**	**440**	**25**	<1	<1
MW-19 (MID)	10/30/14	BT for CH2MHill	<50	<50	<0.50	<0.50	<0.50	<0.50	**3.5**	**0.74**	**87**	**9.2**	<1.0	<1.0
MW-19 (MID)	04/22/15	BT for CH2MHill	<50	<50	<0.50	<0.50	<0.50	<0.50	**3.7**	**1.1**	**130**	**13**	<1.0	<1.0
MW-19 (MID)	10/23/15	BT for CH2MHill	<50	<50	<0.50	<0.50	<0.50	<0.50	**2.9**	<0.50	**36**	**6.2**	<1.0	<1.0
MW 19 (MID)	04/13/16	BT for CH2MHill	<50	**54**	<0.50	<0.50	<0.50	<0.50	**4.8**	**1.0**	**420**	**23**	<1.0	<1.0
MW-19 (MID)	10/05/16	BT for CH2MHill	**54**	<50	<0.50	<0.50	<0.50	<0.50	**3.8**	**0.68**	**220**	**19**	<1.0	<1.0
MW-19 (MID)	04/19/17	BT for CH2MHill	<50	<50	<0.50	<0.50	<0.50	<0.50	**2.1**	<0.50	**88**	**11**	<1.0	<1.0
MW-19 (MID)	10/03/17	BT for CH2MHill	<50	<50	<0.50	<0.50	<0.50	<0.50	**2.5**	<0.50	**22**	**4.2**	<1.0	<1.0
MW-19 (MID)	04/18/18	BT for Jacobs	<50	<50	<0.50	<0.50	<0.50	<0.50	**2.0**	<0.50	**31**	**5.6**	<1	<1
MW-19 (MID)	11/07/18	BT for Jacobs	<50	<50	<0.50	<0.50	<0.50	<0.50	**2.6**	<0.50	**23**	**4.3**	<1.0	<1.0
MW-19 (MID)	04/18/19	BT for Jacobs	<50	<50	<0.50	<0.50	<0.50	<0.50	**2.2**	<0.50	**15**	**2.2**	<1	<1
MW-19 (MID)	10/29/19	BT for Jacobs	<50	**58**	<0.50	<0.50	<0.50	<0.50	**1.1**	<0.50	**11**	**1.6**	<1.0	<1.0
MW-19 (MID)	05/07/20	BT for Jacobs	<50	<50	<0.50	<0.50	<0.50	<0.50	**1.7**	<0.50	**17**	**2.5**	<1.0	<1.0
MW-19 (MID)	11/03/20	BT for Jacobs	<50	<50	<0.50	<0.50	<0.50	<0.50	**1.2**	<0.50	<10	**1.8**	<1.0	<1.0
MW-19 (MID)	05/06/21	BT for Jacobs	<50	<50	<0.50	<0.50	<0.50	<0.50	**1.3**	<0.50	**12**	**2.1**	<1.0	<1.0
MW-19 (MID)	11/02/21	BT for Jacobs	<50	**52**	<0.50	<0.50	<0.50	<0.50	**1.2**	<0.50	<10	**1.7**	<1.0	<1.0
MW-19 (MID)	05/10/22	BT for Jacobs	<50	<50	<0.50	<0.50	<0.50	<0.50	**1.0**	<0.50	<10	**1.8**	<1.0	<1.0
MW-19 (MID)	11/01/22	BT for Jacobs	<50	<50	<0.50	<0.50	<0.50	<0.50	**1.3**	<0.50	**16**	**2.2**	<1.0	<1.0
MW-20 (MID)	11/22/96	Terra Services	-----	-----	<0.50	<0.50	<0.50	**1.5**	**66**	**36**	-----	-----	-----	-----
MW-20 (MID)	07/11/97	Terra Services	<100	<500	<0.50	<0.50	<0.50	<1	**33**	**13**	-----	-----	-----	-----
MW-20 (MID)	01/05/98	Terra Services	<100	<500	<0.50	<0.50	<0.50	<1.5	**17**	**9.2**	-----	-----	-----	-----
MW-20 (MID)	05/27/98	Terra Services	<300	-----	<0.50	<0.50	<0.50	<1	**35**	**22**	-----	-----	-----	-----
MW-20 (MID)	11/16/98	Alton Geoscience	<300	-----	**14**	**41**	**4.8**	**30**	**31**	**33**	-----	-----	-----	-----
MW-20 (MID)	05/07/99	Alton Geoscience	<500	<500	**5.6**	**22**	**1.7**	**9.8**	**22**	**13**	-----	-----	-----	-----
MW-20 (MID)	11/16/99	Secor	<300	-----	<0.50	<0.50	<0.50	<0.50	**21**	**19**	-----	-----	-----	-----
MW-20 (MID)	05/19/00	Secor	<300	-----	<0.50	<0.50	<0.50	<0.50	**22**	**11**	-----	-----	-----	-----
MW-20 (MID)	11/28/00	Secor	<300	-----	<0.50	<0.50	<0.50	<0.50	**17**	**8.1**	-----	-----	-----	-----
MW-20 (MID)	05/09/01	Secor	<300	-----	<50	<50	<50	<50	**2,200**	**1,300**	-----	-----	-----	-----
MW-20 (MID)	09/19/01	Secor	<300	-----	<0.50	<0.50	<0.50	<0.50	**23**	**11**	-----	-----	-----	-----
MW-20 (MID)	11/07/01	IT Corporation	<300	-----	<0.50	<0.50	<0.50	<0.50	**23**	**14**	-----	-----	-----	-----
MW-20 (MID)	04/11/02	Secor	<300	-----	<0.50	<0.50	<0.50	<0.50	**17**	**12**	-----	-----	-----	-----
MW-20 (MID)	10/24/02	Secor	<300	-----	<0.50	<0.50	<0.50	<0.50	**20**	**20**	-----	-----	-----	-----
MW-20 (MID)	04/10/03	Secor	<50	-----	<0.50	<0.50	<0.50	<0.50	**17**	**11**	-----	-----	-----	-----
MW-20 (MID)	10/08/03	Secor	<100	-----	<0.50	<0.50	<0.50	<0.50	**29**	**19**	-----	-----	-----	-----
MW-20 (MID)	04/21/04	Secor	**56**	-----	<0.50	<0.50	<0.50	<0.50	**27**	**18**	-----	-----	-----	-----
MW-20 (MID)	11/05/04	Secor	<50	-----	<0.50	<0.50	<0.50	<0.50	**23**	**15**	-----	-----	-----	-----
MW-20 (MID)	05/05/05	Secor	**97**	-----	<0.50	<0.50	<0.50	<0.50	**33**	**57**	-----	-----	-----	-----
MW-20 (MID)	11/03/05	Secor	**58**	-----	<0.50	<0.50	<0.50	<0.50	**25**	**46**	-----	-----	-----	-----
MW-20 (MID)	05/03/06	Secor	<50	-----	<0.50	<0.50	<0.50	<0.50	**21**	**32**	-----	-----	-----	-----
MW-20 (MID)	12/07/06	Secor	<50	-----	<0.50	<0.50	<0.50	<0.50	**21**	**25**	-----	-----	-----	-----
MW-20 (MID)	05/05/07	Secor	**59**	-----	<0.50	<0.50	<0.50	<0.50	**20**	**25**	-----	-----	-----	-----
MW-20 (MID)	11/14/07	Secor	<50	-----	<0.50	<0.50	<0.50	<0.50	**20**	**23**	-----	-----	-----	-----
MW-20 (MID)	04/17/08	Secor	<50	-----	<0.50	<0.50	<0.50	<0.50	**15**	**21**	-----	-----	-----	-----
MW-20 (MID)	10/17/08	Stantec	<50	-----	<0.50	<0.50	<0.50	<0.50	**17**	**18**	-----	-----	-----	-----
MW-20 (MID)	04/22/09	Blaine Tech for AMEC	<50	-----	<0.50	<0.50	<0.50	<0.50	**17**	**16**	**28**	**11**	<1	<1
MW-20 (MID)	10/21/09	Blaine Tech	<50	-----	<0.50	<0.50	<0.50	<0.50	**16**	**18**	**32**	**14**	<1	<1
MW-20 (MID)	05/27/10	Blaine Tech	<50	-----	<0.50	<0.50	<0.50	<0.50	**18**	**16**	<10	**12**	<1	<1
MW-20 (MID)	10/06/10	Blaine Tech	**51**	-----	<0.50	<0.50	<0.50	<0.50	**15**	**19**	**40**	**13**	<1	<1

APPENDIX D

HISTORICAL ANALYTICAL RESULTS FOR TPH, BTEX COMPOUNDS, 1,2-DCA, AND FUEL OXYGENATES IN GROUNDWATER, NOVEMBER 1996 THROUGH NOVEMBER 2022

Defense Fuel Support Point Norwalk

15306 Norwalk Boulevard, Norwalk, California 90650

Well	Date	Sampled By	TPH-g (µg/L)	TPH-d (µg/L)	Benzene (µg/L)	Toluene (µg/L)	Ethyl-benzene (µg/L)	Xylenes (µg/L)	1,2-DCA (µg/L)	MTBE (µg/L)	TBA (µg/L)	DIPE (µg/L)	ETBE (µg/L)	TAME (µg/L)
MW-20 (MID)	04/12/11	Blaine Tech	**51**	-----	<0.50	<0.50	<0.50	<0.50	**17**	**18**	<10	**17**	<1	<1
MW-20 (MID)	10/11/11	CH2M Hill	<50	-----	<0.50	<0.50	<0.50	<0.50	**13**	**17**	**38**	**11**	<1	<1
MW-20 (MID)	04/19/12	CH2M Hill	<50	<50	<0.50	<0.50	<0.50	<0.50	**15**	**12**	**26**	**9.9**	<1	<1
MW-20 (MID)	10/17/12	CHHL	<50	<50	<0.50	<0.50	<0.50	<0.50	**6.8**	**7.6**	**12**	**6.8**	<1	<1
MW-20 (MID)	04/10/13	CHHL	<50	<50	<0.50	<0.50	<0.50	<0.50	**14**	**9.8**	<10	**6.7**	<1	<1
MW-20 (MID)	10/10/13	CHHL	<50	<50	<0.50	<0.50	<0.50	<0.50	**16**	**14**	**29**	**11**	<1	<1
MW-20 (MID)	04/16/14	CHHL	**55**	<50	<0.50	<0.50	<0.50	<0.50	**13**	**9.6**	**22**	**7.4**	<1	<1
MW-20 (MID)	10/30/14	BT for CH2MHill	<50	<50	<0.50	<0.50	<0.50	<0.50	**10**	**8.7**	**18**	**6.6**	<1.0	<1.0
MW-20 (MID)	04/22/15	BT for CH2MHill	<50	<50	<0.50	<0.50	<0.50	<0.50	**6.2**	**11**	**19**	**8.2**	<1.0	<1.0
MW-20 (MID)	10/23/15	BT for CH2MHill	**91 HD**	<50	<0.50	**0.50**	<0.50	**0.70**	**0.65**	**4.7**	<10	**3.2**	<1.0	<1.0
MW 20 (MID)	04/13/16	BT for CH2MHill	<50	<50	<0.50	<0.50	<0.50	<0.50	**10**	**8.9**	**25**	**6.3**	<1.0	<1.0
MW-20 (MID)	10/05/16	BT for CH2MHill	<50	<50	<0.50	<0.50	<0.50	<0.50	**13**	**7.1**	**22**	**7.2**	<1.0	<1.0
MW-20 (MID)	04/19/17	BT for CH2MHill	<50	<50	<0.50	<0.50	<0.50	<0.50	**9.0**	**8.1**	**21**	**6.0**	<1.0	<1.0
MW-20 (MID)	10/03/17	BT for CH2MHill	<50	<100	<0.50	<0.50	<0.50	<0.50	**8.6**	**6.8**	**16**	**5.1**	<1.0	<1.0
MW-20 (MID)	04/17/18	BT for Jacobs	<50	<50	<0.50	<0.50	<0.50	<0.50	**7.9**	**6.1**	<10	**4.9**	<1	<1
MW-20 (MID)	11/07/18	BT for Jacobs	<50	<100	<0.50	<0.50	<0.50	<0.50	**4.4**	**4.6**	<10	**2.7**	<1.0	<1.0
MW-20 (MID)	04/18/19	BT for Jacobs	<50	<50	<0.50	<0.50	<0.50	<0.50	**12**	**16**	**34**	**8.0**	<1	<1
MW-20 (MID)	10/29/19	BT for Jacobs	<50	**52**	<0.50	<0.50	<0.50	<0.50	**7.6**	**8.9**	**16**	**4.9**	<1.0	<1.0
MW-20 (MID)	05/07/20	BT for Jacobs	<50	<50	<0.50	<0.50	<0.50	<0.50	**12**	**15**	**28**	**8.0**	<1.0	<1.0
MW-20 (MID)	11/05/20	BT for Jacobs	<50	<50	<0.50	<0.50	<0.50	<0.50	**2.5**	**5.5**	<10	**1.8**	<1.0	<1.0
MW-20 (MID)	05/05/21	BT for Jacobs	<50	<50	<0.50	<0.50	<0.50	<0.50	**2.0**	**5.7**	<10	**1.7**	<1.0	<1.0
MW-20 (MID)	11/02/21	BT for Jacobs	<50	<50	<0.50	<0.50	<0.50	<0.50	**8.6**	**9.6**	**21**	**5.7**	<1.0	<1.0
MW-20 (MID)	05/10/22	BT for Jacobs	<50	<50	<0.50	<0.50	<0.50	<0.50	**7.8**	**8.0**	**30**	**5.7**	<1.0	<1.0
MW-20 (MID)	11/01/22	BT for Jacobs	<50	<50	<0.50	<0.50	<0.50	<0.50	**9.7**	**10**	**20**	**5.6**	<1.0	<1.0
MW-21 (MID)	05/07/99	Alton Geoscience	<500	**590**	<1	<1	<1	<1	**75**	**39**	-----	-----	-----	-----
MW-21 (MID)	11/29/00	Secor	<300	-----	**3.6**	<0.50	<0.50	<0.50	**16**	**62**	-----	-----	-----	-----
MW-21 (MID)	05/09/01	Secor	<300	-----	<0.50	<0.50	<0.50	<0.50	**9.8**	**50**	-----	-----	-----	-----
MW-21 (MID)	11/06/01	Secor	<300	-----	**0.50**	<0.50	<0.50	<0.50	**12**	**69**	-----	-----	-----	-----
MW-21 (MID)	04/10/02	Secor	<300	-----	<0.50	<0.50	<0.50	<0.50	**8.6**	**71**	-----	-----	-----	-----
MW-21 (MID)	10/23/02	Secor	<300	-----	<0.50	<0.50	<0.50	<0.50	**7.4**	**61**	-----	-----	-----	-----
MW-21 (MID)	10/07/03	Secor	**87**	-----	<0.50	<0.50	<0.50	<0.50	**5.6**	**55**	-----	-----	-----	-----
MW-21 (MID)	05/06/05	Secor	**62**	-----	<0.50	<0.50	<0.50	<0.50	**2.8**	**25**	-----	-----	-----	-----
MW-21 (MID)	05/03/06	Secor	<50	-----	<0.50	<0.50	<0.50	<0.50	**1.5**	**13**	-----	-----	-----	-----
MW-21 (MID)	05/02/07	Secor	<50	-----	<0.50	<0.50	<0.50	<0.50	**0.73**	**3.3**	-----	-----	-----	**-----**
MW-21 (MID)	04/17/08	Secor	<50	-----	<0.50	<0.50	<0.50	<0.50	**0.88**	**6.4**	-----	-----	-----	**-----**
MW-21 (MID)	04/20/09	Blaine Tech for AMEC	<100	-----	<0.50	<0.50	<0.50	<0.50	**2.3**	**1.9**	**25**	**2.3**	<1	<1
MW-21 (MID)	05/26/10	Blaine Tech	<100	-----	<0.50	<0.50	<0.50	<0.50	**2.9**	**1.5**	<10	**3.2**	<1	<1
MW-21 (MID)	04/12/11	Blaine Tech	**72**	-----	<0.50	<0.50	<0.50	<0.50	**3.8**	**2.4**	**32**	**3.0**	<1	<1
MW-21 (MID)	04/18/12	CH2M Hill	<100	**140**	<0.50	<0.50	<0.50	<0.50	**2.2**	<0.50	**17**	<1	<1	<1
MW-21 (MID)	04/10/13	CHHL	<200	**61**	<1	<1	<1	<1	**2.4**	<1	**22**	**3.3**	<2	<2
MW-21 (MID)	10/10/13	CHHL	<50	<50	<0.50	<0.50	<0.50	<0.50	**2.8**	**0.81**	**35**	**3.0**	<1	<1
MW-21 (MID)	04/16/14	CHHL	<50	<50	<0.50	<0.50	<0.50	<0.50	**4.2**	**0.51**	<10	<1	<1	<1
MW-21 (MID)	10/30/14	BT for CH2MHill	<50	<50	<0.50	<0.50	<0.50	<0.50	**3.6**	**0.69**	<10	<1.0	<1.0	<1.0
MW-21 (MID)	04/22/15	BT for CH2MHill	<50	**56**	<0.50	<0.50	<0.50	<0.50	**3.4**	**0.68**	<10	<1.0	<1.0	<1.0
MW-21 (MID)	10/23/15	BT for CH2MHill	**120 HD**	**57**	<0.50	<0.50	<0.50	<0.50	**3.4**	**1.1**	<10	<1.0	<1.0	<1.0
MW 21 (MID)	04/13/16	BT for CH2MHill	<50	**87**	<0.50	<0.50	<0.50	<0.50	**3.5**	**0.79**	<10	<1.0	<1.0	<1.0
MW-21 (MID)	10/05/16	BT for CH2MHill	**57**	**82**	<0.50	<0.50	<0.50	<0.50	**3.2**	**1.2**	<10	<1.0	<1.0	<1.0
MW-21 (MID)	04/19/17	BT for CH2MHill	<100	**120**	<0.50	<0.50	<0.50	<0.50	**2.2**	**1.0**	**12**	<1.0	<1.0	<1.0
DUP-2 [MW-21 (MID)]	04/19/17	BT for CH2MHill	<100	**140**	<0.50	<0.50	<0.50	<0.50	**2.2**	**0.99**	**11**	<1.0	<1.0	<1.0
MW-21 (MID)	10/03/17	BT for CH2MHill	<50	**67**	<0.50	<0.50	<0.50	<0.50	**3.1**	**1.4**	**10**	<1.0	<1.0	<1.0
DUP-1 [MW-21 (MID)]	10/03/17	BT for CH2MHill	<50	**71**	<0.50	<0.50	<0.50	<0.50	**3.0**	**1.2**	<10	<1.0	<1.0	<1.0

APPENDIX D

HISTORICAL ANALYTICAL RESULTS FOR TPH, BTEX COMPOUNDS, 1,2-DCA, AND FUEL OXYGENATES IN GROUNDWATER, NOVEMBER 1996 THROUGH NOVEMBER 2022

Defense Fuel Support Point Norwalk

15306 Norwalk Boulevard, Norwalk, California 90650

Well	Date	Sampled By	TPH-g (µg/L)	TPH-d (µg/L)	Benzene (µg/L)	Toluene (µg/L)	Ethyl-benzene (µg/L)	Xylenes (µg/L)	1,2-DCA (µg/L)	MTBE (µg/L)	TBA (µg/L)	DIPE (µg/L)	ETBE (µg/L)	TAME (µg/L)
MW-21 (MID)	04/18/18	BT for Jacobs	**68**	**110**	<0.50	<0.50	<0.50	<0.50	**2.4**	**1.3**	<10	<1	<1	<1
DUP [MW-21 (MID)]	04/18/18	BT for Jacobs	<50	**100**	<0.50	<0.50	<0.50	<0.50	**2.0**	**1.0**	<10	<1	<1	<1
MW-21 (MID)	11/07/18	BT for Jacobs	<50	**90**	<0.50	<0.50	<0.50	<0.50	**1.4**	**0.60**	<10	<1.0	<1.0	<1.0
DUP-1 [MW-21 (MID)]	11/07/18	BT for Jacobs	<50	**83**	<0.50	<0.50	<0.50	<0.50	<0.50	<0.50	<10	<1.0	<1.0	<1.0
MW-21 (MID)	04/18/19	BT for Jacobs	<50	**56**	<0.50	<0.50	<0.50	<0.50	**3.0**	**1.5**	<10	<1	<1	<1
DUPE [MW-21 (MID)]	04/18/19	BT for Jacobs	<50	**59**	<0.50	<0.50	<0.50	<0.50	**2.9**	**1.4**	<10	<1	<1	<1
MW-21 (MID)	10/30/19	BT for Jacobs	<50	**99**	<0.50	<0.50	<0.50	<0.50	**1.2**	**0.58**	<10	<1.0	<1.0	<1.0
DUP-1 [MW-21 (MID)]	10/30/19	BT for Jacobs	<50	**71**	<0.50	<0.50	<0.50	<0.50	**1.3**	**0.62**	<10	<1.0	<1.0	<1.0
MW-21 (MID)	05/07/20	BT for Jacobs	<50	**59**	<0.50	<0.50	<0.50	<0.50	**0.93**	**0.80**	<10	<1.0	<1.0	<1.0
DUP-1 [MW-21 (MID)]	05/07/20	BT for Jacobs	<50	**63**	<0.50	<0.50	<0.50	<0.50	**0.91**	**0.78**	<10	<1.0	<1.0	<1.0
MW-21 (MID)	11/03/20	BT for Jacobs	<50	**90**	<0.50	<0.50	<0.50	<0.50	**0.54**	**0.68**	<10	<1.0	<1.0	<1.0
DUP-1 (MW-21 (MID))	11/03/20	BT for Jacobs	<50	**86**	<0.50	<0.50	<0.50	<0.50	**0.58**	**0.60**	<10	<1.0	<1.0	<1.0
MW-21 (MID)	05/05/21	BT for Jacobs	<50	**99**	<0.50	<0.50	<0.50	<0.50	**1.6**	**0.97**	<10	<1.0	<1.0	<1.0
DUP-3 (MW-21 (MID))	05/05/21	BT for Jacobs	<50	**100**	<0.50	<0.50	<0.50	<0.50	**1.9**	**1.0**	<10	<1.0	<1.0	<1.0
MW-21 (MID)	11/02/21	BT for Jacobs	<50	**80**	<0.50	<0.50	<0.50	<0.50	**1.5**	**1.2**	<10	<1.0	<1.0	<1.0
DUP-2 (MW-21 (MID))	11/02/21	BT for Jacobs	<50	**75**	<0.50	<0.50	<0.50	<0.50	**1.6**	**1.2**	<10	<1.0	<1.0	<1.0
MW-21 (MID)	05/10/22	BT for Jacobs	<50	**78 J**	<0.50	<0.50	<0.50	<0.50	**0.68**	**0.81**	<10	<1.0	<1.0	<1.0
DUP-1 [MW-21 (MID)]	05/10/22	BT for Jacobs	<50	**160 J**	<0.50	<0.50	<0.50	<0.50	**0.70**	**0.72**	<10	<1.0	<1.0	<1.0
MW-21 (MID)	11/01/22	BT for Jacobs	<50	**100**	<0.50	<0.50	<0.50	<0.50	**0.64**	**0.66**	<10	<1.0	<1.0	<1.0
DUP-1 [MW-21 (MID)]	11/01/22	BT for Jacobs	<50	**92**	<0.50	<0.50	<0.50	<0.50	**0.63**	**0.72**	<10	<1.0	<1.0	<1.0
MW-22 (MID)	11/21/96	GSI	**46**	<500	<0.50	<0.50	<0.50	<1.5	**4.7**	<5	-----	-----	-----	-----
MW-22 (MID)	07/10/97	GTI	<50	**650**	<5	<5	<5	<5	**15**	<5	-----	-----	-----	-----
MW-22 (MID)	01/06/98	GTI	-----	**400**	<5	<5	<5	<1	<5	<5	-----	-----	-----	-----
MW-22 (MID)	05/21/98	BBC	<300	-----	<0.50	<0.50	<0.50	<1	**0.90**	<0.50	-----	-----	-----	-----
MW-22 (MID)	08/26/98	Geomatrix	<300	-----	<0.50	<0.50	<0.50	<0.50	**2.1**	<0.50	-----	-----	-----	-----
MW-22 (MID)	11/04/98	GTI	<300	-----	<0.50	<0.50	<0.50	<0.50	**1.6**	<0.50	-----	-----	-----	-----
MW-22 (MID)	02/02/99	Alton Geoscience	<500	<500	**1.1**	**2.1**	**0.56**	**2.1**	**3.2**	**0.69**	-----	-----	-----	-----
MW-22 (MID)	05/07/99	Alton Geoscience	-----	<500	**8.0**	**3.4**	**1.7**	**7.5**	<1	**6.9**	-----	-----	-----	-----
MW-22 (MID)	05/26/99	GTI	<300	-----	<0.50	<0.50	<0.50	<0.50	**3.7**	**4.7**	-----	-----	-----	-----
MW-22 (MID)	08/10/99	Alton Geoscience	<500	<1,000	**3.1**	**6.2**	<1	**4.9**	**8.9**	<1	-----	-----	-----	-----
MW-22 (MID)	11/18/99	IT Corporation	<300	-----	<0.50	<1	<0.50	<0.50	**19**	**0.80**	-----	-----	-----	-----
MW-22 (MID)	02/29/00	Secor	<300	-----	<0.50	<0.50	<0.50	<0.50	**29**	**3.3**	-----	-----	-----	-----
MW-22 (MID)	05/16/00	IT Corporation	<300	-----	<0.50	<0.50	<0.50	<0.50	**16**	**2.4**	-----	-----	-----	-----
MW-22 (MID)	08/29/00	Secor	<300	-----	<0.50	<0.50	<0.50	<0.50	**45**	**14**	-----	-----	-----	-----
MW-22 (MID)	11/28/00	Secor	<300	-----	<0.50	<0.50	<0.50	<0.50	**88**	**13**	-----	-----	-----	-----
MW-22 (MID)	11/29/00	IT Corporation	<300	-----	<0.50	<0.50	<0.50	<0.50	**88**	**13**	-----	-----	-----	-----
MW-22 (MID)	02/06/01	Secor	<300	-----	<1	<1	<1	<1	**120**	**14**	-----	-----	-----	-----
MW-22 (MID)	05/09/01	IT Corporation	<300	-----	<0.50	<0.50	<0.50	<0.50	**110**	**12**	-----	-----	-----	-----
MW-22 (MID)	05/09/01	Secor	<300	-----	<0.50	<0.50	<0.50	<0.50	**83**	**11**	-----	-----	-----	-----
MW-22 (MID)	09/19/01	Secor	<300	-----	<0.50	<0.50	<0.50	<0.50	**30**	**4.5**	-----	-----	-----	-----
MW-22 (MID)	11/07/01	IT Corporation	<300	-----	<0.50	<0.50	<0.50	<0.50	**36**	**6.5**	-----	-----	-----	-----
MW-22 (MID)	01/30/02	Secor	<300	-----	<0.50	<0.50	<0.50	<0.50	**30**	**19**	-----	-----	-----	-----
MW-22 (MID)	04/12/02	IT Corporation	<300	-----	<0.50	<0.50	<0.50	<0.50	**22**	**11**	-----	-----	-----	-----
MW-22 (MID)	07/30/02	IT Corporation	<300	-----	<0.50	<0.50	<0.50	<0.50	**24**	**8.7**	-----	-----	-----	-----
MW-22 (MID)	10/24/02	GTI	<300	-----	<0.50	<1	<1	<1	**18**	**5.4**	-----	-----	-----	-----
MW-22 (MID)	01/28/03	Secor	<300	-----	<0.50	<0.50	<0.50	<0.50	**18**	**4.8**	-----	-----	-----	-----
MW-22 (MID)	04/11/03	GTI	-----	-----	<0.50	<0.50	<0.50	<0.50	**9.1**	**2.4**	-----	-----	-----	-----
MW-22 (MID)	10/11/03	BT for Parsons	-----	-----	<0.50	<0.50	<0.50	<0.50	**12**	**2.8**	-----	-----	-----	-----
MW-22 (MID)	04/22/04	BT for Parsons	-----	-----	<0.50	<0.50	<0.50	<0.50	**19**	**4.8**	**21**	**3.2**	<2	<2
MW-22 (MID)	07/21/04	BT for Parsons	**180**	-----	<0.50	<0.50	<0.50	<0.50	-----	**11**	-----	-----	-----	-----
MW-22 (MID)	11/04/04	BT for Parsons	-----	-----	<0.50	<0.50	<0.50	<0.50	**31**	**11**	**17**	**2.8**	<2	<2

APPENDIX D

HISTORICAL ANALYTICAL RESULTS FOR TPH, BTEX COMPOUNDS, 1,2-DCA, AND FUEL OXYGENATES IN GROUNDWATER, NOVEMBER 1996 THROUGH NOVEMBER 2022

Defense Fuel Support Point Norwalk

15306 Norwalk Boulevard, Norwalk, California 90650

Well	Date	Sampled By	TPH-g (µg/L)	TPH-d (µg/L)	Benzene (µg/L)	Toluene (µg/L)	Ethyl-benzene (µg/L)	Xylenes (µg/L)	1,2-DCA (µg/L)	MTBE (µg/L)	TBA (µg/L)	DIPE (µg/L)	ETBE (µg/L)	TAME (µg/L)
MW-22 (MID)	03/02/05	BT for Parsons	-----	-----	<0.50	<1	<1	<1	-----	**15**	-----	-----	-----	**-----**
MW-22 (MID)	05/07/05	BT for Parsons	-----	-----	<0.50	<0.50	<0.50	<0.50	**1.8**	**30**	<10	<2	<2	<2
MW-22 (MID)	11/08/05	BT for Parsons	-----	-----	<0.50	<0.50	<0.50	<0.50	**2.1**	**30**	**13**	<2	<2	<2
MW-22 (MID)	05/05/06	BT for Parsons	-----	-----	<0.50	<0.50	<0.50	<0.50	**6.1**	**14**	<10	<2	<2	<2
MW-22 (MID)	12/05/06	BT for Parsons	-----	-----	<0.50	<0.50	<0.50	<0.50	**5.3**	**16**	**13**	<2	<2	<2
MW-22 (MID)	05/02/07	BT for Parsons	-----	-----	<0.50	<0.50	<0.50	<0.50	**4.4**	**14**	**17**	<2	<2	<2
MW-22 (MID)	11/14/07	BT for Parsons	-----	-----	<0.50	<0.50	<0.50	<0.50	**10**	**15**	**19**	**2.1**	<2	<2
MW-22 (MID)	04/17/08	BT for Parsons	-----	-----	<0.50	<0.50	<0.50	<0.50	**8.3**	**11**	**18**	<2	<2	<2
MW-22 (MID)	10/16/08	BT for Parsons	-----	-----	<0.50	<0.50	<0.50	<0.50	**9.7**	**16**	**16**	**2.1**	<2	<2
MW-22 (MID)	02/12/09	BT for Parsons	<100	-----	<0.50	<0.50	<0.50	<0.50	**15**	**18**	**22**	**3.1**	<2	<2
MW-22 (MID)	04/22/09	BT for Parsons	-----	-----	<0.50	<0.50	<0.50	<0.50	**11**	**23**	**22**	<2	<2	<2
MW-22 (MID)	07/20/09	Blaine Tech for AMEC	-----	-----	<0.50	<0.50	<0.50	<0.50	**11**	**19**	**34**	**2.9**	<2	<2
MW-22 (MID)	10/23/09	BT for Parsons	-----	-----	<0.50	<0.50	<0.50	<0.50	**13**	**16**	**27**	<2	<2	<2
MW-22 (MID)	01/13/10	BT for Parsons	<100	-----	<0.50	<0.50	<0.50	<0.50	**9.7**	**13**	**24**	**2.1**	<2	<2
MW-22 (MID)	04/13/10	BT for Parsons	-----	-----	<0.50	<0.50	<0.50	<0.50	**11**	**8.7**	**23**	**1.8 J**	<2	<2
MW-22 (MID)	10/04/10	BT for Parsons	-----	-----	<0.50	-----	-----	-----	**10**	**13**	<10	-----	-----	**-----**
MW-22 (MID)	01/10/11	BT for Parsons	-----	-----	<0.50	<0.50	<0.50	<0.50	**4.8**	**6.2**	**10**	**0.82 J**	<2	<2
MW-22 (MID)	04/14/11	BT for Parsons	-----	-----	<0.50	<0.50	<0.50	<0.50	**6.5**	**10**	<10	**0.76 J**	<2	<2
MW-22 (MID)	07/11/11	Parsons	-----	-----	<0.50	<0.50	<0.50	<0.50	**5.5**	**7.8**	**13**	**0.48 J**	<2	<2
MW-22 (MID)	10/13/11	Parsons	-----	-----	**0.39 J**	**0.38 J**	<0.50	<0.50	**4.6**	**6.3**	**7.2 J**	**0.37 J**	<2	<2
MW-22 (MID)	01/09/12	Parsons	-----	-----	<0.50	<0.50	<0.50	<0.50	**4.4**	**6.6**	**12**	**0.45 J**	<2	<2
MW-22 (MID)	04/18/12	Parsons	-----	-----	<0.50	<0.50	<0.50	<0.50	**7.1**	**10**	**21**	**0.69 J**	<2	<2
MW-22 (MID)	07/09/12	Parsons	-----	-----	<0.50	<0.50	<0.50	<0.50	**4.4**	**5.8**	<10	**0.43 J**	<2	<2
MW-22 (MID)	10/18/12	Parsons	-----	-----	<0.50	<0.50	<0.50	<0.50	**6.4**	**12**	<10	**0.85 J**	<2	<2
MW-22 (MID)	01/14/13	Parsons	-----	<100	<0.50	<0.50	<0.50	<0.50	**4.4**	**5.3**	<10	**0.42 J**	<2	<2
MW-22 (MID)	04/10/13	Parsons	-----	**250 b**	<0.50	<0.50	<0.50	<0.50	**7.0**	**11**	**14**	**1.1 J**	<2	<2
MW-22 (MID)	10/07/13	Parsons	<100	**240 HD**	<0.50	<0.50	<0.50	<0.50	**3.7**	**4.6**	<10	<2	<2	<2
MW-22 (MID)	04/16/14	Parsons	<100	**100 HD**	<0.50	<0.50	<0.50	<0.50	**5.0**	**6.8**	<10	**0.64 J**	<2	<2
MW-22 (MID)	10/28/14	SGI	<100	**210**	<0.50	<0.50	<0.50	<1.5	**8.8**	**9.1**	<10	<2.0	<2.0	<2.0
MW-22 (MID)	04/24/15	SGI	<100	**240**	<0.50	<0.50	<0.50	<1.5	**10**	**8.9**	**19**	**2.6**	<2.0	<2.0
MW-22 (MID)	10/23/15	SGI	<100	**160**	<0.50	<0.50	<0.50	<1.5	**8.7**	**6.5**	**18**	**2.7**	<2.0	<2.0
MW-22 (MID)	10/23/15	SGI	<100	**140**	<0.50	<0.50	<0.50	<1.5	**6.4**	**5.2**	**12**	**2.4**	<2.0	<2.0
MW 22 (MID)	04/13/16	SGI	<100	**170**	<0.50	<0.50	**0.87**	**2.7**	**6.8**	**5.0**	<10	<2.0	<2.0	<2.0
MW-22 (MID)	10/05/16	SGI	<100	**170**	**1.5**	<0.50	<0.50	<1.5	**7.1**	**4.4**	<10	<2.0	<2.0	<2.0
MW-22 (MID)	04/19/17	SGI	<100	**110**	<0.50	<0.50	<0.50	<1.5	**2.9**	**2.1**	<10	<2.0	<2.0	<2.0
MW-22 (MID)	10/05/17	SGI	<100	**100**	<0.50	<0.50	<0.50	<1.5	<0.50	<1.0	<10	<2.0	<2.0	<2.0
MW-22 (MID)	04/19/18	SGI	<100	**340**	<0.50	<0.50	<0.50	<1.5	**4.9**	**4.8 J**	**20 J**	<2.0	<2.0	<2.0
DUP-4 [MW-22 (MID)]	04/19/18	SGI	<100	**300**	<0.50	<0.50	<0.50	<1.5	**4.2**	**3.5 J**	<10	<2.0	<2.0	<2.0
MW-22 (MID)	11/08/18	SGI	<100	**110**	<0.50	<0.50	<0.50	<1.5	**1.6**	**2.0**	<10	<2.0	<2.0	<2.0
MW-22 (MID)	04/17/19	SGI	<100	<100	<0.50	<0.50	<0.50	<1.5	<0.50	**1.8**	<10	<2.0	<2.0	<2.0
MW-22 (MID)	11/05/19	SGI	<100	<100	<0.50	<0.50	<0.50	<1.5	**2.3**	**6.0**	**11**	<2.0	<2.0	<2.0
DUP-5 [MW-22 (MID)]	11/05/19	SGI	<100	<100	<0.50	<0.50	<0.50	<1.5	**2.7**	**6.3**	**11**	**2.0**	<2.0	<2.0
MW-22 (MID)	05/07/20	SGI	<100	<100	<0.50	<0.50	<0.50	<1.5	**1.7**	<1.2	<10	<2.0	<2.0	<2.0
MW-22 (MID)	10/22/20	SGI	<100	**140**	<0.50	<0.50	<0.50	<1.5	<0.50	**2.4**	<10	<2.0	<2.0	<2.0
MW-22 (MID)	05/06/21	SGI/Apex	<100	<100	<0.50	<0.50	<0.50	<1.5	**1.7**	**1.6**	<10	<2.0	<2.0	<2.0
MW-22 (MID)	11/03/21	SGI/Apex	<100	**140**	<0.50	<0.50	<0.50	<1.5	**1.3**	<1.2	<10	<2.0	<2.0	<2.0
MW-22 (MID)	05/12/22	SGI/Apex	<100	<100	<0.50	<0.50	<0.50	<1.0	<0.50	<1.2	<10	<2.0	<2.0	<2.0
MW-22 (MID)	11/02/22	SGI/Apex	<100	<100	<0.50	<0.50	<0.50	<1.5	<0.50	**1.8**	**20**	<2.0	<2.0	<2.0
MW-23 (MID)	11/21/96	GSI	**1,400**	<500	**62**	<0.50	**18**	**3.5**	**0.60**	-----	-----	-----	-----	-----
MW-23 (MID)	07/09/97	GTI	-----	-----	**160**	<1	**21**	**26**	-----	-----	-----	-----	-----	-----
MW-23 (MID)	07/09/97	GTI	**140**	**970**	-----	-----	-----	-----	-----	-----	-----	-----	-----	-----

APPENDIX D

HISTORICAL ANALYTICAL RESULTS FOR TPH, BTEX COMPOUNDS, 1,2-DCA, AND FUEL OXYGENATES IN GROUNDWATER, NOVEMBER 1996 THROUGH NOVEMBER 2022

Defense Fuel Support Point Norwalk

15306 Norwalk Boulevard, Norwalk, California 90650

Well	Date	Sampled By	TPH-g (µg/L)	TPH-d (µg/L)	Benzene (µg/L)	Toluene (µg/L)	Ethyl-benzene (µg/L)	Xylenes (µg/L)	1,2-DCA (µg/L)	MTBE (µg/L)	TBA (µg/L)	DIPE (µg/L)	ETBE (µg/L)	TAME (µg/L)
MW-23 (MID)	01/06/98	GTI	-----	<100	<0.30	-----	<0.30	-----	-----	-----	-----	-----	-----	-----
MW-23 (MID)	05/20/98	BBC	<300	-----	-----	-----	-----	-----	-----	-----	-----	-----	-----	-----
MW-23 (MID)	11/04/98	GTI	<300	-----	<0.30	<0.30	<0.30	<0.60	-----	-----	-----	-----	-----	-----
MW-23 (MID)	05/27/99	GTI	<300	-----	<0.30	<0.30	<0.30	<0.60	-----	-----	-----	-----	-----	-----
MW-23 (MID)	11/18/99	IT Corporation	<300	-----	<0.30	<0.30	<0.30	<0.60	-----	-----	-----	-----	-----	-----
MW-23 (MID)	05/16/00	IT Corporation	<300	-----	<0.30	<0.30	<0.30	<0.60	-----	-----	-----	-----	-----	-----
MW-23 (MID)	11/29/00	IT Corporation	<300	-----	<0.30	<0.30	<0.30	<0.60	-----	<5	-----	-----	-----	-----
MW-23 (MID)	05/10/01	IT Corporation	<300	-----	<0.30	<0.30	<0.30	<0.60	-----	<5	-----	-----	-----	-----
MW-23 (MID)	11/07/01	IT Corporation	<300	-----	<0.30	<0.30	<0.30	<0.60	-----	<5	-----	-----	-----	-----
MW-23 (MID)	04/10/02	IT Corporation	<300	-----	<0.30	<0.30	<0.30	<0.60	-----	<5	-----	-----	-----	-----
MW-23 (MID)	10/23/02	GTI	<300	-----	<0.30	<0.30	<0.30	<0.30	-----	<5	-----	-----	-----	-----
MW-23 (MID)	04/10/03	GTI	-----	-----	<1	<1	<1	<2	<3	<3	-----	-----	-----	-----
MW-23 (MID)	10/08/03	BT for Parsons	-----	-----	<0.30	<0.30	<0.30	<0.30	-----	<5	-----	-----	-----	-----
MW-23 (MID)	04/22/04	BT for Parsons	-----	-----	<0.30	<0.30	<0.30	<0.30	-----	<5	-----	-----	-----	-----
MW-23 (MID)	11/04/04	BT for Parsons	-----	-----	<0.30	<0.30	<0.30	<0.30	-----	<5	-----	-----	-----	-----
MW-23 (MID)	05/10/05	BT for Parsons	-----	-----	**0.40**	**0.79**	**0.41**	<0.30	-----	<5	-----	-----	-----	-----
MW-23 (MID)	05/03/06	BT for Parsons	-----	-----	<0.30	<0.30	<0.30	**0.32**	-----	<5	-----	-----	-----	-----
MW-23 (MID)	12/06/06	BT for Parsons	-----	-----	<0.50	<0.50	<0.50	<1	-----	<5	-----	-----	-----	-----
MW-23 (MID)	05/02/07	BT for Parsons	-----	-----	<0.50	<0.50	<0.50	<1	-----	<5	-----	-----	-----	-----
MW-23 (MID)	11/14/07	BT for Parsons	-----	-----	<0.50	<0.50	<0.50	<1	-----	<5	-----	-----	-----	**-----**
MW-23 (MID)	04/16/08	BT for Parsons	-----	-----	<0.50	<0.50	<0.50	<1	-----	<5	-----	-----	-----	-----
MW-23 (MID)	10/15/08	BT for Parsons	-----	-----	<0.50	<0.50	<0.50	<0.50	<0.50	<0.50	<10	<2	<2	<2
MW-23 (MID)	04/21/09	BT for Parsons	-----	-----	<0.50	<0.50	<0.50	<0.50	-----	<0.50	-----	-----	-----	**-----**
MW-23 (MID)	10/23/09	BT for Parsons	-----	-----	<0.50	<0.50	<0.50	<0.50	<0.50	<0.50	<10	<2	<2	<2
MW-23 (MID)	04/13/10	BT for Parsons	-----	-----	<0.50	<0.50	<0.50	<0.50	-----	<0.50	**4.8 J**	<2	<2	<2
MW-23 (MID)	10/04/10	BT for Parsons	-----	-----	<0.50	-----	-----	-----	<0.50	**0.73**	<10	-----	-----	**-----**
MW-23 (MID)	04/14/11	BT for Parsons	-----	-----	<0.50	<0.50	<0.50	<0.50	<0.50	**2.9**	<10	<2	<2	<2
MW-23 (MID)	10/13/11	Parsons	-----	-----	<0.50	<0.50	<0.50	<0.50	<0.50	**10**	**14**	<2	<2	<2
MW-23 (MID)	04/19/12	Parsons	-----	-----	<0.50	<0.50	<0.50	**0.32 J**	<0.50	**9.9**	**19**	<2	<2	<2
MW-23 (MID)	10/19/12	Parsons	-----	-----	<0.50	<0.50	**0.25 J**	**0.43**	<0.50	**4.3**	<10	<2	<2	<2
MW-23 (MID)	04/11/13	Parsons	-----	**4,800**	<0.50	<0.50	<0.50	**0.85 J**	<0.50	**2.9**	**13**	<2	<2	<2
MW-24	11/21/96	GSI	**92**	<500	<0.50	<0.50	<0.50	<1.5	<0.50	-----	-----	-----	-----	-----
MW-24	07/09/97	GTI	**100**	**1,400**	**11**	<5	<5	<5	<5	<5	-----	-----	-----	-----
MW-24	01/06/98	GTI	**700**	<100	**93**	<0.50	**4.0**	<1	<0.50	<0.50	-----	-----	-----	-----
MW-24	05/20/98	BBC	<300	-----	<0.30	<0.50	<0.50	<1	<0.50	<0.50	-----	-----	-----	-----
MW-24	11/04/98	GTI	<300	-----	**11**	**2.7**	**2.1**	**18**	<0.50	<0.50	-----	-----	-----	-----
MW-24	05/26/99	GTI	<300	-----	<0.50	<0.50	<0.50	<0.50	<0.50	<0.50	-----	-----	-----	-----
MW-24	11/18/99	IT Corporation	<300	-----	<0.50	<1	<0.50	<0.50	<0.50	<0.50	-----	-----	-----	-----
MW-24	05/16/00	IT Corporation	<300	-----	<0.50	<0.50	<0.50	<0.50	<0.50	<0.50	-----	-----	-----	-----
MW-24	11/29/00	IT Corporation	<300	-----	<0.50	<0.50	<0.50	<0.50	<0.50	<0.50	-----	-----	-----	-----
MW-24	05/09/01	IT Corporation	<300	-----	<0.50	<0.50	<0.50	<0.50	<0.50	<0.50	-----	-----	-----	-----
MW-24	11/07/01	IT Corporation	<300	-----	<0.50	<0.50	<0.50	<0.50	<0.50	<0.50	-----	-----	-----	-----
MW-24	04/10/02	IT Corporation	<300	-----	<0.50	<0.50	<0.50	<0.50	<0.50	<0.50	-----	-----	-----	-----
MW-24	10/23/02	GTI	<300	-----	<0.50	<1	<1	<1	<0.50	<1	-----	-----	-----	-----
MW-24	04/11/03	GTI	-----	-----	<0.50	<0.50	<0.50	<0.50	<0.50	<0.50	-----	-----	-----	**-----**
MW-24	10/08/03	BT for Parsons	-----	-----	<0.50	<0.50	<0.50	<0.50	<0.50	<0.50	-----	-----	-----	**-----**
MW-24	04/22/04	BT for Parsons	-----	-----	<0.50	<0.50	<0.50	<0.50	<0.50	<0.50	<10	<2	<2	<2
MW-24	11/04/04	BT for Parsons	-----	-----	<0.50	<0.50	<0.50	<0.50	<0.50	<0.50	<10	<2	<2	<2
MW-24	05/07/05	BT for Parsons	-----	-----	<0.50	<0.50	<0.50	<0.50	<0.50	<0.50	<10	<2	<2	<2
MW-24	11/08/05	BT for Parsons	-----	-----	<0.50	<0.50	<0.50	<0.50	<0.50	<0.50	<10	<2	<2	<2
MW-24	05/03/06	BT for Parsons	-----	-----	<0.50	<0.50	<0.50	<0.50	<0.50	<0.50	<10	<2	<2	<2

APPENDIX D

HISTORICAL ANALYTICAL RESULTS FOR TPH, BTEX COMPOUNDS, 1,2-DCA, AND FUEL OXYGENATES IN GROUNDWATER, NOVEMBER 1996 THROUGH NOVEMBER 2022

Defense Fuel Support Point Norwalk

15306 Norwalk Boulevard, Norwalk, California 90650

Well	Date	Sampled By	TPH-g (µg/L)	TPH-d (µg/L)	Benzene (µg/L)	Toluene (µg/L)	Ethyl-benzene (µg/L)	Xylenes (µg/L)	1,2-DCA (µg/L)	MTBE (µg/L)	TBA (µg/L)	DIPE (µg/L)	ETBE (µg/L)	TAME (µg/L)
MW-24	12/06/06	BT for Parsons	-----	-----	<0.50	<0.50	<0.50	<0.50	<0.50	<0.50	<10	<2	<2	<2
MW-24	05/03/07	BT for Parsons	-----	-----	<0.50	<0.50	<0.50	<0.50	<0.50	<0.50	<10	<2	<2	<2
MW-24	11/14/07	BT for Parsons	-----	-----	<0.50	<0.50	<0.50	<0.50	<0.50	<0.50	<10	<2	<2	<2
MW-24	04/17/08	BT for Parsons	-----	-----	<0.50	<0.50	<0.50	<0.50	<0.50	<0.50	<10	<2	<2	<2
MW-24	10/16/08	BT for Parsons	-----	-----	<0.50	<0.50	<0.50	<0.50	<0.50	<0.50	<10	<2	<2	<2
MW-24	04/21/09	BT for Parsons	-----	-----	<0.50	<0.50	<0.50	<0.50	<0.50	<0.50	<10	<2	<2	<2
MW-24	10/23/09	BT for Parsons	-----	-----	<0.50	<0.50	<0.50	<0.50	<0.50	<0.50	<10	<2	<2	<2
MW-24	04/13/10	BT for Parsons	-----	-----	<0.50	<0.50	<0.50	<0.50	<0.50	<0.50	<10	<2	<2	<2
MW-24	10/04/10	BT for Parsons	-----	-----	<0.50	-----	-----	-----	<0.50	**0.51**	<10	-----	-----	**-----**
MW-24	04/13/11	BT for Parsons	-----	-----	<0.50	<0.50	<0.50	<0.50	<0.50	<0.50	<10	<2	<2	<2
MW-24	10/13/11	Parsons	-----	-----	<0.50	<0.50	<0.50	<0.50	<0.50	<0.50	<10	<2	<2	<2
MW-24	04/18/12	Parsons	-----	-----	<0.50	<0.50	<0.50	<0.50	<0.50	**2.6**	**6.3 J**	<2	<2	<2
MW-24	10/16/12	Parsons	-----	-----	<0.50	<0.50	<0.50	<0.50	<0.50	**1.7**	<10	<2	<2	<2
MW-24	04/09/13	Parsons	-----	**150 b**	<0.50	<0.50	<0.50	<0.50	<0.50	**0.87**	<10	<2	<2	<2
MW-24	10/08/13	Parsons	<100	**230 HD**	<0.50	<0.50	<0.50	<0.50	<0.50	**1.0**	<10	<2	<2	<2
MW-24	04/16/14	Parsons	<100	**110 HD**	<0.50	<0.50	<0.50	<0.50	<0.50	**0.87**	<10	<2	<2	<2
MW-24	10/28/14	SGI	<100	**240**	<0.50	<0.50	<0.50	<1.5	<0.50	<2.0	<10	<2.0	<2.0	<2.0
MW-24	10/28/14	SGI	<100	**240**	<0.50	<0.50	<0.50	<1.5	<0.50	<2.0	<10	<2.0	<2.0	<2.0
MW-24	04/24/15	SGI	<100	**200**	<0.50	<0.50	<0.50	<1.5	<0.50	<2.0	<10	<2.0	<2.0	<2.0
MW-24	10/22/15	SGI	<100	**100**	<0.50	<0.50	<0.50	<1.5	<0.50	<2.0	<10	<2.0	<2.0	<2.0
MW-24	10/22/15	SGI	<100	**100**	<0.50	<0.50	<0.50	<1.5	<0.50	<2.0	<10	<2.0	<2.0	<2.0
MW 24	04/13/16	SGI	<100	<100	<0.50	<0.50	**1.2**	**3.9**	<0.50	<1.0	<10	<2.0	<2.0	<2.0
MW-24	04/18/17	SGI	<100	<100	<0.50	<0.50	<0.50	<1.5	<0.50	<1.0	<10	<2.0	<2.0	<2.0
MW-24	10/02/17	SGI	<100	**210**	**1.0**	<0.50	**4.7**	**1.7**	<0.50	<1.0	<10	<2.0	<2.0	<2.0
MW-24	10/25/17	SGI	-----	**410**	<0.50	<0.50	<0.50	<1.5	<0.50	**1.0**	<10	<2.0	<2.0	<2.0
MW-24	04/19/18	SGI	<100	**150**	<0.50	<0.50	<0.50	<1.5	<0.50	**1.2**	<10	<2.0	<2.0	<2.0
MW-24	11/08/18	SGI	<100	<100	<0.50	<0.50	<0.50	<1.5	<0.50	<1.0	<10	<2.0	<2.0	<2.0
DUPE-4 (MW-24)	11/08/18	SGI	<100	<100	<0.50	<0.50	<0.50	<1.5	<0.50	<1.0	<10	<2.0	<2.0	<2.0
MW-24	04/17/19	SGI	<100	**520**	<0.50	<0.50	<0.50	<1.5	<0.50	**2.0**	<10	<2.0	<2.0	<2.0
MW-24	11/05/19	SGI	<100	**1,300**	<0.50	<0.50	<0.50	<1.5	<0.50	<1.2	<10	<2.0	<2.0	<2.0
MW-24	05/11/20	SGI	<100	<100	<0.50	<0.50	<0.50	<1.5	<0.50	<1.2	<10	<2.0	<2.0	<2.0
MW-24	10/19/20	SGI	<100	<100	<0.50	<0.50	<0.50	<1.5	<0.50	<1.2	<10	<2.0	<2.0	<2.0
MW-24	05/04/21	SGI/Apex	<100	<100	<0.50	<0.50	<0.50	<1.5	<0.50	<1.2	<10	<2.0	<2.0	<2.0
MW-24	11/02/21	SGI/Apex	<100	<100	<0.50	<0.50	<0.50	<1.5	<0.50	<1.2	<10	<2.0	<2.0	<2.0
DUP-1 (MW-24)	11/02/21	SGI/Apex	<100	<100	<0.50	<0.50	<0.50	<1.5	<0.50	<1.2	<10	<2.0	<2.0	<2.0
MW-24	05/09/22	SGI/Apex	<100	<100	<0.50	<0.50	<0.50	<1.0	<0.50	<1.2	<10	<2.0	<2.0	<2.0
MW-24	11/02/22	SGI/Apex	<100	<100	<0.50	<0.50	<0.50	<1.5	<0.50	<1.2	<10	<2.0	<2.0	<2.0
MW-25	11/21/96	GSI	<50	<500	<0.50	<0.50	<0.50	<1.5	**17**	<5	-----	-----	-----	-----
MW-25	07/09/97	GTI	<50	**660**	<5	<5	<5	<5	**17**	<5	-----	-----	-----	-----
MW-25	01/06/98	GTI	<500	<100	<0.50	<0.50	<0.50	<1	**15**	<0.50	-----	-----	-----	-----
MW-25	05/21/98	BBC	<300	-----	<0.30	<0.50	<0.50	<1	**8.6**	<0.50	-----	-----	-----	-----
MW-25	11/04/98	GTI	<300	-----	<0.50	<0.50	<0.50	<0.50	**11**	<0.50	-----	-----	-----	-----
MW-25	05/06/99	Alton Geoscience	<500	<500	**1.9**	**1.2**	**0.68**	**3.3**	**14**	**1.3**	-----	-----	-----	-----
MW-25	05/26/99	GTI	<300	-----	<0.50	<0.50	<0.50	<0.50	**10**	<0.50	-----	-----	-----	-----
MW-25	11/18/99	IT Corporation	<300	-----	<0.50	<1	<0.50	<0.50	**27**	**0.70**	-----	-----	-----	-----
MW-25	05/16/00	IT Corporation	<300	-----	<0.50	<0.50	<0.50	<0.50	**50**	**4.7**	-----	-----	-----	-----
MW-25	11/28/00	Secor	<300	-----	<0.50	<0.50	<0.50	<0.50	**62**	**11**	-----	-----	-----	-----
MW-25	11/29/00	IT Corporation	<300	-----	<0.50	**0.60**	<0.50	**0.80**	**73**	**14**	-----	-----	-----	-----
MW-25	05/09/01	IT Corporation	<300	-----	<0.50	<0.50	<0.50	<0.50	**45**	**7.1**	-----	-----	-----	-----
MW-25	05/09/01	Secor	<300	-----	<0.50	<0.50	<0.50	<0.50	**36**	**6.2**	-----	-----	-----	-----
MW-25	11/07/01	IT Corporation	<300	-----	<0.50	<0.50	<0.50	<0.50	**39**	**9.3**	-----	-----	-----	-----

APPENDIX D

HISTORICAL ANALYTICAL RESULTS FOR TPH, BTEX COMPOUNDS, 1,2-DCA, AND FUEL OXYGENATES IN GROUNDWATER, NOVEMBER 1996 THROUGH NOVEMBER 2022

Defense Fuel Support Point Norwalk

15306 Norwalk Boulevard, Norwalk, California 90650

Well	Date	Sampled By	TPH-g (µg/L)	TPH-d (µg/L)	Benzene (µg/L)	Toluene (µg/L)	Ethyl-benzene (µg/L)	Xylenes (µg/L)	1,2-DCA (µg/L)	MTBE (µg/L)	TBA (µg/L)	DIPE (µg/L)	ETBE (µg/L)	TAME (µg/L)
MW-25	04/12/02	IT Corporation	<300	-----	<0.50	<0.50	<0.50	<0.50	**23**	**9.4**	-----	-----	-----	-----
MW-25	10/24/02	GTI	<300	-----	<0.50	<1	<1	<1	**15**	**5.1**	-----	-----	-----	-----
MW-25	04/11/03	GTI	-----	-----	<0.50	<0.50	<0.50	<0.50	**30.6**	**8.61**	-----	-----	-----	-----
MW-25	10/11/03	BT for Parsons	-----	-----	<0.50	<0.50	<0.50	<0.50	**13**	**3.4**	-----	-----	-----	-----
MW-25	04/22/04	BT for Parsons	-----	-----	<0.50	<0.50	<0.50	<0.50	**13**	**3.5**	<10	**2.4**	<2	<2
MW-25	11/04/04	BT for Parsons	-----	-----	<0.50	<0.50	<0.50	<0.50	**17**	**3.4**	<10	**2.9**	<2	<2
MW-25	05/07/05	BT for Parsons	-----	-----	<0.50	<0.50	<0.50	<0.50	**2.8**	**5**	<10	<2	<2	<2
MW-25	11/08/05	BT for Parsons	-----	-----	<0.50	<0.50	<0.50	<0.50	**0.95**	**1.9**	<10	<2	<2	<2
MW-25	05/05/06	BT for Parsons	-----	-----	<0.50	<0.50	<0.50	<0.50	**4.3**	**10**	<10	<2	<2	<2
MW-25	12/05/06	BT for Parsons	-----	-----	<0.50	<0.50	<0.50	<0.50	**3**	**3.5**	<10	<2	<2	<2
MW-25	05/03/07	BT for Parsons	-----	-----	<0.50	<0.50	<0.50	<0.50	**2.8**	**2.3**	<10	<2	<2	<2
MW-25	11/14/07	BT for Parsons	-----	-----	<0.50	<0.50	<0.50	<0.50	**1.6**	**1.3**	<10	<2	<2	<2
MW-25	04/17/08	BT for Parsons	-----	-----	<0.50	<0.50	<0.50	<0.50	**4.5**	**4.3**	<10	<2	<2	<2
MW-25	10/16/08	BT for Parsons	-----	-----	<0.50	<0.50	<0.50	<0.50	**8.9**	**6.1**	<10	2.3	<2	<2
MW-25	04/22/09	BT for Parsons	-----	-----	<0.50	<0.50	<0.50	<0.50	**8.3**	**2.9**	<10	<2	<2	<2
MW-25	10/23/09	BT for Parsons	-----	-----	<0.50	<0.50	<0.50	<0.50	**4.1**	**0.83**	<10	<2	<2	<2
MW-25	04/13/10	BT for Parsons	-----	-----	<0.50	<0.50	<0.50	<0.50	**10**	**2.7**	<10	**2.5**	<2	<2
MW-25	10/04/10	BT for Parsons	-----	-----	<0.50	-----	-----	-----	**2**	**0.35 J**	<10	-----	-----	-----
MW-25	04/12/11	BT for Parsons	-----	-----	<0.50	<0.50	<0.50	<0.50	**7.1**	**1.4**	<10	**0.71 J**	<2	<2
MW-25	10/13/11	Parsons	-----	-----	<0.50	<0.50	<0.50	<0.50	**1.4**	**0.31 J**	<10	<2	<2	<2
MW-25	04/17/12	Parsons	-----	-----	<0.50	<0.50	<0.50	<0.50	**1.3**	<0.50	<10	<2	<2	<2
MW-25	10/16/12	Parsons	-----	-----	<0.50	<0.50	<0.50	<0.50	**3.4**	**0.67**	<10	<2	<2	<2
MW-25	04/09/13	Parsons	-----	<100	<0.50	<0.50	<0.50	<0.50	**3.6**	**0.49 J**	<10	<2	<2	<2
MW-25	11/07/19	SGI	<100	<100	<0.50	<0.50	<0.50	<1.5	**1.4**	<1.2	<10	<2.0	<2.0	<2.0
MW-26	11/21/96	GSI	**6,700**	<500	**460**	**400**	**200**	**340**	**0.7**	-----	-----	-----	-----	-----
MW-26	07/10/97	GTI	<50	**270**	<5	<5	<5	<5	<5	**340**	-----	-----	-----	-----
MW-26	01/06/98	GTI	<500	<100	<2.5	<2.5	<2.5	<5	<2.5	**407**	-----	-----	-----	-----
MW-26	05/21/98	BBC	<300	-----	<0.30	<0.50	<0.50	<1	<0.50	<0.50	-----	-----	-----	-----
MW-26	11/04/98	GTI	<300	-----	<0.50	1.3	<0.50	1.1	<0.50	**146**	-----	-----	-----	-----
MW-26	05/26/99	GTI	**8,260**	-----	**3,000**	**170**	**400**	**1,000**	<0.50	**380**	-----	-----	-----	-----
MW-26	11/18/99	IT Corporation	<300	-----	<0.50	<1	<0.50	<0.50	<0.50	**3.4**	-----	-----	-----	-----
MW-26	05/16/00	IT Corporation	**8,400**	-----	**2,300**	<5	**410**	**1,480**	<5	**76**	-----	-----	-----	-----
MW-26	11/29/00	IT Corporation	**1,800**	-----	**440**	**15**	**69**	**240**	<10	**69**	-----	-----	-----	-----
MW-26	05/10/01	IT Corporation	<300	-----	**2.1**	<0.50	<0.50	<0.50	<0.50	**1.9**	-----	-----	-----	-----
MW-26	11/07/01	IT Corporation	**1,700**	-----	**370**	**79**	**37**	**171**	<0.50	**35**	-----	-----	-----	-----
MW-26	04/11/02	IT Corporation	**4,000**	-----	**1,200**	<5	**230**	**528**	<5	**65**	-----	-----	-----	-----
MW-26	10/24/02	GTI	**2,100**	-----	**970**	<5	<5	**262**	<2.5	**74**	-----	-----	-----	-----
MW-26	04/11/03	GTI	-----	-----	**858**	<0.50	**243**	**78.6**	<0.50	**108**	-----	-----	-----	-----
MW-26	10/11/03	BT for Parsons	-----	-----	**4.6**	<0.50	**5.7**	**0.54**	<0.50	**29**	-----	-----	-----	-----
MW-26	04/22/04	BT for Parsons	-----	-----	<0.50	<0.50	<0.50	<0.50	<0.50	**140**	**18**	<2	<2	<2
MW-26	11/04/04	BT for Parsons	-----	-----	<0.50	<0.50	<0.50	<0.50	<0.50	**110**	**23**	<2	<2	<2
MW-26	05/07/05	BT for Parsons	-----	-----	<0.50	<0.50	**3.1**	<0.50	<0.50	<0.50	<10	<2	<2	<2
MW-26	11/08/05	BT for Parsons	-----	-----	<0.50	<0.50	<0.50	<0.50	<0.50	<0.50	<10	<2	<2	<2
MW-26	05/05/06	BT for Parsons	-----	-----	<0.50	<0.50	<0.50	<0.50	<0.50	<0.50	<10	<2	<2	<2
MW-26	12/06/06	BT for Parsons	-----	-----	<0.50	<0.50	<0.50	<0.50	<0.50	**1.9**	<10	<2	<2	<2
MW-26	05/03/07	BT for Parsons	-----	-----	<0.50	<0.50	<0.50	<0.50	<0.50	**2**	<10	<2	<2	<2
MW-26	11/14/07	BT for Parsons	-----	-----	<0.50	<0.50	<0.50	<0.50	<0.50	**4.4**	<10	<2	<2	<2
MW-26	04/17/08	BT for Parsons	-----	-----	<0.50	<0.50	<0.50	<0.50	<0.50	**0.99**	<10	<2	<2	<2
MW-26	10/16/08	BT for Parsons	-----	-----	<0.50	<0.50	<0.50	<0.50	<0.50	**5**	<10	<2	<2	<2
MW-26	04/22/09	BT for Parsons	-----	-----	<0.50	<0.50	<0.50	<0.50	<0.50	<0.50	<10	<2	<2	<2
MW-26	10/23/09	BT for Parsons	-----	-----	<0.50	<0.50	<0.50	<0.50	<0.50	**2**	<10	<2	<2	<2

APPENDIX D

HISTORICAL ANALYTICAL RESULTS FOR TPH, BTEX COMPOUNDS, 1,2-DCA, AND FUEL OXYGENATES IN GROUNDWATER, NOVEMBER 1996 THROUGH NOVEMBER 2022

Defense Fuel Support Point Norwalk

15306 Norwalk Boulevard, Norwalk, California 90650

Well	Date	Sampled By	TPH-g (µg/L)	TPH-d (µg/L)	Benzene (µg/L)	Toluene (µg/L)	Ethyl-benzene (µg/L)	Xylenes (µg/L)	1,2-DCA (µg/L)	MTBE (µg/L)	TBA (µg/L)	DIPE (µg/L)	ETBE (µg/L)	TAME (µg/L)
MW-26	04/13/10	BT for Parsons	-----	-----	<0.50	<0.50	<0.50	<0.50	<0.50	**0.66**	<10	<2	<2	<2
MW-26	10/04/10	BT for Parsons	-----	-----	**1.6**	-----	-----	-----	<0.50	**0.68**	<10	-----	-----	-----
MW-26	04/13/11	BT for Parsons	-----	-----	<0.50	<0.50	<0.50	<0.50	<0.50	**2.3**	<10	<2	<2	<2
MW-26	10/13/11	Parsons	-----	-----	**1.4**	<0.50	<0.50	<0.50	<0.50	<0.50	<10	<2	<2	<2
MW-26	04/17/12	Parsons	-----	-----	**1.1**	<0.50	**0.32 J**	**0.57 J**	<0.50	**3.7**	**9.7 J**	<2	<2	<2
MW-26	10/16/12	Parsons	-----	-----	**3.9**	**0.5**	**2.2**	**0.69**	<0.50	**1.4**	**5.6 J**	<2	<2	<2
MW-26	04/09/13	Parsons	-----	**990 b**	**2.0**	**0.36 J**	**1.5**	**0.36 J**	<0.50	**0.74**	<10	<2	<2	<2
MW-26	10/08/13	Parsons	**610**	**730 HD**	**9.9**	**0.33 J**	**0.95**	**0.74**	<0.50	**0.97**	**5.9 J**	<2	<2	<2
MW-26	04/16/14	Parsons	**1,200 HD**	**990 HD**	**1.7**	**0.47 J**	**1.1**	**0.84**	<0.50	<0.50	**14**	<2	<2	<2
MW-26	10/30/14	SGI	**1,400**	**670**	<0.50	<0.50	**0.54**	<1.5	<0.50	<2.0	<10	<2.0	<2.0	<2.0
MW-26	04/29/15	SGI	**430**	**500**	<0.50	<0.50	<0.50	<1.5	<0.50	<2.0	<10	<2.0	<2.0	<2.0
MW-26	10/23/15	SGI	**280**	**230**	<0.50	<0.50	<0.50	<1.5	<0.50	<2.0	<10	<2.0	<2.0	<2.0
MW 26	04/13/16	SGI	**200**	**200**	**0.80**	<0.50	**1.6**	**4.9**	<0.50	<1.0	<10	<2.0	<2.0	<2.0
DUP-4 (MW 26)	04/13/16	SGI	**240**	**190**	**0.71**	<0.50	**1.4**	**4.8**	<0.50	**1.2**	<10	<2.0	<2.0	<2.0
MW-26	10/05/16	SGI	**170**	**270**	**2.2**	<0.50	<0.50	<1.5	<0.50	**1.0**	<10	<2.0	<2.0	<2.0
MW-26	04/19/17	SGI	<100	**100**	<0.50	<0.50	<0.50	<1.5	<0.50	<1.0	<10	<2.0	<2.0	<2.0
MW-26	10/04/17	SGI	**210**	**370**	**1.0**	<0.50	<0.50	<1.5	<0.50	<1.0	<10	<2.0	<2.0	<2.0
DUP-4 (MW-26)	10/04/17	SGI	**230**	**330**	**0.91**	<0.50	<0.50	<1.5	<0.50	<1.0	<10	<2.0	<2.0	<2.0
MW-26	04/19/18	SGI	**130**	**340**	**2.3**	<0.50	<0.50	<1.5	<0.50	<1.0	<10	<2.0	<2.0	<2.0
MW-26	11/08/18	SGI	<100	**240**	<0.50	<0.50	<0.50	<1.5	<0.50	<1.0	<10	<2.0	<2.0	<2.0
MW-26	04/17/19	SGI	<100	**330**	<0.50	<0.50	<0.50	<1.5	<0.50	<1.0	<10	<2.0	<2.0	<2.0
MW-26	11/05/19	SGI	<100	<100	<0.50	<0.50	<0.50	<1.5	<0.50	<1.2	<10	<2.0	<2.0	<2.0
MW-26	05/04/20	SGI	<100	<100	<0.50	<0.50	<0.50	<1.5	<0.50	<1.2	<10	<2.0	<2.0	<2.0
MW-26 (DUP)	05/04/20	SGI	<100	<100	<0.50	<0.50	<0.50	<1.5	<0.50	<1.2	<10	<2.0	<2.0	<2.0
MW-26	10/19/20	SGI	<100	<100	<0.50	<0.50	<0.50	<1.5	<0.50	<1.2	<10	<2.0	<2.0	<2.0
MW-26	05/04/21	SGI/Apex	<100	**120**	<0.50	<0.50	<0.50	<1.5	<0.50	<1.2	<10	<2.0	<2.0	<2.0
MW-26	11/03/21	SGI/Apex	<100	<100	<0.50	<0.50	<0.50	<1.5	<0.50	<1.2	<10	<2.0	<2.0	<2.0
MW-26	05/09/22	SGI/Apex	<100	<100	<0.50	<0.50	<0.50	<1.0	<0.50	<1.2	<10	<2.0	<2.0	<2.0
MW-26	11/02/22	SGI/Apex	<100	**110**	<0.50	<0.50	<0.50	<1.5	<0.50	<1.2	<10	<2.0	<2.0	<2.0
MW-27	11/22/96	GSI	<50	<500	**180**	**12**	**25**	**50**	<0.50	-----	-----	-----	-----	-----
MW-27	07/10/97	GTI	**420**	**400**	**1,400**	**28**	**53**	**253**	<5	**79**	-----	-----	-----	-----
MW-27	01/06/98	GTI	**1,500**	<100	**940**	<5	**70**	**20**	**20**	**90**	-----	-----	-----	-----
MW-27	05/21/98	BBC	<300	-----	<0.30	<0.50	<0.50	<1	<0.50	<0.50	-----	-----	-----	-----
MW-27	11/04/98	GTI	<300	-----	<0.50	<0.50	<0.50	<0.50	<0.50	<0.50	-----	-----	-----	-----
MW-27	05/26/99	GTI	<300	-----	<0.50	<0.50	**0.71**	**1.3**	<0.50	**1.1**	-----	-----	-----	-----
MW-27	11/18/99	IT Corporation	**7,200**	-----	**1,700**	**8.6**	**100**	**1,110**	<0.50	**170**	-----	-----	-----	-----
MW-27	05/16/00	IT Corporation	<300	-----	**1.7**	<0.50	<0.50	<0.50	<0.50	**5.0**	-----	-----	-----	-----
MW-27	11/29/00	IT Corporation	<300	-----	**0.90**	**0.70**	**0.70**	**1.0**	**0.60**	**17**	-----	-----	-----	-----
MW-27	05/10/01	IT Corporation	<300	-----	<0.50	<0.50	<0.50	<0.50	<0.50	<0.50	-----	-----	-----	-----
MW-27	11/07/01	IT Corporation	<300	-----	<0.50	<0.50	<0.50	<0.50	<0.50	<0.50	-----	-----	-----	-----
MW-27	04/11/02	IT Corporation	<300	-----	<0.50	<0.50	<0.50	<0.50	<0.50	**0.90**	-----	-----	-----	-----
MW-27	10/24/02	GTI	<300	-----	<0.50	<1	<1	<1	<0.50	**9.7**	-----	-----	-----	-----
MW-27	04/11/03	GTI	-----	-----	<0.50	<0.50	**2.8**	<0.50	<0.50	**17**	-----	-----	-----	**-----**
MW-27	10/11/03	BT for Parsons	-----	-----	**6.2**	<0.50	**0.79**	<0.50	<0.50	**8.9**	-----	-----	-----	**-----**
MW-27	04/22/04	BT for Parsons	-----	-----	**130**	<0.50	**16**	<0.50	<0.50	**65**	**20**	<2	<2	<2
MW-27	11/06/04	BT for Parsons	-----	-----	**1.6**	<0.50	**17**	<0.50	<0.50	**65**	**21**	<2	<2	<2
MW-27	05/07/05	BT for Parsons	-----	-----	<0.50	<0.50	<0.50	<0.50	<0.50	<0.50	<10	<2	<2	<2
MW-27	11/08/05	BT for Parsons	-----	-----	<0.50	<0.50	<0.50	<0.50	<0.50	**0.59**	<10	<2	<2	<2
MW-27	05/05/06	BT for Parsons	-----	-----	<0.50	<0.50	<0.50	<0.50	<0.50	**2.0**	<10	<2	<2	<2
MW-27	12/06/06	BT for Parsons	-----	-----	<0.50	<0.50	<0.50	<0.50	<0.50	**2.3**	<10	<2	<2	<2
MW-27	05/03/07	BT for Parsons	-----	-----	<0.50	<0.50	<0.50	<0.50	<0.50	**1.5**	<10	<2	<2	<2

APPENDIX D

HISTORICAL ANALYTICAL RESULTS FOR TPH, BTEX COMPOUNDS, 1,2-DCA, AND FUEL OXYGENATES IN GROUNDWATER, NOVEMBER 1996 THROUGH NOVEMBER 2022

Defense Fuel Support Point Norwalk

15306 Norwalk Boulevard, Norwalk, California 90650

Well	Date	Sampled By	TPH-g (µg/L)	TPH-d (µg/L)	Benzene (µg/L)	Toluene (µg/L)	Ethyl-benzene (µg/L)	Xylenes (µg/L)	1,2-DCA (µg/L)	MTBE (µg/L)	TBA (µg/L)	DIPE (µg/L)	ETBE (µg/L)	TAME (µg/L)
MW-27	11/14/07	BT for Parsons	-----	-----	**1.3**	<0.50	<0.50	<0.50	<0.50	<0.50	<10	<2	<2	<2
MW-27	04/18/08	BT for Parsons	-----	-----	**2.9**	<0.50	<0.50	<0.50	<0.50	<0.50	<10	<2	<2	<2
MW-27	10/17/08	BT for Parsons	-----	-----	<0.50	<0.50	<0.50	<0.50	<0.50	<0.50	<10	<2	<2	<2
MW-27	04/22/09	BT for Parsons	-----	-----	<0.50	<0.50	<0.50	<0.50	<0.50	<0.50	<10	<2	<2	<2
MW-27	10/26/09	BT for Parsons	-----	-----	<0.50	<0.50	<0.50	<0.50	<0.50	**0.54**	<10	<2	<2	<2
MW-27	04/13/10	BT for Parsons	-----	-----	<0.50	<0.50	<0.50	<0.50	<0.50	<0.50	**7.5 J**	<2	<2	<2
MW-27	10/04/10	BT for Parsons	-----	-----	<0.50	-----	-----	-----	<0.50	<0.50	<10	-----	-----	**-----**
MW-27	04/12/11	BT for Parsons	-----	-----	<0.50	<0.50	**0.35 J**	**3.2**	<0.50	<0.50	<10	<2	<2	<2
MW-27	10/13/11	Parsons	-----	-----	<0.50	<0.50	<0.50	<0.50	<0.50	<0.50	<10	<2	<2	<2
MW-27	04/17/12	Parsons	-----	-----	<0.50	<0.50	<0.50	<0.50	<0.50	<0.50	<10	<2	<2	<2
MW-27	10/16/12	Parsons	-----	-----	<0.50	<0.50	<0.50	<0.50	<0.50	**5.0**	**12**	<2	<2	<2
MW-27	04/09/13	Parsons	-----	**310 b**	<0.50	<0.50	<0.50	<0.50	<0.50	**3.8**	**23**	<2	<2	<2
MW-27	10/08/13	Parsons	<100	**130 HD**	<0.50	<0.50	<0.50	<0.50	<0.50	**1.3**	**5.7 J**	<2	<2	<2
MW-27	10/29/14	SGI	<100	**140**	<0.50	<0.50	<0.50	<1.5	<0.50	<2.0	<10	<2.0	<2.0	<2.0
MW-27	04/22/15	SGI	<100	**160**	<0.50	<0.50	<0.50	<1.5	<0.50	**3.4**	<10	<2.0	<2.0	<2.0
MW-27	10/23/15	SGI	<100	**130**	<0.50	<0.50	<0.50	<1.5	<0.50	**3.7**	<10	<2.0	<2.0	<2.0
MW 27	04/13/16	SGI	<100	**160**	**1.2**	<0.50	**1.7**	**5.5**	<0.50	**3.3**	<10	<2.0	<2.0	<2.0
MW-27	10/05/16	SGI	<100	**220**	<0.50	<0.50	<0.50	<1.5	<0.50	**3.1**	<10	<2.0	<2.0	<2.0
DUP-3 (MW-27)	10/05/16	SGI	<100	**250**	<0.50	<0.50	<0.50	<1.5	<0.50	**3.2**	<10	<2.0	<2.0	<2.0
MW-27	04/19/17	SGI	<100	**130**	<0.50	<0.50	<0.50	<1.5	<0.50	<1.0	<10	<2.0	<2.0	<2.0
MW-27	10/04/17	SGI	<100	**260**	<0.50	<0.50	<0.50	<1.5	<0.50	**3.1**	<10	<2.0	<2.0	<2.0
MW-27	04/19/18	SGI	<100	**350**	<0.50	<0.50	<0.50	<1.5	<0.50	**3.1**	**14**	<2.0	<2.0	<2.0
MW-27	11/08/18	SGI	<100	**150**	<0.50	<0.50	<0.50	<1.5	<0.50	**2.5**	<10	<2.0	<2.0	<2.0
MW-27	04/17/19	SGI	<100	**300**	<0.50	<0.50	<0.50	<1.5	<0.50	<1.0	<10	<2.0	<2.0	<2.0
MW-27	11/05/19	SGI	<100	**130**	<0.50	<0.50	<0.50	<1.5	<0.50	**1.4**	<10	<2.0	<2.0	<2.0
MW-27	05/07/20	SGI	<100	<100	<0.50	<0.50	<0.50	<1.5	<0.50	**1.3**	<10	<2.0	<2.0	<2.0
MW-27	10/22/20	SGI	<100	**250**	<0.50	<0.50	<0.50	<1.5	<0.50	**1.7**	**26**	<2.0	<2.0	<2.0
MW-27	05/07/21	SGI/Apex	<100	**260**	<0.50	<0.50	<0.50	<1.5	<0.50	<1.2	<10	<2.0	<2.0	<2.0
MW-27	11/08/21	SGI/Apex	<100	**400**	<0.50	<0.50	<0.50	<1.5	<0.50	<1.2	<10	<2.0	<2.0	<2.0
MW-27	05/16/22	SGI/Apex	<100	**380**	<0.50	<0.50	<0.50	<1.0	<0.50	<1.2	<10	<2.0	<2.0	<2.0
MW-27	11/07/22	SGI/Apex	<100	**110**	<0.50	<0.50	<0.50	<1.5	<0.50	<1.2	**12**	<2.0	<2.0	<2.0
MW-28	11/27/96	GSI	**1,500**	<500	<2.5	<2.5	<2.5	<5	<2.5	-----	-----	-----	-----	-----
MW-28	07/10/97	GTI	**220**	**2,200**	<5	<5	<5	<5	<5	<5	-----	-----	-----	-----
MW-28	01/07/98	GTI	<500	<100	<0.50	<0.50	<0.50	<1	<0.50	<0.50	-----	-----	-----	-----
MW-28	05/21/98	BBC	<300	-----	<0.30	<0.30	<0.30	<0.60	-----	-----	-----	-----	-----	-----
MW-28	11/05/98	GTI	<300	-----	<0.30	<0.30	<0.30	<0.60	-----	-----	-----	-----	-----	-----
MW-28	05/26/99	GTI	<300	-----	**0.33**	<0.30	<0.30	**0.70**	-----	-----	-----	-----	-----	-----
MW-28	11/18/99	IT Corporation	<300	-----	<0.30	<0.30	<0.30	<0.60	-----	-----	-----	-----	-----	-----
MW-28	05/17/00	IT Corporation	<300	-----	<0.30	<0.30	<0.30	<0.60	-----	-----	-----	-----	-----	-----
MW-28	12/01/00	IT Corporation	<300	-----	<0.30	<0.30	<0.30	<0.60	-----	<5	-----	-----	-----	-----
MW-28	05/10/01	IT Corporation	<300	-----	<0.30	<0.30	<0.30	<0.60	-----	<5	-----	-----	-----	-----
MW-28	11/08/01	IT Corporation	**300**	-----	<0.30	<0.30	<0.30	<0.60	-----	<5	-----	-----	-----	-----
MW-28	04/12/02	IT Corporation	<300	-----	<0.30	<0.30	<0.30	<0.60	-----	<5	-----	-----	-----	-----
MW-28	04/22/15	SGI	<100	**420**	<0.50	<0.50	<0.50	<1.5	<0.50	<2.0	<10	<2.0	<2.0	<2.0
MW-28	04/20/17	SGI	<100	**170**	<0.50	<0.50	<0.50	<1.5	<0.50	<1.0	<10	<2.0	<2.0	<2.0
MW-29	05/21/98	BBC	**84,700**	-----	**313**	**46**	**314**	**366**	-----	-----	-----	-----	-----	-----
MW-29	11/05/98	GTI	**28,600**	-----	**87**	<0.30	**2.2**	**31**	-----	-----	-----	-----	-----	-----
MW-29	05/27/99	GTI	**1,810**	-----	**150**	<0.60	**160**	**23**	-----	-----	-----	-----	-----	-----
MW-29	11/18/99	IT Corporation	**5,100**	-----	**220**	<0.30	**190**	**21**	-----	-----	-----	-----	-----	-----
MW-29	05/17/00	IT Corporation	**1,100**	-----	**23**	<0.30	**35**	**7.6**	-----	-----	-----	-----	-----	-----

APPENDIX D

HISTORICAL ANALYTICAL RESULTS FOR TPH, BTEX COMPOUNDS, 1,2-DCA, AND FUEL OXYGENATES IN GROUNDWATER, NOVEMBER 1996 THROUGH NOVEMBER 2022

Defense Fuel Support Point Norwalk

15306 Norwalk Boulevard, Norwalk, California 90650

Well	Date	Sampled By	TPH-g (µg/L)	TPH-d (µg/L)	Benzene (µg/L)	Toluene (µg/L)	Ethyl-benzene (µg/L)	Xylenes (µg/L)	1,2-DCA (µg/L)	MTBE (µg/L)	TBA (µg/L)	DIPE (µg/L)	ETBE (µg/L)	TAME (µg/L)
MW-29	11/30/00	IT Corporation	**2,400**	-----	**120**	<0.30	**160**	**4.4**	-----	<5	-----	-----	-----	-----
MW-29	05/09/01	IT Corporation	<300	-----	<0.30	<0.30	<0.30	<0.60	-----	<5	-----	-----	-----	-----
MW-29	11/07/01	IT Corporation	**1,500**	-----	**14**	<0.30	**3.7**	**2.1**	-----	**8.3**	-----	-----	-----	-----
MW-29	02/01/02	Secor	-----	-----	**100**	**7.3**	**160**	**990**	<0.50	<0.50	-----	-----	-----	**-----**
MW-29	04/11/02	IT Corporation	**860**	-----	**4.1**	<0.30	**4.3**	**12**	-----	<5	-----	-----	-----	**-----**
MW-29	04/12/13	Parsons	-----	**2,200**	<0.50	<0.50	**0.64**	**1.19 J**	<0.50	<0.50	<10	<2	<2	<2
MW-29	10/08/13	Parsons	**570**	**2,900 HD**	**0.21 J**	<0.50	**0.75**	**1.4**	<0.50	<0.50	**8.7 J**	<2	<2	<2
MW-29	04/17/14	Parsons	**710 HD**	**3,300 HD**	**11**	<0.50	**0.75**	**1.5**	<0.50	<0.50	**9.4 J**	<2	<2	<2
MW-29	10/31/14	SGI	**700**	**3,200**	**6.4**	<0.50	<0.50	<1.5	<0.50	<2.0	<10	<2.0	<2.0	<2.0
MW-29	04/29/15	SGI	**370**	**2,900**	<0.50	<0.50	<0.50	<1.5	<0.50	<2.0	**11**	<2.0	<2.0	<2.0
MW-29	10/26/15	SGI	**120**	**490**	<0.50	<0.50	<0.50	<1.5	<0.50	<2.0	<10	<2.0	<2.0	<2.0
MW 29	04/14/16	SGI	<100	**350**	<0.50	<0.50	<0.50	<1.5	<0.50	<1.0	<10	<2.0	<2.0	<2.0
DUP-6 (MW 29)	04/14/16	SGI	<100	**360**	<0.50	<0.50	<0.50	<1.5	<0.50	<1.0	<10	<2.0	<2.0	<2.0
MW-29	10/07/16	SGI	<100	**250**	<0.50	<0.50	<0.50	<1.5	<0.50	<1.0	<10	<2.0	<2.0	<2.0
DUP-6 (MW-29)	10/07/16	SGI	<100	**230**	<0.50	<0.50	<0.50	<1.5	<0.50	<1.0	<10	<2.0	<2.0	<2.0
MW-29	04/20/17	SGI	<100	**380**	<0.50	<0.50	<0.50	<1.5	<0.50	<1.0	<10	<2.0	<2.0	<50
DUPE-3 (MW-27)	11/08/18	SGI	<100	**120**	<0.50	<0.50	<0.50	<1.5	<0.50	**2.9**	<10	<2.0	<2.0	<2.0
MW-29	10/04/17	SGI	<100	**630**	<0.50	<0.50	<0.50	<1.5	<0.50	<1.0	<10	<2.0	<2.0	<20
MW-29	04/18/18	SGI	<100	**170**	<0.50	<0.50	<0.50	<1.5	<0.50	<1.0	<10	<2.0	<2.0	<50
MW-29	11/06/18	SGI	<100	**250**	<0.50	<0.50	<0.50	<1.5	<0.50	<1.0	<10	<2.0	<2.0	<2.0
MW-29	04/19/19	SGI	<100	**140**	<0.50	<0.50	<0.50	<1.5	<0.50	<1.0	<10	<2.0	<2.0	<2.0
MW-29	10/31/19	SGI	<100	**250**	<0.50	<0.50	<0.50	<1.5	<0.50	<1.2	<10	<2.0	<2.0	<2.0
MW-29	05/07/20	SGI	<100	<100	<0.50	<0.50	<0.50	<1.5	<0.50	<1.2	<10	<2.0	<2.0	<2.0
MW-29	10/20/20	SGI	<100	<100	<0.50	<0.50	<0.50	<1.5	<0.50	<1.2	<10	<2.0	<2.0	<2.0
MW-29	05/04/21	SGI/Apex	<100	<100	<0.50	<0.50	<0.50	<1.5	<0.50	<1.2	<10	<2.0	<2.0	<2.0
MW-29	11/02/21	SGI/Apex	<100	<100	<0.50	<0.50	<0.50	<1.5	<0.50	<1.2	<10	<2.0	<2.0	<2.0
MW-29	05/10/22	SGI/Apex	<100	**100**	<0.50	<0.50	<0.50	<1.0	<0.50	<1.2	<10	<2.0	<2.0	<2.0
MW-29	11/03/22	SGI/Apex	<100	<100	<0.50	<0.50	<0.50	<1.5	<0.50	<1.2	<10	<2.0	<2.0	<2.0
MW-O-1	10/08/10	Blaine Tech	**32,000**	-----	**3,700**	**1,700**	**1,100**	**1,800**	<50	**60**	<500	<50	<50	<20
MW-O-1	04/13/11	Blaine Tech	**14,000**	-----	**1,900**	**370**	**400**	**2,400**	<20	**13**	<200	<20	<20	<2.0
MW-O-1	10/14/11	CH2M Hill	**15,000**	-----	**580**	**240**	**580**	**1,800**	<20	<10	<200	<20	<20	**26**
MW-O-1	10/19/12	CHHL	**4,500**	**8,800**	**570**	**160**	**94**	**540**	<4	**17**	**59**	<4	<4	<4
MW-O-1	10/27/15	BT for CH2MHill	**26,000**	**20,000**	**5,900**	**3,100**	**110**	**810**	<100	**280**	<1,000	<100	<100	<100
MW-O-2	10/05/10	Blaine Tech	**570**	-----	**87**	**5.6**	**7.2**	**33**	<1	**81**	**33**	**3.3**	<1	<1
MW-O-2	04/27/12	CH2M Hill	**21,000**	**13,000**	**7,900**	**120**	**200**	**570**	<100	**160**	<1,000	<100	<100	<100
MW-O-2	06/06/13	CHHL	**10,000**	**7,000**	**5,400**	<40	**91**	**200**	<80	**190**	<800	<80	<80	<80
MW-O-2	10/11/13	CHHL	**43,000**	**4,800**	**17,000**	**710**	**530**	**1,500**	<130	**710**	<1,300	<130	<130	<130
MW-O-2	04/17/14	CHHL	**37,000**	**1,200**	**16,000**	**1,600**	**220**	**1,500**	<100	**900**	**2,100**	<100	<100	<100
MW-O-2	10/06/17	BT for CH2MHill	**23,000**	**11,000**	**9,400**	<50	**99**	**820**	<100	**210**	**1,500**	**130**	<100	<100
MW-O-2	11/09/18	BT for Jacobs	<5,000	**2,600**	**2,100**	<25	<25	<25	<50	**73**	**910**	**81**	<50	<50
MW-O-2	04/18/19	BT for Jacobs	**2,000**	**11,000**	**980**	<5	<5	<5	<10	**55**	**490**	<10	<10	<10
MW-O-2	05/07/20	BT for Jacobs	**9,200**	**8,300**	**5,500**	<15	**60**	<15	<30	**49**	**970**	<30	<30	<30
MW-O-2	11/09/20	BT for Jacobs	**10,000**	**13,000**	**6,200**	<20	**31**	<20	<40	**95**	**1,100**	<40	<40	<40
MW-O-2	05/05/21	BT for Jacobs	**12,000**	**4,500**	**4,100**	<20	**44**	<20	<40	**32**	<400	<40	<40	<40
MW-O-2	11/04/21	BT for Jacobs	**5,600**	**1,500**	**2,500**	**16**	**47**	**10**	<20	**58**	**1,500**	<20	<20	<20
MW-O-2	05/12/22	BT for Jacobs	**1100**	**4,600**	**410**	**5.0**	**8.5**	**2.8**	<5.0	**37**	**1,200**	**44**	<5.0	<5.0
MW-O-2	11/04/22	BT for Jacobs	**610**	**3,700**	**130**	**7.7**	**3.0**	**5.2**	<5.0	**14**	**1,100**	**8.0**	<5.0	<5.0
MW-SF-1	03/11/03	Geomatrix	**1,700**	-----	**1,400**	**16**	**76**	**54**	<1	**620**	-----	-----	-----	-----
MW-SF-1	08/01/03	Secor	**13,000**	-----	**4,200**	**240**	**420**	**1,020**	<30	**910**	-----	-----	-----	-----

APPENDIX D

HISTORICAL ANALYTICAL RESULTS FOR TPH, BTEX COMPOUNDS, 1,2-DCA, AND FUEL OXYGENATES IN GROUNDWATER, NOVEMBER 1996 THROUGH NOVEMBER 2022

Defense Fuel Support Point Norwalk

15306 Norwalk Boulevard, Norwalk, California 90650

Well	Date	Sampled By	TPH-g (µg/L)	TPH-d (µg/L)	Benzene (µg/L)	Toluene (µg/L)	Ethyl-benzene (µg/L)	Xylenes (µg/L)	1,2-DCA (µg/L)	MTBE (µg/L)	TBA (µg/L)	DIPE (µg/L)	ETBE (µg/L)	TAME (µg/L)
MW-SF-1	10/07/03	Secor	**15,000**	-----	**4,800**	**170**	**390**	**1,060**	<40	**800**	-----	-----	-----	-----
MW-SF-1	04/22/04	Secor	**27,000**	-----	**11,000**	**510**	**480**	**970**	<100	**3,800**	-----	-----	-----	-----
MW-SF-1	11/03/04	Secor	**34,000**	-----	**13,000**	**400**	**690**	**1,170**	<100	**2,600**	-----	-----	-----	-----
MW-SF-1	05/06/05	Secor	**12,000**	-----	**3,900**	**220**	**240**	**340**	<30	**670**	-----	-----	-----	-----
MW-SF-1	11/02/05	Secor	**15,000**	-----	**5,600**	**340**	**330**	**1,050**	<50	**570**	-----	-----	-----	-----
MW-SF-1	05/09/06	Secor	**20,000**	-----	**8,200**	**730**	**570**	**1,050**	<100	**1,300**	-----	-----	-----	-----
MW-SF-1	12/08/06	Secor	**19,000**	-----	**7,000**	**640**	**590**	**960**	<100	**650**	-----	-----	-----	-----
MW-SF-1	03/13/07	Secor	**10,000**	-----	**3,400**	**320**	**390**	**790**	<50	**160**	-----	-----	-----	-----
MW-SF-1	05/04/07	Secor	**11,000**	-----	**3,400**	**110**	**430**	**229**	<50	**340**	-----	-----	-----	-----
MW-SF-1	08/30/07	Secor	**16,000**	-----	**6,000**	**210**	**550**	**290**	<100	**430**	-----	-----	-----	-----
MW-SF-1	11/14/07	Secor	**16,000**	-----	**6,100**	**180**	**540**	**213**	<50	**400**	-----	-----	-----	-----
MW-SF-1	02/21/08	Secor	**23,000**	-----	**11,000**	**280**	**530**	**500**	<100	**1,100**	-----	-----	-----	-----
MW-SF-1	04/16/08	Secor	**21,000**	-----	**11,000**	**350**	**440**	**550**	<200	**740**	-----	-----	-----	-----
MW-SF-1	08/14/08	Secor	**18,000**	-----	**8,200**	**240**	**390**	**253**	<100	**490**	-----	-----	-----	-----
MW-SF-1	10/16/08	Stantec	**21,000**	-----	**10,000**	**280**	**490**	**477**	<100	**770**	-----	-----	-----	**-----**
MW-SF-1	02/24/09	Blaine Tech	**11,000**	-----	**6,300**	**85**	**160**	**65**	<50	**420**	<500	-----	-----	**-----**
MW-SF-1	04/20/09	Blaine Tech for AMEC	**16,000**	-----	**7,500**	**210**	**340**	**261**	<100	**340**	<1,000	<100	<100	<100
MW-SF-1	07/22/09	Blaine Tech	**12,000**	-----	**6,300**	**110**	**180**	**89**	<50	**510**	**540**	<50	<50	<50
MW-SF-1	10/23/09	Blaine Tech	**21,000**	-----	**11,000**	**110**	**350**	**63**	<100	**620**	<1,000	<100	<100	<100
MW-SF-1	03/16/10	Blaine Tech	**13,000**	-----	**5,900**	**56**	**120**	**55**	<50	**650**	<500	<50	<50	<50
MW-SF-1	05/27/10	Blaine Tech	**8,800**	-----	**3,900**	**46**	**150**	**51**	<40	**140**	<400	<40	<40	<40
MW-SF-1	07/13/10	Blaine Tech	**8,600**	-----	**4,000**	**41**	**64**	<25	<50	**350**	<500	<50	<50	<50
MW-SF-1	10/07/10	Blaine Tech	**10,000**	-----	**5,200**	**58**	**67**	<50	<100	**440**	<1,000	<100	<100	<100
MW-SF-1	01/12/11	Blaine Tech	**15,000**	-----	**8,500**	<50	<50	<50	<100	**650**	<1,000	<100	<100	<100
MW-SF-1	04/13/11	Blaine Tech	**16,000**	-----	**7,800**	**62**	**97**	**93**	<100	**450**	<1,000	<100	<100	<100
MW-SF-1	07/12/11	CH2M Hill	**8,400**	-----	**4,700**	**34**	**76**	<38	<50	**240**	<500	<50	<50	<50
MW-SF-1	10/12/11	CH2M Hill	**9,500**	-----	**4,500**	**32**	**71**	**37**	<50	**180**	<500	<50	<50	<50
MW-SF-1	01/10/12	CH2M Hill	**15,000**	-----	**7,300**	**94**	**140**	**140**	<100	**240**	<1,000	<100	<100	<100
MW-SF-1	04/19/12	CH2M Hill	**8,800**	**17,000**	**4,600**	**33**	**90**	**83**	<50	**110**	<500	<50	<50	<50
MW-SF-1	10/18/12	CHHL	**3,700**	**6,400**	**1,500**	<10	**15**	<10	<20	**45**	<200	<20	<20	<20
MW-SF-1	01/15/13	CHHL	**8,500**	**4,100**	**4,500**	**93**	**56**	**39**	<50	**110**	<500	<50	<50	<50
MW-SF-1	10/07/16	BT for CH2MHill	**55**	**1,200**	<0.50	<0.50	<0.50	<0.50	<0.50	**0.57**	<10	<1.0	<1.0	<1.0
MW-SF-1	04/20/17	BT for CH2MHill	<100	**1,800**	**2.1**	<0.50	<0.50	<0.50	<1	**0.92**	**17**	<1.0	<1.0	<1.0
MW-SF-1	10/06/17	BT for CH2MHill	<100	**570**	<0.50	<0.50	<0.50	<0.50	<1.0	<0.50	<10	<1.0	<1.0	<1.0
MW-SF-1	04/19/18	BT for Jacobs	**61**	**310**	<0.50	<0.50	<0.50	**2.4**	<0.50	<0.50	<10	<1	<1	<1
DUP (MW-SF-1)	04/19/18	BT for Jacobs	<100	**250**	<0.50	<0.50	<0.50	**1.2**	<0.50	<0.50	<10	<1	<1	<1
MW-SF-1	11/09/18	BT for Jacobs	<50	**270**	<0.50	<0.50	<0.50	<0.50	<0.50	<0.50	<10	<1.0	<1.0	<1.0
MW-SF-1	04/19/19	BT for Jacobs	<100	**450**	<0.50	<0.50	<0.50	<0.50	<1	<0.50	<10	<1	<1	<1
MW-SF-1	10/31/19	BT for Jacobs	<200	**580**	<1.0	<1.0	<1.0	<1.0	<1.0	<1.0	<20	<2.0	<2.0	<2.0
MW-SF-1	05/12/20	BT for Jacobs	<200	**280**	<1.0	<1.0	<1.0	<1.0	<2.0	<1.0	<20	<2.0	<2.0	<2.0
MW-SF-1	11/06/20	BT for Jacobs	<100	**580**	<0.50	<0.50	<0.50	<0.50	<0.50	<0.50	<10	<1.0	<1.0	<1.0
MW-SF-1	05/06/21	BT for Jacobs	<100	**500**	<0.50	<0.50	<0.50	<0.50	<1.0	<0.50	<10	**2.3**	<1.0	<1.0
MW-SF-1	11/04/21	BT for Jacobs	<100	**1,100**	<0.50	<0.50	<0.50	<0.50	<1.0	**0.75**	<10	**11**	<1.0	<1.0
MW-SF-1	05/13/22	BT for Jacobs	<100	**1,000**	<0.50	<0.50	<0.50	<0.50	<1.0	**1.7**	<10	**26**	<1.0	<1.0
MW-SF-1	11/04/22	BT for Jacobs	<500	**1,300**	<2.5	<2.5	<2.5	<2.5	<5.0	**3.0**	<50	**11**	<5.0	<5.0
MW-SF-2	10/05/10	Blaine Tech	**110,000**	-----	**21,000**	**18,000**	**1,200**	**7,100**	<200	**1,700**	<2,000	<200	<200	<200
MW-SF-2	04/14/11	Blaine Tech	**48,000**	-----	**15,000**	**1,800**	**600**	**5,400**	<200	**930**	<2,000	<200	<200	<200
MW-SF-2	10/13/11	CH2M Hill	**72,000**	-----	**18,000**	**9,600**	**660**	**5,100**	<200	**940**	<2,000	<200	<200	<200
MW-SF-3	10/04/10	Blaine Tech	<500	-----	**32**	**10**	<2.5	**8.4**	<5	**50**	**3,000**	<5	<5	<5
MW-SF-3	04/29/11	Blaine Tech	**15,000**	-----	**5,200**	**590**	**140**	**520**	<50	**2,300**	**1,200**	<50	<50	<50

APPENDIX D

HISTORICAL ANALYTICAL RESULTS FOR TPH, BTEX COMPOUNDS, 1,2-DCA, AND FUEL OXYGENATES IN GROUNDWATER, NOVEMBER 1996 THROUGH NOVEMBER 2022

Defense Fuel Support Point Norwalk

15306 Norwalk Boulevard, Norwalk, California 90650

Well	Date	Sampled By	TPH-g (µg/L)	TPH-d (µg/L)	Benzene (µg/L)	Toluene (µg/L)	Ethyl-benzene (µg/L)	Xylenes (µg/L)	1,2-DCA (µg/L)	MTBE (µg/L)	TBA (µg/L)	DIPE (µg/L)	ETBE (µg/L)	TAME (µg/L)
MW-SF-3	10/14/11	CH2M Hill	**9,500**	-----	**4,300**	<25	**28**	**38**	<50	**98**	<500	<50	<50	<50
MW-SF-3	11/03/15	BT for CH2MHill	**280,000**	**240,000**	**11,000**	**18,000**	**1,200**	**28,000**	<200	**7,600**	<2,000	<200	<200	<200
MW-SF-4	03/11/03	Geomatrix	**3,600**	-----	**1,100**	<13	**180**	**120**	<13	**750**	-----	-----	-----	-----
MW-SF-4	10/08/03	Secor	**40,000**	-----	**4,600**	**1,900**	**990**	**5,200**	<40	**530**	-----	-----	-----	-----
MW-SF-4	02/21/08	Secor	**25,000**	-----	**4,100**	**89**	**1,200**	**2,730**	<40	**330**	-----	-----	-----	-----
MW-SF-4	04/16/08	Secor	**21,000**	-----	**4,600**	**94**	**970**	**2,920**	<100	**380**	-----	-----	-----	-----
MW-SF-4	08/14/08	Secor	**20,000**	-----	**4,200**	**43**	**1,100**	**770**	<50	**260**	-----	-----	-----	-----
MW-SF-4	10/16/08	Stantec	**17,000**	-----	**3,700**	**42**	**1,100**	**1,196**	<40	**170**	-----	-----	-----	**-----**
MW-SF-4	02/23/09	Blaine Tech	**20,000**	-----	**6,400**	**92**	**1,000**	**1,420**	<50	**950**	<500	-----	-----	**-----**
MW-SF-4	05/28/10	Blaine Tech	**17,000**	-----	**7,200**	**39**	**370**	**250**	<50	**440**	<500	**120**	<50	<50
MW-SF-4	07/14/10	Blaine Tech	**13,000**	-----	**4,400**	**37**	**450**	**360**	<50	**320**	<500	**64**	<50	<50
MW-SF-4	10/07/10	Blaine Tech	**30,000**	-----	**8,900**	<50	**940**	**770**	<100	**620**	<1,000	<100	<100	<100
MW-SF-4	01/12/11	Blaine Tech	**20,000**	-----	**8,500**	<50	**350**	**280**	<100	**350**	<1,000	**100**	<100	<100
MW-SF-4	04/13/11	Blaine Tech	**11,000**	-----	**2,600**	<15	**320**	**297**	<30	**180**	<300	<30	<30	<30
MW-SF-4	07/12/11	CH2M Hill	**15,000**	-----	**4,500**	**36**	**530**	**540**	<50	**220**	<500	<50	<50	<50
MW-SF-4	01/10/12	CH2M Hill	**22,000**	-----	**4,900**	<25	**590**	**770**	<50	**160**	<500	<50	<50	<50
MW-SF-4	04/20/12	CH2M Hill	**19,000**	**7,200**	**4,500**	**36**	**480**	**430**	<50	**460**	<500	<50	<50	<50
MW-SF-4	10/19/12	CHHL	**8,900**	**9,900**	**2,200**	**40**	**280**	**420**	<20	**160**	**410**	<20	<20	<20
MW-SF-4	01/15/13	CHHL	**13,000**	**3,700**	**5,000**	**46**	**660**	**300**	<80	**380**	<800	<80	<80	<80
MW-SF-4	10/07/16	BT for CH2MHill	<500	**4,700**	<2.5	<2.5	<2.5	<2.5	<5.0	<2.5	<50	<5.0	<5.0	<5.0
MW-SF-4	04/20/17	BT for CH2MHill	<100	**1,400 J**	**3.4**	<0.50	**0.53**	**1.2**	<1	**1.2**	<10	**5.6**	<1.0	<1.0
MW-SF-4	10/06/17	BT for CH2MHill	<200	**3,300**	<1.0	<1.0	<1.0	<1.0	<2.0	<1.0	<20	<2.0	<2.0	<2.0
MW-SF-4	04/20/18	BT for Jacobs	<50	**1,300**	<0.50	<0.50	<0.50	<0.50	<0.50	<0.50	<10	<1	<1	<1
MW-SF-4	04/19/19	BT for Jacobs	<50	**1,800**	<0.50	<0.50	<0.50	<0.50	<0.50	<0.50	<10	<1	<1	<1
MW-SF-4	10/31/19	BT for Jacobs	<50	**640**	<0.50	<0.50	<0.50	<0.50	<0.50	<0.50	<10	<1.0	<1.0	<1.0
MW-SF-4	05/12/20	BT for Jacobs	<50	**260**	**1.6**	<0.50	<0.50	<0.50	<0.50	<0.50	<10	<1.0	<1.0	<1.0
MW-SF-4	11/06/20	BT for Jacobs	<50	**160**	<0.50	<0.50	<0.50	<0.50	<0.50	<0.50	**33**	**8.9**	<1.0	<1.0
MW-SF-4	05/06/21	BT for Jacobs	<50	**230**	<0.50	<0.50	<0.50	<0.50	<0.50	<0.50	<10	**11**	<1.0	<1.0
MW-SF-4	05/13/22	BT for Jacobs	<100	**310**	<0.50	<0.50	<0.50	<0.50	<1.0	**3.1**	<10	**21**	<1.0	<1.0
MW-SF-4	11/04/22	BT for Jacobs	<100	**300**	<0.50	<0.50	<0.50	<0.50	<1.0	**3.9**	<10	**16**	<1.0	<1.0
MW-SF-5	10/08/10	Blaine Tech	**540**	-----	**110**	**1.1**	<1	<1	<2	**400**	**180**	**18**	<2	<2
MW-SF-5	04/13/11	Blaine Tech	**570**	-----	**41**	<2	<2	<2	<4	**380**	**270**	**24**	<4	<4
MW-SF-5	10/13/11	CH2M Hill	<500	-----	**6.9**	<2.5	<2.5	<2.5	<5	**240**	**100**	**11**	<5	<5
MW-SF-5	10/31/14	BT for CH2MHill	<200	**1,800**	**3.4**	**7.0**	**1.0**	**14**	<2.0	**17**	**70**	<2.0	<2.0	<2.0
MW-SF-5	04/24/15	BT for CH2MHill	<500	**1,200**	**190**	<2.5	<2.5	<2.5	<5.0	**16**	<50	<5.0	<5.0	<5.0
MW-SF-5	10/27/15	BT for CH2MHill	**270**	**370**	**13**	**0.52**	<0.50	**0.89**	<0.50	**10**	**35**	**2.0**	<2.0	<2.0
MW-SF-6	10/08/10	Blaine Tech	**59,000**	-----	**15,000**	**7,200**	**940**	**4,300**	<200	**740**	<2,000	<200	<200	<200
MW-SF-6	04/14/11	Blaine Tech	**32,000**	-----	**12,000**	**330**	**540**	**3,800**	<100	**810**	<1,000	<100	<100	<100
MW-SF-6	10/13/11	CH2M Hill	**40,000**	-----	**14,000**	**420**	**780**	**3,600**	<200	**570**	<2,000	<200	<200	<200
MW-SF-6	10/07/16	BT for CH2MHill	**8,400**	**10,000**	**430**	<5.0	**35**	**640**	<10	**53**	**390**	<10	<10	<10
MW-SF-6	04/20/17	BT for CH2MHill	**2,000**	**3,900**	**42**	<1.0	**5.8**	**37**	<2.0	**21**	**130**	**22**	<2.0	<2.0
MW-SF-6	10/06/17	BT for CH2MHill	**1,300**	**71,000**	**98**	<1.0	**32**	**53**	<2.0	**3.1**	**32**	**4.2**	<2.0	<2.0
MW-SF-6	04/20/18	BT for Jacobs	<200	**5,200**	**5.5**	<1	**1.8**	**1.5**	<2	**3.6**	**110**	**5.6**	<2	<2
MW-SF-6	11/09/18	BT for Jacobs	<200	**8,200**	**12**	<1.0	**3.1**	**4.1**	<2.0	**4.2**	**37**	**5.2**	<2.0	<2.0
MW-SF-6	04/19/19	BT for Jacobs	**200**	**6,300**	**12**	<1	**6.2**	**6.4**	<2	**2.8**	**66**	**13**	<2	<2
MW-SF-6	10/31/19	BT for Jacobs	<200	**13,000**	**2.8**	<1.0	**1.8**	**1.6**	<2.0	**1.0**	**60**	**6.6**	<2.0	<2.0
MW-SF-6	05/11/20	BT for Jacobs	<200	**3,100**	**2.8**	<1.0	<1.0	<1.0	<2.0	**3.2**	**180**	**20**	<2.0	<2.0
MW-SF-6	11/09/20	BT for Jacobs	<200	**110,000**	**5.3**	<1.0	<1.0	<1.0	<2.0	**2.7**	**130**	**28**	<2.0	<2.0
MW-SF-6	05/06/21	BT for Jacobs	<200	**61,000**	**5.7**	<1.0	**1.5**	**1.8**	<2.0	<1.0	<20	**16**	<2.0	<2.0

APPENDIX D

HISTORICAL ANALYTICAL RESULTS FOR TPH, BTEX COMPOUNDS, 1,2-DCA, AND FUEL OXYGENATES IN GROUNDWATER, NOVEMBER 1996 THROUGH NOVEMBER 2022

Defense Fuel Support Point Norwalk

15306 Norwalk Boulevard, Norwalk, California 90650

Well	Date	Sampled By	TPH-g (µg/L)	TPH-d (µg/L)	Benzene (µg/L)	Toluene (µg/L)	Ethyl-benzene (µg/L)	Xylenes (µg/L)	1,2-DCA (µg/L)	MTBE (µg/L)	TBA (µg/L)	DIPE (µg/L)	ETBE (µg/L)	TAME (µg/L)
MW-SF-6	11/04/21	BT for Jacobs	**120**	**9,000**	<0.50	<0.50	<0.50	<0.50	<0.50	**1.6**	**66**	**15**	<1.0	<1.0
MW-SF-6	05/13/22	BT for Jacobs	<200	**15,000**	**1.9**	<1.0	<1.0	<1.0	<2.0	**5.1**	**26**	**26**	<2.0	<2.0
MW-SF-6	11/04/22	BT for Jacobs	**110**	**9,500**	**0.68**	<0.50	<0.50	<0.50	<0.50	**2.7**	**12**	**14**	<1.0	<1.0
MW-SF-9	03/11/03	Geomatrix	**24,000**	-----	**3,200**	**940**	**340**	**1,040**	<25	**1,600**	-----	-----	-----	-----
MW-SF-9	08/01/03	Secor	**6,600**	-----	**980**	**72**	**140**	**430**	**17**	**2,500**	-----	-----	-----	-----
MW-SF-9	10/07/03	Secor	**5,800**	-----	**340**	**8.8**	**82**	**92**	<5	**3,200**	-----	-----	-----	-----
MW-SF-9	05/04/05	Secor	**5,700**	-----	**730**	**73**	**130**	**190**	<10	**54**	-----	-----	-----	-----
MW-SF-9	11/03/05	Secor	<500	-----	**9.4**	<2.5	<2.5	<2.5	<5	<2.5	-----	-----	-----	-----
MW-SF-9	12/08/06	Secor	<500	-----	**35**	<2.5	<2.5	**3.6**	<5	**8.7**	-----	-----	-----	-----
MW-SF-9	11/14/07	Secor	**110**	-----	<0.50	<0.50	<0.50	<0.50	<0.50	<0.50	-----	-----	-----	-----
MW-SF-9	04/16/08	Secor	**920**	-----	**200**	**1.4**	**6.3**	**3.9**	<1	**16**	-----	-----	-----	**-----**
MW-SF-9	10/21/08	Stantec	**350**	-----	**10**	<0.50	**2.3**	<0.50	<1	<0.50	-----	-----	-----	**-----**
MW-SF-9	04/23/09	Blaine Tech for AMEC	**430**	-----	**44**	<0.50	**1.2**	<0.50	<0.50	<0.50	<10	<1	<1	<1
MW-SF-9	10/22/09	Blaine Tech	**2,400**	-----	**1,300**	<10	**11**	<10	<20	**13**	<200	<20	<20	<20
MW-SF-9	05/27/10	Blaine Tech	**350**	-----	**100**	**1.3**	<1	<1	<2	<1	<20	<2	<2	<2
MW-SF-9	10/07/10	Blaine Tech	**1,100**	-----	**450**	**7.8**	**17**	<2.5	<5	<2.5	<50	<5	<5	<5
MW-SF-9	04/13/11	Blaine Tech	**310**	-----	**36**	<0.50	<0.50	**1.2**	<1	<0.50	<10	<1	<1	<1
MW-SF-9	04/19/12	CH2M Hill	**480**	**3,300**	**160**	<1	<1	<1	<2	<1	<20	**2.2**	<2	<2
MW-SF-9	06/06/13	CHHL	**2,300**	**4,500**	**680**	**25**	**52**	**190**	<10	**20**	<100	**40**	<10	<10
MW-SF-9	10/11/13	CHHL	**4,100**	**7,300**	**910**	**220**	**55**	**310**	<20	**17**	<200	<20	<20	<20
MW SF 9	04/14/16	BT for CH2MHill	**2,300**	**5,100**	**96**	**1.8**	**64**	**170**	<3	**1.7**	**130**	**3.4**	<3	<3
MW-SF-10	10/05/10	Blaine Tech	**30,000**	-----	**1,500**	**1,200**	**600**	**2,700**	<30	**31**	<300	<30	<30	<30
MW-SF-10	04/14/11	Blaine Tech	**31,000**	-----	**520**	**68**	**410**	**6,500**	<20	**21**	<200	<20	<20	<20
MW-SF-10	10/13/11	CH2M Hill	**18,000**	-----	**320**	**320**	**260**	**2,900**	<20	<10	<200	<20	<20	<20
MW-SF-11	10/05/10	Blaine Tech	**7,800**	-----	**4,000**	**210**	<15	**110**	<30	**140**	**940**	<30	<30	<30
MW-SF-11	04/29/11	Blaine Tech	**16,000**	-----	**10,000**	**60**	**95**	**140**	<100	**130**	<1,000	<100	<100	<100
MW-SF-11	10/13/11	CH2M Hill	**30,000**	-----	**14,000**	**250**	**340**	**600**	<200	<100	<2,000	<200	<200	<200
MW-SF-11	04/19/12	CH2M Hill	**15,000**	**160**	**8,100**	**130**	**110**	**480**	<100	**100**	<1,000	<100	<100	<100
MW-SF-11	10/18/12	CHHL	**77,000**	**320**	**18,000**	**420**	**2,600**	**6,500**	<200	<100	<2,000	<200	<200	<200
MW-SF-12	10/05/10	Blaine Tech	**17,000**	-----	**5,300**	**1,800**	**110**	**680**	<50	**2,200**	**880**	<50	<50	<50
MW-SF-12	04/29/11	Blaine Tech	**27,000**	-----	**5,900**	**4,400**	**340**	**3,400**	<50	**2,200**	<500	<50	<50	<50
MW-SF-12	10/13/11	CH2M Hill	**110,000**	-----	**24,000**	**18,000**	**1,000**	**6,400**	<200	**7,200**	<2,000	<200	<200	<200
MW-SF-13	10/05/10	Blaine Tech	**9,000**	-----	**2,100**	**1,000**	**83**	**520**	<20	**680**	**280**	**61**	<20	<20
MW-SF-13	04/29/11	Blaine Tech	**3,400**	-----	**1,000**	**64**	**20**	**189**	<10	**39**	**270**	**23**	<10	<10
MW-SF-13	10/14/11	CH2M Hill	**42,000**	-----	**12,000**	**5,200**	**300**	**2,200**	<200	**580**	<2,000	<200	<200	<200
MW-SF-13	10/07/16	BT for CH2MHill	**5,300**	**4,400**	<5.0	<5.0	**200**	**340**	<10	<5.0	<100	<10	<10	<10
MW-SF-13	04/20/17	BT for CH2MHill	**2,000**	**1,500**	**3.9**	**1.6**	**26**	**60**	<2	**1.9**	**36**	**4.8**	<2.0	<2.0
MW-SF-13	10/06/17	BT for CH2MHill	<100	**2,700**	**2.0**	**0.67**	<0.50	<0.50	<1.0	**0.98**	**18**	**2.6**	<1.0	<1.0
MW-SF-13	04/20/18	BT for Jacobs	<100	**1,400**	**1.3**	<0.50	<0.50	<0.50	<1	**0.55**	<10	<1	<1	<1
MW-SF-13	11/09/18	BT for Jacobs	<200	**530**	**1.2**	<1.0	<1.0	<1.0	<2.0	<1.0	<20	<2.0	<2.0	<2.0
MW-SF-13	04/19/19	BT for Jacobs	<200	**980**	<1	<1	<1	<1	<2	<1	<20	<2	<2	<2
MW-SF-13	11/01/19	BT for Jacobs	<200	**1,000**	<1.0	<1.0	<1.0	<1.0	<2.0	<1.0	<20	<2.0	<2.0	<2.0
MW-SF-13	05/12/20	BT for Jacobs	<100	**1,100**	**0.79**	<0.50	<0.50	<0.50	<1.0	**0.58**	<10	<1.0	<1.0	<1.0
MW-SF-13	11/06/20	BT for Jacobs	<50	**1,000**	<0.50	<0.50	<0.50	<0.50	<0.50	<0.50	<10	<1.0	<1.0	<1.0
MW-SF-13	05/06/21	BT for Jacobs	<100	**340**	<0.50	<0.50	<0.50	<0.50	<1.0	**0.56**	<10	<1.0	<1.0	<1.0
MW-SF-13	11/03/21	BT for Jacobs	**78**	**1,400**	<0.50	<0.50	<0.50	<0.50	<0.50	<0.50	<10	<1.0	<1.0	<1.0
MW-SF-13	05/13/22	BT for Jacobs	<200	**2,300**	<1.0	<1.0	<1.0	<1.0	<2.0	<1.0	<20	<2.0	<2.0	<2.0

APPENDIX D

HISTORICAL ANALYTICAL RESULTS FOR TPH, BTEX COMPOUNDS, 1,2-DCA, AND FUEL OXYGENATES IN GROUNDWATER, NOVEMBER 1996 THROUGH NOVEMBER 2022

Defense Fuel Support Point Norwalk

15306 Norwalk Boulevard, Norwalk, California 90650

Well	Date	Sampled By	TPH-g (µg/L)	TPH-d (µg/L)	Benzene (µg/L)	Toluene (µg/L)	Ethyl-benzene (µg/L)	Xylenes (µg/L)	1,2-DCA (µg/L)	MTBE (µg/L)	TBA (µg/L)	DIPE (µg/L)	ETBE (µg/L)	TAME (µg/L)
MW-SF-13	11/04/22	BT for Jacobs	**110**	**450**	<0.50	<0.50	<0.50	<0.50	<1.0	**1.9**	<10	**14**	<1.0	<1.0
MW-SF-14	10/08/10	Blaine Tech	**30,000**	-----	**10,000**	**300**	**900**	**1,400**	<200	**1,900**	**2,300**	<200	<200	<200
MW-SF-14	04/29/11	Blaine Tech	**18,000**	-----	**12,000**	**84**	**130**	**150**	<100	**330**	**1,800**	<100	<100	<100
MW-SF-14	10/13/11	CH2M Hill	<20,000	-----	**9,100**	**120**	<100	**660**	<200	**760**	<2,000	<200	<200	<200
MW-SF-14	04/19/12	CH2M Hill	**15,000**	**450**	**8,200**	**47**	**43**	**120**	<50	**220**	**630**	<50	<50	<50
MW-SF-14	10/18/12	CHHL	**9,800**	**200**	**5,100**	**24**	<20	**64**	<40	**58**	<400	<40	<40	<40
MW-SF-14	04/24/15	BT for CH2MHill	**510**	**3,300**	**100**	**13**	<2.5	**18**	<5.0	**21**	<50	<5.0	<5.0	<5.0
MW-SF-14	10/27/15	BT for CH2MHill	**270,000**	**440,000**	**8,700**	**18,000**	**2,800**	**19,000**	<200	**2,600**	<2,000	<200	<200	<200
MW SF 14	04/15/16	BT for CH2MHill	**370**	**17,000**	**4.7**	<0.50	<0.50	**39**	<0.50	**63**	**500**	<1.0	<1.0	<1.0
MW-SF-15	10/05/10	Blaine Tech	**8,600**	-----	**1,900**	**700**	**63**	**500**	<20	**1,000**	**9,200**	**37**	<20	<20
MW-SF-15	04/29/11	Blaine Tech	**10,000**	-----	**5,500**	**230**	**100**	**361**	<40	**1,200**	**3,400**	**62**	<40	<40
MW-SF-15	10/14/11	CH2M Hill	**35,000**	-----	**11,000**	**860**	**210**	**1,700**	<200	**780**	**2,300**	<200	<200	<200
MW-SF-15	10/07/16	BT for CH2MHill	<500	**16,000**	**7.1**	<2.5	<2.5	<2.5	<5.0	**26**	**720**	**12**	<5.0	<5.0
MW-SF-15	04/20/17	BT for CH2MHill	**190**	**550**	**2.5**	<0.50	**0.69**	<0.50	<1	**17**	**300**	**48**	<1.0	<1.0
MW-SF-15	10/06/17	BT for CH2MHill	**110**	**1,300**	**1.5**	<0.50	<0.50	<0.50	<1.0	**1.3**	**180**	**52**	<1.0	<1.0
MW-SF-15	04/20/18	BT for Jacobs	**120**	**410**	**2.1**	<0.50	<0.50	<0.50	<1	**4.6**	**1,400**	**53**	<1	<1
MW-SF-15	11/08/18	BT for Jacobs	**130**	**140**	**1.6**	<0.50	<0.50	<0.50	**0.85**	**1.9**	**220**	**55**	<1.0	<1.0
MW-SF-15	04/23/19	BT for Jacobs	**130**	**870**	**3.0**	**0.91**	**0.53**	**4.9**	<1	**1.8**	**71**	**54**	<1	<1
MW-SF-15	10/31/19	BT for Jacobs	**130**	**600**	**0.55**	<1.0	<1.0	<1.0	<2.0	**3.5**	**83**	**69**	<2.0	<2.0
MW-SF-15	05/11/20	BT for Jacobs	<100	**230**	**0.89**	<0.50	<0.50	<0.50	<1.0	**1.5**	**120**	**85**	<1.0	<1.0
MW-SF-15	11/06/20	BT for Jacobs	<100	**580**	<0.50	<0.50	<0.50	<0.50	<0.50	**0.75**	**28**	**26**	<1.0	<1.0
MW-SF-15	05/06/21	BT for Jacobs	<100	**320**	<0.50	<0.50	<0.50	<0.50	<1.0	**0.83**	<10	**15**	<1.0	<1.0
MW-SF-15	11/04/21	BT for Jacobs	<100	**440**	<0.50	<0.50	<0.50	<0.50	<1.0	**1.3**	**79**	**16**	<1.0	<1.0
MW-SF-15	05/13/22	BT for Jacobs	<200	**550**	<1.0	<1.0	<1.0	<1.0	<2.0	**4.7**	**1,200**	**95**	<2.0	<2.0
MW-SF-15	11/04/22	BT for Jacobs	<200	**370**	<1.0	<1.0	<1.0	<1.0	<2.0	**1.7**	**410**	**54**	<2.0	<2.0
MW-SF-16	10/04/10	Blaine Tech	**4,100**	-----	**1,600**	**150**	**39**	**160**	<20	**170**	**1,800**	**39**	<20	<20
MW-SF-16	04/29/11	Blaine Tech	**5,900**	-----	**2,400**	**210**	**150**	**563**	<20	**210**	**370**	**30**	<20	<20
MW-SF-16	10/14/11	CH2M Hill	**7,900**	-----	**2,900**	**130**	**140**	**380**	<50	**200**	<500	<50	<50	<50
MW-SF-16	10/31/14	BT for CH2MHill	**100,000**	**110,000**	**7,400**	**7,800**	**1,000**	**17,000**	<200	**350**	<2,000	<200	<200	<200
MW-SF-16	04/24/15	BT for CH2MHill	**30,000**	**250,000**	**1,400**	**2,300**	**570**	**4,100**	<40	**170**	<400	<40	<40	<40
MW-SF-16	10/27/15	BT for CH2MHill	**3,000**	**490**	**750**	**39**	**35**	**160**	<20	**41**	<200	**37**	<20	<20
PO-7	11/08/05	BT for Parsons	<100	-----	<0.50	<0.50	<0.50	<0.50	<0.50	<0.50	<10	<2	<2	<2
PW-1	11/27/96	Terra Services	-----	-----	<1	**2.2**	<1	**2.0**	**270**	<10	-----	-----	-----	-----
PW-1	07/15/97	Terra Services	**190**	<500	<0.50	<0.50	<0.50	<1	**180**	<5	-----	-----	-----	-----
PW-1	01/05/98	Terra Services	<100	<500	<0.50	<0.50	<0.50	<1.5	**68**	<5	-----	-----	-----	-----
PW-1	05/22/98	Terra Services	<300	-----	<0.50	<0.50	<0.50	<1	**38**	<0.50	-----	-----	-----	-----
PW-1	11/13/98	Alton Geoscience	<300	-----	<0.50	<0.50	<0.50	<0.50	**73**	**8.1**	-----	-----	-----	-----
PW-1	05/06/99	Alton Geoscience	<500	<500	<0.50	<0.50	<0.50	<0.50	**5.7**	<0.50	-----	-----	-----	-----
PW-1	11/17/99	Secor	<300	-----	<0.50	<0.50	<0.50	<0.50	**2.5**	<0.50	-----	-----	-----	-----
PW-1	05/17/00	Secor	<300	-----	<0.50	<0.50	<0.50	<0.50	**1.5**	<0.50	-----	-----	-----	-----
PW-1	11/28/00	Secor	<300	-----	<0.50	<0.50	<0.50	<0.50	**0.70**	<0.50	-----	-----	-----	-----
PW-1	05/09/01	Secor	<300	-----	<0.50	<0.50	<0.50	<0.50	**0.60**	<0.50	-----	-----	-----	-----
PW-1	11/07/01	IT Corporation	<300	-----	<0.50	<0.50	<0.50	<0.50	**1.3**	<0.50	-----	-----	-----	-----
PW-1	04/11/02	Secor	<300	-----	<0.50	<0.50	<0.50	<0.50	<0.50	<0.50	-----	-----	-----	-----
PW-1	10/23/02	Secor	<300	-----	<0.50	<0.50	<0.50	<0.50	<0.50	<0.50	-----	-----	-----	-----
PW-1	04/08/03	Secor	<50	-----	<0.50	<0.50	<0.50	<0.50	<0.50	<0.50	-----	-----	-----	-----
PW-1	10/08/03	Secor	<50	-----	<0.50	<0.50	<0.50	<0.50	<0.50	<0.50	-----	-----	-----	-----

APPENDIX D

HISTORICAL ANALYTICAL RESULTS FOR TPH, BTEX COMPOUNDS, 1,2-DCA, AND FUEL OXYGENATES IN GROUNDWATER, NOVEMBER 1996 THROUGH NOVEMBER 2022

Defense Fuel Support Point Norwalk

15306 Norwalk Boulevard, Norwalk, California 90650

Well	Date	Sampled By	TPH-g (µg/L)	TPH-d (µg/L)	Benzene (µg/L)	Toluene (µg/L)	Ethyl-benzene (µg/L)	Xylenes (µg/L)	1,2-DCA (µg/L)	MTBE (µg/L)	TBA (µg/L)	DIPE (µg/L)	ETBE (µg/L)	TAME (µg/L)
PW-1	04/21/04	Secor	<50	-----	<0.50	<0.50	<0.50	<0.50	<0.50	<0.50	-----	-----	-----	-----
PW-1	11/04/04	Secor	<50	-----	<0.50	<0.50	<0.50	<0.50	<0.50	<0.50	-----	-----	-----	-----
PW-1	05/05/05	Secor	<50	-----	<0.50	<0.50	<0.50	<0.50	**2.1**	<0.50	-----	-----	-----	-----
PW-1	05/09/06	Secor	<50	-----	<0.50	<0.50	<0.50	<0.50	<0.50	<0.50	-----	-----	-----	-----
PW-1	12/07/06	Secor	<50	-----	<0.50	<0.50	<0.50	<0.50	<0.50	<0.50	-----	-----	-----	-----
PW-1	05/05/07	Secor	<50	-----	<0.50	<0.50	<0.50	<0.50	<0.50	<0.50	-----	-----	-----	-----
PW-1	11/14/07	Secor	<50	-----	<0.50	<0.50	<0.50	<0.50	<0.50	<0.50	-----	-----	-----	-----
PW-1	04/18/08	Secor	<50	-----	<0.50	<0.50	<0.50	<0.50	<0.50	<0.50	-----	-----	-----	-----
PW-1	11/21/08	Stantec	<50	-----	<0.50	<0.50	<0.50	<0.50	<0.50	<0.50	-----	-----	-----	-----
PW-1	04/20/09	Blaine Tech for AMEC	<50	-----	<0.50	<0.50	<0.50	<0.50	<0.50	<0.50	<10	<1	<1	<1
PW-1	10/21/09	Blaine Tech	<50	-----	<0.50	<0.50	<0.50	<0.50	<0.50	<0.50	<10	<1	<1	<1
PW-1	05/26/10	Blaine Tech	<50	-----	<0.50	<0.50	<0.50	<0.50	<0.50	<0.50	<10	<1	<1	<1
PW-1	10/06/10	Blaine Tech	<50	-----	<0.50	<0.50	<0.50	<0.50	<0.50	<0.50	<10	<1	<1	<1
PW-1	04/12/11	Blaine Tech	<50	-----	<0.50	<0.50	<0.50	<0.50	<0.50	<0.50	<10	<1	<1	<1
PW-1	10/11/11	CH2M Hill	<50	-----	<0.50	<0.50	<0.50	<0.50	<0.50	<0.50	<10	<1	<1	<1
PW-1	11/07/19	SGI	<100	<100	<0.50	<0.50	<0.50	<1.5	<0.50	<1.2	<10	<2.0	<2.0	<2.0
PW-2	11/25/96	Terra Services	-----	-----	<0.50	<0.50	<0.50	<1.5	**76**	**3.3**	-----	-----	-----	-----
PW-2	07/14/97	Terra Services	**140**	<500	<0.50	<0.50	<0.50	<1	**160**	<5	-----	-----	-----	-----
PW-2	01/06/98	Terra Services	<100	<500	<0.50	<0.50	<0.50	<1.5	**82**	<5	-----	-----	-----	-----
PW-2	05/22/98	Terra Services	<300	-----	<0.50	<0.50	<0.50	<1	**37**	**0.90**	-----	-----	-----	-----
PW-2	08/25/98	Geomatrix	<300	-----	<0.50	<0.50	<0.50	<0.50	**6.8**	<0.50	-----	-----	-----	-----
PW-2	11/16/98	Alton Geoscience	<300	-----	**16**	**18**	**2.0**	**11**	**35**	**58**	-----	-----	-----	-----
PW-2	02/03/99	Alton Geoscience	<500	<500	<0.50	<0.50	<0.50	<1	**79**	**2.4**	-----	-----	-----	-----
PW-2	05/06/99	Alton Geoscience	<500	<500	<0.50	<0.50	<0.50	<0.50	**3.4**	<0.50	-----	-----	-----	-----
PW-2	08/10/99	Alton Geoscience	<500	<1,000	<0.50	<1	<1	<1	**32**	<1	-----	-----	-----	-----
PW-2	11/19/99	Secor	<300	-----	<0.50	<0.50	<0.50	<0.50	**45**	**0.70**	-----	-----	-----	-----
PW-2	02/29/00	Secor	<300	-----	<0.50	<0.50	<0.50	<0.50	**58**	<0.50	-----	-----	-----	-----
PW-2	05/16/00	Secor	<300	-----	<0.50	<0.50	<0.50	<0.50	**50**	**0.80**	-----	-----	-----	-----
PW-2	08/29/00	Secor	<300	-----	<0.50	<0.50	<0.50	<0.50	**56**	**0.60**	-----	-----	-----	-----
PW-2	11/29/00	Secor	<300	-----	<0.50	<0.50	<0.50	<0.50	**35**	**0.60**	-----	-----	-----	-----
PW-2	02/06/01	Secor	<300	-----	<0.50	<0.50	<0.50	<0.50	**28**	**0.80**	-----	-----	-----	-----
PW-2	05/08/01	Secor	<300	-----	<0.50	<0.50	<0.50	<0.50	**14**	<0.50	-----	-----	-----	-----
PW-2	09/19/01	Secor	<300	-----	<0.50	<0.50	<0.50	<0.50	**24**	<0.50	-----	-----	-----	-----
PW-2	11/06/01	Secor	<300	-----	<0.50	<0.50	<0.50	<0.50	**23**	<0.50	-----	-----	-----	-----
PW-2	01/30/02	Secor	<300	-----	<0.50	<0.50	<0.50	<0.50	<0.50	<0.50	-----	-----	-----	-----
PW-2	04/09/02	Secor	<300	-----	<0.50	<0.50	<0.50	**1.7**	**19**	<0.50	-----	-----	-----	-----
PW-2	10/24/02	Secor	<300	-----	<0.50	<0.50	<0.50	<0.50	<0.50	<0.50	-----	-----	-----	-----
PW-2	01/16/03	Geomatrix	<300	-----	-----	-----	-----	-----	-----	-----	-----	-----	-----	-----
PW-2	04/08/03	Secor	<50	-----	<0.50	<0.50	<0.50	<0.50	<0.50	<0.50	-----	-----	-----	-----
PW-2	07/07/03	Geomatrix	-----	-----	<0.50	<1	<1	<1	<0.50	<1	-----	-----	-----	-----
PW-2	10/07/03	Secor	<50	-----	<0.50	<0.50	<0.50	<0.50	**8.8**	<0.50	-----	-----	-----	-----
PW-2	04/21/04	Secor	<50	-----	<0.50	<0.50	<0.50	<0.50	**18**	**0.56**	-----	-----	-----	-----
PW-2	07/08/04	Geomatrix	<50	-----	<0.50	<0.50	<0.50	<0.50	<0.50	<0.50	-----	-----	-----	-----
PW-2	11/03/04	Secor	**83**	-----	<0.50	<0.50	<0.50	<0.50	**52**	**1.5**	-----	-----	-----	-----
PW-2	05/06/05	Secor	**110**	-----	<0.50	<0.50	<0.50	<0.50	**70**	**6.2**	-----	-----	-----	-----
PW-2	11/03/05	Secor	<50	-----	<0.50	<0.50	<0.50	<0.50	<0.50	<0.50	-----	-----	-----	-----
PW-2	05/04/06	Secor	<50	-----	<0.50	<0.50	<0.50	<0.50	<0.50	<0.50	-----	-----	-----	-----
PW-2	12/06/06	Secor	<50	-----	<0.50	<0.50	<0.50	<0.50	**6.8**	<0.50	-----	-----	-----	-----
PW-2	05/02/07	Secor	<50	-----	<0.50	<0.50	<0.50	<0.50	**0.57**	<0.50	-----	-----	-----	-----
PW-2	11/13/07	Secor	<50	-----	<0.50	<0.50	<0.50	<0.50	<0.50	<0.50	-----	-----	-----	-----
PW-2	04/17/08	Secor	<50	-----	<0.50	<0.50	<0.50	<0.50	<0.50	<0.50	-----	-----	-----	-----

APPENDIX D

HISTORICAL ANALYTICAL RESULTS FOR TPH, BTEX COMPOUNDS, 1,2-DCA, AND FUEL OXYGENATES IN GROUNDWATER, NOVEMBER 1996 THROUGH NOVEMBER 2022

Defense Fuel Support Point Norwalk

15306 Norwalk Boulevard, Norwalk, California 90650

Well	Date	Sampled By	TPH-g (µg/L)	TPH-d (µg/L)	Benzene (µg/L)	Toluene (µg/L)	Ethyl-benzene (µg/L)	Xylenes (µg/L)	1,2-DCA (µg/L)	MTBE (µg/L)	TBA (µg/L)	DIPE (µg/L)	ETBE (µg/L)	TAME (µg/L)
PW-3	11/25/96	Terra Services	-----	-----	<0.50	<0.50	<0.50	<1.5	**110**	<5	-----	-----	-----	-----
PW-3	07/14/97	Terra Services	**140**	<500	**5.9**	**2.4**	**2.9**	**8.4**	**67**	<5	-----	-----	-----	-----
PW-3	01/08/98	Terra Services	<100	<500	**1.2**	**1.1**	<0.50	<1.5	**46**	<5	-----	-----	-----	-----
PW-3	05/22/98	Terra Services	<300	-----	<0.50	<0.50	<0.50	<1	**48**	**1.6**	-----	-----	-----	-----
PW-3	08/25/98	Geomatrix	<300	-----	<0.50	<0.50	<0.50	<0.50	**35**	<0.50	-----	-----	-----	-----
PW-3	11/16/98	Alton Geoscience	<300	-----	<0.50	**4.5**	**0.60**	**3.6**	**21**	<0.50	-----	-----	-----	-----
PW-3	02/03/99	Alton Geoscience	<500	<500	<0.50	<0.50	<0.50	<1	**25**	<0.50	-----	-----	-----	-----
PW-3	05/06/99	Alton Geoscience	<500	<500	<0.50	<0.50	<0.50	<0.50	**21**	<0.50	-----	-----	-----	-----
PW-3	08/10/99	Alton Geoscience	<500	<1,000	<0.50	<1	<1	<1	**13**	<1	-----	-----	-----	-----
PW-3	11/28/00	Secor	<300	-----	<0.50	<0.50	<0.50	<0.50	**3.5**	<0.50	-----	-----	-----	-----
PW-3	05/08/01	Secor	<300	-----	<0.50	<0.50	<0.50	<0.50	**4.4**	<0.50	-----	-----	-----	-----
PW-3	09/19/01	Secor	<300	-----	<0.50	<0.50	<0.50	<0.50	**2.7**	<0.50	-----	-----	-----	-----
PW-3	11/06/01	Secor	<300	-----	<0.50	<0.50	<0.50	<0.50	**4.8**	<0.50	-----	-----	-----	-----
PW-3	01/30/02	Secor	<300	-----	<0.50	<0.50	<0.50	<0.50	<0.50	<0.50	-----	-----	-----	-----
PW-3	04/09/02	Secor	<300	-----	<0.50	<0.50	<0.50	<0.50	**3.0**	<0.50	-----	-----	-----	-----
PW-3	10/24/02	Secor	<300	-----	<0.50	<0.50	<0.50	<0.50	<0.50	<0.50	-----	-----	-----	-----
PW-3	01/16/03	Geomatrix	<300	-----	-----	-----	-----	-----	-----	-----	-----	-----	-----	-----
PW-3	04/08/03	Secor	<50	-----	<0.50	<0.50	<0.50	<0.50	**0.73**	<0.50	-----	-----	-----	-----
PW-3	07/07/03	Geomatrix	-----	-----	<0.50	<1	<1	<1	<0.50	<1	-----	-----	-----	-----
PW-3	10/07/03	Secor	<50	-----	<0.50	<0.50	<0.50	<0.50	**2.6**	<0.50	-----	-----	-----	-----
PW-3	04/21/04	Secor	<50	-----	<0.50	<0.50	<0.50	<0.50	<0.50	<0.50	-----	-----	-----	-----
PW-3	07/13/04	Geomatrix	<50	-----	<0.50	<0.50	<0.50	<0.50	<0.50	<0.50	-----	-----	-----	-----
PW-3	11/03/04	Secor	<50	-----	<0.50	<0.50	<0.50	<0.50	<0.50	<0.50	-----	-----	-----	-----
PW-3	05/06/05	Secor	<50	-----	<0.50	<0.50	<0.50	<0.50	**0.53**	<0.50	-----	-----	-----	-----
PW-3	11/03/05	Secor	<50	-----	<0.50	<0.50	<0.50	<0.50	<0.50	<0.50	-----	-----	-----	-----
PW-3	05/03/06	Secor	<50	-----	<0.50	<0.50	<0.50	<0.50	<0.50	<0.50	-----	-----	-----	-----
PW-3	12/06/06	Secor	<50	-----	<0.50	<0.50	<0.50	<0.50	**1.1**	<0.50	-----	-----	-----	-----
PW-3	05/02/07	Secor	<50	-----	<0.50	<0.50	<0.50	<0.50	<0.50	<0.50	-----	-----	-----	-----
PW-3	11/15/07	Secor	<50	-----	<0.50	<0.50	<0.50	<0.50	<0.50	<0.50	-----	-----	-----	-----
PW-3	04/17/08	Secor	<50	-----	<0.50	<0.50	<0.50	<0.50	<0.50	<0.50	-----	-----	-----	-----
PW-3	10/17/08	Stantec	<50	-----	<0.50	<0.50	<0.50	<0.50	<0.50	<0.50	-----	-----	-----	-----
PW-3	04/20/09	Blaine Tech for AMEC	<50	-----	<0.50	<0.50	<0.50	<0.50	**0.64**	<0.50	<10	<1	<1	<1
PW-3	10/21/09	Blaine Tech	<50	-----	<0.50	<0.50	<0.50	<0.50	**0.86**	<0.50	<10	<1	<1	<1
PW-3	05/26/10	Blaine Tech	<50	-----	<0.50	<0.50	<0.50	<0.50	**1.3**	<0.50	<10	<1	<1	<1
PW-3	10/06/10	Blaine Tech	<50	-----	<0.50	<0.50	<0.50	<0.50	<0.50	<0.50	<10	<1	<1	<1
PW-3	04/12/11	Blaine Tech	<50	-----	<0.50	<0.50	<0.50	<0.50	**1.4**	<0.50	<10	**1.0**	<1	<1
PW-3	10/11/11	CH2M Hill	<50	-----	<0.50	<0.50	<0.50	<0.50	<0.50	<0.50	<10	<1	<1	<1
PW-3	04/18/12	CH2M Hill	<50	<50	<0.50	<0.50	<0.50	<0.50	<0.50	<0.50	<10	<1	<1	<1
PW-3	10/17/12	CHHL	<50	<50	<0.50	<0.50	<0.50	<0.50	<0.50	<0.50	<10	<1	<1	<1
PW-3	04/10/13	CHHL	<50	<50	<0.50	<0.50	<0.50	<0.50	<0.50	<0.50	<10	<1	<1	<1
PW-3	10/09/13	CHHL	<50	<50	<0.50	<0.50	<0.50	<0.50	<0.50	<0.50	<10	<1	<1	<1
PW-3	04/15/14	CHHL	<50	<50	<0.50	<0.50	<0.50	<0.50	<0.50	<0.50	<10	<1	<1	<1
PW-3	10/29/14	BT for CH2MHill	<50	<50	<0.50	<0.50	<0.50	<0.50	<0.50	<0.50	<10	<1.0	<1.0	<1.0
PW-3	04/22/15	BT for CH2MHill	<50	<50	<0.50	<0.50	<0.50	<0.50	<0.50	<0.50	<10	<1.0	<1.0	<1.0
PW-3	10/22/15	BT for CH2MHill	<50	<50	<0.50	<0.50	<0.50	<0.50	<0.50	<0.50	<10	<1.0	<1.0	<1.0
PW 3	04/13/16	BT for CH2MHill	<50	<50	<0.50	<0.50	<0.50	<0.50	<0.50	<0.50	<10	<1.0	<1.0	<1.0
PW-3	10/05/16	BT for CH2MHill	<50	<50	<0.50	<0.50	<0.50	<0.50	<0.50	<0.50	<10	<1.0	<1.0	<1.0
PW-3	04/21/17	BT for CH2MHill	<50	<50	<0.50	<0.50	<0.50	<0.50	**0.67**	<0.50	<10	<1.0	<1.0	<1.0
PW-3	10/03/17	BT for CH2MHill	<50	<50	<0.50	<0.50	<0.50	<0.50	<0.50	<0.50	<10	<1.0	<1.0	<1.0
PW-3	04/17/18	BT for Jacobs	<50	<50	<0.50	<0.50	<0.50	<0.50	<0.50	<0.50	<10	<1	<1	<1
PW-3	11/07/18	BT for Jacobs	<50	<50	<0.50	<0.50	<0.50	<0.50	<0.50	<0.50	<10	<1.0	<1.0	<1.0

APPENDIX D

HISTORICAL ANALYTICAL RESULTS FOR TPH, BTEX COMPOUNDS, 1,2-DCA, AND FUEL OXYGENATES IN GROUNDWATER, NOVEMBER 1996 THROUGH NOVEMBER 2022

Defense Fuel Support Point Norwalk

15306 Norwalk Boulevard, Norwalk, California 90650

Well	Date	Sampled By	TPH-g (µg/L)	TPH-d (µg/L)	Benzene (µg/L)	Toluene (µg/L)	Ethyl-benzene (µg/L)	Xylenes (µg/L)	1,2-DCA (µg/L)	MTBE (µg/L)	TBA (µg/L)	DIPE (µg/L)	ETBE (µg/L)	TAME (µg/L)
PW-3	04/19/19	BT for Jacobs	<50	<50	<0.50	<0.50	<0.50	<0.50	<0.50	<0.50	<10	<1	<1	<1
PW-3	10/31/19	BT for Jacobs	<50	<50	<0.50	<0.50	<0.50	<0.50	<0.50	<0.50	<10	<1.0	<1.0	<1.0
PW-3	05/11/20	BT for Jacobs	<50	<50	<0.50	<0.50	<0.50	<0.50	<0.50	<0.50	<10	<1.0	<1.0	<1.0
PW-3	11/05/20	BT for Jacobs	<50	<50	<0.50	<0.50	<0.50	<0.50	<0.50	<0.50	<10	<1.0	<1.0	<1.0
PW-3	05/06/21	BT for Jacobs	<50	**180**	<0.50	<0.50	<0.50	<0.50	<0.50	<0.50	<10	<1.0	<1.0	<1.0
PW-3	11/02/21	BT for Jacobs	<50	<50	<0.50	<0.50	<0.50	<0.50	<0.50	<0.50	<10	<1.0	<1.0	<1.0
PW-3	05/10/22	BT for Jacobs	<50	<50	<0.50	<0.50	<0.50	<0.50	<0.50	<0.50	<10	<1.0	<1.0	<1.0
PW-3	11/01/22	BT for Jacobs	<50	<50	<0.50	<0.50	<0.50	<0.50	<0.50	<0.50	<10	<1.0	<1.0	<1.0
PZ-1	11/27/96	Terra Services	-----	-----	**79**	**16**	**140**	**49**	**15**	**610**	-----	-----	-----	-----
PZ-1	07/16/97	Terra Services	**220**	<500	<0.50	<0.50	**13**	<1	**3.0**	**480**	-----	-----	-----	-----
PZ-1	01/06/98	Terra Services	<100	<500	<0.50	<0.50	<0.50	<1.5	**1.3**	**17**	-----	-----	-----	-----
PZ-1	05/26/98	Terra Services	**400**	-----	<5	<5	<5	<10	<5	**370**	-----	-----	-----	-----
PZ-1	11/16/98	Alton Geoscience	**516**	-----	**110**	**67**	**8.0**	**38**	**7.2**	**320**	-----	-----	-----	-----
PZ-1	05/06/99	Alton Geoscience	**2,000**	<500	**500**	<2	**13**	**120**	<5	**230**	-----	-----	-----	-----
PZ-1	11/17/99	Secor	<300	-----	<2.5	<2.5	<2.5	<2.5	<2.5	**210**	-----	-----	-----	-----
PZ-1	05/17/00	Secor	**350**	-----	**51**	<2.5	**2.7**	<2.5	<2.5	**250**	-----	-----	-----	-----
PZ-1	11/29/00	Secor	**390**	-----	**79**	<2.5	<2.5	<2.5	<2.5	**260**	-----	-----	-----	-----
PZ-1	05/08/01	Secor	<300	-----	**15**	<0.50	<0.50	<0.50	<0.50	**330**	-----	-----	-----	-----
PZ-1	11/06/01	Secor	**550**	-----	**8.4**	<0.50	<0.50	**0.70**	**1.4**	**470**	-----	-----	-----	-----
PZ-1	04/09/02	Secor	<300	-----	<2.5	<2.5	<2.5	<2.5	<2.5	**270**	-----	-----	-----	-----
PZ-2	04/11/13	CHHL	**210**	**940**	**9.9**	<1	**13**	<1	<2	<1	<20	<2	<2	<2
PZ-2	10/11/13	CHHL	**400**	**580**	**9.0**	<0.50	**1.3**	**2.0**	<1	<0.50	**23**	<1	<1	<1
PZ-2	04/17/14	CHHL	**330**	**280**	**2.0**	<0.50	<0.50	**2.6**	<1	**0.60**	**25**	<1	<1	<1
PZ-2	04/23/15	BT for CH2MHill	**250**	**810**	<1.0	<1.0	**2.5**	**13**	<2.0	<1.0	**29**	<2.0	<2.0	<2.0
PZ-2	10/27/15	BT for CH2MHill	**210**	**460**	**1.2**	<0.50	**1.2**	**3.8**	<0.50	**0.56**	**42**	<1.0	<1.0	<1.0
PZ-2	10/27/15	BT for CH2MHill	**210**	**680**	**1.5**	<0.50	**1.2**	**3.6**	<0.50	**0.61**	**43**	<1.0	<1.0	<1.0
PZ 2	04/13/16	BT for CH2MHill	**2,300**	**1,300**	**110**	**20**	**120**	**390**	<2	**1.3**	<20	<2.0	<2.0	<2.0
DUP-2 (PZ 2)	04/13/16	BT for CH2MHill	**2,300**	**890**	**120**	**21**	**130**	**390**	<2	**1.3**	<20	<2.0	<2.0	<2.0
PZ-2	10/06/16	BT for CH2MHill	**410**	**550**	**3.5**	**0.84**	**8.2**	**22**	<0.50	**1.7**	**23**	<1.0	<1.0	<1.0
DUP-6 (PZ-2)	10/06/16	BT for CH2MHill	**370**	**700**	**3.1**	**0.80**	**7.0**	**20**	<0.50	**1.6**	**21**	<1.0	<1.0	<1.0
PZ-2	04/20/17	BT for CH2MHill	<50	**94**	<0.50	<0.50	<0.50	<0.50	<0.50	**0.88**	<10	<1.0	<1.0	<1.0
DUP-6 (PZ-2)	04/20/17	BT for CH2MHill	<50	**81**	<0.50	<0.50	<0.50	<0.50	<0.50	**0.80**	<10	<1.0	<1.0	<1.0
PZ-2	10/05/17	BT for CH2MHill	**120**	**440**	<0.50	<0.50	<0.50	**2.6**	<0.50	**1.1**	<10	<1.0	<1.0	<1.0
DUP-6 (PZ-2)	10/05/17	BT for CH2MHill	**330**	**500**	<0.50	<0.50	<0.50	**4.1**	<0.50	**1.0**	<10	<1.0	<1.0	<1.0
PZ-2	04/19/18	BT for Jacobs	**110**	**680**	<0.50	<0.50	<0.50	<0.50	<0.50	**2.1**	<10	<1	<1	<1
DUP (PZ-2)	04/19/18	BT for Jacobs	**85**	**560**	<0.50	<0.50	<0.50	<0.50	<0.50	**2.4**	**14**	<1	<1	<1
PZ-2	11/09/18	BT for Jacobs	<50	**200**	<0.50	<0.50	<0.50	<0.50	<0.50	**1.5**	<10	<1.0	<1.0	<1.0
DUP-6 (PZ-2)	11/09/18	BT for Jacobs	<50	**180**	<0.50	<0.50	<0.50	<0.50	<0.50	**0.79**	<10	<1.0	<1.0	<1.0
PZ-2	04/19/19	BT for Jacobs	<50	**150**	<0.50	<0.50	<0.50	<0.50	<0.50	**1.1**	<10	<1	<1	<1
DUPE (PZ-2)	04/19/19	BT for Jacobs	<50	**160**	<0.50	<0.50	<0.50	<0.50	<0.50	**1.1**	<10	<1	<1	<1
PZ-2	10/30/19	BT for Jacobs	<50	**410**	<0.50	<0.50	<0.50	<0.50	<0.50	<0.50	<10	<1.0	<1.0	<1.0
DUP-6 (PZ-2)	10/30/19	BT for Jacobs	<50	**430**	<0.50	<0.50	<0.50	<0.50	<0.50	<0.50	<10	<1.0	<1.0	<1.0
PZ-2	05/11/20	BT for Jacobs	<50	**270**	<0.50	<0.50	<0.50	<0.50	<0.50	**0.56**	<10	<1.0	<1.0	<1.0
DUP-6 (PZ-2)	05/11/20	BT for Jacobs	<50	**280**	<0.50	<0.50	<0.50	<0.50	<0.50	**0.53**	<10	<1.0	<1.0	<1.0
PZ-2	11/06/20	BT for Jacobs	<50	**320**	<0.50	<0.50	<0.50	<0.50	<0.50	**1.1**	<10	<1.0	<1.0	<1.0
DUP-4 (PZ-2)	11/06/20	BT for Jacobs	<50	**320**	<0.50	<0.50	<0.50	<0.50	<0.50	**1.4**	<10	<1.0	<1.0	<1.0
PZ-2	05/05/21	BT for Jacobs	<50	**620**	<0.50	<0.50	<0.50	<0.50	<0.50	**1.5**	<10	<1.0	<1.0	<1.0
DUP-4 (PZ-2)	05/05/21	BT for Jacobs	<50	**680**	<0.50	<0.50	<0.50	<0.50	<0.50	**1.6**	<10	<1.0	<1.0	<1.0
PZ-2	11/03/21	BT for Jacobs	**53**	**1,300**	<0.50	<0.50	<0.50	<0.50	<0.50	**2.6**	**10**	<1.0	<1.0	<1.0
DUP-4 (PZ-2)	11/03/21	BT for Jacobs	<50	**1,400**	<0.50	<0.50	<0.50	<0.50	<0.50	**2.0**	<10	<1.0	<1.0	<1.0

APPENDIX D

HISTORICAL ANALYTICAL RESULTS FOR TPH, BTEX COMPOUNDS, 1,2-DCA, AND FUEL OXYGENATES IN GROUNDWATER, NOVEMBER 1996 THROUGH NOVEMBER 2022

Defense Fuel Support Point Norwalk

15306 Norwalk Boulevard, Norwalk, California 90650

Well	Date	Sampled By	TPH-g (µg/L)	TPH-d (µg/L)	Benzene (µg/L)	Toluene (µg/L)	Ethyl-benzene (µg/L)	Xylenes (µg/L)	1,2-DCA (µg/L)	MTBE (µg/L)	TBA (µg/L)	DIPE (µg/L)	ETBE (µg/L)	TAME (µg/L)
PZ-2	05/13/22	BT for Jacobs	<100	**300**	<0.50	<0.50	<0.50	<0.50	<1.0	**1.6**	<10	<1.0	<1.0	<1.0
DUP-6 (PZ-2)	05/13/22	BT for Jacobs	<100	**270**	<0.50	<0.50	<0.50	<0.50	<1.0	**1.7**	<10	<1.0	<1.0	<1.0
PZ-2	11/04/22	BT for Jacobs	<50	**420**	<0.50	<0.50	<0.50	<0.50	<0.50	**0.90**	<10	<1.0	<1.0	<1.0
DUP-5 (PZ-2)	11/04/22	BT for Jacobs	<50	**450**	<0.50	<0.50	<0.50	<0.50	<0.50	**0.89**	<10	<1.0	<1.0	<1.0
PZ-3	04/22/04	BT for Parsons	-----	-----	**6,300**	<1,500	**4,100**	**24,000**	-----	<25,000	-----	-----	-----	-----
PZ-3	04/22/09	BT for Parsons	-----	-----	<2.5	<2.5	<2.5	<2.5	<2.5	<2.5	<50	<10	<10	<10
PZ-3	04/15/10	BT for Parsons	-----	-----	**2.2**	<0.50	<0.50	<0.50	<0.50	**0.74**	<10	<2	<2	<2
PZ-3	10/08/10	BT for Parsons	-----	-----	**0.60**	-----	-----	-----	<0.50	**0.69**	<10	-----	-----	**-----**
PZ-3	04/14/11	BT for Parsons	-----	-----	**1.3**	<0.50	<0.50	<0.50	<0.50	**0.71**	<10	<2	<2	<2
PZ-3	10/14/11	Parsons	-----	-----	<0.50	<0.50	<0.50	<0.50	<0.50	<0.50	<10	<2	<2	<2
PZ-3	04/19/12	Parsons	-----	-----	**0.68**	<0.50	<0.50	**0.26 J**	<0.50	**0.52**	**6.6 J**	<2	<2	<2
PZ-3	10/19/12	Parsons	-----	-----	**280**	<0.50	**150**	**362**	<0.50	<0.50	<10	<2	<2	<2
PZ-3	10/09/13	Parsons	**2,100**	**10,000 HD**	**53**	**0.25 J**	**44**	**95**	<0.50	**1.6**	<10	<2	<2	<2
PZ-3	04/18/14	Parsons	**5,300 HD**	**6,900 HD**	**420**	<0.50	**7.4**	**1.9**	<0.50	**1.2**	**18**	<2	<2	<2
PZ-3	11/03/14	SGI	**1,300**	**2,700**	**52**	<0.50	**1.4**	<1.5	<0.50	**3.7**	**12**	<2.0	<2.0	<2.0
PZ-3	04/22/15	SGI	**3,000**	**3,600**	**59**	<0.50	**1.2**	<1.0	<0.50	**2.8**	<10	<2.0	<2.0	<2.0
PZ-3	10/10/17	SGI	**710**	**1,500**	**28**	<1.0	<1.0	<3.0	<1.0	<2.0	<20	<4.0	<4.0	<4.0
PZ-3	04/20/18	SGI	**690**	**5,300 J**	**94**	<1.0	**1.9**	**1.0**	<1.0	**11**	<20	<4.0	<4.0	<4.0
PZ-3	11/12/18	SGI	**690**	**4,300**	**16**	<0.50	**0.50**	<1.5	<0.50	**2.3**	<10	<2.0	<2.0	<2.0
PZ-3	04/19/19	SGI	<100	**330**	<0.50	<0.50	<0.50	<1.5	<0.50	<1.0	<10	<2.0	<2.0	<2.0
PZ-3	10/31/19	SGI	**210**	**520**	<0.50	<0.50	<0.50	<1.5	<0.50	**3.1**	<10	<2.0	<2.0	<2.0
PZ-3	05/08/20	SGI	<100	**490**	<0.50	<0.50	<0.50	<1.5	<0.50	<1.2	<10	<2.0	<2.0	<2.0
PZ-3	10/26/20	SGI	<100	**470**	<0.50	<0.50	<0.50	<1.5	<0.50	**1.6**	<10	<2.0	<2.0	<2.0
PZ-3	05/07/21	SGI/Apex	<100	**2,700**	<0.50	<0.50	<0.50	<1.5	<0.50	<1.2	<10	<2.0	<2.0	<2.0
PZ-3	11/09/21	SGI/Apex	<100	**1,600**	<0.50	<0.50	<0.50	<1.5	<0.50	<1.2	<10	<2.0	<2.0	<2.0
DUP-7 (PZ-3)	11/09/21	SGI/Apex	<100	**1,100**	<0.50	<0.50	<0.50	<1.5	<0.50	<1.2	<10	<2.0	<2.0	<2.0
PZ-3	05/19/22	SGI/Apex	**910**	**11,000**	<0.50	<0.50	<0.50	<1.0	<0.50	<1.2	<10	<2.0	<2.0	<2.0
PZ-3	11/10/22	SGI/Apex	<100	**1,200**	**0.55**	<0.50	<0.50	<1.5	<0.50	<1.2	<10	<2.0	<2.0	<2.0
PZ-5	10/07/03	Secor	**6,900**	-----	**11**	<10	<10	<10	<20	**9,100**	-----	-----	-----	-----
PZ-5	05/05/05	Secor	<50	-----	**0.87**	<0.50	<0.50	<0.50	<0.50	**43**	-----	-----	-----	-----
PZ-5	11/02/05	Secor	**1,200**	-----	<2.5	<2.5	<2.5	<2.5	<5	**2,100**	-----	-----	-----	-----
PZ-5	02/28/06	Secor	**160**	-----	<0.50	<0.50	<0.50	<0.50	<1	**380**	-----	-----	-----	-----
PZ-5	05/04/06	Secor	**1,200**	-----	<2	<2	<2	<2	<4	**1,900**	-----	-----	-----	-----
PZ-5	09/19/06	Secor	**480**	-----	<1	<1	<1	<1	<2	**1,200**	-----	-----	-----	-----
PZ-5	12/07/06	Secor	**480**	-----	<1.5	<1.5	<1.5	<1.5	<3	**960**	-----	-----	-----	-----
PZ-5	03/13/07	Secor	**320**	-----	<1	<1	<1	<1	<2	**690**	-----	-----	-----	-----
PZ-5	05/04/07	Secor	**400**	-----	<0.50	<0.50	<0.50	<0.50	<1	**610**	-----	-----	-----	-----
PZ-5	08/29/07	Secor	**380**	-----	<1	<1	<1	<1	<2	**480**	-----	-----	-----	-----
PZ-5	11/15/07	Secor	**370**	-----	<0.50	<0.50	<0.50	<0.50	<1	**470**	-----	-----	-----	-----
PZ-5	02/20/08	Secor	**940**	-----	<1	<1	<1	<1	<2	**750**	-----	-----	-----	-----
PZ-5	04/15/08	Secor	**750**	-----	<1	<1	<1	<1	<2	**740**	-----	-----	-----	-----
PZ-5	08/12/08	Secor	**1,500**	-----	<2	<2	<2	<2	<4	**2,000**	-----	-----	-----	-----
PZ-5	10/16/08	Stantec	<3,000	-----	**22**	<15	<15	<15	<30	**1,900**	-----	-----	-----	**-----**
PZ-5	02/24/09	Blaine Tech	**1,000**	-----	**61**	<1	<1	<1	<2	**1,200**	**37,000**	-----	-----	**-----**
PZ-5	02/24/09	Blaine Tech	**1,200**	-----	**250**	<2	**5.7**	<2	<4	**1,200**	**35,000**	<4	<4	<4
PZ-5	04/23/09	BT for AMEC GMX	**1,200**	-----	**250**	<2	**5.7**	<2	<4	**1,200**	**35,000**	<4	<4	<4
PZ-5	07/22/09	Blaine Tech	**3,800**	-----	**2,000**	**20**	**98**	**77**	<5	**800**	**54,000**	<5	<5	<5
PZ-5	10/23/09	Blaine Tech	**2,900**	-----	**1,100**	**18**	**53**	**69**	<10	**500**	**50,000**	<10	<10	<10
PZ-5	03/16/10	Blaine Tech	**1,700**	-----	**370**	**2.1**	**33**	**9.4**	<4	**350**	**58,000**	<4	<4	<4
PZ-5	04/16/10	Blaine Tech	**1,600**	-----	**110**	<2.5	**9.7**	**4.6**	<5	**340**	**91,000**	<5	<5	<5

APPENDIX D

HISTORICAL ANALYTICAL RESULTS FOR TPH, BTEX COMPOUNDS, 1,2-DCA, AND FUEL OXYGENATES IN GROUNDWATER, NOVEMBER 1996 THROUGH NOVEMBER 2022

Defense Fuel Support Point Norwalk

15306 Norwalk Boulevard, Norwalk, California 90650

Well	Date	Sampled By	TPH-g (µg/L)	TPH-d (µg/L)	Benzene (µg/L)	Toluene (µg/L)	Ethyl-benzene (µg/L)	Xylenes (µg/L)	1,2-DCA (µg/L)	MTBE (µg/L)	TBA (µg/L)	DIPE (µg/L)	ETBE (µg/L)	TAME (µg/L)
PZ-5	05/27/10	Blaine Tech	**3,200,000 J**	-----	**1,100**	<25	**66**	<25	<50	**360**	**69,000**	<50	<50	<50
PZ-5	07/14/10	Blaine Tech	**4,600**	-----	**1,900**	<10	**180**	<10	<20	**530**	**82,000**	<20	<20	<20
PZ-5	08/12/10	Blaine Tech	**9,100**	-----	**4,400**	<5	**340**	**42**	<10	**490**	**64,000**	<10	<10	<10
PZ-5	09/20/10	Blaine Tech	**8,500**	-----	**4,200**	**2.8**	**110**	**12**	<4	**370**	**43,000**	<4	<4	<4
PZ-5	10/07/10	Blaine Tech	**6,300**	-----	**3,100**	<20	**56**	<20	<40	**150**	**40,000**	<40	<40	<40
PZ-5	11/16/10	Blaine Tech	**3,400**	-----	**1,600**	<10	**10**	**15**	<20	**130**	**20,000**	<20	<20	<20
PZ-5	12/22/10	Blaine Tech	**3,400**	-----	**1,600**	<10	<10	<10	<20	**100**	**22,000**	<20	<20	<20
PZ-5	01/12/11	Blaine Tech	<4,000	-----	**1,500**	<5	<5	<5	<10	**130**	**38,000**	<10	<10	<10
PZ-5	02/24/11	Blaine Tech	**1,400**	-----	**390**	<2	<2	**3.8**	<4	**84**	**27,000**	<4	<4	<4
PZ-5	03/23/11	Blaine Tech	**1,100**	-----	**210**	<1	<1	**2.4**	<2	**140**	**29,000**	<2	<2	<2
PZ-5	04/13/11	Blaine Tech	**830**	-----	**59**	<1	<1	<1	<2	**120**	**28,000**	<2	<2	<2
PZ-5	05/13/11	Blaine Tech	**2,000**	-----	**710**	**4.7**	**25**	**26**	<5	**140**	**34,000**	<5	<5	<5
PZ-5	06/22/11	Blaine Tech	**4,500**	-----	**960**	**9.0**	**30**	**80**	<10	**100**	**33,000**	<10	<10	<10
PZ-5	07/12/11	CH2M Hill	**3,300**	-----	**1,500**	**16**	**50**	**77**	<20	**110**	**34,000**	<20	<20	<20
PZ-5	08/19/11	CH2M Hill	**2,600**	-----	**750**	**9.0**	**63**	**45**	<10	**150**	**47,000**	<10	<10	<10
PZ-5	09/22/11	CH2M Hill	**4,700**	-----	**1,600**	**33**	**100**	**200**	<20	**200**	**64,000**	<20	<20	<20
PZ-5	10/14/11	CH2M Hill	**4,600**	-----	**1,500**	**31**	**130**	**190**	<10	**170**	**58,000**	<10	<10	<10
PZ-5	11/28/11	CH2M Hill	**4,600**	-----	**1,700**	**18**	**150**	**140**	<20	**220**	**61,000**	<20	<20	<20
PZ-5	12/21/11	CH2M Hill	**5,900**	-----	**2,200**	**57**	**160**	**390**	<20	**190**	**61,000**	<20	<20	<20
PZ-5	01/10/12	CH2M Hill	**5,400**	-----	**2,000**	**44**	**140**	**330**	<20	**200**	**38,000**	<20	<20	<20
PZ-5	02/23/12	CH2M HILL	**8,400**	-----	**3,300**	**86**	**280**	**760**	<40	**370**	**29,000**	<40	<40	<40
PZ-5	03/28/12	CH2M HILL	**4,100**	**270**	**1,800**	**20**	**100**	**170**	<20	**150**	**29,000**	<20	<20	<20
PZ-5	04/19/12	CH2M Hill	**2,900**	**260**	**1,300**	<10	**97**	**20**	<20	**140**	**58,000**	<20	<20	<20
PZ-5	05/25/12	CH2M HILL	**7,500**	**340**	**3,700**	**42**	**210**	**250**	<30	**240**	**68,000**	<30	<30	<30
PZ-5	06/15/12	CH2M HILL	**8400 J**	**440**	**4,500**	**60**	**190**	**320**	<100	**500**	**75,000**	<100	<100	<100
PZ-5	07/10/12	CHHL	**7,600**	**360**	**3,400**	**31**	**150**	**200**	<20	**700**	**66,000**	<20	<20	<20
PZ-5	08/29/12	CHHL	**4,500**	**900**	**2,300**	**17**	**110**	**66**	<20	**1,000**	**140,000**	<20	<20	<20
PZ-5	09/26/12	CHHL	**6,200**	**390**	**2,000**	**25**	**160**	**110**	<20	**1,500**	**67,000**	<20	<20	<20
PZ-5	10/18/12	CHHL	**9,900**	**520**	**3,300**	**55**	**200**	**180**	<80	**5,600**	**83,000**	<80	<80	<80
PZ-5	11/29/12	CHHL	**8,300**	**420**	**3,000**	**35**	**200**	**69**	<40	**3,200**	**97,000**	<40	<40	<40
PZ-5	12/26/12	CHHL	**5,200**	**480**	**2,600**	**18**	**160**	**55**	<5	**3,300**	**130,000**	<5	<5	<5
PZ-5	01/15/13	CHHL	**9,400**	**1,400**	**3,900**	**41**	**200**	**100**	<50	**4,800**	**100,000**	<50	<50	<50
PZ-5	02/20/13	CHHL	**12,000**	**1,400**	**5,400**	**67**	**310**	**310**	<100	**8,600**	**110,000**	<100	<100	<100
PZ-5	04/11/13	CHHL	**10,000**	**2,300**	**4,100**	**37**	**300**	**140**	<40	**4,800**	**83,000**	<40	<40	<40
PZ-5	10/11/13	CHHL	**49,000**	**6,200**	**11,000**	<100	**590**	**250**	<200	**32,000**	**210,000**	<200	<200	<200
PZ-5	04/16/14	CHHL	**250,000**	**3,700**	**70,000**	<200	**5,800**	**200**	<400	**150,000**	**2,800,000**	<400	<400	<400
PZ-5	10/30/14	BT for CH2MHill	**16,000**	**6,500**	**5,600**	<50	**410**	<0.50	<100	**440**	**110,000**	<100	<100	<100
PZ-5	10/30/14	BT for CH2MHill	**16,000**	**4,000**	**5,600**	<50	**420**	<0.50	<100	**440**	**110,000**	<100	<100	<100
PZ-5	04/23/15	BT for CH2MHill	**3,100**	**2,100**	**1,100**	<5.0	**120**	**18**	<10	**150**	**64,000**	<10	<10	<10
PZ-5	04/23/15	BT for CH2MHill	**2,700**	**2,100**	**940**	<2.5	**99**	**23**	<5.0	**140**	**63,000**	<5.0	<5.0	<5.0
PZ-5	10/26/15	BT for CH2MHill	**1,200**	**1,100**	<1.0	<1.0	<1.0	<1.0	<2.0	**29**	**46,000**	<2.0	<2.0	<2.0
PZ-5	10/26/15	BT for CH2MHill	**1,200**	**1,000**	<1.0	<1.0	<1.0	<1.0	<2.0	**31**	**39,000**	<2.0	<2.0	<2.0
PZ 5	04/14/16	BT for CH2MHill	**860**	**400**	<0.50	<0.50	<0.50	<0.50	<0.50	**7.6**	**72,000**	<1.0	<1.0	<1.0
DUP-3 (PZ 5)	04/14/16	BT for CH2MHill	**810**	**830**	<0.50	<0.50	<0.50	<0.50	<0.50	**7.6**	**66,000**	<1.0	<1.0	<1.0
PZ-5	10/06/16	BT for CH2MHill	**1,200**	**970**	<1.0	<1.0	<1.0	**1.4**	<2.0	**7.2**	**110,000**	<2.0	**2.7**	<2.0
DUP-5 (PZ-5)	10/06/16	BT for CH2MHill	**950**	**1,100**	<1.0	<1.0	<1.0	**0.86**	<2.0	**6.5**	**130,000**	<2.0	**2.5**	<2.0
PZ-5	04/21/17	BT for CH2MHill	**16,000**	**840**	**5,800**	**450**	**910**	**1,900**	<40	**770**	**47,000**	<40	<40	**44**
PZ-5	10/05/17	BT for CH2MHill	**910**	**270**	**1.7**	<1.0	**20**	**1.6**	<2.0	**23**	**30,000**	<2.0	<2.0	<2.0
DUP-5 (PZ-5)	10/05/17	BT for CH2MHill	**760**	**270**	**1.7**	<1.0	**19**	**1.9**	<2.0	**21**	**25,000**	<2.0	<2.0	<2.0
PZ-5	04/19/18	BT for Jacobs	**550**	**420**	<0.50	<0.50	<0.50	<0.50	<1	**3.6**	**97,000**	<1	<1	<1
DUP (PZ-5)	04/19/18	BT for Jacobs	**500**	**400**	<0.50	<0.50	<0.50	<0.50	<1	**3.6**	**91,000**	<1	<1	<1
PZ-5	11/09/18	BT for Jacobs	**3,100**	**470**	<1.5	<1.5	<1.5	<1.5	<3.0	**2.2**	**56,000**	<3.0	<3.0	<3.0

APPENDIX D

HISTORICAL ANALYTICAL RESULTS FOR TPH, BTEX COMPOUNDS, 1,2-DCA, AND FUEL OXYGENATES IN GROUNDWATER, NOVEMBER 1996 THROUGH NOVEMBER 2022

Defense Fuel Support Point Norwalk

15306 Norwalk Boulevard, Norwalk, California 90650

Well	Date	Sampled By	TPH-g (µg/L)	TPH-d (µg/L)	Benzene (µg/L)	Toluene (µg/L)	Ethyl-benzene (µg/L)	Xylenes (µg/L)	1,2-DCA (µg/L)	MTBE (µg/L)	TBA (µg/L)	DIPE (µg/L)	ETBE (µg/L)	TAME (µg/L)
DUP-5 (PZ-5)	11/09/18	BT for Jacobs	**2,800**	**470**	<1.5	<1.5	<1.5	<1.5	<3.0	**2.1**	**67,000**	<3.0	<3.0	<3.0
PZ-5	04/18/19	BT for Jacobs	**1,700**	**520**	**66**	<1	<1	**3.3 J**	<2	**6.2**	**150,000**	<2	**3.7**	<2
DUPE (PZ-5)	04/18/19	BT for Jacobs	**1,600**	**520**	**51**	<1	<1	**2.2 J**	<2	**6**	**150,000**	<2	**3.8**	<2
PZ-5	10/31/19	BT for Jacobs	**1,200**	**420**	<0.50	<0.50	<0.50	<0.50	<1.0	**3.4**	**47,000**	<1.0	**2.5**	<1.0
DUP-5 (PZ-5)	10/31/19	BT for Jacobs	**1,200**	**190**	**0.52**	<0.50	<0.50	<0.50	<1.0	**3.3**	**54,000**	<1.0	**2.3**	<1.0
PZ-5	05/07/20	BT for Jacobs	**700**	**650**	**2.4**	<1.0	<1.0	<1.0	<2.0	**4.0**	**100,000**	<2.0	**3.3**	<2.0
DUP-5 (PZ-5)	05/07/20	BT for Jacobs	**780**	**710**	**2.4**	<1.0	<1.0	<1.0	<2.0	**4.3**	**120,000**	<2.0	**3.8**	<2.0
PZ-5	11/06/20	BT for Jacobs	**700**	**330**	<0.50	<0.50	<0.50	**14**	<1.0	**190**	**25,000**	<1.0	<1.0	**1.0**
DUP-6 (PZ-5)	11/06/20	BT for Jacobs	**700**	**340**	<0.50	<0.50	<0.50	**15**	<1.0	**210**	**22,000**	<1.0	<1.0	**1.0**
PZ-5	05/05/21	BT for Jacobs	**270**	**300**	<0.50	**0.53**	<0.50	**11**	<1.0	**270**	**9,000**	<1.0	<1.0	<1.0
DUP-5 (PZ-5)	05/05/21	BT for Jacobs	**290**	**350**	<0.50	<0.50	<0.50	**8.7**	<1.0	**250**	**11,000**	<1.0	<1.0	<1.0
PZ-5	11/04/21	BT for Jacobs	**150**	**300**	<0.50	<0.50	<0.50	<0.50	<1.0	**2.0**	**12,000**	<1.0	<1.0	<1.0
DUP-6 (PZ-5)	11/04/21	BT for Jacobs	**160**	**280**	<0.50	<0.50	<0.50	<0.50	<1.0	**1.8**	**16,000**	<1.0	<1.0	<1.0
PZ-5	05/12/22	BT for Jacobs	**220**	**320**	<0.50	<0.50	<0.50	<0.50	<0.50	**7.4**	**17,000**	<1.0	<1.0	<1.0
DUP-5 (PZ-5)	05/12/22	BT for Jacobs	**200**	**310**	<0.50	<0.50	<0.50	<0.50	<0.50	**9.1**	**16,000**	<1.0	<1.0	<1.0
PZ-5	11/03/22	BT for Jacobs	**120**	**190**	<0.50	<0.50	<0.50	<0.50	<1.0	<0.50	**6,300**	<1.0	**1.2**	<1.0
DUP-3 (PZ-5)	11/03/22	BT for Jacobs	**110**	**190**	<0.50	<0.50	<0.50	<0.50	<1.0	<0.50	**6,200**	<1.0	**1.2**	<1.0
PZ-6	11/30/00	Secor	<300	-----	<0.50	**0.50**	<0.50	<0.50	<0.50	<0.50	-----	-----	-----	-----
PZ-6	05/08/01	Secor	<300	-----	<0.50	<0.50	<0.50	<0.50	<0.50	<0.50	-----	-----	-----	-----
PZ-6	07/08/03	Geomatrix	-----	-----	<0.50	<1	<1	<1	<0.50	<1	-----	-----	-----	-----
PZ-6	04/27/04	Geomatrix	<50	-----	<0.50	<0.50	<0.50	<0.50	<0.50	<0.50	-----	-----	-----	-----
PZ-6	07/08/04	Geomatrix	<50	-----	<0.50	<0.50	<0.50	<0.50	**0.50**	<0.50	-----	-----	-----	-----
PZ-7A	06/13/03	Secor	**340**	-----	<0.50	<0.50	<0.50	<0.50	<1	**660**	-----	-----	-----	-----
PZ-7A	09/24/03	Secor	**160**	-----	<0.50	<0.50	<0.50	<0.50	<0.50	**390**	-----	-----	-----	-----
PZ-7A	10/10/03	Geomatrix	**240**	-----	<0.50	<0.50	<0.50	<0.50	<0.50	**340**	-----	-----	-----	-----
PZ-7A	08/02/05	Secor	-----	-----	<0.50	<0.50	<0.50	<0.50	<0.50	**4.8**	-----	-----	-----	-----
PZ-7B	06/13/03	Secor	**98**	-----	<0.50	<0.50	<0.50	<0.50	**0.51**	**51**	-----	-----	-----	-----
PZ-7B	09/24/03	Secor	**61**	-----	<0.50	<0.50	<0.50	<0.50	<0.50	**67**	-----	-----	-----	-----
PZ-7B	10/10/03	Geomatrix	**90**	-----	<0.50	<0.50	<0.50	<0.50	<0.50	**2.3**	-----	-----	-----	-----
PZ-7B	08/02/05	Secor	-----	-----	<0.50	<0.50	<0.50	<0.50	<0.50	<0.50	-----	-----	-----	-----
PZ-8A	06/13/03	Secor	<50	-----	<0.50	<0.50	<0.50	<0.50	<0.50	**12**	-----	-----	-----	-----
PZ-8A	09/24/03	Secor	<50	-----	<0.50	<0.50	<0.50	<0.50	<0.50	**1.7**	-----	-----	-----	-----
PZ-8A	10/10/03	Geomatrix	<50	-----	<0.50	<0.50	<0.50	<0.50	<0.50	**2.8**	-----	-----	-----	-----
PZ-8A	08/02/05	Secor	-----	-----	<0.50	<0.50	<0.50	<0.50	<0.50	<0.50	-----	-----	-----	-----
PZ-8A	12/06/06	Secor	<50	-----	<0.50	<0.50	<0.50	<0.50	<0.50	<0.50	-----	-----	-----	-----
PZ-8B	06/13/03	Secor	<50	-----	<0.50	<0.50	<0.50	<0.50	<0.50	**31**	-----	-----	-----	-----
PZ-8B	09/24/03	Secor	**86**	-----	<0.50	<0.50	<0.50	<0.50	<0.50	**180**	-----	-----	-----	-----
PZ-8B	10/10/03	Geomatrix	**310**	-----	<0.50	<0.50	<0.50	<0.50	<1	**440**	-----	-----	-----	-----
PZ-8B	08/02/05	Secor	-----	-----	<0.50	<0.50	<0.50	<0.50	<0.50	<0.50	-----	-----	-----	-----
PZ-8B	12/06/06	Secor	<50	-----	<0.50	<0.50	<0.50	<0.50	<0.50	<0.50	-----	-----	-----	-----
PZ-9A	06/13/03	Secor	<50	-----	<0.50	<0.50	<0.50	<0.50	<0.50	<0.50	-----	-----	-----	-----
PZ-9A	09/24/03	Secor	<50	-----	<0.50	<0.50	<0.50	<0.50	<0.50	<0.50	-----	-----	-----	-----
PZ-9A	10/10/03	Geomatrix	<50	-----	<0.50	<0.50	<0.50	<0.50	<0.50	<0.50	-----	-----	-----	-----
PZ-9A	08/02/05	Secor	-----	-----	<0.50	<0.50	<0.50	<0.50	<0.50	<0.50	-----	-----	-----	-----
PZ-9B	06/13/03	Secor	**75**	-----	<0.50	<0.50	<0.50	<0.50	<0.50	**50**	-----	-----	-----	-----

APPENDIX D

HISTORICAL ANALYTICAL RESULTS FOR TPH, BTEX COMPOUNDS, 1,2-DCA, AND FUEL OXYGENATES IN GROUNDWATER, NOVEMBER 1996 THROUGH NOVEMBER 2022

Defense Fuel Support Point Norwalk

15306 Norwalk Boulevard, Norwalk, California 90650

Well	Date	Sampled By	TPH-g (µg/L)	TPH-d (µg/L)	Benzene (µg/L)	Toluene (µg/L)	Ethyl-benzene (µg/L)	Xylenes (µg/L)	1,2-DCA (µg/L)	MTBE (µg/L)	TBA (µg/L)	DIPE (µg/L)	ETBE (µg/L)	TAME (µg/L)
PZ-9B	09/24/03	Secor	<50	-----	<0.50	<0.50	<0.50	<0.50	<0.50	**7.9**	-----	-----	-----	-----
PZ-9B	10/10/03	Geomatrix	<50	-----	<0.50	<0.50	<0.50	<0.50	<0.50	**3.9**	-----	-----	-----	-----
PZ-9B	08/02/05	Secor	-----	-----	<0.50	<0.50	<0.50	<0.50	<0.50	**1.2**	-----	-----	-----	-----
PZ-10	08/01/03	Secor	**6,300**	-----	**710**	**130**	**150**	**890**	<10	**47**	-----	-----	-----	-----
PZ-10	10/07/03	Secor	**6,200**	-----	**1,000**	**21**	**230**	**600**	<10	**55**	-----	-----	-----	-----
PZ-10	01/27/04	Secor	**3,100**	-----	**560**	**5.4**	**63**	**201**	<5	**28**	-----	-----	-----	-----
PZ-10	04/22/04	Secor	**11,000**	-----	**2,100**	**29**	**470**	**1,490**	<20	**110**	-----	-----	-----	-----
PZ-10	07/19/04	Secor	**4,800**	-----	**890**	<5	**210**	**278**	<10	**45**	-----	-----	-----	-----
PZ-10	11/03/04	Secor	**4,600**	-----	**920**	**9.1**	**280**	**580**	<10	**50**	-----	-----	-----	-----
PZ-10	02/03/05	Secor	**1,000**	-----	**250**	**1.4**	**34**	**108**	<2	**42**	-----	-----	-----	-----
PZ-10	05/04/05	Secor	<50	-----	<0.50	<0.50	<0.50	<0.50	<0.50	<0.50	-----	-----	-----	-----
PZ-10	08/01/05	Secor	<50	-----	**0.71**	<0.50	<0.50	<0.50	<0.50	<0.50	-----	-----	-----	-----
PZ-10	11/02/05	Secor	<100	-----	<0.50	<0.50	<0.50	<0.50	<1	<0.50	-----	-----	-----	-----
PZ-10	02/27/06	Secor	<200	-----	<1	<1	<1	<1	<2	**6.1**	-----	-----	-----	-----
PZ-10	05/09/06	Secor	<1000	-----	**5.1**	<5	<5	<5	<10	**36**	-----	-----	-----	-----
PZ-10	09/20/06	Secor	<200	-----	<1	<1	<1	<1	<2	**3.6**	-----	-----	-----	-----
PZ-10	12/06/06	Secor	<500	-----	<2.5	<2.5	<2.5	<2.5	<5	**5.5**	-----	-----	-----	-----
PZ-10	03/13/07	Secor	<500	-----	<2.5	<2.5	<2.5	<2.5	<5	<2.5	-----	-----	-----	-----
PZ-10	05/03/07	Secor	<1000	-----	**6.1**	<5	<5	<5	<10	<5	-----	-----	-----	-----
PZ-10	08/30/07	Secor	<200	-----	<1	<1	<1	<1	<2	<1	-----	-----	-----	-----
PZ-10	11/14/07	Secor	<50	-----	<0.50	<0.50	<0.50	<0.50	<0.50	<0.50	-----	-----	-----	-----
PZ-10	02/21/08	Secor	<200	-----	**65**	<1	**3.1**	**9.4**	<2	<1	-----	-----	-----	-----
PZ-10	04/16/08	Secor	**950**	-----	**360**	**5.0**	**20**	**85**	<5	**11**	-----	-----	-----	**-----**
PZ-10	10/16/08	Stantec	<200	-----	**18**	<1	<1	<1	<2	**1.7**	-----	-----	-----	**-----**
PZ-10	04/20/09	Blaine Tech for AMEC	**560**	-----	**26**	<1	**3.2**	<1	<2	**12**	**38**	**5.2**	<2	<2
PZ-10	07/21/09	Blaine Tech	<200	-----	**1.4**	<1	<1	<1	<2	**9.6**	**55**	**3.1**	<2	<2
PZ-10	10/22/09	Blaine Tech	<200	-----	<1	<1	<1	<1	<2	**4.4**	**30**	<2	<2	<2
PZ-10	05/27/10	Blaine Tech	<100	-----	**0.92**	<0.50	<0.50	<0.50	<1	**1.4**	<10	<1	<1	<1
PZ-10	10/07/10	Blaine Tech	<100	-----	<0.50	<0.50	<0.50	<0.50	<1	<0.50	<10	<1	<1	<1
PZ-10	04/13/11	Blaine Tech	<200	-----	**2.8**	<1	<1	<1	<2	<1	<20	**2.2**	<2	<2
PZ-10	04/19/12	CH2M Hill	<200	**570**	**4.9**	<1	<1	<1	<2	<1	**39**	**3.4**	<2	<2
PZ-10	10/17/12	CHHL	<500	**970**	**32**	<2.5	<2.5	<2.5	<5	<2.5	<50	**6.4**	<5	<5
PZ-10	10/26/15	BT for CH2MHill	**340**	**1,200 HD**	<1.5	<1.5	<1.5	**6.2**	<3.0	<1.5	**140**	<3.0	<3.0	<3.0
PZ 10	04/14/16	BT for CH2MHill	<200	**240**	<1	<1	<1	<1	<2	<1	<20	<2.0	<2.0	<2.0
RTF-18-N	04/24/17	SGI	**25,000**	**5,200**	**1,700**	**6.7**	**800**	**2,500**	<5	<10	<100	<20	<20	<20
RTF-18-NNW	04/24/17	SGI	**30,000**	**6,900**	**5,000**	**16**	**1,500**	**5,200**	<5	<10	<100	<20	<20	<20
TF-8	09/18/03	BT for Parsons	-----	-----	**1.2**	<0.50	**0.77**	**2.7**	<0.50	**24**	-----	-----	-----	-----
TF-8	02/21/04	BT for Parsons	-----	-----	**3.2**	<0.50	<0.50	**1.4**	-----	**46**	-----	-----	-----	-----
TF-8	10/10/13	Parsons	<100	**490 HD**	<0.50	<0.50	<0.50	<0.50	<0.50	**0.53**	<10	<2	<2	<2
TF-8	04/18/14	Parsons	**140 HD**	**450 HD**	<0.50	<0.50	<0.50	<0.50	<0.50	**0.71**	<10	<2	<2	<2
TF-8	10/29/14	SGI	<100	**1,000**	<0.50	<0.50	<0.50	<1.5	<0.50	<2.0	<10	<2.0	<2.0	<2.0
TF-8	04/29/15	SGI	<100	**1,100**	<0.50	<0.50	<0.50	<1.0	<0.50	<2.0	<10	<2.0	<2.0	<2.0
TF-8	10/23/15	SGI	<100	**830**	<0.50	<0.50	<0.50	<1.5	<0.50	<2.0	<10	<2.0	<2.0	<2.0
TF-8	10/23/15	SGI	<100	**930**	<0.50	<0.50	<0.50	<1.5	<0.50	<2.0	<10	<2.0	<2.0	<2.0
TF 8	04/12/16	SGI	<100	**1,000**	**0.52**	<0.50	**1.2**	**4.1**	<0.50	**1.7**	<10	<2.0	<2.0	<2.0
DUP-3 (TF 8)	04/12/16	SGI	<100	**640**	<0.50	<0.50	**1.2**	**3.9**	<0.50	**1.3**	<10	<2.0	<2.0	<2.0
TF-8	10/10/16	SGI	<100	**770**	<0.50	<0.50	<0.50	<1.5	<0.50	**1.2**	<10	<2.0	<2.0	<2.0
DUP-7 (TF-8)	10/10/16	SGI	<100	**800**	<0.50	<0.50	<0.50	<1.5	<0.50	**1.3**	<10	<2.0	<2.0	<2.0

APPENDIX D

HISTORICAL ANALYTICAL RESULTS FOR TPH, BTEX COMPOUNDS, 1,2-DCA, AND FUEL OXYGENATES IN GROUNDWATER, NOVEMBER 1996 THROUGH NOVEMBER 2022

Defense Fuel Support Point Norwalk

15306 Norwalk Boulevard, Norwalk, California 90650

Well	Date	Sampled By	TPH-g (µg/L)	TPH-d (µg/L)	Benzene (µg/L)	Toluene (µg/L)	Ethyl-benzene (µg/L)	Xylenes (µg/L)	1,2-DCA (µg/L)	MTBE (µg/L)	TBA (µg/L)	DIPE (µg/L)	ETBE (µg/L)	TAME (µg/L)
TF-8	04/20/17	SGI	<100	**100**	<0.50	<0.50	<0.50	<1.5	<0.50	<1.0	<10	<2.0	<2.0	<2.0
TF-8	10/05/17	SGI	<100	**640**	<0.50	<0.50	<0.50	<1.5	<0.50	<1.0	<10	<2.0	<2.0	<2.0
TF-8	04/19/18	SGI	<100	**780**	<0.50	<0.50	<0.50	<1.5	<0.50	<1.0	<10	<2.0	<2.0	<2.0
TF-8	11/08/18	SGI	<100	**190**	<0.50	<0.50	<0.50	<1.5	<0.50	<1.0	<10	<2.0	<2.0	<2.0
TF-8	04/17/19	SGI	<100	**300**	<0.50	<0.50	<0.50	<1.5	<0.50	<1.0	<10	<2.0	<2.0	<2.0
TF-8	11/05/19	SGI	<100	**330**	<0.50	<0.50	<0.50	<1.5	<0.50	<1.2	<10	<2.0	<2.0	<2.0
TF-8	05/11/20	SGI	<100	**280**	<0.50	<0.50	<0.50	<1.5	<0.50	<1.2	<10	<2.0	<2.0	<2.0
TF-8	10/26/20	SGI	<100	**250**	<0.50	<0.50	<0.50	<1.5	<0.50	<1.2	<10	<2.0	<2.0	<2.0
TF-8	05/07/21	SGI/Apex	<100	**270**	<0.50	<0.50	<0.50	<1.5	<0.50	<1.2	<10	<2.0	<2.0	<2.0
TF-8	11/08/21	SGI/Apex	<100	**320**	<0.50	<0.50	<0.50	<1.5	<0.50	<1.2	<10	<2.0	<2.0	<2.0
TF-8	11/08/21	SGI/Apex	<100	**240**	<0.50	<0.50	<0.50	<1.5	<0.50	<1.2	<10	<2.0	<2.0	<2.0
TF-8	05/16/22	SGI/Apex	<100	**480**	<0.50	<0.50	<0.50	<1.0	<0.50	<1.2	<10	<2.0	<2.0	<2.0
TF-8	11/07/22	SGI/Apex	<100	**210**	<0.50	<0.50	<0.50	<1.5	<0.50	<1.2	<10	<2.0	<2.0	<2.0
DUP-6 (TF-8)	11/07/22	SGI/Apex	<100	**310**	<0.50	<0.50	<0.50	<1.5	<0.50	<1.2	<10	<2.0	<2.0	<2.0
TF-9	10/10/13	Parsons	**960 HD**	**2,200 HD**	**2.1**	**0.27 J**	**0.80**	**0.30**	<0.50	<0.50	**32**	<2.0	<2.0	<2.0
TF-9	04/18/14	Parsons	**3,400 HD**	**2,900 HD**	**3.6**	**0.27 J**	**3.1**	**8.1**	<0.50	<0.50	**25**	<2.0	<2.0	<2.0
TF-9	10/31/14	SGI	**1,100**	**1,300**	**6.0**	<0.50	**0.84**	**0.69**	<0.50	<2.0	**22**	<2.0	<2.0	<2.0
TF-9R	10/05/17	SGI	**1,500**	**1,500**	**36**	<0.50	**6.5**	**0.51**	<0.50	<1.0	<10	<2.0	<2.0	<2.0
DUPE-6 (TF-9R)	10/05/17	SGI	**1,500**	**1,700**	**34**	<1.0	**5.9**	<3.0	<1.0	<2.0	<20	<4.0	<4.0	<4.0
TF-9R	04/20/18	SGI	**750**	**1,700 J**	**34**	<2.5	**3.4**	<7.5	<2.5	<5.0	<50	<10	<10	<10
DUP-5 (TF-9R)	04/20/18	SGI	**720**	**1,100 J**	**34**	<2.5	**3.4**	<7.5	<2.5	<5.0	<50	<10	<10	<10
TF-9R	11/12/18	SGI	**1,500**	**2,400**	**26**	<2.0	**7.1**	<6.0	<2.0	<4.0	<40	<8.0	<8.0	<8.0
TF-9R	04/19/19	SGI	<100	**120**	<0.50	<0.50	<0.50	<1.5	<0.50	<1.0	<10	<2.0	<2.0	<2.0
TF-9R	10/31/19	SGI	<100	**100**	<0.50	<0.50	<0.50	<1.5	<0.50	<1.2	<10	<2.0	<2.0	<2.0
TF-9R	05/07/20	SGI	<100	<100	<0.50	<0.50	<0.50	<1.5	<0.50	<1.2	<10	<2.0	<2.0	<2.0
TF-9R	10/20/20	SGI	<100	**250**	<0.50	<0.50	<0.50	<1.5	<0.50	<1.2	<10	<2.0	<2.0	<2.0
TF-9R	05/07/21	SGI/Apex	<100	**900**	<0.50	<0.50	<0.50	<1.5	<0.50	<1.2	<10	<2.0	<2.0	<2.0
TF-9R	11/08/21	SGI/Apex	<100	**1,300**	<0.50	<0.50	<0.50	<1.5	<0.50	<1.2	<10	<2.0	<2.0	<2.0
TF-9R	05/19/22	SGI/Apex	<100	<100	<0.50	<0.50	<0.50	<1.0	<0.50	<1.2	<10	<2.0	<2.0	<2.0
TF-9R	11/02/22	SGI/Apex	<100	<100	<0.50	<0.50	<0.50	<1.5	<0.50	<1.2	<10	<2.0	<2.0	<2.0
TF-14	09/18/03	BT for Parsons	**-----**	**-----**	**210**	<2.5	**62**	**89**	<2.5	<2.5	**-----**	**-----**	**-----**	-----
TF-14	02/21/04	BT for Parsons	-----	-----	**370**	<1	**130**	**126**	-----	**1.2**	-----	-----	-----	-----
TF-15	05/12/20	SGI	**2,000**	**1,600**	**230**	<5.0	**51**	**21**	<5.0	<12	<100	<20	<20	<20
TF-15	10/26/20	SGI	**160**	**2,300**	**59**	<2.5	<2.5	<7.5	<2.5	<6.0	<50	<10	<10	<10
TF-15	05/12/21	SGI/Apex	**1,100**	**6,600**	**37**	<0.50	**15**	**19**	<0.50	<1.2	<10	<2.0	<2.0	<2.0
DUP-7 (TF-15)	05/12/21	SGI/Apex	**1,800**	**7,800**	**46**	**1.6**	**53**	**64**	<0.50	<1.2	<10	<2.0	<2.0	<2.0
TF-15	11/08/21	SGI/Apex	**1,200**	**18,000**	**32**	**4.2**	**33**	**22.3**	<0.50	<1.2	**10**	<2.0	<2.0	<2.0
TF-15	05/26/22	SGI/Apex	**780**	**1,900**	**12**	<0.50	**5.6**	**2.1**	<0.50	<1.2	<10	<2.0	<2.0	<2.0
TF-15	11/08/22	SGI/Apex	**2,300**	**1,400**	**3.8**	<0.50	**18**	<1.5	<0.50	<1.2	<10	<2.0	<2.0	<2.0
TF-16	04/14/03	GTI	-----	-----	**24**	**5.0**	**15**	**17**	-----	**9.5**	-----	-----	-----	-----
TF-16	09/18/03	BT for Parsons	-----	-----	**280**	**8.3**	**24**	**211**	<0.50	**9.1**	-----	-----	-----	-----
TF-16	10/11/03	BT for Parsons	-----	-----	**150**	**7.0**	**27**	**91**	-----	<25	-----	-----	-----	-----
TF-16	02/21/04	BT for Parsons	-----	-----	**120**	**2.4**	**23**	**89**	-----	**5.6**	-----	-----	-----	-----
TF-16	04/21/04	BT for Parsons	-----	-----	**200**	**30**	**40**	**320**	-----	**4.6**	-----	-----	-----	-----
TF-16	11/04/04	BT for Parsons	-----	-----	**180**	**4.0**	**20**	**320**	-----	<10	-----	-----	-----	-----
TF-16	05/06/05	BT for Parsons	-----	-----	**43**	**10**	**4.6**	**73**	-----	<25	-----	-----	-----	-----
TF-16	11/08/05	BT for Parsons	-----	-----	**25**	**0.86**	**3.4**	**20**	-----	**8.5**	-----	-----	-----	-----
TF-16	05/04/06	BT for Parsons	-----	-----	**52**	**0.89**	**10**	**49**	-----	<5	-----	-----	-----	-----

APPENDIX D

HISTORICAL ANALYTICAL RESULTS FOR TPH, BTEX COMPOUNDS, 1,2-DCA, AND FUEL OXYGENATES IN GROUNDWATER, NOVEMBER 1996 THROUGH NOVEMBER 2022

Defense Fuel Support Point Norwalk

15306 Norwalk Boulevard, Norwalk, California 90650

Well	Date	Sampled By	TPH-g (µg/L)	TPH-d (µg/L)	Benzene (µg/L)	Toluene (µg/L)	Ethyl-benzene (µg/L)	Xylenes (µg/L)	1,2-DCA (µg/L)	MTBE (µg/L)	TBA (µg/L)	DIPE (µg/L)	ETBE (µg/L)	TAME (µg/L)
TF-16	12/08/06	BT for Parsons	-----	-----	**28**	<0.50	**1.5**	**3.0**	-----	<5	-----	-----	-----	-----
TF-16	05/04/07	BT for Parsons	-----	-----	**520**	<2.5	**5.4**	**10**	-----	<25	-----	-----	-----	-----
TF-16	11/15/07	BT for Parsons	-----	-----	**450**	<0.50	<0.50	<1	-----	**9.3**	-----	-----	-----	**-----**
TF-16	04/17/08	BT for Parsons	-----	-----	**570**	**1.3**	**3.2**	**4.1**	-----	<10	-----	-----	-----	**-----**
TF-16	10/16/08	BT for Parsons	-----	-----	**330**	<2.5	<2.5	<2.5	<2.5	**6.3**	<50	<10	<10	<10
TF-16	04/24/09	BT for Parsons	-----	-----	**24**	<0.50	<0.50	<0.50	<0.50	**4.1**	**11**	<2	<2	<2
TF-16	10/26/09	BT for Parsons	-----	-----	**7.6**	<0.50	**0.34 J**	<0.50	<0.50	**3.9**	**11**	<2	<2	**0.35 J**
TF-16	04/15/10	BT for Parsons	-----	-----	**10**	<0.50	**0.38 J**	<0.50	-----	**3.5**	**8.2 J**	<2	<2	**0.42 J**
TF-16	04/15/11	BT for Parsons	-----	-----	-----	-----	-----	-----	-----	-----	-----	-----	-----	**-----**
TF-16	04/22/11	BT for Parsons	-----	-----	**40**	<0.50	**1.1**	**0.80**	<0.50	**3.4**	**11**	<2	<2	**0.39 J**
TF-16	04/19/12	Parsons	**2,100**	-----	**10**	<0.50	**0.83**	**0.67 J**	<0.50	**3.4**	**17**	<2	<2	**0.67 J**
TF-16	04/11/13	Parsons	**1,200 b**	**2,500 b**	**180**	<0.50	**1.5**	**1.08 J**	<0.50	**4.8**	**6 J**	<2	<2	<2
TF-16	10/08/13	Parsons	**860 HD**	**2,300 HD**	**170**	<0.50	**1.1**	**0.58**	<0.50	**4.2**	**8.5 J**	<2	<2	**0.64 J**
TF-16	04/17/14	Parsons	**6,000 HD**	**7,600 HD**	**740**	**3.0**	**31**	**110**	<0.50	**4.6**	**8.2 J**	<2	<2	**0.98 J**
TF-16	05/12/20	Parsons	**3,400**	**2,000**	**100**	<2.5	<2.5	<7.5	<2.5	<6.0	<50	<10	<10	<10
TF-16	10/26/20	SGI	**170**	**2,100**	**32**	<0.50	**4.3**	<3.0	<0.50	<2.4	**30**	<4.0	<4.0	<4.0
TF-16	05/12/21	SGI/Apex	**270**	**2,600**	**7.8**	<0.50	**0.61**	<1.5	<0.50	<1.2	<10	<2.0	<2.0	<2.0
TF-16	11/08/21	SGI/Apex	**1,300**	**2,500**	**1.4**	<0.50	**2.1**	<1.5	<0.50	<1.2	<10	<2.0	<2.0	<2.0
TF-16	05/26/22	SGI/Apex	**790**	**500**	<0.50	<0.50	<0.50	<1.0	<0.50	<1.2	<10	<2.0	<2.0	<2.0
DUP-7 (TF-16)	05/26/22	SGI/Apex	**810**	**750**	<0.50	<0.50	<0.50	<1.0	<0.50	<1.2	<10	<2.0	<2.0	<2.0
TF-16	11/10/22	SGI/Apex	**1,200**	**1,400**	<0.50	<0.50	**0.54**	<1.5	<0.50	<1.2	<10	<2.0	<2.0	<2.0
TF-17	10/09/13	Parsons	**18,000 HD**	**32,000 HD**	**33**	<2.5	<2.5	<2.5	<2.5	<2.5	<50	<10	<10	<10
TF-17	04/17/14	Parsons	**8,900 HD**	**14,000 HD**	**13**	<2.5	<2.5	<2.5	<2.5	**2.7**	<50	<10	<10	<10
TF-17	11/03/14	SGI	**2,900**	**7,100**	**68**	**2.3**	**48**	**228**	<0.50	**2.8**	<10	<2.0	<2.0	<2.0
TF-17R	05/12/20	SGI	**5,800**	**11,000**	**370**	<50	**590**	**1,200**	<50	<120	<1,000	<200	<200	<200
TF-17R	11/23/20	SGI	**5,700**	**3,700**	**46**	<5.0	**190**	**490**	<5.0	<12	<100	<20	<20	<20
TF-17R	05/10/21	SGI/Apex	**8,600**	**5,600**	**67**	<2.5	**260**	**590**	<2.5	<6.0	**76**	<10	<10	<10
TF-17R	11/09/21	SGI/Apex	**1,700**	**18,000**	**6.4**	<2.5	**15**	**13**	<2.5	<6.0	<50	<10	<10	<10
TF-17R	05/26/22	SGI/Apex	**2,100**	**5,200**	**13**	<2.5	**100**	**13**	<2.5	<6.0	<50	<10	<10	<10
TF-17R	11/10/22	SGI/Apex	**1,500**	**2,100**	**3.8**	<0.50	**78**	**0.57**	<0.50	<1.2	**41**	<2.0	<2.0	<2.0
TF-18	04/24/17	SGI	**54,000**	**7,300**	**320**	<5	**340**	**530**	<5.0	<10	<100	<20	<20	<20
TF-18	11/07/19	SGI	**5,600**	**9,300**	**33**	<5.0	**88**	**34**	<5.0	<12	<100	<20	<20	<20
DUP-7 (TF-18)	11/07/19	SGI	**6,300**	**8,300**	**30**	<1.0	**61**	**26.2**	<1.0	<2.4	**71**	<4.0	<4.0	<4.0
TF-18	11/23/20	SGI	**3,800**	**16,000 J**	**18**	<2.5	**4.3**	**3.0**	<2.5	<6.0	**700**	<10	<10	<10
TF-18	05/12/21	SGI/Apex	**27,000**	**21,000**	**13**	<1.0	**19**	**4.0**	<1.0	<2.4	**200**	<4.0	<4.0	<4.0
TF-18	11/09/21	SGI/Apex	**9,400**	**68,000**	**4.6**	<0.50	**0.51**	<1.5	<0.50	<1.2	**380**	<2.0	<2.0	<2.0
TF-18	05/26/22	SGI/Apex	**450**	**56,000**	<1.0	<1.0	<1.0	<2.0	<1.0	<2.4	<20	<4.0	<4.0	<4.0
TF-18	11/10/22	SGI/Apex	<100	**3,300**	**1.2**	<0.50	<0.50	<1.5	<0.50	<1.2	<10	<2.0	<2.0	<2.0
TF-19	11/06/18	SGI	**710**	**1,500**	<0.50	<0.50	**0.54**	**1.0**	<0.50	<1.0	<10	<2.0	<2.0	<2.0
TF-20R	10/10/17	SGI	**1,300**	**660**	**490**	<5.0	<5.0	<15	<5.0	<10	<100	<20	<20	<20
TF-20R	04/24/18	SGI	**900**	**540**	**290**	<5.0	<5.0	<15	<5.0	<10	<100	<20	<20	<20
DUP-7 (TF-20R)	04/24/18	SGI	**850**	**550**	**290**	<5.0	<5.0	<15	<5.0	<10	<100	<20	<20	<20
TF-20R	11/15/18	SGI	**700**	**620**	**130**	<5.0	<5.0	<15	<5.0	<10	<100	<20	<20	<20
TF-20R	04/22/19	SGI	**540**	**440**	**74**	<0.50	<0.50	**1.1**	<0.50	<1.0	<10	<2.0	<2.0	<2.0
TF-20R	11/06/19	SGI	**810**	**640**	**29**	<0.50	<0.50	<1.5	<0.50	<1.2	<10	<2.0	<2.0	<2.0
TF-20R	05/11/20	SGI	**410**	**600**	**25**	<0.50	<0.50	<1.5	<0.50	<1.2	<10	<2.0	<2.0	<2.0
TF-20R	10/28/20	SGI	**170**	**430**	<0.50	<0.50	<0.50	<1.5	<0.50	<1.2	**48**	<2.0	<2.0	<2.0
TF-20R	05/10/21	SGI/Apex	<100	**100**	<0.50	<0.50	<0.50	<1.5	<0.50	<1.2	<10	<2.0	<2.0	<2.0

APPENDIX D

HISTORICAL ANALYTICAL RESULTS FOR TPH, BTEX COMPOUNDS, 1,2-DCA, AND FUEL OXYGENATES IN GROUNDWATER, NOVEMBER 1996 THROUGH NOVEMBER 2022

Defense Fuel Support Point Norwalk

15306 Norwalk Boulevard, Norwalk, California 90650

Well	Date	Sampled By	TPH-g (µg/L)	TPH-d (µg/L)	Benzene (µg/L)	Toluene (µg/L)	Ethyl-benzene (µg/L)	Xylenes (µg/L)	1,2-DCA (µg/L)	MTBE (µg/L)	TBA (µg/L)	DIPE (µg/L)	ETBE (µg/L)	TAME (µg/L)
TF-20R	11/04/21	SGI/Apex	<100	<100	<0.50	<0.50	<0.50	<1.5	<0.50	<1.2	<10	<2.0	<2.0	<2.0
TF-20R	05/10/22	SGI/Apex	<100	<100	<0.50	<0.50	<0.50	<1.0	<0.50	<1.2	<10	<2.0	<2.0	<2.0
TF-20R	11/01/22	SGI/Apex	<100	**100**	<0.50	<0.50	<0.50	<1.5	<0.50	<1.2	<10	<2.0	<2.0	<2.0
TF-21	04/10/03	GTI	-----	-----	**267**	**1.6**	**8.1**	**9.8**	-----	<3	-----	-----	-----	-----
TF-21	09/18/03	BT for Parsons	-----	-----	**560**	<5	**5.6**	<5	<5	<5	-----	-----	-----	-----
TF-21	10/08/03	BT for Parsons	-----	-----	**390**	<0.60	**4.2**	<0.60	-----	<10	-----	-----	-----	-----
TF-21	02/21/04	BT for Parsons	-----	-----	**820**	<2.5	<2.5	<2.5	-----	**3.6**	-----	-----	-----	-----
TF-21	04/21/04	BT for Parsons	-----	-----	**550**	<1	**1.6**	<1	-----	**2.7**	-----	-----	-----	-----
TF-21	11/04/04	BT for Parsons	-----	-----	**10**	<0.30	<0.30	**1.2**	-----	<5	-----	-----	-----	-----
TF-21	05/05/05	BT for Parsons	-----	-----	**190**	**13**	**45**	**310**	-----	<100	-----	-----	-----	-----
TF-21	11/05/05	BT for Parsons	-----	-----	**140**	**0.61**	**3.7**	**39**	-----	**6.1**	-----	-----	-----	-----
TF-21	05/03/06	BT for Parsons	-----	-----	**140**	**4.3**	**3.9**	**10**	-----	**5.1**	-----	-----	-----	-----
TF-21	12/06/06	BT for Parsons	-----	-----	**44**	<0.50	<0.50	**5.0**	-----	<5	-----	-----	-----	-----
TF-21	05/04/07	BT for Parsons	-----	-----	**80**	**0.93**	**0.86**	**2.2**	-----	**7.2**	-----	-----	-----	-----
TF-21	11/16/07	BT for Parsons	-----	-----	**170**	<0.50	<0.50	<1	-----	<5	-----	-----	-----	**-----**
TF-21	04/17/08	BT for Parsons	-----	-----	**190**	<0.50	**4.4**	**2.4**	-----	<5	-----	-----	-----	**-----**
TF-21	10/15/08	BT for Parsons	-----	-----	**37**	<0.50	<0.50	<0.50	<0.50	**1.0**	**23**	<2	<2	<2
TF-21	04/24/09	BT for Parsons	-----	-----	**40**	<0.50	<0.50	<0.50	<0.50	<0.50	**18**	<2	<2	<2
TF-21	10/26/09	BT for Parsons	-----	-----	**50**	<0.50	**0.46 J**	<0.50	<0.50	**0.74**	**19**	<2	<2	<2
TF-21	04/16/10	BT for Parsons	-----	-----	**120**	**0.37 J**	**1.1**	**1.2**	---	<0.50	**15**	<2	<2	<2
TF-21	04/15/11	BT for Parsons	-----	-----	-----	-----	-----	-----	-----	-----	-----	-----	-----	**-----**
TF-21	04/22/11	BT for Parsons	-----	-----	**160**	<0.50	**1.4**	**3.1**	<0.50	**0.71**	**20**	<2	<2	<2
TF-21	04/20/12	Parsons	**1,600**	-----	**280**	**0.27 J**	**1.7**	**0.88 J**	<0.50	**0.99**	**24**	<2	<2	<2
TF-21	04/12/13	Parsons	**590 b**	**2,700**	**130**	<0.50	**0.50**	**0.24 J**	<0.50	**4.1**	**13**	<2	<2	<2
TF-21	10/08/13	Parsons	**810 HD**	**2,200 HD**	**320**	<0.50	**0.59**	**0.24**	<0.50	**7.2**	**17**	<2	<2	<2
TF-21	04/17/14	Parsons	**1,100 HD**	**2,000 HD**	**190**	**0.26 J**	**0.83**	**0.48**	<0.50	**16**	**20**	<2	<2	<2
TF-21	10/30/14	SGI	**1,500**	**1,700**	**120**	<0.50	**1.2**	**0.54**	<0.50	**2.2**	<10	<2.0	<2.0	<2.0
TF-21	04/29/15	SGI	**570**	**1,700**	**16**	<1.0	<1.0	<2.0	<1.0	<4.0	<20	<4.0	<4.0	<4.0
TF-21	10/11/16	SGI	**1,300**	**7,800**	**8.5**	<0.50	<0.50	<1.5	<0.50	<1.0	<10	<2.0	<2.0	<2.0
TF-21	04/21/17	SGI	**420**	**1,400**	**10**	<0.50	<0.50	<1.5	<0.50	<1.0	<10	<2.0	<2.0	<2.0
TF-21	10/09/17	SGI	**350**	**1,700**	**4.3**	<0.50	<0.50	<1.5	<0.50	<1.0	**18**	<2.0	<2.0	<2.0
TF-21	04/23/18	SGI	**180**	**960**	**13**	<0.50	<0.50	<1.5	<0.50	<1.0	<10	<2.0	<2.0	<2.0
TF-21	11/12/18	SGI	**370**	**1,400**	**5.8**	<0.50	<0.50	<1.5	<0.50	<1.0	<10	<2.0	<2.0	<2.0
TF-21	04/22/19	SGI	**150**	**710**	**1.5**	<0.50	<0.50	<1.5	<0.50	<1.0	<10	<2.0	<2.0	<2.0
TF-21	10/30/19	SGI	**110**	**310**	**2.1**	<0.50	<0.50	<1.5	<0.50	<1.2	<10	<2.0	<2.0	<2.0
TF-21	05/08/20	SGI	<100	**110**	<0.50	<0.50	<0.50	<1.5	<0.50	<1.2	<10	<2.0	<2.0	<2.0
TF-21	10/23/20	SGI	<100	**110**	<0.50	<0.50	<0.50	<1.5	<0.50	<1.2	<10	<2.0	<2.0	<2.0
DUP-5 (TF-21)	10/23/20	SGI	<100	**120**	<0.50	<0.50	<0.50	<1.5	<0.50	<1.2	<10	<2.0	<2.0	<2.0
TF-21	05/05/21	SGI/Apex	<100	**290**	<0.50	<0.50	<0.50	<1.5	<0.50	<1.2	<10	<2.0	<2.0	<2.0
TF-21	11/04/21	SGI/Apex	<100	**160**	<0.50	<0.50	<0.50	<1.5	<0.50	<1.2	<10	<2.0	<2.0	<2.0
TF-21	05/12/22	SGI/Apex	<100	**790**	<0.50	<0.50	<0.50	<1.0	<0.50	<1.2	<10	<2.0	<2.0	<2.0
TF-21	11/07/22	SGI/Apex	<100	**660**	<0.50	<0.50	<0.50	<1.5	<0.50	<1.2	<10	<2.0	<2.0	<2.0
TF-23	04/24/17	SGI	**410**	**2,900**	**2.2**	**0.62**	**0.90**	**2.4**	<0.50	**1.5**	**94**	<2.0	<2.0	<2.0
TF-23	04/22/19	SGI	**560**	**4,600**	<0.50	<0.50	<0.50	<1.5	<0.50	**1.0**	**92**	<2.0	<2.0	<2.0
TF-23	05/11/20	SGI	**660**	**7,400**	**73**	<0.50	<0.50	<1.5	<0.50	**17**	**270**	<2.0	<2.0	<2.0
TF-23	10/26/20	SGI	**550**	**1,900**	**1.1**	<0.50	<0.50	<1.5	<0.50	**21**	**1,300**	<2.0	<2.0	<2.0
TF-23	05/12/21	SGI/Apex	**670**	**23,000**	<2.5	<2.5	<2.5	<7.5	<2.5	**20**	**810**	<10	<10	<10
TF-23	11/09/21	SGI/Apex	**1,100**	**87,000**	<0.50	<0.50	<0.50	<1.5	<0.50	**9.2**	**540 J**	<2.0	<2.0	<2.0
TF-23	05/26/22	SGI/Apex	**160**	**780**	<0.50	<0.50	<0.50	<1.0	<0.50	<1.2	<10	<2.0	<2.0	<2.0
TF-23	11/07/22	SGI/Apex	**1,900**	**110,000**	<2.5	<2.5	<2.5	<7.5	<2.5	<6.0	<50	<10	<10	<10

APPENDIX D

HISTORICAL ANALYTICAL RESULTS FOR TPH, BTEX COMPOUNDS, 1,2-DCA, AND FUEL OXYGENATES IN GROUNDWATER, NOVEMBER 1996 THROUGH NOVEMBER 2022

Defense Fuel Support Point Norwalk

15306 Norwalk Boulevard, Norwalk, California 90650

Well	Date	Sampled By	TPH-g (µg/L)	TPH-d (µg/L)	Benzene (µg/L)	Toluene (µg/L)	Ethyl-benzene (µg/L)	Xylenes (µg/L)	1,2-DCA (µg/L)	MTBE (µg/L)	TBA (µg/L)	DIPE (µg/L)	ETBE (µg/L)	TAME (µg/L)
TF-24	10/10/13	Parsons	<100	**1,500 HD**	<0.50	<0.50	<0.50	<0.50	<0.50	**0.4 J**	<10	<2	<2	<2
TF-24	04/18/14	Parsons	<100	**730 HD**	<0.50	<0.50	<0.50	<0.50	<0.50	<0.50	<10	<2	<2	<2
TF-24	10/29/14	SGI	<100	**1,900**	<0.50	<0.50	<0.50	<1.5	<0.50	<2.0	<10	<2.0	<2.0	<2.0
TF-24	04/29/15	SGI	<100	**1,900**	<0.50	<0.50	<0.50	<1.5	<0.50	<2.0	<10	<2.0	<2.0	<2.0
TF-24	10/11/16	SGI	<100	**1,100**	<0.50	<0.50	<0.50	<1.5	<0.50	<1.0	<10	<2.0	<2.0	<2.0
TF-24	04/21/17	SGI	<100	**1,700**	<0.50	<0.50	<0.50	<1.5	<0.50	<1.0	<10	<2.0	<2.0	<2.0
TF-24	10/05/17	SGI	<100	**2,500**	<0.50	<0.50	<0.50	<1.5	<0.50	<1.0	<10	<2.0	<2.0	<2.0
TF-24	04/20/18	SGI	<100	**2,900 J**	**1.7**	<0.50	<0.50	<1.5	<0.50	<1.0	<10	<2.0	<2.0	<2.0
TF-24	11/12/18	SGI	<100	**2,800**	<0.50	<0.50	<0.50	<1.5	<0.50	<1.0	<10	<2.0	<2.0	<2.0
TF-24	04/19/19	SGI	<100	**2,800**	<0.50	<0.50	<0.50	<1.5	<0.50	<1.0	<10	<2.0	<2.0	<2.0
TF-24	11/06/19	SGI	<100	**2,600**	<0.50	<0.50	<0.50	<1.5	<0.50	<1.2	<10	<2.0	<2.0	<2.0
TF-24	05/11/20	SGI	<100	**360**	<0.50	<0.50	<0.50	<1.5	<0.50	<1.2	<10	<2.0	<2.0	<2.0
TF-24	10/23/20	SGI	<100	**4,200**	<0.50	<0.50	<0.50	<1.5	<0.50	<1.2	<10	<2.0	<2.0	<2.0
TF-24	05/12/21	SGI/Apex	<100	**750**	<0.50	<0.50	<0.50	<1.5	<0.50	<1.2	<10	<2.0	<2.0	<2.0
TF-24	11/05/21	SGI/Apex	<100	**1,400**	<0.50	<0.50	<0.50	<1.5	<0.50	<1.2	<10	<2.0	<2.0	<2.0
TF-24	05/19/22	SGI/Apex	<100	**1,200**	<0.50	<0.50	<0.50	<1.0	<0.50	<1.2	<10	<2.0	<2.0	<2.0
TF-24	11/08/22	SGI/Apex	<100	**180**	<0.50	<0.50	<0.50	<1.5	<0.50	<1.2	<10	<2.0	<2.0	<2.0
WCW-1	11/25/96	GSI	<50	<500	<0.50	<0.50	<0.50	<1.5	**0.60**	<5	-----	-----	-----	-----
WCW-1	07/15/97	Terra Services	<100	<500	<0.50	<0.50	<0.50	<1	<0.50	<5	-----	-----	-----	-----
WCW-1	01/05/98	GTI	<500	<100	<0.50	<0.50	<0.50	<1	<0.50	<0.50	-----	-----	-----	-----
WCW-1	05/23/98	Terra Services	<300	-----	<0.50	<0.50	<0.50	<1	<0.50	<0.50	-----	-----	-----	-----
WCW-1	08/25/98	Geomatrix	<300	-----	<0.50	<0.50	<0.50	<0.50	<0.50	<0.50	-----	-----	-----	-----
WCW-1	11/04/98	GTI	<300	-----	<0.50	<0.50	<0.50	<0.50	<0.50	<0.50	-----	-----	-----	-----
WCW-1	02/02/99	Alton Geoscience	<500	<500	<0.50	<0.50	<0.50	<1	<1	<0.50	-----	-----	-----	-----
WCW-1	05/06/99	Alton Geoscience	<500	<500	**2.1**	**9.8**	**0.80**	**4.4**	<1	<0.50	-----	-----	-----	-----
WCW-1	08/10/99	Alton Geoscience	<500	<1,000	<0.50	<1	<1	<1	<0.50	<1	-----	-----	-----	-----
WCW-1	11/18/99	IT Corporation	<300	-----	<0.50	<1	<0.50	<0.50	<0.50	<0.50	-----	-----	-----	-----
WCW-1	02/28/00	Secor	<300	-----	<0.50	<0.50	<0.50	<0.50	<0.50	<0.50	-----	-----	-----	-----
WCW-1	05/19/00	Secor	<300	-----	<0.50	<0.50	<0.50	<0.50	<0.50	<0.50	-----	-----	-----	-----
WCW-1	08/28/00	Secor	<300	-----	<0.50	<0.50	<0.50	<0.50	**0.50**	<0.50	-----	-----	-----	-----
WCW-1	11/30/00	IT Corporation	<300	-----	<0.50	<0.50	<0.50	<0.50	<0.50	<0.50	-----	-----	-----	-----
WCW-1	02/05/01	Secor	<300	-----	<0.50	<0.50	<0.50	<0.50	<0.50	<0.50	-----	-----	-----	-----
WCW-1	05/10/01	Secor	<300	-----	<0.50	<0.50	<0.50	<0.50	<0.50	<0.50	-----	-----	-----	-----
WCW-1	09/18/01	Secor	<300	-----	<0.50	<0.50	<0.50	<0.50	<0.50	<0.50	-----	-----	-----	-----
WCW-1	11/08/01	IT Corporation	<300	-----	<0.50	<0.50	<0.50	<0.50	<0.50	<0.50	-----	-----	-----	-----
WCW-1	01/30/02	Secor	<300	-----	<0.50	<0.50	<0.50	<0.50	<0.50	<0.50	-----	-----	-----	-----
WCW-1	04/11/02	Secor	<300	-----	<0.50	<0.50	<0.50	<0.50	<0.50	<0.50	-----	-----	-----	-----
WCW-1	10/24/02	GTI	<300	-----	<0.50	<1	<1	<1	<0.50	<1	-----	-----	-----	-----
WCW-1	10/11/03	Blaine Tech	<100	-----	<0.50	<0.50	<0.50	<0.50	<0.50	**1.5**	-----	-----	-----	-----
WCW-1	05/06/05	Secor	<50	-----	<0.50	<0.50	<0.50	<0.50	<0.50	<0.50	-----	-----	-----	-----
WCW-1	05/03/07	Secor	<50	-----	<0.50	<0.50	<0.50	<0.50	<0.50	<0.50	-----	-----	-----	-----
WCW-1	11/13/07	Blaine Tech	<100	-----	<0.50	<0.50	<0.50	<0.50	<0.50	<0.50	<10	<2	<2	<2
WCW-1	04/18/08	Secor	<50	-----	<0.50	<0.50	<0.50	<0.50	<0.50	<0.50	-----	-----	-----	-----
WCW-1	04/21/09	Blaine Tech for AMEC	<50	-----	<0.50	<0.50	<0.50	<0.50	<0.50	<0.50	<10	<1	<1	<1
WCW-1	05/25/10	Blaine Tech	<50	-----	<0.50	<0.50	<0.50	<0.50	<0.50	<0.50	<10	<1	<1	<1
WCW-1	04/11/11	Blaine Tech	<50	-----	<0.50	<0.50	<0.50	<0.50	<0.50	<0.50	<10	<1	<1	<1
WCW-1	04/17/12	CH2M Hill	<50	<50	<0.50	<0.50	<0.50	<0.50	<0.50	<0.50	<10	<1	<1	<1
WCW-2	11/25/96	GSI	<50	<500	<0.50	<0.50	<0.50	<1.5	<1.7	<5	-----	-----	-----	-----
WCW-2	07/08/97	Terra Services	<100	<500	<0.50	**3.5**	**1.4**	**7.4**	**0.57**	<5	-----	-----	-----	-----

APPENDIX D

HISTORICAL ANALYTICAL RESULTS FOR TPH, BTEX COMPOUNDS, 1,2-DCA, AND FUEL OXYGENATES IN GROUNDWATER, NOVEMBER 1996 THROUGH NOVEMBER 2022

Defense Fuel Support Point Norwalk

15306 Norwalk Boulevard, Norwalk, California 90650

Well	Date	Sampled By	TPH-g (µg/L)	TPH-d (µg/L)	Benzene (µg/L)	Toluene (µg/L)	Ethyl-benzene (µg/L)	Xylenes (µg/L)	1,2-DCA (µg/L)	MTBE (µg/L)	TBA (µg/L)	DIPE (µg/L)	ETBE (µg/L)	TAME (µg/L)
WCW-2	01/05/98	GTI	<500	<100	<0.50	<0.50	<0.50	<1	**1.0**	<0.50	-----	-----	-----	-----
WCW-2	05/19/98	Terra Services	<300	-----	<0.50	<0.50	<0.50	<1	<0.50	<0.50	-----	-----	-----	-----
WCW-2	08/25/98	Geomatrix	<300	-----	<0.50	<0.50	<0.50	<0.50	<0.50	<0.50	-----	-----	-----	-----
WCW-2	11/04/98	GTI	<300	-----	<0.50	<0.50	<0.50	<0.50	<0.50	<0.50	-----	-----	-----	-----
WCW-2	02/02/99	Alton Geoscience	<500	<500	<0.50	<0.50	<0.50	<1	<1	<0.50	-----	-----	-----	-----
WCW-2	05/06/99	Alton Geoscience	<500	<500	<0.50	**0.80**	<0.50	<0.50	<1	<0.50	-----	-----	-----	-----
WCW-2	08/10/99	Alton Geoscience	<500	<1,000	<0.50	<1	<1	<1	<0.50	<1	-----	-----	-----	-----
WCW-2	11/17/99	IT Corporation	<300	-----	<0.50	<0.50	<0.50	<0.50	<0.50	<0.50	-----	-----	-----	-----
WCW-2	02/28/00	Secor	<300	-----	<0.50	<0.50	<0.50	<0.50	**2.0**	<0.50	-----	-----	-----	-----
WCW-2	05/18/00	Secor	<300	-----	<0.50	<0.50	<0.50	<0.50	<0.50	<0.50	-----	-----	-----	-----
WCW-2	08/28/00	Secor	<300	-----	<0.50	<0.50	<0.50	<0.50	**0.60**	<0.50	-----	-----	-----	-----
WCW-2	11/30/00	IT Corporation	<300	-----	**0.60**	<0.50	<0.50	<0.50	<0.50	<0.50	-----	-----	-----	-----
WCW-2	02/05/01	Secor	<300	-----	<0.50	<0.50	<0.50	<0.50	<0.50	<0.50	-----	-----	-----	-----
WCW-2	05/09/01	Secor	<300	-----	<0.50	<0.50	<0.50	<0.50	<0.50	<0.50	-----	-----	-----	-----
WCW-2	09/18/01	Secor	<300	-----	<0.50	<0.50	<0.50	<0.50	<0.50	<0.50	-----	-----	-----	-----
WCW-2	11/08/01	IT Corporation	<300	-----	<0.50	<0.50	<0.50	<0.50	<0.50	<0.50	-----	-----	-----	-----
WCW-2	01/30/02	Secor	<300	-----	<0.50	<0.50	<0.50	<0.50	<0.50	<0.50	-----	-----	-----	-----
WCW-2	04/09/02	Secor	<300	-----	<0.50	<0.50	<0.50	<0.50	<0.50	<0.50	-----	-----	-----	-----
WCW-2	10/24/02	GTI	<300	-----	<0.50	<1	<1	<1	<0.50	<1	-----	-----	-----	-----
WCW-2	04/10/03	Secor	<50	-----	<0.50	<0.50	<0.50	<0.50	<0.50	<0.50	-----	-----	-----	-----
WCW-2	10/11/03	Blaine Tech	<100	-----	<0.50	<0.50	<0.50	<0.50	<0.50	<0.50	-----	-----	-----	**-----**
WCW-2	04/21/04	Secor	<50	-----	<0.50	<0.50	<0.50	<0.50	<0.50	<0.50	-----	-----	-----	-----
WCW-2	11/03/04	Blaine Tech	<100	-----	<0.50	<0.50	<0.50	<0.50	<0.50	<0.50	<10	<2	<2	<2
WCW-2	05/05/05	Secor	<50	-----	<0.50	<0.50	<0.50	<0.50	<0.50	<0.50	-----	-----	-----	-----
WCW-2	11/05/05	Blaine Tech	<100	-----	<0.50	<0.50	<0.50	<0.50	<0.50	<0.50	<10	<2	<2	<2
WCW-2	05/05/06	Secor	<50	-----	<0.50	<0.50	<0.50	<0.50	<0.50	<0.50	-----	-----	-----	-----
WCW-2	12/05/06	Blaine Tech	<100	-----	<0.50	<0.50	<0.50	<0.50	<0.50	<0.50	<10	<2	<2	<2
WCW-2	05/01/07	Secor	<50	-----	<0.50	<0.50	<0.50	<0.50	<0.50	<0.50	-----	-----	-----	-----
WCW-2	11/13/07	Blaine Tech	<100	-----	<0.50	<0.50	<0.50	<0.50	<0.50	<0.50	<10	<2	<2	<2
WCW-2	04/18/08	Secor	<50	-----	<0.50	<0.50	<0.50	<0.50	<0.50	<0.50	-----	-----	-----	**-----**
WCW-2	10/17/08	Blaine Tech	<100	-----	<0.50	<0.50	<0.50	<0.50	<0.50	<0.50	<10	<2	<2	<2
WCW-2	04/21/09	Blaine Tech for AMEC	<50	-----	<0.50	<0.50	<0.50	<0.50	<0.50	<0.50	<10	<1	<1	<1
WCW-2	10/26/09	Blaine Tech	<100	-----	<0.50	<0.50	<0.50	<0.50	<0.50	<0.50	<10	<2	<2	<2
WCW-2	05/24/10	Blaine Tech	<50	-----	<0.50	<0.50	<0.50	<0.50	<0.50	<0.50	<10	<1	<1	<1
WCW-2	10/07/10	Blaine Tech	<100	-----	<0.50	-----	-----	-----	<0.50	<0.50	<10	-----	-----	**-----**
WCW-2	04/11/11	Blaine Tech	<50	-----	<0.50	<0.50	<0.50	<0.50	<0.50	<0.50	<10	<1	<1	<1
WCW-2	10/13/11	Parsons	-----	-----	<0.50	<0.50	<0.50	<0.50	<0.50	<0.50	<10	<2	<2	<2
WCW-2	04/17/12	CH2M Hill	<50	<50	<0.50	<0.50	<0.50	<0.50	<0.50	<0.50	<10	<1	<1	<1
WCW-2	10/18/12	Parsons	-----	-----	<0.50	<0.50	<0.50	<0.50	<0.50	<0.50	<10	<2	<2	<2
WCW-2	04/09/13	CHHL	<50	<50	<0.50	<0.50	<0.50	<0.50	<0.50	<0.50	<10	<1	<1	<1
WCW-2	10/08/13	CHHL	<50	<50	<0.50	<0.50	<0.50	<0.50	<0.50	<0.50	<10	<1	<1	<1
WCW-2	04/15/14	CHHL	<50	<50	<0.50	<0.50	<0.50	<0.50	<0.50	<0.50	<10	<1	<1	<1
WCW-2	10/28/14	BT for CH2MHill	<50	<50	<0.50	<0.50	<0.50	<0.50	<0.50	<0.50	<10	<1.0	<1.0	<1.0
WCW-2	04/22/15	BT for CH2MHill	<50	<50	<0.50	<0.50	<0.50	<0.50	<0.50	<0.50	<10	<1.0	<1.0	<1.0
WCW-2	10/21/15	BT for CH2MHill	<50	<50	<0.50	<0.50	<0.50	<0.50	<0.50	<0.50	<10	<1.0	<1.0	<1.0
WCW 2	04/12/16	BT for CH2MHill	<50	<50	<0.50	<0.50	<0.50	<0.50	<0.50	<0.50	<10	<1.0	<1.0	<1.0
WCW-2	10/04/16	BT for CH2MHill	<50	<50	<0.50	<0.50	<0.50	<0.50	<0.50	<0.50	<10	<1.0	<1.0	<1.0
WCW-2	04/18/17	BT for CH2MHill	<50	**230**	<0.50	<0.50	<0.50	<0.50	<0.50	<0.50	<10	<1.0	<1.0	<1.0
WCW-2	10/03/17	BT for CH2MHill	<50	<50	<0.50	<0.50	<0.50	<0.50	<0.50	<0.50	<10	<1.0	<1.0	<1.0
WCW-2	04/17/18	BT for Jacobs	<50	<50	<0.50	<0.50	<0.50	<0.50	<0.50	<0.50	<10	<1	<1	<1
WCW-2	11/07/18	BT for Jacobs	<50	<50	<0.50	<0.50	<0.50	<0.50	<0.50	<0.50	<10	<1.0	<1.0	<1.0
WCW-2	04/17/19	BT for Jacobs	<50	<50	<0.50	<0.50	<0.50	<0.50	<0.50	<0.50	<10	<1	<1	<1

APPENDIX D

HISTORICAL ANALYTICAL RESULTS FOR TPH, BTEX COMPOUNDS, 1,2-DCA, AND FUEL OXYGENATES IN GROUNDWATER, NOVEMBER 1996 THROUGH NOVEMBER 2022

Defense Fuel Support Point Norwalk

15306 Norwalk Boulevard, Norwalk, California 90650

Well	Date	Sampled By	TPH-g (µg/L)	TPH-d (µg/L)	Benzene (µg/L)	Toluene (µg/L)	Ethyl-benzene (µg/L)	Xylenes (µg/L)	1,2-DCA (µg/L)	MTBE (µg/L)	TBA (µg/L)	DIPE (µg/L)	ETBE (µg/L)	TAME (µg/L)
WCW-2	10/30/19	BT for Jacobs	<50	<50	<0.50	<0.50	<0.50	<0.50	<0.50	<0.50	<10	<1.0	<1.0	<1.0
WCW-2	05/05/20	BT for Jacobs	<50	<50	<0.50	<0.50	<0.50	<0.50	<0.50	<0.50	<10	<1.0	<1.0	<1.0
WCW-2	11/03/20	BT for Jacobs	<50	<50	<0.50	<0.50	<0.50	<0.50	<0.50	<0.50	<10	<1.0	<1.0	<1.0
WCW-2	05/04/21	BT for Jacobs	<50	<50	<0.50	<0.50	<0.50	<0.50	<0.50	<0.50	<10	<1.0	<1.0	<1.0
WCW-2	11/03/21	BT for Jacobs	<50	<50	<0.50	<0.50	<0.50	<0.50	<0.50	<0.50	<10	<1.0	<1.0	<1.0
WCW-2	05/10/22	BT for Jacobs	<50	<50	<0.50	<0.50	<0.50	<0.50	<0.50	<0.50	<10	<1.0	<1.0	<1.0
WCW-2	11/02/22	BT for Jacobs	<50	<50	<0.50	<0.50	<0.50	<0.50	<0.50	<0.50	<10	<1.0	<1.0	<1.0
WCW-3	11/25/96	GSI	**120**	<500	<0.70	<0.50	<0.50	<1.5	**190**	<5	-----	-----	-----	-----
WCW-3	07/15/97	Terra Services	**100**	<500	<0.50	<0.50	<0.50	<1	**190**	<5	-----	-----	-----	-----
WCW-3	01/05/98	GTI	<500	**200**	<0.50	<0.50	<0.50	<1	**220**	<0.50	-----	-----	-----	-----
WCW-3	05/23/98	Terra Services	<300	-----	<0.50	<0.50	<0.50	<1	**201**	<0.50	-----	-----	-----	-----
WCW-3	08/26/98	Geomatrix	<300	-----	<2.5	<2.5	<2.5	<2.5	**200**	<2.5	-----	-----	-----	-----
WCW-3	11/03/98	GTI	<300	-----	<0.50	<0.50	<0.50	<0.50	**190**	<0.50	-----	-----	-----	-----
WCW-3	02/03/99	Alton Geoscience	<1000	<500	<1	<1	<1	<2	**200**	<1	-----	-----	-----	-----
WCW-3	05/06/99	Alton Geoscience	<500	<500	<0.50	**1.3**	<0.50	<0.50	<1	**1.1**	-----	-----	-----	-----
WCW-3	08/10/99	Alton Geoscience	<500	<1,000	<0.50	<1	<1	<1	**130**	**1.8**	-----	-----	-----	-----
WCW-3	11/17/99	IT Corporation	<300	-----	<0.50	<0.50	<0.50	<0.50	**100**	**3.3**	-----	-----	-----	-----
WCW-3	02/28/00	Secor	<300	-----	<0.50	<0.50	<0.50	<0.50	**100**	<0.50	-----	-----	-----	-----
WCW-3	05/18/00	Secor	<300	-----	<0.50	<0.50	<0.50	<0.50	**92**	**1.0**	-----	-----	-----	-----
WCW-3	08/28/00	Secor	<300	-----	<0.50	<0.50	<0.50	<0.50	**90**	**0.70**	-----	-----	-----	-----
WCW-3	11/30/00	IT Corporation	<300	-----	<0.50	<0.50	<0.50	<0.50	**68**	<0.50	-----	-----	-----	-----
WCW-3	02/05/01	Secor	<300	-----	<0.50	<0.50	<0.50	<0.50	**81**	<0.50	-----	-----	-----	-----
WCW-3	05/09/01	Secor	<300	-----	<0.50	<0.50	<0.50	<0.50	**63**	<0.50	-----	-----	-----	-----
WCW-3	09/19/01	Secor	<300	-----	<0.50	<0.50	<0.50	<0.50	**69**	<0.50	-----	-----	-----	-----
WCW-3	11/08/01	IT Corporation	<300	-----	<0.50	<0.50	<0.50	<0.50	**51**	<0.50	-----	-----	-----	-----
WCW-3	01/30/02	Secor	<300	-----	<0.50	<0.50	<0.50	<0.50	**34**	<0.50	-----	-----	-----	-----
WCW-3	04/09/02	Secor	<300	-----	<0.50	<0.50	<0.50	<0.50	**29**	<0.50	-----	-----	-----	-----
WCW-3	07/30/02	IT Corporation	<300	-----	<0.50	<0.50	<0.50	<0.50	**47**	**0.55**	-----	-----	-----	-----
WCW-3	10/24/02	GTI	<300	-----	<0.50	<1	<1	<1	**39**	<1	-----	-----	-----	-----
WCW-3	01/28/03	Secor	<300	-----	<0.50	<0.50	<0.50	<0.50	**44**	<0.50	-----	-----	-----	-----
WCW-3	04/10/03	Secor	<50	-----	<0.50	<0.50	<0.50	<0.50	**34**	<0.50	-----	-----	-----	-----
WCW-3	07/30/03	Secor	<50	-----	<0.50	<0.50	<0.50	<0.50	**23**	<0.50	-----	-----	-----	-----
WCW-3	10/11/03	Blaine Tech	<100	-----	<0.50	<0.50	<0.50	<0.50	**22**	<0.50	-----	-----	-----	-----
WCW-3	01/28/04	Secor	<50	-----	<0.50	<0.50	<0.50	<0.50	**43**	<0.50	-----	-----	-----	-----
WCW-3	05/10/04	Secor	<50	-----	<0.50	<0.50	<0.50	<0.50	**33**	<0.50	-----	-----	-----	-----
WCW-3	07/20/04	Secor	<50	-----	<0.50	<0.50	<0.50	<0.50	**46**	<0.50	-----	-----	-----	-----
WCW-3	11/03/04	Blaine Tech	<100	-----	<0.50	<0.50	<0.50	<0.50	**33**	<0.50	<10	<2	<2	<2
WCW-3	02/03/05	Secor	<50	-----	<0.50	<0.50	<0.50	<0.50	**39**	<0.50	-----	-----	-----	-----
WCW-3	05/05/05	Secor	<50	-----	<0.50	<0.50	<0.50	<0.50	**31**	<0.50	-----	-----	-----	-----
WCW-3	08/02/05	Secor	<50	-----	<0.50	<0.50	<0.50	<0.50	**26**	<0.50	-----	-----	-----	-----
WCW-3	11/05/05	Blaine Tech	<100	-----	<0.50	<0.50	<0.50	<0.50	**19**	<0.50	<10	<2	<2	<2
WCW-3	02/28/06	Secor	<50	-----	<0.50	<0.50	<0.50	<0.50	**8.8**	<0.50	-----	-----	-----	-----
WCW-3	05/05/06	Secor	<50	-----	<0.50	<0.50	<0.50	<0.50	**10**	<0.50	-----	-----	-----	-----
WCW-3	09/20/06	Secor	<50	-----	<0.50	<0.50	<0.50	<0.50	**16**	<0.50	-----	-----	-----	-----
WCW-3	12/05/06	Blaine Tech	<100	-----	<0.50	<0.50	<0.50	<0.50	**6.6**	<0.50	<10	<2	<2	<2
WCW-3	03/13/07	Secor	<50	-----	<0.50	<0.50	<0.50	<0.50	<0.50	<0.50	-----	-----	-----	-----
WCW-3	05/01/07	Secor	<50	-----	<0.50	<0.50	<0.50	<0.50	<0.50	<0.50	-----	-----	-----	-----
WCW-3	08/28/07	Secor	<50	-----	<0.50	<0.50	<0.50	<0.50	<0.50	<0.50	-----	-----	-----	-----
WCW-3	11/13/07	Blaine Tech	<100	-----	<0.50	<0.50	<0.50	<0.50	<0.50	<0.50	<10	<2	<2	<2
WCW-3	02/21/08	Secor	<50	-----	<0.50	<0.50	<0.50	<0.50	<0.50	<0.50	-----	-----	-----	-----
WCW-3	04/18/08	Secor	<50	-----	<0.50	<0.50	<0.50	<0.50	<0.50	<0.50	-----	-----	-----	-----

APPENDIX D

HISTORICAL ANALYTICAL RESULTS FOR TPH, BTEX COMPOUNDS, 1,2-DCA, AND FUEL OXYGENATES IN GROUNDWATER, NOVEMBER 1996 THROUGH NOVEMBER 2022

Defense Fuel Support Point Norwalk

15306 Norwalk Boulevard, Norwalk, California 90650

Well	Date	Sampled By	TPH-g (µg/L)	TPH-d (µg/L)	Benzene (µg/L)	Toluene (µg/L)	Ethyl-benzene (µg/L)	Xylenes (µg/L)	1,2-DCA (µg/L)	MTBE (µg/L)	TBA (µg/L)	DIPE (µg/L)	ETBE (µg/L)	TAME (µg/L)
WCW-3	08/13/08	Secor	<50	-----	<0.50	<0.50	<0.50	<0.50	**3.6**	<0.50	-----	-----	-----	-----
WCW-3	10/17/08	Blaine Tech	<100	-----	<0.50	<0.50	<0.50	<0.50	**1.3**	<0.50	<10	<2	<2	<2
WCW-3	02/23/09	Blaine Tech	<50	-----	<0.50	<0.50	<0.50	<0.50	<0.50	<0.50	<10	-----	-----	**-----**
WCW-3	04/21/09	Blaine Tech for AMEC	<50	-----	<0.50	<0.50	<0.50	<0.50	<0.50	<0.50	<10	<1	<1	<1
WCW-3	07/20/09	Blaine Tech	<50	-----	<0.50	<0.50	<0.50	<0.50	**1.7**	<0.50	<10	<1	<1	<1
WCW-3	10/26/09	Blaine Tech	<100	-----	<0.50	<0.50	<0.50	<0.50	**4.0**	<0.50	<10	**0.44 J**	<2	<2
WCW-3	03/15/10	Blaine Tech	<50	-----	<0.50	<0.50	<0.50	<0.50	**3.5**	<0.50	<10	<1	<1	<1
WCW-3	05/24/10	Blaine Tech	<50	-----	<0.50	<0.50	<0.50	<0.50	**2.8**	<0.50	<10	<1	<1	<1
WCW-3	07/12/10	Blaine Tech	<50	-----	<0.50	<0.50	<0.50	<0.50	**4.4**	<0.50	<10	<1	<1	<1
WCW-3	10/08/10	Blaine Tech	<50	-----	<0.50	<0.50	<0.50	<0.50	**2.8**	<0.50	<10	<1	<1	<1
WCW-3	01/11/11	Blaine Tech	<50	-----	<0.50	<0.50	<0.50	<0.50	**3.3**	<0.50	<10	<1	<1	<1
WCW-3	04/11/11	Blaine Tech	<50	-----	<0.50	<0.50	<0.50	<0.50	**4.1**	<0.50	<10	<1	<1	<1
WCW-3	07/12/11	CH2M Hill	<50	-----	<0.50	<0.50	<0.50	<0.50	**4.5**	<0.50	<10	<1	<1	<1
WCW-3	10/11/11	CH2M Hill	<50	-----	<0.50	<0.50	<0.50	<0.50	**3.4**	<0.50	<10	<1	<1	<1
WCW-3	01/09/12	CH2M Hill	<50	-----	<0.50	<0.50	<0.50	<0.50	**2.3**	<0.50	<10	<1	<1	<1
WCW-3	04/17/12	CH2M Hill	<50	<50	<0.50	<0.50	<0.50	<0.50	**3.2**	<0.50	<10	<1	<1	<1
WCW-3	07/09/12	CHHL	<50	<50	<0.50	<0.50	<0.50	<0.50	**2.2**	<0.50	<10	<1	<1	<1
WCW-3	10/16/12	CHHL	<50	<50	<0.50	<0.50	<0.50	<0.50	**1.7**	<0.50	<10	<1	<1	<1
WCW-3	01/14/13	CHHL	<50	<50	<0.50	<0.50	<0.50	<0.50	**1.2**	<0.50	<10	<1	<1	<1
WCW-3	04/09/13	CHHL	<50	<50	<0.50	<0.50	<0.50	<0.50	**4.1**	<0.50	<10	<1	<1	<1
WCW-3	10/09/13	CHHL	<50	<50	<0.50	<0.50	<0.50	<0.50	**1.1**	<0.50	<10	<1	<1	<1
WCW-3	04/15/14	CHHL	<50	<50	<0.50	<0.50	<0.50	<0.50	**0.88**	<0.50	<10	<1	<1	<1
WCW-3	10/28/14	BT for CH2MHill	<50	<50	<0.50	<0.50	<0.50	<0.50	**0.84**	<0.50	<10	<1.0	<1.0	<1.0
WCW-3	04/22/15	BT for CH2MHill	<50	<50	<0.50	<0.50	<0.50	<0.50	<0.50	<0.50	<10	<1.0	<1.0	<1.0
WCW-3	10/21/15	BT for CH2MHill	<50	<50	<0.50	<0.50	<0.50	<0.50	<0.50	<0.50	<10	<1.0	<1.0	<1.0
WCW 3	04/12/16	BT for CH2MHill	<50	<50	<0.50	<0.50	<0.50	<0.50	<0.50	<0.50	<10	<1.0	<1.0	<1.0
WCW-3	10/04/16	BT for CH2MHill	<50	<50	<0.50	<0.50	<0.50	<0.50	**0.74**	<0.50	<10	<1.0	<1.0	<1.0
WCW-3	04/18/17	BT for CH2MHill	<50	<50	<0.50	<0.50	<0.50	<0.50	<0.50	<0.50	<10	<1.0	<1.0	<1.0
WCW-3	10/03/17	BT for CH2MHill	<50	<50	<0.50	<0.50	<0.50	<0.50	**0.50**	<0.50	<10	<1.0	<1.0	<1.0
WCW-3	04/17/18	BT for Jacobs	<50	<50	<0.50	<0.50	<0.50	<0.50	<0.50	<0.50	<10	<1	<1	<1
WCW-3	11/07/18	BT for Jacobs	<50	<50	<0.50	<0.50	<0.50	<0.50	<0.50	<0.50	<10	<1.0	<1.0	<1.0
WCW-3	04/17/19	BT for Jacobs	<50	<50	<0.50	<0.50	<0.50	<0.50	<0.50	<0.50	<10	<1	<1	<1
WCW-3	10/30/19	BT for Jacobs	<50	<50	<0.50	<0.50	<0.50	<0.50	<0.50	<0.50	<10	<1.0	<1.0	<1.0
WCW-3	05/05/20	BT for Jacobs	<50	<50	<0.50	<0.50	<0.50	<0.50	<0.50	<0.50	<10	<1.0	<1.0	<1.0
WCW-3	11/03/20	BT for Jacobs	<50	<50	<0.50	<0.50	<0.50	<0.50	**1.1**	<0.50	<10	<1.0	<1.0	<1.0
WCW-3	05/04/21	BT for Jacobs	<50	<50	<0.50	<0.50	<0.50	<0.50	**1.2**	<0.50	<10	<1.0	<1.0	<1.0
WCW-3	11/03/21	BT for Jacobs	<50	<50	<0.50	<0.50	<0.50	<0.50	**1.1**	<0.50	<10	<1.0	<1.0	<1.0
WCW-3	05/10/22	BT for Jacobs	<50	<50	<0.50	<0.50	<0.50	<0.50	<0.50	<0.50	<10	<1.0	<1.0	<1.0
WCW-3	11/02/22	BT for Jacobs	<50	<50	<0.50	<0.50	<0.50	<0.50	<0.50	<0.50	<10	<1.0	<1.0	<1.0
WCW-4	11/22/96	GSI	<50	<500	<0.50	<0.50	<0.50	<1.5	<0.50	<5	-----	-----	-----	-----
WCW-4	07/08/97	Terra Services	<100	<500	**0.50**	**0.78**	<0.50	<1	<0.50	<5	-----	-----	-----	-----
WCW-4	01/05/98	GTI	<500	<100	<0.50	<0.50	<0.50	<1	<0.50	<0.50	-----	-----	-----	-----
WCW-4	05/19/98	Terra Services	<300	-----	<0.50	<0.50	<0.50	<1	<0.50	<0.50	-----	-----	-----	-----
WCW-4	11/03/98	GTI	<300	-----	<0.50	<0.50	<0.50	<0.50	<0.50	<0.50	-----	-----	-----	-----
WCW-4	05/06/99	Alton Geoscience	<500	<500	**2.1**	**7.7**	**0.62**	**3.4**	<1	<0.50	-----	-----	-----	-----
WCW-4	11/17/99	IT Corporation	<300	-----	<0.50	<0.50	<0.50	<0.50	<0.50	<0.50	-----	-----	-----	-----
WCW-4	05/18/00	Secor	<300	-----	<0.50	<0.50	<0.50	<0.50	<0.50	<0.50	-----	-----	-----	-----
WCW-4	11/30/00	IT Corporation	<300	-----	<0.50	<0.50	<0.50	<0.50	<0.50	<0.50	-----	-----	-----	-----
WCW-4	05/09/01	Secor	<300	-----	<0.50	<0.50	<0.50	<0.50	<0.50	<0.50	-----	-----	-----	-----
WCW-4	11/08/01	IT Corporation	<300	-----	<0.50	<0.50	<0.50	<0.50	<0.50	<0.50	-----	-----	-----	-----
WCW-4	04/09/02	Secor	<300	-----	<0.50	<0.50	<0.50	<0.50	<0.50	<0.50	-----	-----	-----	-----

APPENDIX D

HISTORICAL ANALYTICAL RESULTS FOR TPH, BTEX COMPOUNDS, 1,2-DCA, AND FUEL OXYGENATES IN GROUNDWATER, NOVEMBER 1996 THROUGH NOVEMBER 2022

Defense Fuel Support Point Norwalk

15306 Norwalk Boulevard, Norwalk, California 90650

Well	Date	Sampled By	TPH-g (µg/L)	TPH-d (µg/L)	Benzene (µg/L)	Toluene (µg/L)	Ethyl-benzene (µg/L)	Xylenes (µg/L)	1,2-DCA (µg/L)	MTBE (µg/L)	TBA (µg/L)	DIPE (µg/L)	ETBE (µg/L)	TAME (µg/L)
WCW-4	10/24/02	GTI	<300	-----	<0.50	<1	<1	<1	<0.50	<1	-----	-----	-----	-----
WCW-4	04/10/03	Secor	<50	-----	<0.50	<0.50	<0.50	<0.50	<0.50	<0.50	-----	-----	-----	-----
WCW-4	10/11/03	Blaine Tech	<100	-----	<0.50	<0.50	<0.50	<0.50	<0.50	<0.50	-----	-----	-----	**-----**
WCW-4	05/10/04	Secor	<50	-----	<0.50	<0.50	<0.50	<0.50	<0.50	<0.50	-----	-----	-----	-----
WCW-4	11/03/04	Blaine Tech	<100	-----	<0.50	<0.50	<0.50	<0.50	<0.50	<0.50	<10	<2	<2	<2
WCW-4	05/05/05	Secor	<50	-----	<0.50	<0.50	<0.50	<0.50	<0.50	<0.50	-----	-----	-----	-----
WCW-4	11/05/05	Blaine Tech	<100	-----	<0.50	<0.50	<0.50	<0.50	<0.50	<0.50	<10	<2	<2	<2
WCW-4	05/05/06	Secor	<50	-----	<0.50	<0.50	<0.50	<0.50	<0.50	<0.50	-----	-----	-----	-----
WCW-4	12/05/06	Blaine Tech	<100	-----	<0.50	<0.50	<0.50	<0.50	<0.50	<0.50	<10	<2	<2	<2
WCW-4	05/01/07	Secor	<50	-----	<0.50	<0.50	<0.50	<0.50	<0.50	<0.50	-----	-----	-----	-----
WCW-4	11/13/07	Blaine Tech	<100	-----	<0.50	<0.50	<0.50	<0.50	<0.50	**0.72**	<10	<2	<2	<2
WCW-4	04/18/08	Secor	<50	-----	<0.50	<0.50	<0.50	<0.50	<0.50	**0.61**	-----	-----	-----	**-----**
WCW-4	10/17/08	Blaine Tech	<100	-----	<0.50	<0.50	<0.50	<0.50	<0.50	**0.65**	<10	<2	<2	<2
WCW-4	04/21/09	Blaine Tech	<50	-----	<0.50	<0.50	<0.50	<0.50	<0.50	**0.51**	<10	<1	<1	<1
WCW-4	10/26/09	Blaine Tech	<100	-----	<0.50	<0.50	<0.50	<0.50	<0.50	**0.64**	<10	<2	<2	<2
WCW-4	05/27/10	Blaine Tech	<50	-----	<0.50	<0.50	<0.50	<0.50	<0.50	<0.50	<10	<1	<1	<1
WCW-4	10/07/10	Blaine Tech	<100	-----	<0.50	-----	-----	-----	<0.50	**0.89**	<10	-----	-----	-----
WCW-4	04/13/11	Blaine Tech	<50	-----	<0.50	<0.50	<0.50	<0.50	<0.50	0.7	<10	<1	<1	<1
WCW-4	10/14/11	Parsons	-----	-----	<0.50	<0.50	<0.50	<0.50	<0.50	0.62	<10	<2	<2	<2
WCW-4	04/18/12	CH2M Hill	<50	<50	<0.50	<0.50	<0.50	<0.50	<0.50	0.59	<10	<1	<1	<1
WCW-4	10/18/12	Parsons	---	-----	<0.50	<0.50	<0.50	<0.50	<0.50	0.53	<10	<2	<2	<2
WCW-4	04/10/13	CHHL	<50	<50	<0.50	<0.50	<0.50	<0.50	<0.50	<0.50	<10	<1	<1	<1
WCW-4	10/09/13	CHHL	<50	<50	<0.50	<0.50	<0.50	<0.50	<0.50	<0.50	<10	<1	<1	<1
WCW-4	04/15/14	CHHL	<50	<50	<0.50	<0.50	<0.50	<0.50	<0.50	<0.50	<10	<1	<1	<1
WCW-4	10/28/14	BT for CH2MHill	<50	<50	<0.50	<0.50	<0.50	<0.50	<0.50	<0.50	<10	<1.0	<1.0	<1.0
WCW-4	04/22/15	BT for CH2MHill	<50	<50	<0.50	<0.50	<0.50	<0.50	<0.50	<0.50	<10	<1.0	<1.0	<1.0
WCW-4	10/21/15	BT for CH2MHill	<50	<50	<0.50	<0.50	<0.50	<0.50	<0.50	<0.50	<10	<1.0	<1.0	<1.0
WCW 4	04/14/16	BT for CH2MHill	<50	<100	<0.50	<0.50	<0.50	<0.50	<0.50	<0.50	<10	<1.0	<1.0	<1.0
WCW-4	10/04/16	BT for CH2MHill	<50	<50	<0.50	<0.50	<0.50	<0.50	<0.50	<0.50	<10	<1.0	<1.0	<1.0
WCW-4	04/18/17	BT for CH2MHill	<50	<50	<0.50	<0.50	<0.50	<0.50	<0.50	<0.50	<10	<1.0	<1.0	<1.0
WCW-4	10/03/17	BT for CH2MHill	<50	<50	<0.50	<0.50	<0.50	<0.50	<0.50	<0.50	<10	<1.0	<1.0	<1.0
WCW-4	04/17/18	BT for Jacobs	<50	<50	<0.50	<0.50	<0.50	<0.50	<0.50	<0.50	<10	<1	<1	<1
WCW-4	11/06/18	BT for Jacobs	<50	<50	<0.50	<0.50	<0.50	<0.50	<0.50	<0.50	<10	<1.0	<1.0	<1.0
WCW-4	04/17/19	BT for Jacobs	<50	<50	<0.50	<0.50	<0.50	<0.50	<0.50	<0.50	<10	<1	<1	<1
WCW-4	10/30/19	BT for Jacobs	<50	<50	<0.50	<0.50	<0.50	<0.50	<0.50	<0.50	<10	<1.0	<1.0	<1.0
WCW-4	05/05/20	BT for Jacobs	<50	**110**	<0.50	<0.50	<0.50	<0.50	<0.50	<0.50	<10	<1.0	<1.0	<1.0
WCW-4	11/03/20	BT for Jacobs	<50	<50	<0.50	<0.50	<0.50	<0.50	<0.50	**0.50**	<10	<1.0	<1.0	<1.0
WCW-4	05/04/21	BT for Jacobs	<50	<50	<0.50	<0.50	<0.50	<0.50	<0.50	<0.50	<10	<1.0	<1.0	<1.0
WCW-4	11/03/21	BT for Jacobs	<50	<50	<0.50	<0.50	<0.50	<0.50	<0.50	**0.54**	<10	<1.0	<1.0	<1.0
WCW-4	05/10/22	BT for Jacobs	<50	<50	<0.50	<0.50	<0.50	<0.50	<0.50	<0.50	<10	<1.0	<1.0	<1.0
WCW-4	11/03/22	BT for Jacobs	<50	<50	<0.50	<0.50	<0.50	<0.50	<0.50	**0.56**	<10	<1.0	<1.0	<1.0
WCW-5	11/22/96	GSI	<50	<500	<0.50	<0.50	<0.50	<1.5	<0.50	<5	-----	-----	-----	-----
WCW-5	07/08/97	Terra Services	<100	<500	<0.50	**7.7**	<0.50	**1.4**	<0.50	<5	-----	-----	-----	-----
WCW-5	01/05/98	GTI	<500	<100	<0.50	<0.50	<0.50	<1	0.7	<0.50	-----	-----	-----	-----
WCW-5	05/19/98	Terra Services	<300	-----	<0.50	<0.50	<0.50	<1	<0.50	<0.50	-----	-----	-----	-----
WCW-5	11/04/98	GTI	<300	-----	<0.50	<0.50	<0.50	<0.50	<0.50	<0.50	-----	-----	-----	-----
WCW-5	05/05/99	Alton Geoscience	<500	<500	**10**	**43**	**3.8**	**21**	<1	<0.50	-----	-----	-----	-----
WCW-5	11/17/99	IT Corporation	<300	-----	<0.50	<0.50	<0.50	<0.50	<0.50	<0.50	-----	-----	-----	-----
WCW-5	05/16/00	Secor	<300	-----	<0.50	<0.50	<0.50	<0.50	<0.50	<0.50	-----	-----	-----	-----
WCW-5	11/30/00	IT Corporation	<300	-----	<0.50	<0.50	<0.50	<0.50	<0.50	<0.50	-----	-----	-----	-----
WCW-5	05/10/01	Secor	<300	-----	<0.50	<0.50	<0.50	<0.50	<0.50	<0.50	-----	-----	-----	-----

APPENDIX D

HISTORICAL ANALYTICAL RESULTS FOR TPH, BTEX COMPOUNDS, 1,2-DCA, AND FUEL OXYGENATES IN GROUNDWATER, NOVEMBER 1996 THROUGH NOVEMBER 2022

Defense Fuel Support Point Norwalk

15306 Norwalk Boulevard, Norwalk, California 90650

Well	Date	Sampled By	TPH-g (µg/L)	TPH-d (µg/L)	Benzene (µg/L)	Toluene (µg/L)	Ethyl-benzene (µg/L)	Xylenes (µg/L)	1,2-DCA (µg/L)	MTBE (µg/L)	TBA (µg/L)	DIPE (µg/L)	ETBE (µg/L)	TAME (µg/L)
WCW-5	11/08/01	IT Corporation	<300	-----	<0.50	<0.50	<0.50	<0.50	<0.50	<0.50	-----	-----	-----	-----
WCW-5	04/11/02	Secor	<300	-----	<0.50	<0.50	<0.50	<0.50	<0.50	<0.50	-----	-----	-----	-----
WCW-5	10/24/02	GTI	<300	-----	<0.50	<1	<1	<1	<0.50	<1	-----	-----	-----	-----
WCW-5	04/10/03	Secor	<50	-----	<0.50	<0.50	<0.50	<0.50	<0.50	<0.50	-----	-----	-----	-----
WCW-5	10/11/03	Blaine Tech	<100	-----	<0.50	<0.50	<0.50	<0.50	<0.50	<0.50	-----	-----	-----	-----
WCW-5	05/10/04	Secor	<50	-----	<0.50	<0.50	<0.50	<0.50	<0.50	<0.50	-----	-----	-----	-----
WCW-5	11/03/04	Blaine Tech	<100	-----	<0.50	<0.50	<0.50	<0.50	<0.50	<0.50	<10	<2	<2	<2
WCW-5	05/06/05	Secor	<50	-----	<0.50	<0.50	<0.50	<0.50	<0.50	<0.50	-----	-----	-----	-----
WCW-5	11/05/05	Blaine Tech	<100	-----	<0.50	<0.50	<0.50	<0.50	<0.50	<0.50	<10	<2	<2	<2
WCW-5	05/05/06	Secor	<50	-----	<0.50	<0.50	<0.50	<0.50	<0.50	<0.50	-----	-----	-----	-----
WCW-5	12/05/06	Blaine Tech	<100	-----	<0.50	<0.50	<0.50	<0.50	<0.50	<0.50	<10	<2	<2	<2
WCW-5	05/01/07	Secor	<50	-----	<0.50	<0.50	<0.50	<0.50	<0.50	<0.50	-----	-----	-----	-----
WCW-5	11/13/07	Blaine Tech	<100	-----	<0.50	<0.50	<0.50	<0.50	<0.50	<0.50	<10	<2	<2	<2
WCW-5	04/18/08	Secor	<50	-----	<0.50	<0.50	<0.50	<0.50	<0.50	<0.50	-----	-----	-----	-----
WCW-5	10/17/08	Blaine Tech	<100	-----	<0.50	<0.50	<0.50	<0.50	<0.50	<0.50	<10	<2	<2	<2
WCW-5	04/21/09	Blaine Tech for AMEC	<50	-----	<0.50	<0.50	<0.50	<0.50	<0.50	<0.50	<10	<1	<1	<1
WCW-5	10/26/09	Blaine Tech	<100	-----	<0.50	<0.50	<0.50	<0.50	<0.50	<0.50	<10	<2	<2	<2
WCW-5	05/25/10	Blaine Tech	<50	-----	<0.50	<0.50	<0.50	<0.50	<0.50	<0.50	<10	<1	<1	<1
WCW-5	10/07/10	Blaine Tech	<100	-----	<0.50	-----	-----	-----	<0.50	<0.50	<10	-----	-----	-----
WCW-5	04/11/11	Blaine Tech	<50	-----	<0.50	<0.50	<0.50	<0.50	<0.50	<0.50	<10	<1	<1	<1
WCW-5	10/14/11	Parsons	-----	-----	<0.50	<0.50	<0.50	<0.50	<0.50	<0.50	<10	<2	<2	<2
WCW-5	04/17/12	CH2M Hill	<50	<50	<0.50	<0.50	<0.50	<0.50	<0.50	<0.50	<10	<1	<1	<1
WCW-5	10/18/12	Parsons	-----	-----	<0.50	<0.50	<0.50	<0.50	<0.50	<0.50	<10	<2	<2	<2
WCW-5	04/09/13	CHHL	<50	<50	<0.50	<0.50	<0.50	<0.50	<0.50	<0.50	<10	<1	<1	<1
WCW-5	10/08/13	CHHL	<50	**130**	<0.50	<0.50	<0.50	<0.50	<0.50	<0.50	<10	<1	<1	<1
WCW-5	04/15/14	CHHL	<50	<50	<0.50	<0.50	<0.50	<0.50	<0.50	<0.50	<10	<1	<1	<1
WCW-5	10/28/14	BT for CH2MHill	<50	<50	<0.50	<0.50	<0.50	<0.50	<0.50	<0.50	<10	<1.0	<1.0	<1.0
WCW-5	04/22/15	BT for CH2MHill	<50	<50	<0.50	<0.50	<0.50	<0.50	<0.50	<0.50	<10	<1.0	<1.0	<1.0
WCW-5	10/21/15	BT for CH2MHill	<50	<50	<0.50	<0.50	<0.50	<0.50	<0.50	<0.50	<10	<1.0	<1.0	<1.0
WCW 5	04/13/16	BT for CH2MHill	<50	<50	<0.50	<0.50	<0.50	<0.50	<0.50	<0.50	<10	<1.0	<1.0	<1.0
WCW-5	10/05/16	BT for CH2MHill	<50	<50	<0.50	<0.50	<0.50	<0.50	<0.50	<0.50	<10	<1.0	<1.0	<1.0
WCW-5	04/19/17	BT for CH2MHill	<50	<50	<0.50	<0.50	<0.50	<0.50	<0.50	<0.50	<10	<1.0	<1.0	<1.0
WCW-5	10/03/17	BT for CH2MHill	<50	<50	<0.50	<0.50	<0.50	<0.50	<0.50	<0.50	<10	<1.0	<1.0	<1.0
WCW-5	04/17/18	BT for Jacobs	<50	<50	<0.50	<0.50	<0.50	<0.50	<0.50	<0.50	<10	<1	<1	<1
WCW-5	11/06/18	BT for Jacobs	<50	<50	<0.50	<0.50	<0.50	<0.50	<0.50	<0.50	<10	<1.0	<1.0	<1.0
WCW-5	04/17/19	BT for Jacobs	<50	<50	<0.50	<0.50	<0.50	<0.50	<0.50	<0.50	<10	<1	<1	<1
WCW-5	10/31/19	BT for Jacobs	<50	<50	<0.50	<0.50	<0.50	<0.50	<0.50	<0.50	<10	<1.0	<1.0	<1.0
WCW-5	05/05/20	BT for Jacobs	<50	<50	<0.50	<0.50	<0.50	<0.50	<0.50	<0.50	<10	<1.0	<1.0	<1.0
WCW-5	11/03/20	BT for Jacobs	<50	<50	<0.50	<0.50	<0.50	<0.50	<0.50	<0.50	<10	<1.0	<1.0	<1.0
WCW-5	05/04/21	BT for Jacobs	<50	<50	<0.50	<0.50	<0.50	<0.50	<0.50	<0.50	<10	<1.0	<1.0	<1.0
WCW-5	11/04/21	BT for Jacobs	<50	<50	<0.50	<0.50	<0.50	<0.50	<0.50	<0.50	<10	<1.0	<1.0	<1.0
WCW-5	05/10/22	BT for Jacobs	<50	<50	<0.50	<0.50	<0.50	<0.50	<0.50	<0.50	<10	<1.0	<1.0	<1.0
WCW-5	11/03/22	BT for Jacobs	<50	<50	<0.50	<0.50	<0.50	<0.50	<0.50	<0.50	<10	<1.0	<1.0	<1.0
WCW-6	11/22/96	GSI	**230**	<500	<0.50	<0.50	<0.50	<1.5	**220**	**24**	-----	-----	-----	-----
WCW-6	07/15/97	Terra Services	<100	<500	<0.50	<0.50	<0.50	<1	**65**	**10**	-----	-----	-----	-----
WCW-6	01/05/98	GTI	<500	<100	<0.50	<0.50	<0.50	<1	**159**	**3.0**	-----	-----	-----	-----
WCW-6	05/26/98	Terra Services	<300	-----	<0.50	<0.50	<0.50	<1	**83**	**2.0**	-----	-----	-----	-----
WCW-6	11/04/98	GTI	<300	-----	<0.50	<0.50	<0.50	<0.50	**46**	**1.8**	-----	-----	-----	-----
WCW-6	05/06/99	Alton Geoscience	<500	<500	<0.50	<0.50	<0.50	<0.50	**53**	**0.68**	-----	-----	-----	-----
WCW-6	11/17/99	IT Corporation	<300	-----	<0.50	<0.50	<0.50	<0.50	**11**	<0.50	-----	-----	-----	-----
WCW-6	05/16/00	Secor	<300	-----	<0.50	<0.50	<0.50	<0.50	**16**	**0.70**	-----	-----	-----	-----

APPENDIX D

HISTORICAL ANALYTICAL RESULTS FOR TPH, BTEX COMPOUNDS, 1,2-DCA, AND FUEL OXYGENATES IN GROUNDWATER, NOVEMBER 1996 THROUGH NOVEMBER 2022

Defense Fuel Support Point Norwalk

15306 Norwalk Boulevard, Norwalk, California 90650

Well	Date	Sampled By	TPH-g (µg/L)	TPH-d (µg/L)	Benzene (µg/L)	Toluene (µg/L)	Ethyl-benzene (µg/L)	Xylenes (µg/L)	1,2-DCA (µg/L)	MTBE (µg/L)	TBA (µg/L)	DIPE (µg/L)	ETBE (µg/L)	TAME (µg/L)
WCW-6	11/30/00	IT Corporation	<300	-----	<0.50	<0.50	<0.50	<0.50	**2.7**	<0.50	-----	-----	-----	-----
WCW-6	05/09/01	Secor	<300	-----	<0.50	<0.50	<0.50	<0.50	**5.7**	<0.50	-----	-----	-----	-----
WCW-6	11/08/01	IT Corporation	<300	-----	<0.50	<0.50	<0.50	<0.50	**2.7**	<0.50	-----	-----	-----	-----
WCW-6	04/11/02	Secor	<300	-----	<0.50	<0.50	<0.50	<0.50	**1.7**	<0.50	-----	-----	-----	-----
WCW-6	10/24/02	GTI	<300	-----	<0.50	<1	<1	<1	<0.50	<1	-----	-----	-----	-----
WCW-6	04/10/03	Secor	<50	-----	<0.50	<0.50	<0.50	<0.50	**1.4**	<0.50	-----	-----	-----	-----
WCW-6	10/11/03	Blaine Tech	<100	-----	<0.50	<0.50	<0.50	<0.50	**0.93**	<0.50	-----	-----	-----	-----
WCW-6	05/10/04	Secor	<50	-----	<0.50	<0.50	<0.50	<0.50	**0.64**	<0.50	-----	-----	-----	-----
WCW-6	11/03/04	Blaine Tech	<100	-----	<0.50	<0.50	<0.50	<0.50	<0.50	<0.50	<10	<2	<2	<2
WCW-6	05/05/05	Secor	<50	-----	<0.50	<0.50	<0.50	<0.50	<0.50	<0.50	-----	-----	-----	-----
WCW-6	11/05/05	Blaine Tech	<100	-----	<0.50	<0.50	<0.50	<0.50	**1.1**	<0.50	<10	<2	<2	<2
WCW-6	05/05/06	Secor	<50	-----	<0.50	<0.50	<0.50	<0.50	<0.50	<0.50	-----	-----	-----	-----
WCW-6	12/05/06	Blaine Tech	<100	-----	<0.50	<0.50	<0.50	<0.50	<0.50	<0.50	<10	<2	<2	<2
WCW-6	05/02/07	Secor	<50	-----	<0.50	<0.50	<0.50	<0.50	<0.50	<0.50	-----	-----	-----	-----
WCW-6	11/13/07	Blaine Tech	<100	-----	<0.50	<0.50	<0.50	<0.50	<0.50	<0.50	<10	<2	<2	<2
WCW-6	04/18/08	Secor	<50	-----	<0.50	<0.50	<0.50	<0.50	<0.50	<0.50	-----	-----	-----	-----
WCW-6	10/17/08	BT for Parsons	<100	-----	<0.50	<0.50	<0.50	<0.50	<0.50	<0.50	<10	<2	<2	<2
WCW-6	04/21/09	BT for AMEC GMX	<50	-----	<0.50	<0.50	<0.50	<0.50	<0.50	<0.50	<10	<1	<1	<1
WCW-6	10/26/09	Blaine Tech	<100	-----	<0.50	<0.50	<0.50	<0.50	<0.50	<0.50	<10	<2	<2	<2
WCW-6	05/24/10	Blaine Tech	<50	-----	<0.50	<0.50	<0.50	<0.50	<0.50	<0.50	<10	<1	<1	<1
WCW-6	10/07/10	BT for Parsons	<100	-----	<0.50	-----	-----	-----	<0.50	<0.50	<10	-----	-----	-----
WCW-6	04/11/11	Blaine Tech	<50	-----	<0.50	<0.50	<0.50	<0.50	**0.69**	<0.50	<10	<1	<1	<1
WCW-6	10/13/11	Parsons	-----	-----	<0.50	<0.50	<0.50	<0.50	**0.28 J**	<0.50	<10	<2	<2	<2
WCW-6	04/18/12	CH2M Hill	<50	<50	<0.50	<0.50	<0.50	<0.50	<0.50	<0.50	<10	<1	<1	<1
WCW-6	10/18/12	Parsons	-----	-----	<0.50	<0.50	<0.50	<0.50	<0.50	<0.50	<10	<2	<2	<2
WCW-6	04/09/13	CHHL	<50	<50	<0.50	<0.50	<0.50	<0.50	<0.50	<0.50	<10	<1	<1	<1
WCW-6	10/09/13	CHHL	<50	<50	<0.50	<0.50	<0.50	<0.50	<0.50	<0.50	<10	<1	<1	<1
WCW-6	04/15/14	CHHL	<50	<50	<0.50	<0.50	<0.50	<0.50	<0.50	<0.50	<10	<1	<1	<1
WCW-6	10/28/14	BT for CH2MHill	<50	<50	<0.50	<0.50	<0.50	<0.50	<0.50	<0.50	<10	<1.0	<1.0	<1.0
WCW-6	04/22/15	BT for CH2MHill	<50	<50	<0.50	<0.50	<0.50	<0.50	<0.50	<0.50	<10	<1.0	<1.0	<1.0
WCW-6	10/21/15	BT for CH2MHill	<50	<50	<0.50	<0.50	<0.50	<0.50	<0.50	<0.50	<10	<1.0	<1.0	<1.0
WCW 6	04/13/16	BT for CH2MHill	<50	<50	<0.50	<0.50	<0.50	<0.50	<0.50	<0.50	<10	<1.0	<1.0	<1.0
WCW-6	10/05/16	BT for CH2MHill	<50	<50	<0.50	<0.50	<0.50	<0.50	<0.50	<0.50	<10	<1.0	<1.0	<1.0
WCW-6	04/19/17	BT for CH2MHill	<50	<50	<0.50	<0.50	<0.50	<0.50	<0.50	<0.50	<10	<1.0	<1.0	<1.0
WCW-6	10/03/17	BT for CH2MHill	<50	<50	<0.50	<0.50	<0.50	<0.50	<0.50	<0.50	<10	<1.0	<1.0	<1.0
WCW-6	04/17/18	BT for Jacobs	<50	<50	<0.50	<0.50	<0.50	<0.50	<0.50	<0.50	<10	<1	<1	<1
WCW-6	11/06/18	BT for Jacobs	<50	<50	<0.50	<0.50	<0.50	<0.50	<0.50	<0.50	<10	<1.0	<1.0	<1.0
WCW-6	04/17/19	BT for Jacobs	<50	<50	<0.50	<0.50	<0.50	<0.50	**0.54**	<0.50	**23**	<1	<1	<1
WCW-6	10/30/19	BT for Jacobs	<50	<50	<0.50	<0.50	<0.50	<0.50	**1.4**	<0.50	<10	<1.0	<1.0	<1.0
WCW-6	05/05/20	BT for Jacobs	<50	<50	<0.50	<0.50	<0.50	<0.50	**1.8**	**0.64**	<10	<1.0	<1.0	<1.0
WCW-6	11/03/20	BT for Jacobs	<50	<50	<0.50	<0.50	<0.50	<0.50	**2.0**	<0.50	<10	<1.0	<1.0	<1.0
WCW-6	05/04/21	BT for Jacobs	<50	<50	<0.50	<0.50	<0.50	<0.50	**2.0**	<0.50	<10	<1.0	<1.0	<1.0
WCW-6	11/04/21	BT for Jacobs	<50	<50	<0.50	<0.50	<0.50	<0.50	**2.0**	<0.50	<10	<1.0	<1.0	<1.0
WCW-6	05/10/22	BT for Jacobs	<50	<50	<0.50	<0.50	<0.50	<0.50	**2.3**	<0.50	<10	<1.0	<1.0	<1.0
WCW-6	11/02/22	BT for Jacobs	<50	<50	<0.50	<0.50	<0.50	<0.50	**2.8**	<0.50	<10	<1.0	<1.0	<1.0
WCW-7	11/22/96	GSI	<50	<500	<0.50	<0.50	<0.50	<1.5	**31**	<5	-----	-----	-----	-----
WCW-7	07/15/97	Terra Services	<100	<500	<0.50	<0.50	<0.50	<1	<0.50	<5	-----	-----	-----	-----
WCW-7	01/05/98	GTI	<500	<100	<0.50	<0.50	<0.50	<1	**30**	<0.50	-----	-----	-----	-----
WCW-7	05/23/98	Terra Services	<300	-----	<0.50	<0.50	<0.50	<1	**30**	<0.50	-----	-----	-----	-----
WCW-7	11/04/98	GTI	<300	-----	<0.50	<0.50	<0.50	<0.50	**35**	<0.50	-----	-----	-----	-----
WCW-7	05/06/99	Alton Geoscience	<500	<500	<0.50	<0.50	<0.50	<0.50	**45**	<0.50	-----	-----	-----	-----

APPENDIX D

HISTORICAL ANALYTICAL RESULTS FOR TPH, BTEX COMPOUNDS, 1,2-DCA, AND FUEL OXYGENATES IN GROUNDWATER, NOVEMBER 1996 THROUGH NOVEMBER 2022

Defense Fuel Support Point Norwalk

15306 Norwalk Boulevard, Norwalk, California 90650

Well	Date	Sampled By	TPH-g (µg/L)	TPH-d (µg/L)	Benzene (µg/L)	Toluene (µg/L)	Ethyl-benzene (µg/L)	Xylenes (µg/L)	1,2-DCA (µg/L)	MTBE (µg/L)	TBA (µg/L)	DIPE (µg/L)	ETBE (µg/L)	TAME (µg/L)
WCW-7	11/18/99	IT Corporation	<300	-----	<0.50	<1	<0.50	**0.60**	**62**	**1.3**	-----	-----	-----	-----
WCW-7	05/16/00	Secor	<300	-----	<0.50	<0.50	<0.50	<0.50	**120**	**6.4**	-----	-----	-----	-----
WCW-7	11/30/00	IT Corporation	<300	-----	<0.50	<0.50	<0.50	<0.50	**83**	**6.0**	-----	-----	-----	-----
WCW-7	02/05/01	Secor	<300	-----	<0.50	<0.50	<0.50	<0.50	**95**	**6.1**	-----	-----	-----	-----
WCW-7	05/10/01	Secor	<300	-----	<0.50	<0.50	<0.50	<0.50	**91**	**9.3**	-----	-----	-----	-----
WCW-7	09/18/01	Secor	<300	-----	<0.50	<0.50	<0.50	<0.50	**140**	**12**	-----	-----	-----	-----
WCW-7	11/08/01	IT Corporation	<300	-----	<0.50	<0.50	<0.50	<0.50	**91**	**11**	-----	-----	-----	-----
WCW-7	01/30/02	Secor	<300	-----	<0.50	<0.50	<0.50	<0.50	**84**	**8.8**	-----	-----	-----	-----
WCW-7	04/11/02	Secor	<300	-----	<0.50	<0.50	<0.50	<0.50	**66**	**8.4**	-----	-----	-----	-----
WCW-7	07/30/02	IT Corporation	<300	-----	<0.50	<0.50	<0.50	<0.50	**74**	**8.6**	-----	-----	-----	-----
WCW-7	10/24/02	GTI	<300	-----	<0.50	<1	<1	<1	**78**	**9.3**	-----	-----	-----	-----
WCW-7	01/28/03	Secor	<300	-----	<0.50	<0.50	<0.50	<0.50	**80**	**7.3**	-----	-----	-----	-----
WCW-7	04/10/03	Secor	<100	-----	<0.50	<0.50	<0.50	<0.50	**69**	**6.8**	-----	-----	-----	-----
WCW-7	07/30/03	Secor	<100	-----	<0.50	<0.50	<0.50	<0.50	**69**	**7.6**	-----	-----	-----	-----
WCW-7	10/11/03	Blaine Tech	<100	-----	<0.50	<0.50	<0.50	<0.50	**84**	**9.4**	-----	-----	-----	-----
WCW-7	01/28/04	Secor	<100	-----	<0.50	<0.50	<0.50	<0.50	**100**	**10**	-----	-----	-----	-----
WCW-7	05/10/04	Secor	<100	-----	<0.50	<0.50	<0.50	<0.50	**73**	**6.7**	-----	-----	-----	**-----**
WCW-7	07/20/04	Secor	**140**	-----	<0.50	<0.50	<0.50	<0.50	**110**	**9.0**	-----	-----	-----	-----
WCW-7	11/03/04	Blaine Tech	<100	-----	<0.50	<0.50	<0.50	<0.50	**84**	**11**	**51**	**29**	<2	<2
WCW-7	02/03/05	Secor	**72**	-----	<0.50	<0.50	<0.50	<0.50	**91**	**8.8**	-----	-----	-----	-----
WCW-7	05/05/05	Secor	<100	-----	<0.50	<0.50	<0.50	<0.50	**83**	**6.9**	-----	-----	-----	**-----**
WCW-7	08/03/05	Secor	**53**	-----	<0.50	<0.50	<0.50	<0.50	**49**	**14**	-----	-----	-----	-----
WCW-7	11/05/05	Blaine Tech	<100	-----	<0.50	<0.50	<0.50	<0.50	**14**	**6.7**	<10	**2.2**	<2	<2
WCW-7	02/28/06	Secor	<50	-----	<0.50	<0.50	<0.50	<0.50	**2.5**	**0.84**	-----	-----	-----	-----
WCW-7	05/05/06	Secor	<50	-----	<0.50	<0.50	<0.50	<0.50	**6.0**	**2.5**	-----	-----	-----	**-----**
WCW-7	09/20/06	Secor	<100	-----	<0.50	<0.50	<0.50	<0.50	**33**	**7.2**	-----	-----	-----	-----
WCW-7	12/05/06	Blaine Tech	<100	-----	<0.50	<0.50	<0.50	<0.50	**36**	**8.0**	<10	**4.8**	<2	<2
WCW-7	03/13/07	Secor	<50	-----	<0.50	<0.50	<0.50	<0.50	**32**	**5.4**	-----	-----	-----	-----
WCW-7	05/02/07	Secor	<50	-----	<0.50	<0.50	<0.50	<0.50	**49**	**6.4**	-----	-----	-----	**-----**
WCW-7	08/28/07	Secor	<50	-----	<0.50	<0.50	<0.50	<0.50	**56**	**7.1**	-----	-----	-----	-----
WCW-7	11/14/07	Blaine Tech	<100	-----	<0.50	<0.50	<0.50	<0.50	**50**	**6.5**	<10	**9.2**	<2	<2
WCW-7	02/21/08	Secor	<50	-----	<0.50	<0.50	<0.50	<0.50	**43**	**5.9**	-----	-----	-----	-----
WCW-7	04/18/08	Secor	<50	-----	<0.50	<0.50	<0.50	<0.50	**54**	**5.9**	-----	-----	-----	**-----**
WCW-7	08/13/08	Secor	<50	-----	<0.50	<0.50	<0.50	<0.50	**55**	**5.3**	-----	-----	-----	-----
WCW-7	10/17/08	Blaine Tech	<100	-----	<0.50	<0.50	<0.50	<0.50	**45**	**5.4**	<10	**12**	<2	<2
WCW-7	02/24/09	Blaine Tech	<50	-----	<0.50	<0.50	<0.50	<0.50	**40**	**2.4**	<10	-----	-----	**-----**
WCW-7	04/22/09	BT for AMEC GMX	<50	-----	<0.50	<0.50	<0.50	<0.50	**40**	**2.8**	<10	**6.6**	<1	<1
WCW-7	07/21/09	Blaine Tech	<50	-----	<0.50	<0.50	<0.50	<0.50	**31**	**1.9**	<10	**5.6**	<1	<1
WCW-7	10/26/09	Blaine Tech	<100	-----	<0.50	<0.50	<0.50	<0.50	**40**	**1.8**	<10	**3.7**	<2	<2
WCW-7	03/15/10	Blaine Tech	<50	-----	<0.50	<0.50	<0.50	<0.50	**30**	**1.8**	<10	**4.0**	<1	<1
WCW-7	05/27/10	Blaine Tech	<50	-----	<0.50	<0.50	<0.50	<0.50	**23**	**1.2**	<10	**3.3**	<1	<1
WCW-7	07/13/10	Blaine Tech	<50	-----	<0.50	<0.50	<0.50	<0.50	**20**	**1.6**	<10	**3.4**	<1	<1
WCW-7	10/07/10	Blaine Tech	<50	-----	<0.50	<0.50	<0.50	<0.50	**26**	**1.7**	<10	**3.9**	<1	<1
WCW-7	01/11/11	Blaine Tech	<50	-----	<0.50	<0.50	<0.50	<0.50	**25**	**1.4**	<10	**3.3**	<1	<1
WCW-7	04/13/11	Blaine Tech	<50	-----	<0.50	<0.50	<0.50	<0.50	**23**	**1.4**	<10	**3.9**	<1	<1
WCW-7	07/12/11	CH2M Hill	<50	-----	<0.50	<0.50	<0.50	<0.50	**21**	**1.2**	<10	**2.6**	<1	<1
WCW-7	10/12/11	CH2M Hill	<500	-----	<0.50	<0.50	<0.50	<0.50	**21**	**1.0**	<10	**2.2**	<1	<1
WCW-7	01/09/12	CH2M Hill	<50	-----	<0.50	<0.50	<0.50	<0.50	**16**	**1.1**	<10	**2.1**	<1	<1
WCW-7	04/18/12	CH2M Hill	<50	<50	<0.50	<0.50	<0.50	<0.50	**18**	**0.98**	<10	**2.2**	<1	<1
WCW-7	07/10/12	CHHL	<50	<50	<0.50	<0.50	<0.50	<0.50	**16**	**0.84**	<10	**2.1**	<1	<1
WCW-7	10/17/12	CHHL	<50	<50	<0.50	<0.50	<0.50	<0.50	**9.2**	**0.56**	<10	**1.5**	<1	<1
WCW-7	01/14/13	CHHL	<50	<50	<0.50	<0.50	<0.50	<0.50	**18**	**1.2**	<10	**1.8**	<1	<1

APPENDIX D

HISTORICAL ANALYTICAL RESULTS FOR TPH, BTEX COMPOUNDS, 1,2-DCA, AND FUEL OXYGENATES IN GROUNDWATER, NOVEMBER 1996 THROUGH NOVEMBER 2022

Defense Fuel Support Point Norwalk

15306 Norwalk Boulevard, Norwalk, California 90650

Well	Date	Sampled By	TPH-g (µg/L)	TPH-d (µg/L)	Benzene (µg/L)	Toluene (µg/L)	Ethyl-benzene (µg/L)	Xylenes (µg/L)	1,2-DCA (µg/L)	MTBE (µg/L)	TBA (µg/L)	DIPE (µg/L)	ETBE (µg/L)	TAME (µg/L)
WCW-7	04/10/13	CHHL	<50	<50	<0.50	<0.50	<0.50	<0.50	**19**	**0.61**	<10	**1.3**	<1	<1
WCW-7	10/09/13	CHHL	<50	<50	<0.50	<0.50	<0.50	<0.50	**11**	**0.60**	<10	**1.4**	<1	<1
WCW-7	04/17/14	CHHL	**61**	**64**	<0.50	<0.50	<0.50	<0.50	**7.4**	**0.73**	<10	**1.7**	<1	<1
WCW-7	10/28/14	BT for CH2MHill	<100	<50	<0.50	<0.50	<0.50	<0.50	**7.5**	**0.51**	<10	**1.2**	<1.0	<1.0
WCW-7	04/23/15	BT for CH2MHill	<50	<50	<0.50	<0.50	<0.50	<0.50	**5.6**	<0.50	<10	**1.1**	<1.0	<1.0
WCW-7	10/21/15	BT for CH2MHill	<50	<50	<0.50	<0.50	<0.50	<0.50	**6.2**	**0.74**	<10	**1.9**	<1.0	<1.0
WCW 7	04/14/16	BT for CH2MHill	<100	<50	<0.50	<0.50	<0.50	<0.50	**7.7**	**0.82**	<10	**2.2**	<1.0	<1.0
WCW-7	10/05/16	BT for CH2MHill	<50	<50	<0.50	<0.50	<0.50	<0.50	<0.50	<0.50	<10	<1.0	<1.0	<1.0
WCW-7	10/06/17	BT for CH2MHill	<50	**120**	**1.2**	<0.50	<0.50	<0.50	**4.8**	<0.50	<10	**1.2**	<1.0	<1.0
WCW-7	04/17/18	BT for Jacobs	<50	**86**	<0.50	<0.50	<0.50	<0.50	**5.2**	<0.50	<10	<1	<1	<1
WCW-7	11/06/18	BT for Jacobs	<50	**110**	<0.50	<0.50	<0.50	<0.50	**5.0**	<0.50	<10	**1.1**	<1.0	<1.0
WCW-7	04/17/19	BT for Jacobs	<50	**290**	<0.50	<0.50	<0.50	<0.50	**14**	**2.4**	<10	**5.6**	<1	<1
WCW-7	10/31/19	BT for Jacobs	<50	**120**	<0.50	<0.50	<0.50	<0.50	**4.2**	**0.57**	<10	**1.3**	<1.0	<1.0
WCW-7	05/07/20	BT for Jacobs	<50	**95**	<0.50	<0.50	<0.50	<0.50	**6.7**	**1.0**	<10	**1.9**	<1.0	<1.0
WCW-7	05/05/21	BT for Jacobs	<50	<50	<0.50	<0.50	<0.50	<0.50	**6.4**	**1.6**	<10	**2.7**	<1.0	<1.0
WCW-8	07/15/97	Terra Services	<100	**1,700**	<0.50	<0.50	<0.50	<1	<0.50	<5	-----	-----	-----	-----
WCW-8	01/05/98	GTI	<500	<100	<0.50	<0.50	<0.50	<1	<0.50	<0.50	-----	-----	-----	-----
WCW-8	05/26/98	Terra Services	<300	-----	<0.50	<0.50	<0.50	<1	<0.50	<0.50	-----	-----	-----	-----
WCW-8	11/03/98	GTI	<300	-----	<0.50	<0.50	<0.50	<0.50	<0.50	<0.50	-----	-----	-----	-----
WCW-8	05/06/99	Alton Geoscience	<500	<500	<0.50	<0.50	<0.50	<0.50	<1	<0.50	-----	-----	-----	-----
WCW-8	11/18/99	IT Corporation	<300	-----	<0.50	<1	<0.50	<0.50	<0.50	<0.50	-----	-----	-----	-----
WCW-8	05/16/00	Secor	<300	-----	<0.50	<0.50	<0.50	<0.50	**1.8**	**120**	-----	-----	-----	-----
WCW-8	08/28/00	Secor	<300	-----	<0.50	<0.50	<0.50	<0.50	**0.70**	<0.50	-----	-----	-----	-----
WCW-8	11/30/00	IT Corporation	<300	-----	**0.90**	<0.50	<0.50	**0.80**	<0.50	<0.50	-----	-----	-----	-----
WCW-8	02/05/01	Secor	<300	-----	<0.50	<0.50	<0.50	<0.50	<0.50	<0.50	-----	-----	-----	-----
WCW-8	05/09/01	Secor	<300	-----	<0.50	<0.50	<0.50	<0.50	<0.50	<0.50	-----	-----	-----	-----
WCW-8	09/18/01	Secor	<300	-----	<0.50	<0.50	<0.50	<0.50	<0.50	<0.50	-----	-----	-----	-----
WCW-8	11/08/01	IT Corporation	<300	-----	<0.50	<0.50	<0.50	<0.50	<0.50	<0.50	-----	-----	-----	-----
WCW-8	01/30/02	Secor	<300	-----	<0.50	<0.50	<0.50	<0.50	<0.50	<0.50	-----	-----	-----	-----
WCW-8	04/11/02	Secor	<300	-----	<0.50	<0.50	<0.50	<0.50	<0.50	<0.50	-----	-----	-----	-----
WCW-8	10/24/02	GTI	<300	-----	<0.50	<1	<1	<1	<0.50	<1	-----	-----	-----	-----
WCW-8	04/10/03	Secor	**61**	-----	<0.50	<0.50	<0.50	<0.50	<0.50	<0.50	-----	-----	-----	-----
WCW-8	10/11/03	Blaine Tech	<100	-----	<0.50	<0.50	<0.50	<0.50	<0.50	<0.50	-----	-----	-----	**-----**
WCW-8	05/10/04	Secor	**55**	-----	<0.50	<0.50	<0.50	<0.50	<0.50	<0.50	-----	-----	-----	-----
WCW-8	11/03/04	Blaine Tech	<100	-----	<0.50	<0.50	<0.50	<0.50	<0.50	<0.50	<10	<2	<2	<2
WCW-8	05/05/05	Secor	<50	-----	<0.50	<0.50	<0.50	<0.50	<0.50	<0.50	-----	-----	-----	-----
WCW-8	11/05/05	Blaine Tech	<100	-----	<0.50	<0.50	<0.50	<0.50	<0.50	<0.50	<10	<2	<2	<2
WCW-8	05/05/06	Secor	<50	-----	<0.50	<0.50	<0.50	<0.50	<0.50	<0.50	-----	-----	-----	-----
WCW-8	12/05/06	Blaine Tech	<100	-----	<0.50	<0.50	<0.50	<0.50	<0.50	<0.50	<10	<2	<2	<2
WCW-8	05/02/07	Secor	<50	-----	<0.50	<0.50	<0.50	<0.50	<0.50	<0.50	-----	-----	-----	-----
WCW-8	11/14/07	Blaine Tech	<100	-----	<0.50	<0.50	<0.50	<0.50	<0.50	<0.50	<10	<2	<2	<2
WCW-8	04/18/08	Secor	<50	-----	<0.50	<0.50	<0.50	<0.50	<0.50	**0.60**	-----	-----	-----	**-----**
WCW-8	10/17/08	Blaine Tech	<100	-----	<0.50	<0.50	<0.50	<0.50	<0.50	**1.1**	<10	<2	<2	<2
WCW-8	04/21/09	BT for AMEC GMX	<50	-----	<0.50	<0.50	<0.50	<0.50	<0.50	**0.59**	<10	<1	<1	<1
WCW-8	10/26/09	Blaine Tech	<100	-----	<0.50	<0.50	<0.50	<0.50	<0.50	**1.1**	<10	<2	<2	<2
WCW-8	05/27/10	Blaine Tech	<50	-----	<0.50	<0.50	<0.50	<0.50	<0.50	<0.50	<10	<1	<1	<1
WCW-8	10/07/10	Blaine Tech	<100	-----	<0.50	-----	-----	-----	<0.50	**0.90**	**3.7 J**	-----	-----	**-----**
WCW-8	04/13/11	Blaine Tech	<50	-----	<0.50	<0.50	<0.50	<0.50	<0.50	**0.96**	<10	<1	<1	<1
WCW-8	10/14/11	Parsons	-----	-----	<0.50	<0.50	<0.50	<0.50	<0.50	**0.92**	<10	<2	<2	<2
WCW-8	04/19/12	CH2M Hill	<50	<50	<0.50	<0.50	<0.50	<0.50	<0.50	**0.89**	<10	<1	<1	<1
WCW-8	10/18/12	Parsons	-----	-----	<0.50	<0.50	<0.50	<0.50	<0.50	<0.50	<10	<2	<2	<2

APPENDIX D

HISTORICAL ANALYTICAL RESULTS FOR TPH, BTEX COMPOUNDS, 1,2-DCA, AND FUEL OXYGENATES IN GROUNDWATER, NOVEMBER 1996 THROUGH NOVEMBER 2022

Defense Fuel Support Point Norwalk

15306 Norwalk Boulevard, Norwalk, California 90650

Well	Date	Sampled By	TPH-g (µg/L)	TPH-d (µg/L)	Benzene (µg/L)	Toluene (µg/L)	Ethyl-benzene (µg/L)	Xylenes (µg/L)	1,2-DCA (µg/L)	MTBE (µg/L)	TBA (µg/L)	DIPE (µg/L)	ETBE (µg/L)	TAME (µg/L)
WCW-8	04/11/13	CHHL	<100	<50	<0.50	<0.50	<0.50	<0.50	<1	<0.50	<10	<1	<1	<1
WCW-8	10/09/13	CHHL	<50	<50	<0.50	<0.50	<0.50	<0.50	<0.50	<0.50	<10	<1	<1	<1
WCW-8	04/15/14	CHHL	<50	<50	<0.50	<0.50	<0.50	<0.50	<0.50	<0.50	<10	<1	<1	<1
WCW-8	10/28/14	BT for CH2MHill	<50	<50	<0.50	<0.50	<0.50	<0.50	<0.50	<0.50	<10	<1.0	<1.0	<1.0
WCW-8	04/22/15	BT for CH2MHill	<50	<50	<0.50	<0.50	<0.50	<0.50	<0.50	<0.50	<10	<1.0	<1.0	<1.0
WCW-8	10/21/15	BT for CH2MHill	<50	<50	<0.50	<0.50	<0.50	<0.50	<0.50	<0.50	<10	<1.0	<1.0	<1.0
WCW 8	04/13/16	BT for CH2MHill	<50	<50	<0.50	<0.50	<0.50	<0.50	<0.50	<0.50	<10	<1.0	<1.0	<1.0
WCW-8	10/04/16	BT for CH2MHill	<50	<50	<0.50	<0.50	<0.50	<0.50	<0.50	<0.50	<10	<1.0	<1.0	<1.0
WCW-8	04/19/17	BT for CH2MHill	<50	<50	<0.50	<0.50	<0.50	<0.50	<0.50	<0.50	<10	<1.0	<1.0	<1.0
WCW-8	10/03/17	BT for CH2MHill	<50	<50	<0.50	<0.50	<0.50	<0.50	<0.50	<0.50	<10	<1.0	<1.0	<1.0
WCW-8	04/17/18	BT for Jacobs	<50	<50	<0.50	<0.50	<0.50	<0.50	<0.50	<0.50	<10	<1	<1	<1
WCW-8	11/06/18	BT for Jacobs	<50	<50	<0.50	<0.50	<0.50	<0.50	<0.50	<0.50	<10	<1.0	<1.0	<1.0
WCW-8	04/17/19	BT for Jacobs	<50	<50	<0.50	<0.50	<0.50	<0.50	<0.50	<0.50	<10	<1	<1	<1
WCW-8	10/31/19	BT for Jacobs	<50	<50	<0.50	<0.50	<0.50	<0.50	<0.50	<0.50	<10	<1.0	<1.0	<1.0
WCW-8	05/05/20	BT for Jacobs	<50	<50	<0.50	<0.50	<0.50	<0.50	<0.50	<0.50	<10	<1.0	<1.0	<1.0
WCW-8	11/03/20	BT for Jacobs	<50	<50	<0.50	<0.50	<0.50	<0.50	<0.50	<0.50	<10	<1.0	<1.0	<1.0
WCW-8	05/05/21	BT for Jacobs	<50	<50	<0.50	<0.50	<0.50	<0.50	<0.50	<0.50	<10	<1.0	<1.0	<1.0
WCW-8	11/03/21	BT for Jacobs	<50	<50	<0.50	<0.50	<0.50	<0.50	<0.50	<0.50	<10	<1.0	<1.0	<1.0
WCW-8	05/10/22	BT for Jacobs	<50	<50	<0.50	<0.50	<0.50	<0.50	<0.50	<0.50	<10	<1.0	<1.0	<1.0
WCW-8	11/03/22	BT for Jacobs	<50	<50	<0.50	<0.50	<0.50	<0.50	<0.50	<0.50	<10	<1.0	<1.0	<1.0
WCW-9	11/22/96	GSI	<50	<500	<0.50	<0.50	<0.50	<1.5	<0.50	<5	-----	-----	-----	-----
WCW-9	07/08/97	Terra Services	<100	<500	<0.50	**1.1**	<0.50	**1.1**	<0.50	<5	-----	-----	-----	-----
WCW-9	01/05/98	GTI	<500	<100	<0.50	<0.50	<0.50	<1	<0.50	<0.50	-----	-----	-----	-----
WCW-9	05/19/98	Terra Services	-----	-----	<0.50	<0.50	<0.50	<1	<0.50	<0.50	-----	-----	-----	-----
WCW-9	11/03/98	GTI	<300	-----	<0.50	<0.50	<0.50	<0.50	<0.50	<0.50	-----	-----	-----	-----
WCW-9	05/06/99	Alton Geoscience	<500	<500	<0.50	<0.50	<0.50	<0.50	<1	<0.50	-----	-----	-----	-----
WCW-9	11/18/99	IT Corporation	<300	-----	<0.50	<1	<0.50	<0.50	<0.50	<0.50	-----	-----	-----	-----
WCW-9	05/16/00	Secor	<300	-----	<0.50	<0.50	<0.50	<0.50	<0.50	<0.50	-----	-----	-----	-----
WCW-9	11/30/00	IT Corporation	<300	-----	**0.60**	<0.50	<0.50	<0.50	<0.50	<0.50	-----	-----	-----	-----
WCW-9	05/10/01	Secor	<300	-----	<0.50	<0.50	<0.50	<0.50	<0.50	<0.50	-----	-----	-----	-----
WCW-9	11/08/01	IT Corporation	<300	-----	<0.50	<0.50	<0.50	<0.50	<0.50	<0.50	-----	-----	-----	-----
WCW-9	04/11/02	Secor	<300	-----	<0.50	<0.50	<0.50	<0.50	<0.50	<0.50	-----	-----	-----	-----
WCW-10	11/25/96	GSI	<50	<500	<0.50	<0.50	<0.50	<1.5	<0.50	<5	-----	-----	-----	-----
WCW-10	07/08/97	Terra Services	<100	<500	<0.50	**2.2**	<0.50	<1	<0.50	<5	-----	-----	-----	-----
WCW-10	01/05/98	GTI	<500	<100	<0.50	<0.50	<0.50	<1	<0.50	<0.50	-----	-----	-----	-----
WCW-10	05/19/98	Terra Services	-----	-----	<0.50	<0.50	<0.50	<1	<0.50	<0.50	-----	-----	-----	-----
WCW-10	11/04/98	GTI	<300	-----	<0.50	<0.50	<0.50	<0.50	<0.50	<0.50	-----	-----	-----	-----
WCW-10	05/05/99	Alton Geoscience	<500	<500	<0.50	**0.80**	<0.50	<0.50	<1	<0.50	-----	-----	-----	-----
WCW-10	11/17/99	IT Corporation	<300	-----	<0.50	<0.50	<0.50	**0.80**	<0.50	<0.50	-----	-----	-----	-----
WCW-10	05/19/00	Secor	<300	-----	<0.50	<0.50	<0.50	<0.50	<0.50	<0.50	-----	-----	-----	-----
WCW-10	11/30/00	IT Corporation	<300	-----	**1.0**	<0.50	<0.50	**0.70**	<0.50	<0.50	-----	-----	-----	-----
WCW-10	05/10/01	Secor	<300	-----	<0.50	<0.50	<0.50	<0.50	<0.50	<0.50	-----	-----	-----	-----
WCW-10	11/08/01	IT Corporation	<300	-----	<0.50	<0.50	<0.50	<0.50	<0.50	<0.50	-----	-----	-----	-----
WCW-10	04/09/02	Secor	<300	-----	<0.50	<0.50	<0.50	<0.50	<0.50	<0.50	-----	-----	-----	-----
WCW-11	11/25/96	GSI	<50	<500	<0.50	<0.50	<0.50	<1.5	<0.50	<5	-----	-----	-----	-----
WCW-11	07/08/97	Terra Services	<100	<500	<0.50	**2.5**	<0.50	<1	<0.50	<5	-----	-----	-----	-----
WCW-11	01/05/98	GTI	<500	<100	<0.50	<0.50	<0.50	<1	<0.50	<0.50	-----	-----	-----	-----
WCW-11	05/18/98	Terra Services	-----	-----	<0.50	<0.50	<0.50	<1	<0.50	<0.50	-----	-----	-----	-----
WCW-11	11/03/98	GTI	<300	-----	<0.50	<0.50	<0.50	<0.50	<0.50	<0.50	-----	-----	-----	-----

APPENDIX D

HISTORICAL ANALYTICAL RESULTS FOR TPH, BTEX COMPOUNDS, 1,2-DCA, AND FUEL OXYGENATES IN GROUNDWATER, NOVEMBER 1996 THROUGH NOVEMBER 2022

Defense Fuel Support Point Norwalk

15306 Norwalk Boulevard, Norwalk, California 90650

Well	Date	Sampled By	TPH-g (µg/L)	TPH-d (µg/L)	Benzene (µg/L)	Toluene (µg/L)	Ethyl-benzene (µg/L)	Xylenes (µg/L)	1,2-DCA (µg/L)	MTBE (µg/L)	TBA (µg/L)	DIPE (µg/L)	ETBE (µg/L)	TAME (µg/L)
WCW-11	05/06/99	Alton Geoscience	<500	<500	<0.50	<0.50	<0.50	<0.50	<1	<0.50	-----	-----	-----	-----
WCW-11	11/17/99	IT Corporation	<300	-----	<0.50	<0.50	<0.50	<0.50	<0.50	<0.50	-----	-----	-----	-----
WCW-11	05/18/00	Secor	<300	-----	<0.50	<0.50	<0.50	<0.50	<0.50	<0.50	-----	-----	-----	-----
WCW-11	11/30/00	IT Corporation	<300	-----	**0.8**	<0.50	<0.50	<0.50	<0.50	<0.50	-----	-----	-----	-----
WCW-11	05/09/01	Secor	<300	-----	<0.50	<0.50	<0.50	<0.50	<0.50	<0.50	-----	-----	-----	-----
WCW-11	11/08/01	IT Corporation	<300	-----	<0.50	<0.50	<0.50	<0.50	<0.50	<0.50	-----	-----	-----	-----
WCW-11	04/09/02	Secor	<300	-----	<0.50	<0.50	<0.50	<0.50	<0.50	<0.50	-----	-----	-----	-----
WCW-12	11/25/96	GSI	<50	<500	<0.50	<0.50	<0.50	<1.5	<0.50	<5	-----	-----	-----	-----
WCW-12	07/09/97	Terra Services	<100	<500	<0.50	**2.5**	<0.50	<1	<0.50	<5	-----	-----	-----	-----
WCW-12	01/05/98	GTI	<500	<100	<0.50	<0.50	<0.50	<1	<0.50	<0.50	-----	-----	-----	-----
WCW-12	05/18/98	Terra Services	-----	-----	<0.50	<0.50	<0.50	<1	<0.50	<0.50	-----	-----	-----	-----
WCW-12	11/03/98	GTI	<300	-----	<0.50	<0.50	<0.50	<0.50	<0.50	<0.50	-----	-----	-----	-----
WCW-12	05/06/99	Alton Geoscience	<500	<500	**1.4**	**5.3**	<0.50	**2.3**	<1	<0.50	-----	-----	-----	-----
WCW-12	11/17/99	IT Corporation	<300	-----	<0.50	<0.50	<0.50	<0.50	<0.50	<0.50	-----	-----	-----	-----
WCW-12	05/18/00	Secor	<300	-----	<0.50	<0.50	<0.50	<0.50	<0.50	<0.50	-----	-----	-----	-----
WCW-12	11/30/00	IT Corporation	<300	-----	<0.50	<0.50	<0.50	<0.50	<0.50	<0.50	-----	-----	-----	-----
WCW-12	05/09/01	Secor	<300	-----	<0.50	<0.50	<0.50	<0.50	<0.50	<0.50	-----	-----	-----	-----
WCW-12	11/08/01	IT Corporation	<300	-----	<0.50	<0.50	<0.50	<0.50	<0.50	<0.50	-----	-----	-----	-----
WCW-12	04/09/02	Secor	<300	-----	<0.50	<0.50	<0.50	<0.50	<0.50	<0.50	-----	-----	-----	-----
WCW-12	10/24/02	GTI	<300	-----	<0.50	<1	<1	<1	<0.50	<1	-----	-----	-----	-----
WCW-12	04/09/03	Secor	<50	-----	<0.50	<0.50	<0.50	<0.50	<0.50	<0.50	-----	-----	-----	-----
WCW-12	05/10/04	Secor	<50	-----	<0.50	<0.50	<0.50	<0.50	<0.50	<0.50	-----	-----	-----	-----
WCW-12	11/03/04	Blaine Tech	<100	-----	<0.50	<0.50	<0.50	<0.50	<0.50	<0.50	<10	<2	<2	<2
WCW-12	03/02/05	Blaine Tech	<100	-----	<0.50	<1	<1	<1	-----	<1	-----	-----	-----	-----
WCW-12	05/05/05	Secor	<50	-----	<0.50	<0.50	<0.50	<0.50	<0.50	<0.50	-----	-----	-----	-----
WCW-12	11/05/05	Blaine Tech	<100	-----	<0.50	<0.50	<0.50	<0.50	<0.50	<0.50	<10	<2	<2	<2
WCW-12	05/05/06	Secor	<50	-----	<0.50	<0.50	<0.50	<0.50	<0.50	<0.50	-----	-----	-----	-----
WCW-12	12/08/06	Blaine Tech	<100	-----	<0.50	<0.50	<0.50	<0.50	<0.50	<0.50	<10	<2	<2	<2
WCW-12	05/01/07	Secor	<50	-----	<0.50	<0.50	<0.50	<0.50	<0.50	<0.50	-----	-----	-----	-----
WCW-12	11/13/07	Blaine Tech	<100	-----	<0.50	<0.50	<0.50	<0.50	<0.50	<0.50	<10	<2	<2	<2
WCW-12	04/18/08	Secor	<50	-----	<0.50	<0.50	<0.50	<0.50	<0.50	<0.50	-----	-----	-----	-----
WCW-12	10/17/08	Blaine Tech	<100	-----	<0.50	<0.50	<0.50	<0.50	<0.50	<0.50	<10	<2	<2	<2
WCW-12	04/21/09	Blaine Tech	<50	-----	<0.50	<0.50	<0.50	<0.50	<0.50	<0.50	<10	<1	<1	<1
WCW-12	10/27/09	Blaine Tech	<100	-----	<0.50	<0.50	<0.50	<0.50	<0.50	<0.50	<10	<2	<2	<2
WCW-12	05/24/10	Blaine Tech	<50	-----	<0.50	<0.50	<0.50	<0.50	<0.50	<0.50	<10	<1	<1	<1
WCW-12	10/07/10	Blaine Tech	<100	-----	<0.50	-----	-----	-----	<0.50	<0.50	<10	-----	-----	-----
WCW-12	04/11/11	Blaine Tech	<50	-----	<0.50	<0.50	<0.50	<0.50	<0.50	<0.50	<10	<1	<1	<1
WCW-12	10/14/11	Parsons	-----	-----	<0.50	<0.50	<0.50	<0.50	<0.50	<0.50	<10	<2	<2	<2
WCW-12	04/17/12	CH2M Hill	<50	<50	<0.50	<0.50	<0.50	<0.50	<0.50	<0.50	<10	<1	<1	<1
WCW-12	10/18/12	Parsons	-----	-----	<0.50	<0.50	<0.50	<0.50	<0.50	<0.50	<10	<2	<2	<2
WCW-12	04/09/13	CHHL	<50	<50	<0.50	<0.50	<0.50	<0.50	<0.50	<0.50	<10	<1	<1	<1
WCW-12	10/08/13	CHHL	<50	<50	<0.50	<0.50	<0.50	<0.50	<0.50	<0.50	<10	<1	<1	<1
WCW-12	04/15/14	CHHL	<50	<50	<0.50	<0.50	<0.50	<0.50	<0.50	<0.50	<10	<1	<1	<1
WCW-12	10/28/14	BT for CH2MHill	<50	<50	<0.50	<0.50	<0.50	<0.50	<0.50	<0.50	<10	<1.0	<1.0	<1.0
WCW-12	04/22/15	BT for CH2MHill	<50	<50	<0.50	<0.50	<0.50	<0.50	<0.50	<0.50	<10	<1.0	<1.0	<1.0
WCW-12	10/21/15	BT for CH2MHill	<50	<50	<0.50	<0.50	<0.50	<0.50	<0.50	<0.50	<10	<1.0	<1.0	<1.0
WCW 12	04/12/16	BT for CH2MHill	<50	<50	<0.50	<0.50	<0.50	<0.50	<0.50	<0.50	<10	<1.0	<1.0	<1.0
WCW-12	10/04/16	BT for CH2MHill	<50	<50	<0.50	<0.50	<0.50	<0.50	<0.50	<0.50	<10	<1.0	<1.0	<1.0
WCW-12	04/19/17	BT for CH2MHill	<50	<50	<0.50	<0.50	<0.50	<0.50	<0.50	<0.50	<10	<1.0	<1.0	<1.0
WCW-12	10/03/17	BT for CH2MHill	<50	<50	<0.50	<0.50	<0.50	<0.50	<0.50	<0.50	<10	<1.0	<1.0	<1.0
WCW-12	04/17/18	BT for Jacobs	<50	<50	<0.50	<0.50	<0.50	<0.50	<0.50	<0.50	<10	<1	<1	<1

APPENDIX D

HISTORICAL ANALYTICAL RESULTS FOR TPH, BTEX COMPOUNDS, 1,2-DCA, AND FUEL OXYGENATES IN GROUNDWATER, NOVEMBER 1996 THROUGH NOVEMBER 2022

Defense Fuel Support Point Norwalk

15306 Norwalk Boulevard, Norwalk, California 90650

Well	Date	Sampled By	TPH-g (µg/L)	TPH-d (µg/L)	Benzene (µg/L)	Toluene (µg/L)	Ethyl-benzene (µg/L)	Xylenes (µg/L)	1,2-DCA (µg/L)	MTBE (µg/L)	TBA (µg/L)	DIPE (µg/L)	ETBE (µg/L)	TAME (µg/L)
WCW-12	11/07/18	BT for Jacobs	<50	<50	<0.50	<0.50	<0.50	<0.50	<0.50	<0.50	<10	<1.0	<1.0	<1.0
WCW-12	04/17/19	BT for Jacobs	<50	<50	<0.50	<0.50	<0.50	<0.50	<0.50	<0.50	<10	<1	<1	<1
WCW-12	10/30/19	BT for Jacobs	<50	<50	<0.50	<0.50	<0.50	<0.50	<0.50	<0.50	<10	<1.0	<1.0	<1.0
WCW-12	05/12/20	BT for Jacobs	<50	<50	<0.50	<0.50	<0.50	<0.50	<0.50	<0.50	<10	<1.0	<1.0	<1.0
WCW-12	11/03/20	BT for Jacobs	<50	<50	<0.50	<0.50	<0.50	<0.50	<0.50	<0.50	<10	<1.0	<1.0	<1.0
WCW-12	05/04/21	BT for Jacobs	<50	<50	<0.50	<0.50	<0.50	<0.50	<0.50	<0.50	<10	<1.0	<1.0	<1.0
WCW-12	11/03/21	BT for Jacobs	<50	<50	<0.50	<0.50	<0.50	<0.50	<0.50	<0.50	<10	<1.0	<1.0	<1.0
WCW-12	05/10/22	BT for Jacobs	<50	<50	<0.50	<0.50	<0.50	<0.50	<0.50	<0.50	<10	<1.0	<1.0	<1.0
WCW-12	11/03/22	BT for Jacobs	<50	<50	<0.50	<0.50	<0.50	<0.50	<0.50	<0.50	<10	<1.0	<1.0	<1.0
WCW-13	11/25/96	GSI	<50	<500	<0.50	<0.50	<0.50	<1.5	<0.50	<5	-----	-----	-----	-----
WCW-13	07/09/97	Terra Services	<100	<500	<0.50	<0.50	<0.50	<1	<0.50	<5	-----	-----	-----	-----
WCW-13	01/05/98	GTI	<500	<100	<0.50	<0.50	<0.50	<1	<0.50	<0.50	-----	-----	-----	-----
WCW-13	05/18/98	Terra Services	-----	-----	<0.50	<0.50	<0.50	<1	<0.50	**1.4**	-----	-----	-----	-----
WCW-13	11/03/98	GTI	<300	-----	<0.50	<0.50	<0.50	<0.50	<0.50	<0.50	-----	-----	-----	-----
WCW-13	05/06/99	Alton Geoscience	<500	<500	**0.88**	**3.1**	<0.50	**0.87**	<1	<0.50	-----	-----	-----	-----
WCW-13	11/17/99	IT Corporation	<300	-----	<0.50	<0.50	<0.50	<0.50	<0.50	<0.50	-----	-----	-----	-----
WCW-13	05/18/00	Secor	<300	-----	<0.50	<0.50	<0.50	<0.50	**0.8**	<0.50	-----	-----	-----	-----
WCW-13	08/28/00	Secor	<300	-----	<0.50	<0.50	<0.50	<0.50	<0.50	<0.50	-----	-----	-----	-----
WCW-13	11/30/00	IT Corporation	<300	-----	**0.6**	<0.50	<0.50	<0.50	**1**	<0.50	-----	-----	-----	-----
WCW-13	02/05/01	Secor	<300	-----	<0.50	<0.50	<0.50	<0.50	<0.50	<0.50	-----	-----	-----	-----
WCW-13	05/09/01	Secor	<300	-----	<0.50	<0.50	<0.50	<0.50	**0.6**	<0.50	-----	-----	-----	-----
WCW-13	09/18/01	Secor	<300	-----	<0.50	<0.50	<0.50	<0.50	**1**	<0.50	-----	-----	-----	-----
WCW-13	11/08/01	IT Corporation	<300	-----	<0.50	<0.50	<0.50	<0.50	<0.50	<0.50	-----	-----	-----	-----
WCW-13	01/30/02	Secor	<300	-----	<0.50	<0.50	<0.50	<0.50	<0.50	<0.50	-----	-----	-----	-----
WCW-13	04/09/02	Secor	<300	-----	<0.50	<0.50	<0.50	<0.50	<0.50	<0.50	-----	-----	-----	-----
WCW-13	07/30/02	IT Corporation	<300	-----	<0.50	<0.50	<0.50	<0.50	<0.50	<0.50	-----	-----	-----	-----
WCW-13	10/24/02	GTI	<300	-----	<0.50	<1	<1	<1	<0.50	<1	-----	-----	-----	-----
WCW-13	01/28/03	Secor	<300	-----	<0.50	<0.50	<0.50	<0.50	<0.50	<0.50	-----	-----	-----	-----
WCW-13	04/09/03	Secor	<50	-----	<0.50	<0.50	<0.50	<0.50	<0.50	<0.50	-----	-----	-----	-----
WCW-13	07/30/03	Secor	<50	-----	<0.50	<0.50	<0.50	<0.50	<0.50	<0.50	-----	-----	-----	-----
WCW-13	01/28/04	Secor	<50	-----	<0.50	<0.50	<0.50	<0.50	<0.50	<0.50	-----	-----	-----	-----
WCW-13	05/10/04	Secor	<50	-----	<0.50	<0.50	<0.50	<0.50	<0.50	<0.50	-----	-----	-----	-----
WCW-13	07/20/04	Secor	<50	-----	<0.50	<0.50	<0.50	<0.50	<0.50	<0.50	-----	-----	-----	-----
WCW-13	11/03/04	Blaine Tech	<100	-----	<0.50	<0.50	<0.50	<0.50	<0.50	<0.50	<10	<2	<2	<2
WCW-13	02/03/05	Secor	<50	-----	<0.50	<0.50	<0.50	<0.50	<0.50	<0.50	-----	-----	-----	-----
WCW-13	05/05/05	Secor	<50	-----	<0.50	<0.50	<0.50	<0.50	<0.50	<0.50	-----	-----	-----	-----
WCW-13	08/02/05	Secor	<50	-----	<0.50	<0.50	<0.50	<0.50	<0.50	<0.50	-----	-----	-----	-----
WCW-13	11/05/05	Blaine Tech	<100	-----	<0.50	<0.50	<0.50	<0.50	<0.50	<0.50	<10	<2	<2	<2
WCW-13	02/28/06	Secor	<50	-----	<0.50	<0.50	<0.50	<0.50	<0.50	<0.50	-----	-----	-----	-----
WCW-13	05/05/06	Secor	<50	-----	<0.50	<0.50	<0.50	<0.50	<0.50	<0.50	-----	-----	-----	-----
WCW-13	09/20/06	Secor	<50	-----	<0.50	<0.50	<0.50	<0.50	<0.50	<0.50	-----	-----	-----	-----
WCW-13	12/08/06	Blaine Tech	<100	-----	<0.50	<0.50	<0.50	<0.50	<0.50	<0.50	<10	<2	<2	<2
WCW-13	03/13/07	Secor	<50	-----	<0.50	<0.50	<0.50	<0.50	<0.50	<0.50	-----	-----	-----	-----
WCW-13	05/01/07	Secor	<50	-----	<0.50	<0.50	<0.50	<0.50	<0.50	<0.50	-----	-----	-----	-----
WCW-13	08/28/07	Secor	<50	-----	<0.50	<0.50	<0.50	<0.50	<0.50	<0.50	-----	-----	-----	-----
WCW-13	11/13/07	Blaine Tech	<100	-----	<0.50	<0.50	<0.50	<0.50	<0.50	<0.50	<10	<2	<2	<2
WCW-13	02/21/08	Secor	<50	-----	<0.50	<0.50	<0.50	<0.50	<0.50	<0.50	-----	-----	-----	-----
WCW-13	04/18/08	Secor	<50	-----	<0.50	<0.50	<0.50	<0.50	<0.50	<0.50	-----	-----	-----	-----
WCW-13	08/13/08	Secor	<50	-----	<0.50	<0.50	<0.50	<0.50	<0.50	<0.50	-----	-----	-----	-----
WCW-13	10/17/08	Blaine Tech	<100	-----	<0.50	<0.50	<0.50	<0.50	<0.50	<0.50	<10	<2	<2	<2
WCW-13	02/23/09	Blaine Tech	<50	-----	<0.50	<0.50	<0.50	<0.50	<0.50	<0.50	-----	-----	-----	-----

APPENDIX D

HISTORICAL ANALYTICAL RESULTS FOR TPH, BTEX COMPOUNDS, 1,2-DCA, AND FUEL OXYGENATES IN GROUNDWATER, NOVEMBER 1996 THROUGH NOVEMBER 2022

Defense Fuel Support Point Norwalk

15306 Norwalk Boulevard, Norwalk, California 90650

Well	Date	Sampled By	TPH-g (µg/L)	TPH-d (µg/L)	Benzene (µg/L)	Toluene (µg/L)	Ethyl-benzene (µg/L)	Xylenes (µg/L)	1,2-DCA (µg/L)	MTBE (µg/L)	TBA (µg/L)	DIPE (µg/L)	ETBE (µg/L)	TAME (µg/L)
WCW-13	04/21/09	Blaine Tech for AMEC	<50	-----	<0.50	<0.50	<0.50	<0.50	<0.50	<0.50	<10	<1	<1	<1
WCW-13	07/20/09	Blaine Tech	<50	-----	<0.50	<0.50	<0.50	<0.50	<0.50	<0.50	<10	<1	<1	<1
WCW-13	10/27/09	Blaine Tech	<100	-----	<0.50	<0.50	<0.50	<0.50	<0.50	<0.50	<10	<2	<2	<2
WCW-13	03/15/10	Blaine Tech	<50	-----	<0.50	<0.50	<0.50	<0.50	<0.50	<0.50	<10	<1	<1	<1
WCW-13	05/24/10	Blaine Tech	<50	-----	<0.50	<0.50	<0.50	<0.50	<0.50	<0.50	<10	<1	<1	<1
WCW-13	07/12/10	Blaine Tech	<50	-----	<0.50	<0.50	<0.50	<0.50	<0.50	<0.50	<10	<1	<1	<1
WCW-13	10/08/10	Blaine Tech	<50	-----	<0.50	<0.50	<0.50	<0.50	<0.50	<0.50	<10	<1	<1	<1
WCW-13	01/10/11	Blaine Tech	<50	-----	<0.50	<0.50	<0.50	<0.50	<0.50	<0.50	<10	<1	<1	<1
WCW-13	04/11/11	Blaine Tech	<50	-----	<0.50	<0.50	<0.50	<0.50	<0.50	<0.50	<10	<1	<1	<1
WCW-13	07/11/11	CH2M Hill	<50	-----	<0.50	<0.50	<0.50	<0.50	<0.50	<0.50	<10	<1	<1	<1
WCW-13	10/11/11	CH2M Hill	<50	-----	<0.50	<0.50	<0.50	<0.50	<0.50	<0.50	<10	<1	<1	<1
WCW-13	01/09/12	CH2M Hill	<50	-----	<0.50	<0.50	<0.50	<0.50	<0.50	<0.50	<10	<1	<1	<1
WCW-13	04/17/12	CH2M Hill	<50	<50	<0.50	<0.50	<0.50	<0.50	<0.50	<0.50	<10	<1	<1	<1
WCW-13	07/09/12	CHHL	<50	<50	<0.50	<0.50	<0.50	<0.50	<0.50	<0.50	<10	<1	<1	<1
WCW-13	10/16/12	CHHL	<50	<50	<0.50	<0.50	<0.50	<0.50	<0.50	<0.50	<10	<1	<1	<1
WCW-13	01/14/13	CHHL	<50	<50	<0.50	<0.50	<0.50	<0.50	<0.50	<0.50	<10	<1	<1	<1
WCW-13	04/09/13	CHHL	<50	<50	<0.50	<0.50	<0.50	<0.50	<0.50	<0.50	<10	<1	<1	<1
WCW-13	10/09/13	CHHL	<50	<100	<0.50	<0.50	<0.50	<0.50	<0.50	<0.50	<10	<1	<1	<1
WCW-13	04/15/14	CHHL	<50	<50	<0.50	<0.50	<0.50	<0.50	<0.50	<0.50	<10	<1	<1	<1
WCW-13	10/28/14	BT for CH2MHill	<50	<50	<0.50	<0.50	<0.50	<0.50	<0.50	<0.50	<10	<1.0	<1.0	<1.0
WCW-13	04/22/15	BT for CH2MHill	<50	<50	<0.50	<0.50	<0.50	<0.50	<0.50	<0.50	<10	<1.0	<1.0	<1.0
WCW-13	10/21/15	BT for CH2MHill	<50	<50	<0.50	<0.50	<0.50	<0.50	<0.50	<0.50	<10	<1.0	<1.0	<1.0
WCW-13	04/12/16	BT for CH2MHill	<50	<50	<0.50	<0.50	<0.50	<0.50	<0.50	<0.50	<10	<1.0	<1.0	<1.0
WCW-13	10/04/16	BT for CH2MHill	<50	<50	<0.50	<0.50	<0.50	<0.50	<0.50	<0.50	<10	<1.0	<1.0	<1.0
WCW-13	04/18/17	BT for CH2MHill	<50	**450**	<0.50	<0.50	<0.50	<0.50	<0.50	<0.50	<10	<1.0	<1.0	<1.0
WCW-13	10/03/17	BT for CH2MHill	<50	<50	<0.50	<0.50	<0.50	<0.50	<0.50	<0.50	<10	<1.0	<1.0	<1.0
WCW-13	04/17/18	BT for Jacobs	<50	<50	<0.50	<0.50	<0.50	<0.50	<0.50	<0.50	<10	<1	<1	<1
WCW-13	11/07/18	BT for Jacobs	<50	<50	<0.50	<0.50	<0.50	<0.50	<0.50	<0.50	<10	<1.0	<1.0	<1.0
WCW-13	04/17/19	BT for Jacobs	<50	<50	<0.50	<0.50	<0.50	<0.50	<0.50	<0.50	<10	<1	<1	<1
WCW-13	10/30/19	BT for Jacobs	<50	<50	<0.50	<0.50	<0.50	<0.50	<0.50	<0.50	<10	<1.0	<1.0	<1.0
WCW-13	05/05/20	BT for Jacobs	<50	<50	<0.50	<0.50	<0.50	<0.50	<0.50	<0.50	<10	<1.0	<1.0	<1.0
WCW-13	11/03/20	BT for Jacobs	<50	<50	<0.50	<0.50	<0.50	<0.50	<0.50	<0.50	<10	<1.0	<1.0	<1.0
WCW-13	05/04/21	BT for Jacobs	<50	<50	<0.50	<0.50	<0.50	<0.50	<0.50	<0.50	<10	<1.0	<1.0	<1.0
WCW-13	11/03/21	BT for Jacobs	<50	<50	<0.50	<0.50	<0.50	<0.50	<0.50	<0.50	<10	<1.0	<1.0	<1.0
WCW-13	05/10/22	BT for Jacobs	<50	<50	<0.50	<0.50	<0.50	<0.50	<0.50	<0.50	<10	<1.0	<1.0	<1.0
WCW-13	11/03/22	BT for Jacobs	<50	<50	<0.50	<0.50	<0.50	<0.50	<0.50	<0.50	<10	<1.0	<1.0	<1.0
WCW-14	11/03/98	GTI	<300	-----	<0.50	<0.50	<0.50	<0.50	**1.5**	<0.50	-----	-----	-----	-----
WCW-14	05/06/99	Alton Geoscience	<500	<500	**1.8**	**6.6**	**0.55**	**3.0**	<1	<0.50	-----	-----	-----	-----
WCW-14	11/17/99	IT Corporation	<300	-----	<0.50	<0.50	<0.50	<0.50	<0.50	<0.50	-----	-----	-----	-----
WCW-14	05/18/00	Secor	<300	-----	<0.50	<0.50	<0.50	<0.50	<0.50	<0.50	-----	-----	-----	-----
WCW-14	11/30/00	IT Corporation	<300	-----	<0.50	<0.50	<0.50	<0.50	<0.50	<0.50	-----	-----	-----	-----
WCW-14	05/09/01	Secor	<300	-----	<0.50	<0.50	<0.50	<0.50	<0.50	<0.50	-----	-----	-----	-----
WCW-14	11/08/01	IT Corporation	<300	-----	<0.50	<0.50	<0.50	<0.50	<0.50	<0.50	-----	-----	-----	-----
WCW-14	04/09/02	Secor	<300	-----	<0.50	<0.50	<0.50	<0.50	<0.50	<0.50	-----	-----	-----	-----
WCW-14	10/24/02	GTI	<300	-----	<0.50	<1	<1	<1	<0.50	<1	-----	-----	-----	-----
WCW-14	04/09/03	Secor	<50	-----	<0.50	<0.50	<0.50	<0.50	<0.50	<0.50	-----	-----	-----	-----
WCW-14	05/10/04	Secor	<50	-----	<0.50	<0.50	<0.50	<0.50	<0.50	<0.50	-----	-----	-----	-----
WCW-14	11/03/04	Blaine Tech	<100	-----	<0.50	<0.50	<0.50	<0.50	<0.50	<0.50	<10	<2	<2	<2
WCW-14	05/05/05	Secor	<50	-----	<0.50	<0.50	<0.50	<0.50	<0.50	<0.50	-----	-----	-----	-----
WCW-14	11/05/05	Blaine Tech	<100	-----	<0.50	<0.50	<0.50	<0.50	<0.50	<0.50	<10	<2	<2	<2
WCW-14	05/05/06	Secor	<50	-----	<0.50	<0.50	<0.50	<0.50	<0.50	<0.50	-----	-----	-----	-----

APPENDIX D

HISTORICAL ANALYTICAL RESULTS FOR TPH, BTEX COMPOUNDS, 1,2-DCA, AND FUEL OXYGENATES IN GROUNDWATER, NOVEMBER 1996 THROUGH NOVEMBER 2022

Defense Fuel Support Point Norwalk

15306 Norwalk Boulevard, Norwalk, California 90650

Well	Date	Sampled By	TPH-g (µg/L)	TPH-d (µg/L)	Benzene (µg/L)	Toluene (µg/L)	Ethyl-benzene (µg/L)	Xylenes (µg/L)	1,2-DCA (µg/L)	MTBE (µg/L)	TBA (µg/L)	DIPE (µg/L)	ETBE (µg/L)	TAME (µg/L)
WCW-14	12/08/06	Blaine Tech	<100	-----	<0.50	<0.50	<0.50	<0.50	<0.50	<0.50	<10	<2	<2	<2
WCW-14	05/01/07	Secor	<50	-----	<0.50	<0.50	<0.50	<0.50	<0.50	<0.50	-----	-----	-----	-----
WCW-14	11/13/07	Blaine Tech	<100	-----	<0.50	<0.50	<0.50	<0.50	<0.50	<0.50	<10	<2	<2	<2
WCW-14	04/18/08	Secor	<50	-----	<0.50	<0.50	<0.50	<0.50	<0.50	<0.50	-----	-----	-----	-----
WCW-14	10/17/08	Blaine Tech	<100	-----	<0.50	<0.50	<0.50	<0.50	<0.50	<0.50	<10	<2	<2	<2
WCW-14	04/21/09	Blaine Tech for AMEC	<50	-----	<0.50	<0.50	<0.50	<0.50	<0.50	<0.50	<10	<1	<1	<1
WCW-14	10/27/09	Blaine Tech	<100	-----	<0.50	<0.50	<0.50	<0.50	<0.50	<0.50	<10	<2	<2	<2
WCW-14	05/25/10	Blaine Tech	<50	-----	<0.50	<0.50	<0.50	<0.50	<0.50	<0.50	<10	<1	<1	<1
WCW-14	10/07/10	Blaine Tech	<100	-----	<0.50	-----	-----	-----	<0.50	<0.50	<10	-----	-----	-----
WCW-14	04/12/11	Blaine Tech	<50	-----	<0.50	<0.50	<0.50	<0.50	<0.50	<0.50	<10	<1	<1	<1
WCW-14	10/14/11	Parsons	-----	-----	<0.50	<0.50	<0.50	<0.50	<0.50	<0.50	<10	<2	<2	<2
WCW-14	04/17/12	CH2M Hill	<50	<50	<0.50	<0.50	<0.50	<0.50	<0.50	<0.50	<10	<1	<1	<1
WCW-14	10/18/12	Parsons	-----	-----	<0.50	<0.50	<0.50	<0.50	<0.50	<0.50	<10	<2	<2	<2
WCW-14	04/09/13	CHHL	<50	<50	<0.50	<0.50	<0.50	<0.50	<0.50	<0.50	<10	<1	<1	<1
WCW-14	10/08/13	CHHL	<50	<50	<0.50	<0.50	<0.50	<0.50	<0.50	<0.50	<10	<1	<1	<1
WCW-14	04/15/14	CHHL	<50	<50	<0.50	<0.50	<0.50	<0.50	<0.50	<0.50	<10	<1	<1	<1
WCW-14	10/28/14	BT for CH2MHill	<50	<50	<0.50	<0.50	<0.50	<0.50	<0.50	<0.50	<10	<1.0	<1.0	<1.0
WCW-14	04/23/15	BT for CH2MHill	<50	<50	<0.50	<0.50	<0.50	<0.50	<0.50	<0.50	<10	<1.0	<1.0	<1.0
WCW-14	10/21/15	BT for CH2MHill	<50	<50	<0.50	<0.50	<0.50	<0.50	<0.50	<0.50	<10	<1.0	<1.0	<1.0
WCW-14	04/12/16	BT for CH2MHill	<50	<50	<0.50	<0.50	<0.50	<0.50	<0.50	<0.50	<10	<1.0	<1.0	<1.0
WCW-14	10/04/16	BT for CH2MHill	<50	<50	<0.50	<0.50	<0.50	<0.50	<0.50	<0.50	<10	<1.0	<1.0	<1.0
WCW-14	04/19/17	BT for CH2MHill	<50	<50	<0.50	<0.50	<0.50	<0.50	<0.50	<0.50	<10	<1.0	<1.0	<1.0
WCW-14	10/03/17	BT for CH2MHill	<50	<50	<0.50	<0.50	<0.50	<0.50	<0.50	<0.50	<10	<1.0	<1.0	<1.0
WCW-14	04/17/18	BT for Jacobs	<50	<50	<0.50	<0.50	<0.50	<0.50	<0.50	<0.50	<10	<1	<1	<1
WCW-14	11/06/18	BT for Jacobs	<50	<50	<0.50	<0.50	<0.50	<0.50	<0.50	<0.50	<10	<1.0	<1.0	<1.0
WCW-14	04/17/19	BT for Jacobs	<50	<50	<0.50	<0.50	<0.50	<0.50	<0.50	<0.50	<10	<1	<1	<1
WCW-14	10/30/19	BT for Jacobs	<50	<50	<0.50	<0.50	<0.50	<0.50	<0.50	<0.50	<10	<1.0	<1.0	<1.0
WCW-14	05/06/20	BT for Jacobs	<50	<50	<0.50	<0.50	<0.50	<0.50	<0.50	<0.50	<10	<1.0	<1.0	<1.0
WCW-14	11/03/20	BT for Jacobs	<50	<50	<0.50	<0.50	<0.50	<0.50	<0.50	<0.50	<10	<1.0	<1.0	<1.0
WCW-14	05/05/21	BT for Jacobs	<50	<50	<0.50	<0.50	<0.50	<0.50	<0.50	<0.50	<10	<1.0	<1.0	<1.0
WCW-14	11/03/21	BT for Jacobs	<50	<50	<0.50	<0.50	<0.50	<0.50	<0.50	<0.50	<10	<1.0	<1.0	<1.0
WCW-14	05/10/22	BT for Jacobs	<50	<50	<0.50	<0.50	<0.50	<0.50	<0.50	<0.50	<10	<1.0	<1.0	<1.0
WCW-14	11/02/22	BT for Jacobs	<50	<50	<0.50	<0.50	<0.50	<0.50	**0.79**	<0.50	<10	<1.0	<1.0	<1.0

Notes:

Detected concentrations are shown in **bold**.
TPH = total petroleum hydrocarbons
BTEX Compounds = benzene, toluene, ethylbenzene, and total xylenes
1,2-DCA = 1,2-dichloroethane
TPH-g = total petroleum hydrocarbons as gasoline
TPH-fp = total petroleum hydrocarbons quantified using a site fuel product standard
TPH-d = total petroleum hydrocarbons as diesel
TPH-JP-4 = total petroleum hydrocarbons as Jet Propellant No.4
TPH-JP-5 = total petroleum hydrocarbons as Jet Propellant No.5
MTBE = methyl tertiary-butyl ether
TBA = tertiary-butyl alcohol
DIPE = diisopropyl ether
ETBE = ethyl tertiary-butyl ether
TAME = tertiary-amyl methyl ether
<100 = not detected at or above the indicated laboratory reporting limit
----- = not analyzed
HD = Chromatographic pattern was inconsistent with the profile of the reference fuel standard.
J = estimated concentration below the laboratory reporting limit

APPENDIX E

TIME-SERIES CHARTS

FORMER TANK FARM AREA

GMW-6, GMW-15, GMW-32, GMW-45, GMW-47, MW-23(MID), AND MW-26

GMW-6

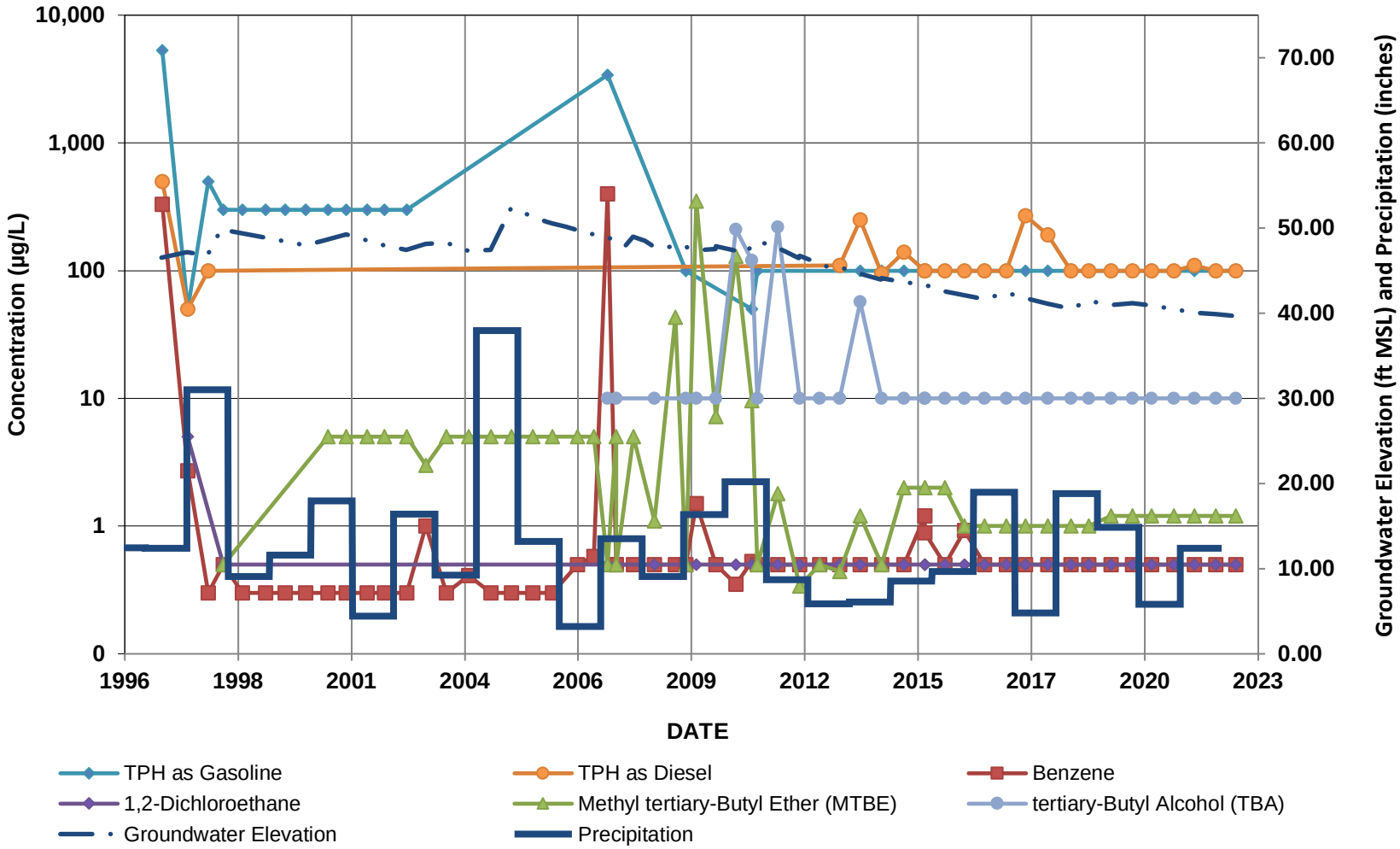

Non-detect results are plotted at the laboratory reporting limit (see table in Appendix D)

SGI/Apex

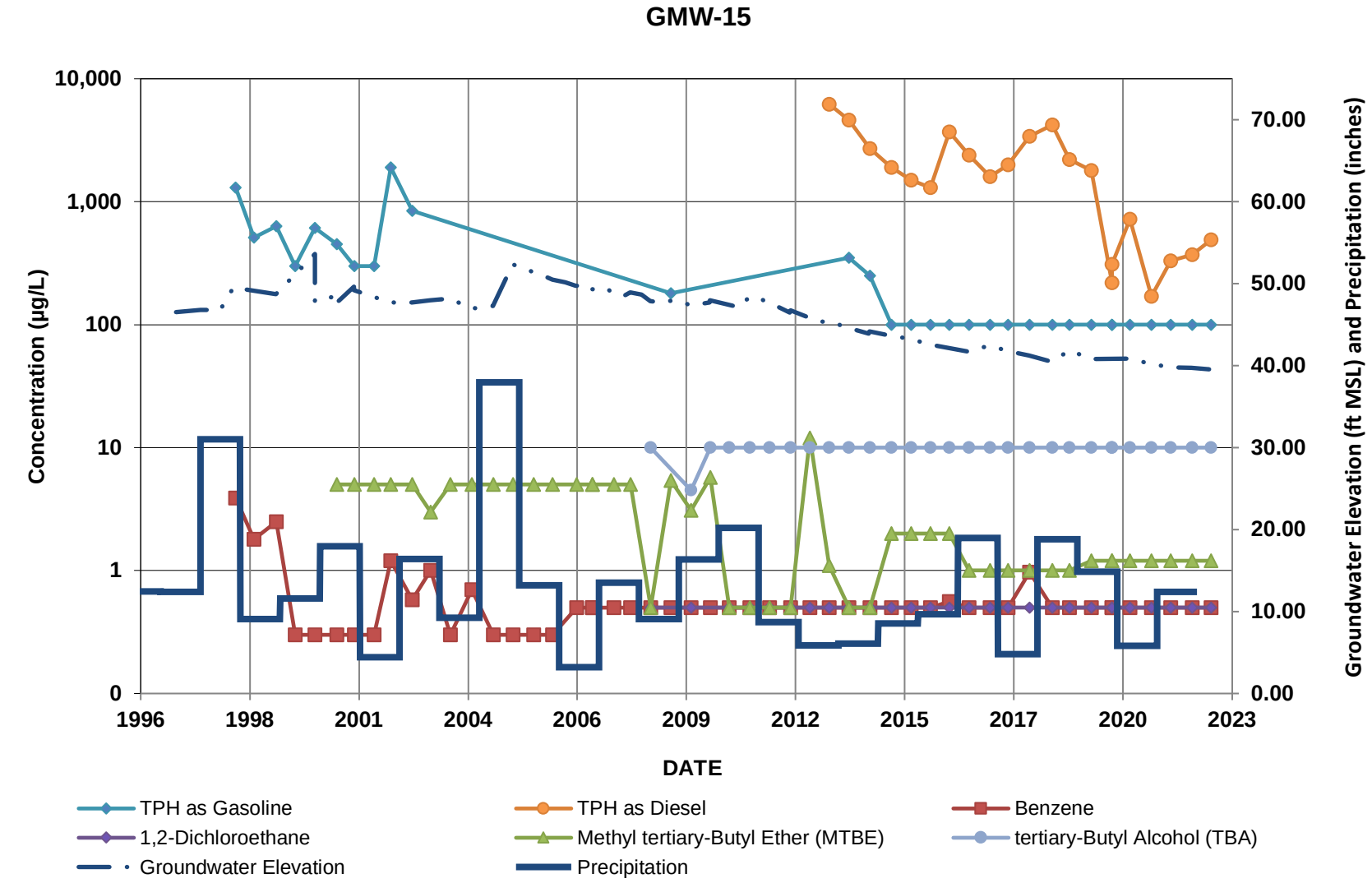

Non-detect results are plotted at the laboratory reporting limit (see table in Appendix D)

SGI/Apex

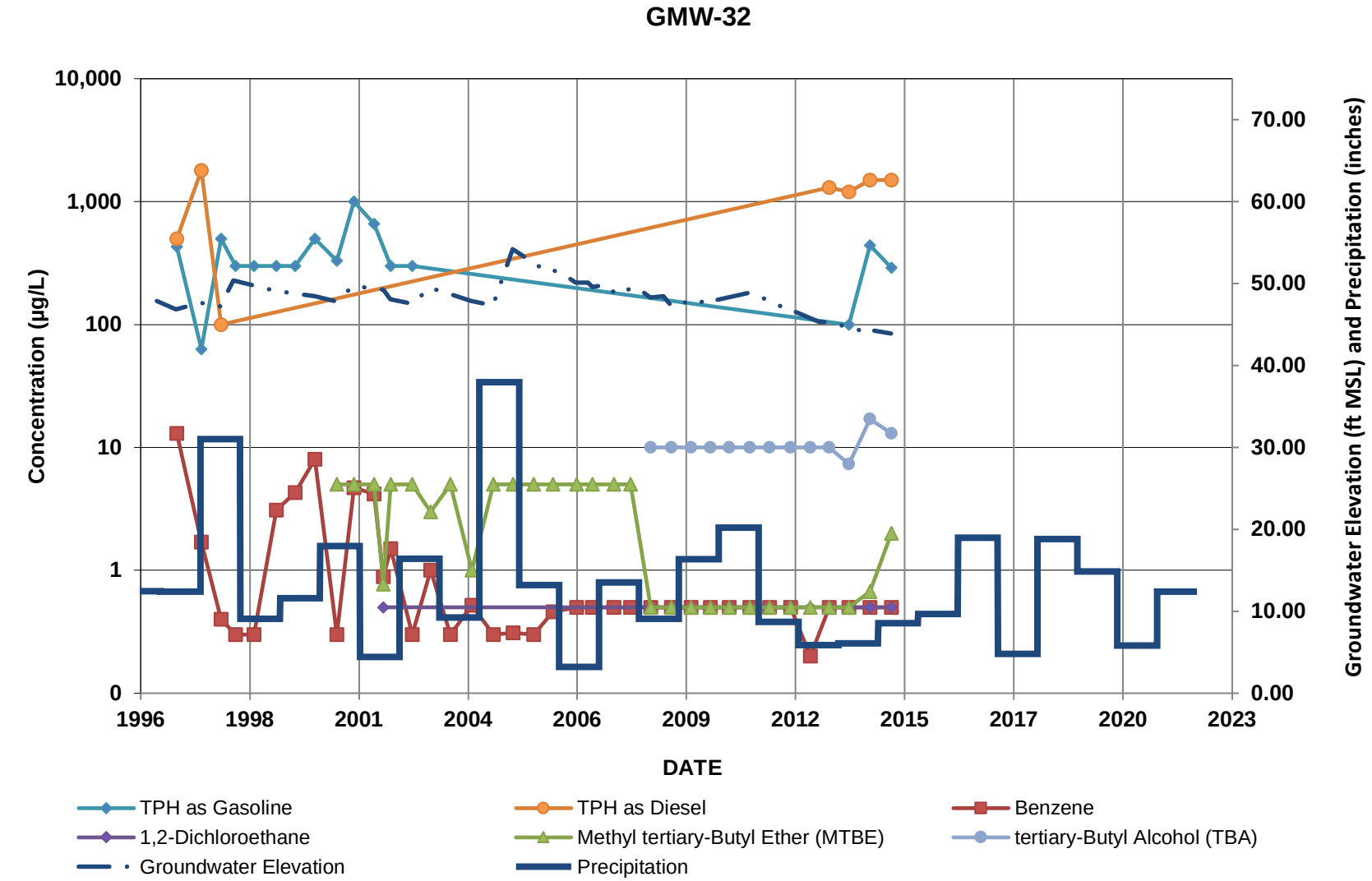

Non-detect results are plotted at the laboratory reporting limit (see table in Appendix D)

SGI/Apex

GMW-45

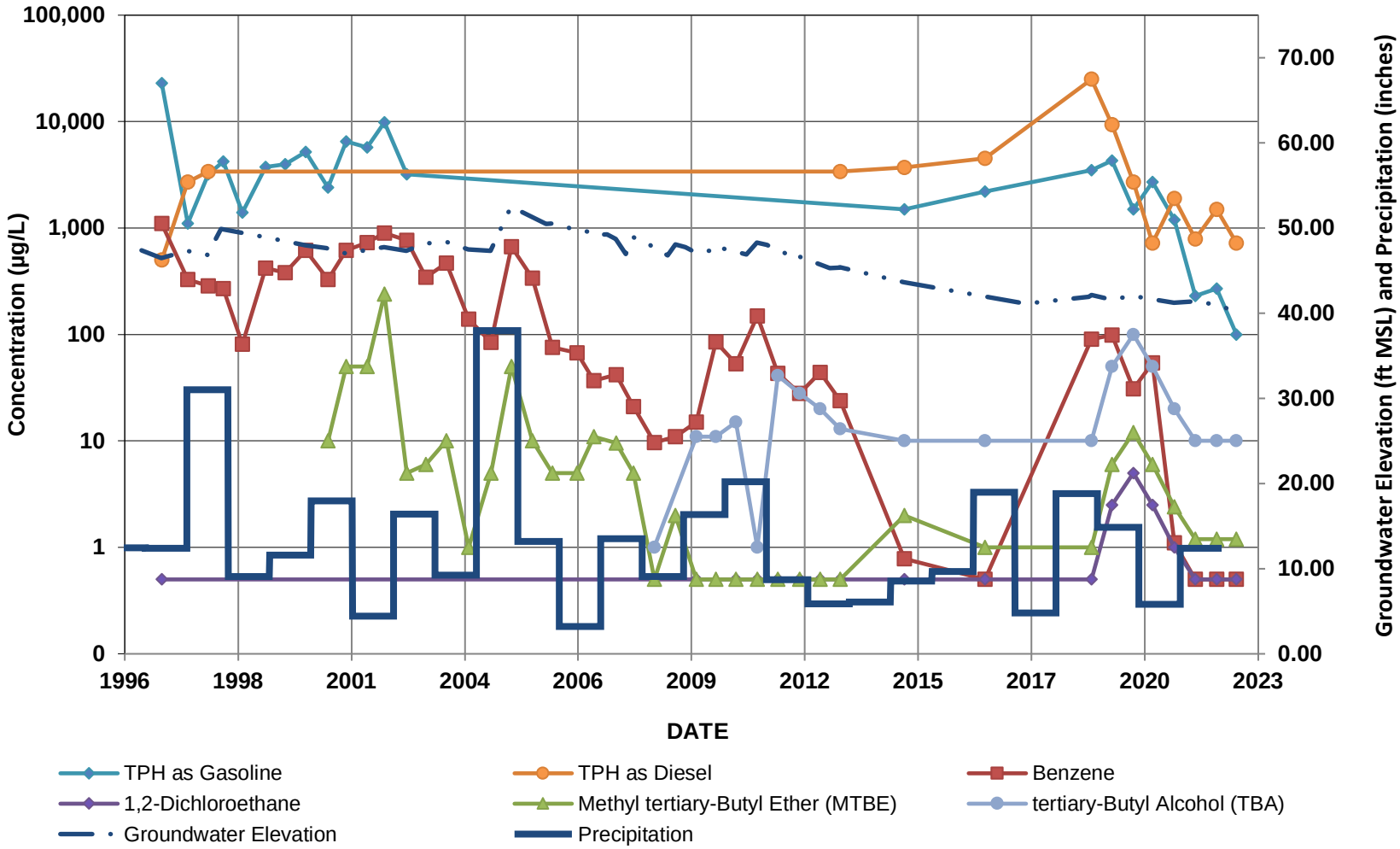

Non-detect results are plotted at the laboratory reporting limit (see table in Appendix D)

SGI/Apex

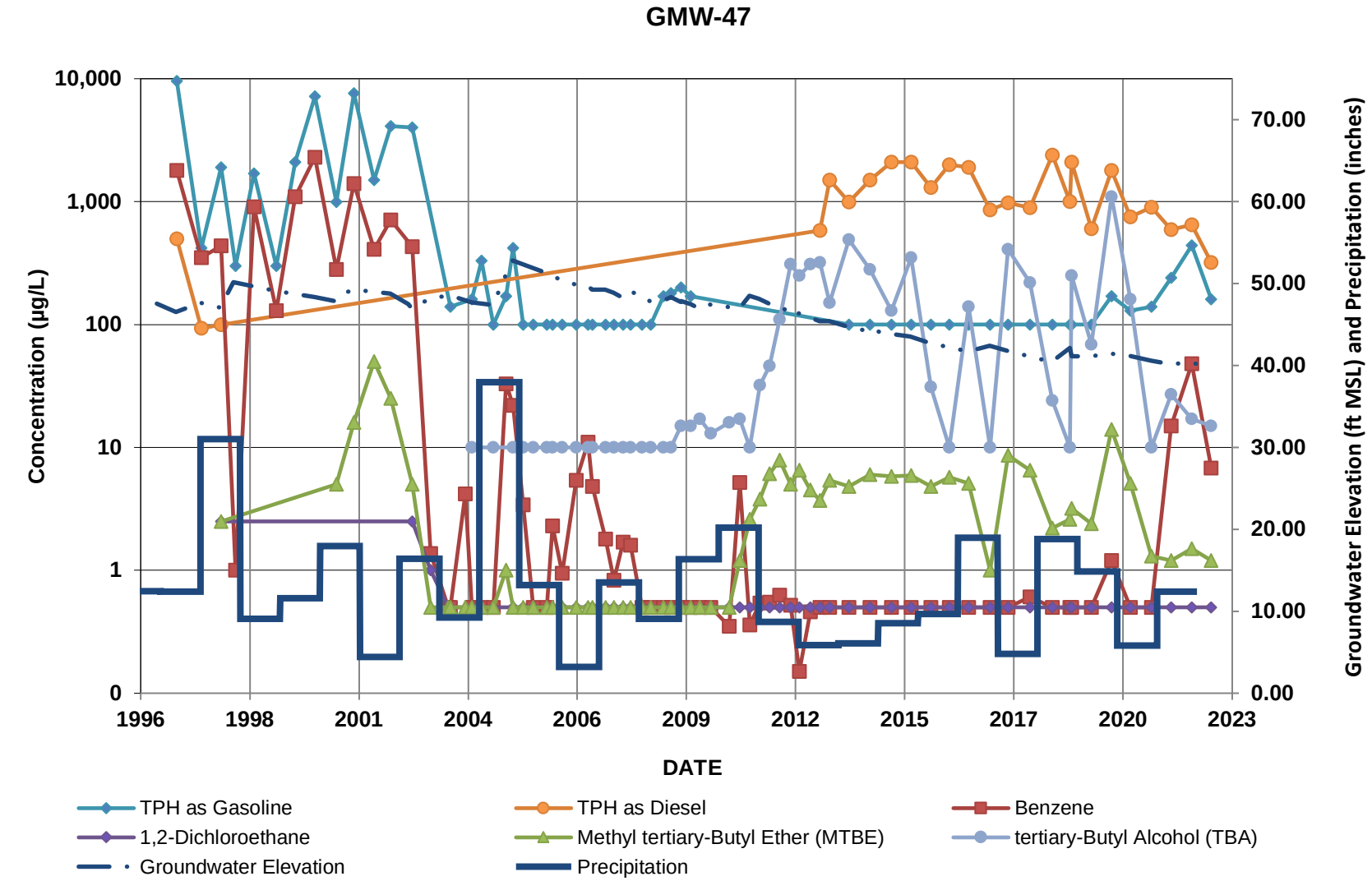

Non-detect results are plotted at the laboratory reporting limit (see table in Appendix D)

SGI/Apex

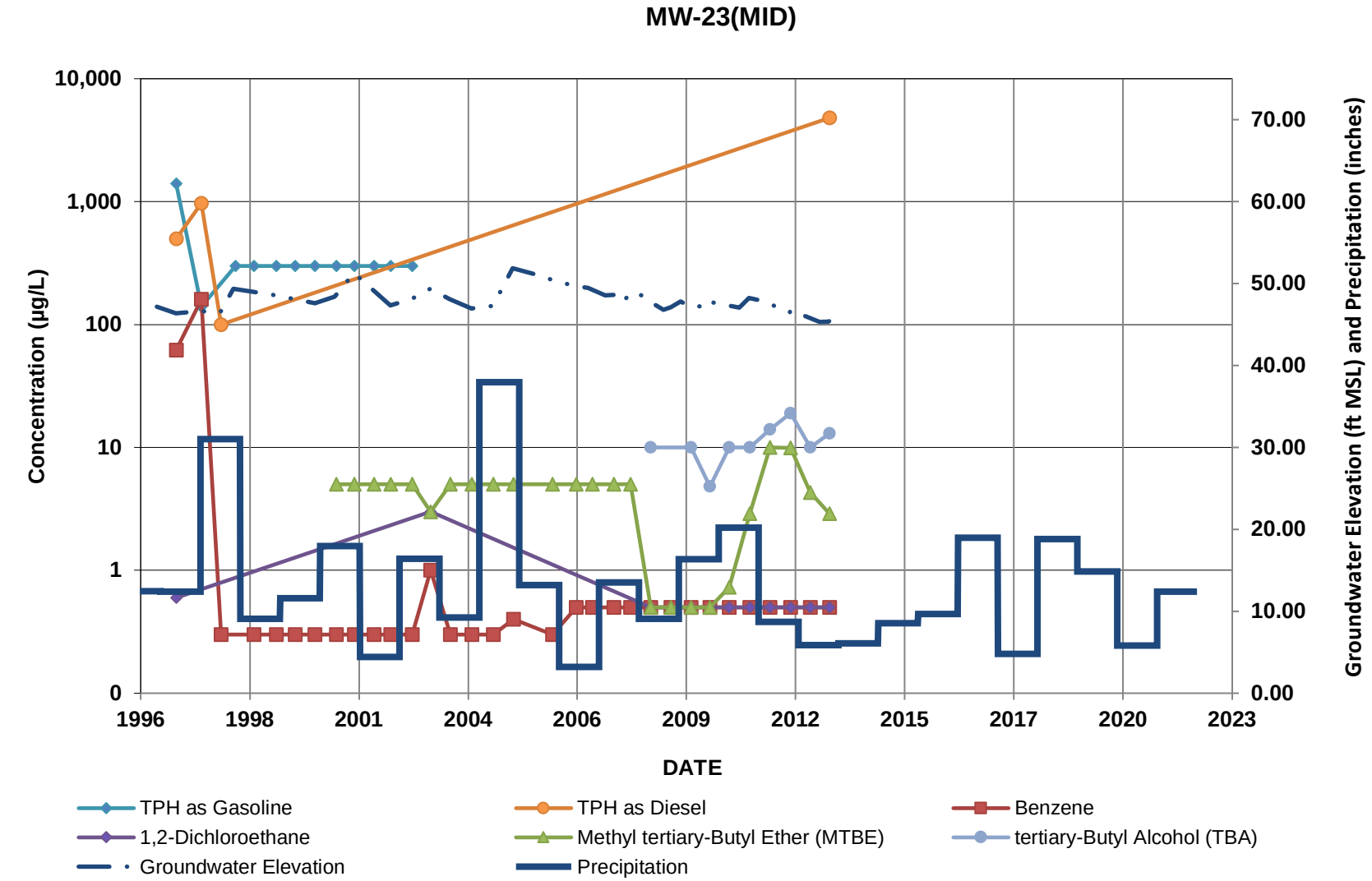

Non-detect results are plotted at the laboratory reporting limit (see table in Appendix D)

SGI/Apex

MW-26

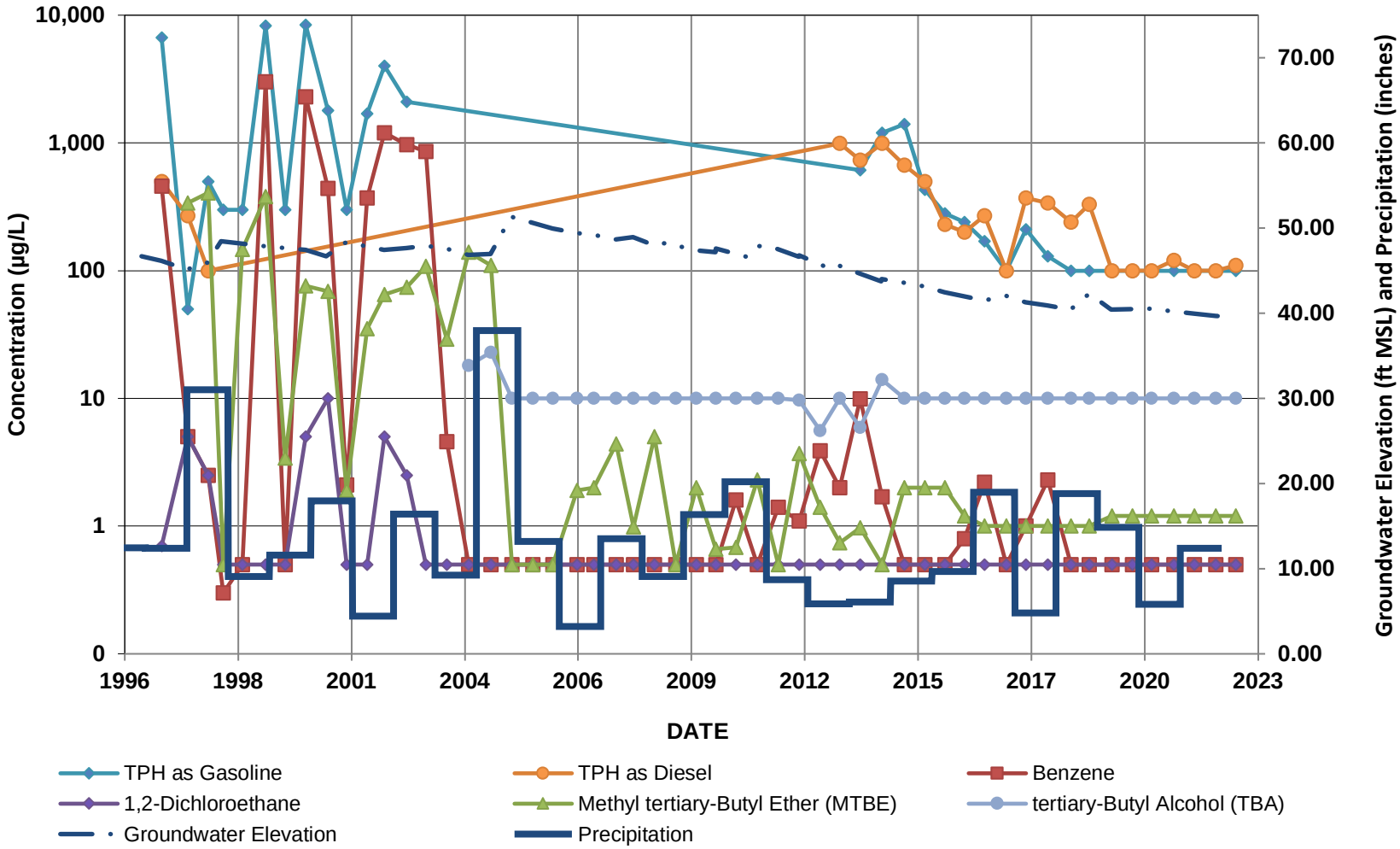

Non-detect results are plotted at the laboratory reporting limit (see table in Appendix D)

SGI/Apex

WESTERN AREA

GMW-8, GW-2, GW-6, GW-13, MW-6, MW-7, MW-22(MID), MW-26, WCW-3, AND WCW-7

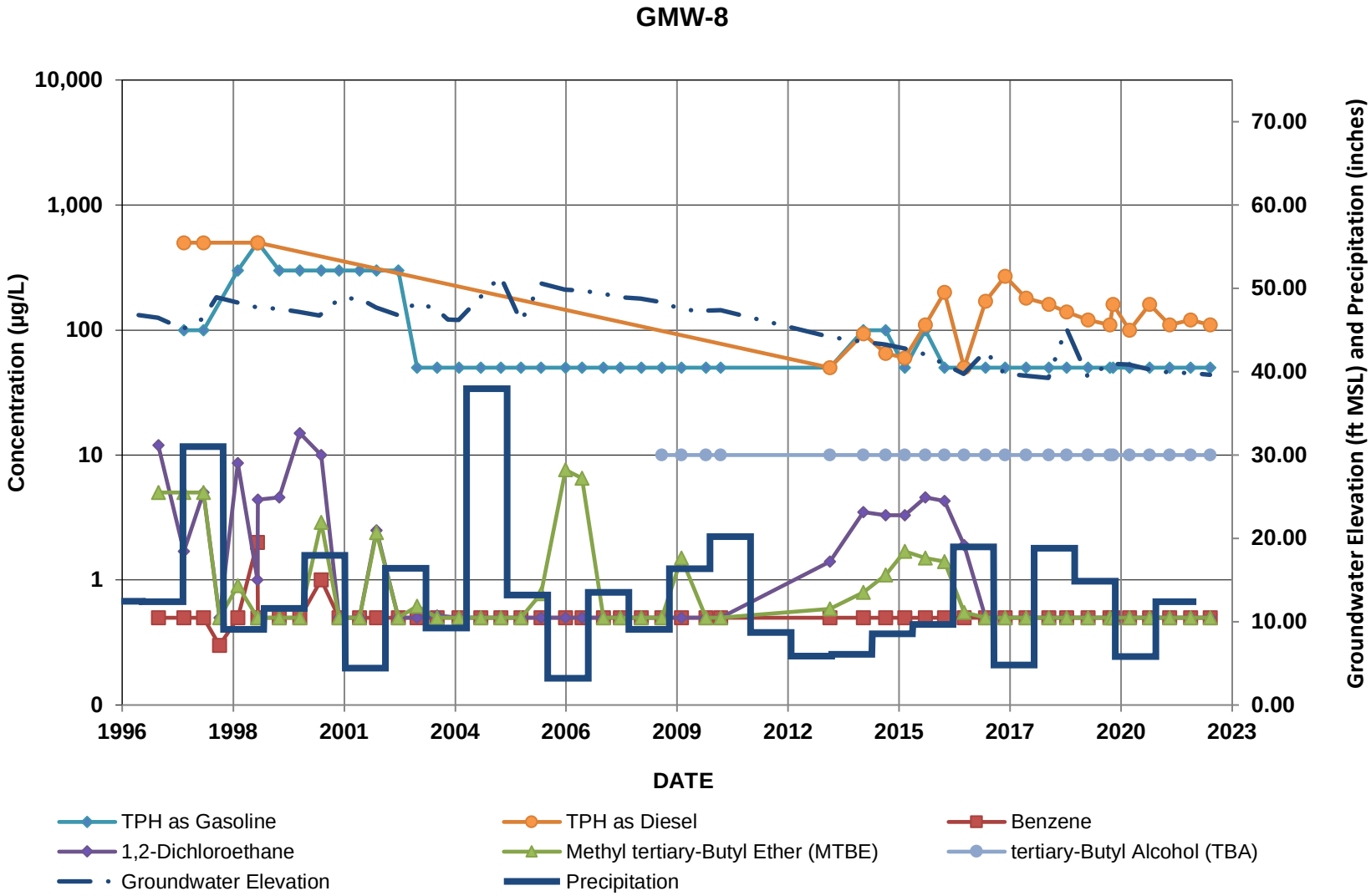

Non-detect results are plotted at the laboratory reporting limit (see table in Appendix D)

SGI/Apex

GW-2

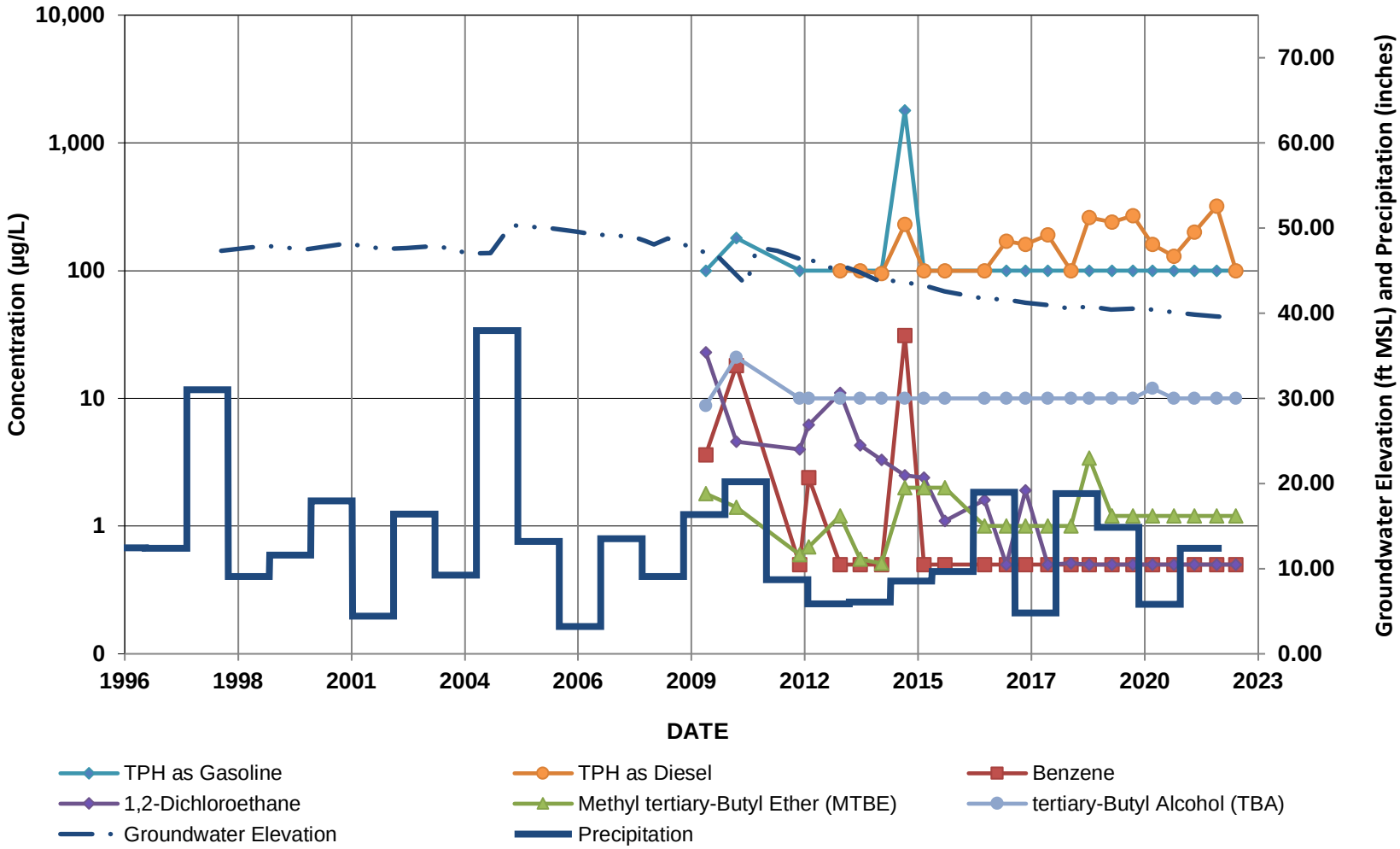

Non-detect results are plotted at the laboratory reporting limit (see table in Appendix D)

SGI/Apex

GW-6

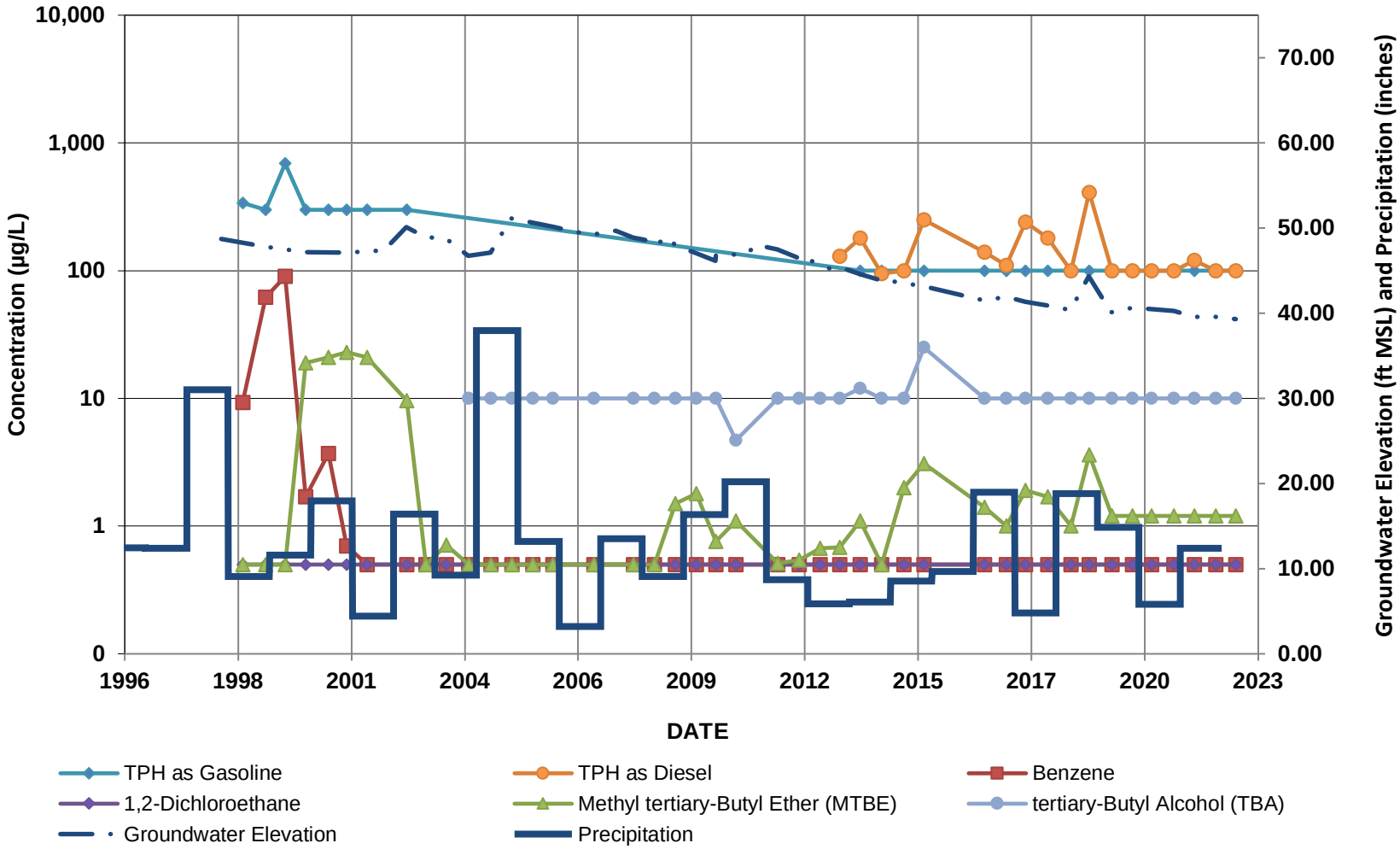

Non-detect results are plotted at the laboratory reporting limit (see table in Appendix D)

SGI/Apex

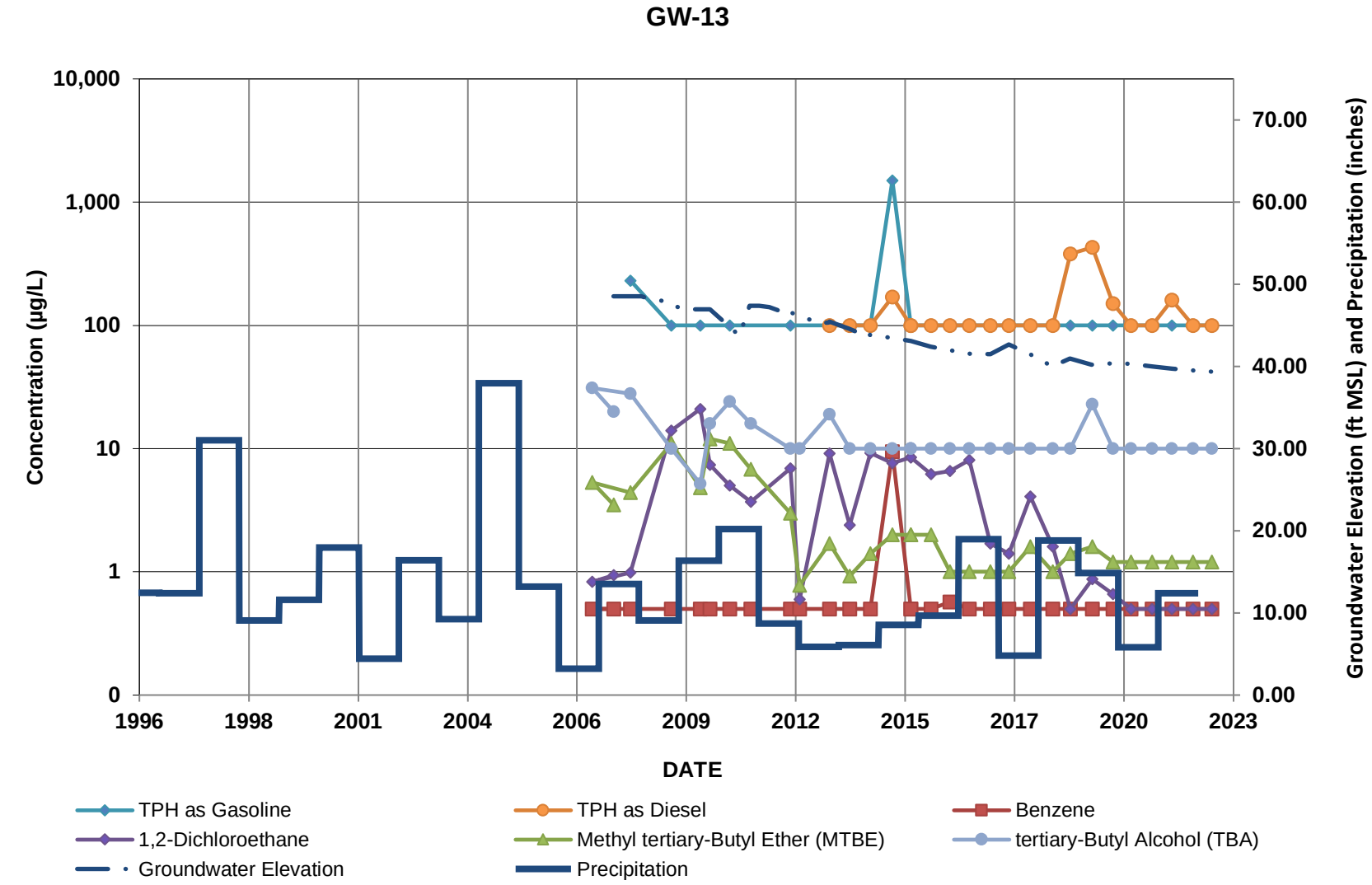

Non-detect results are plotted at the laboratory reporting limit (see table in Appendix D)

SGI/Apex

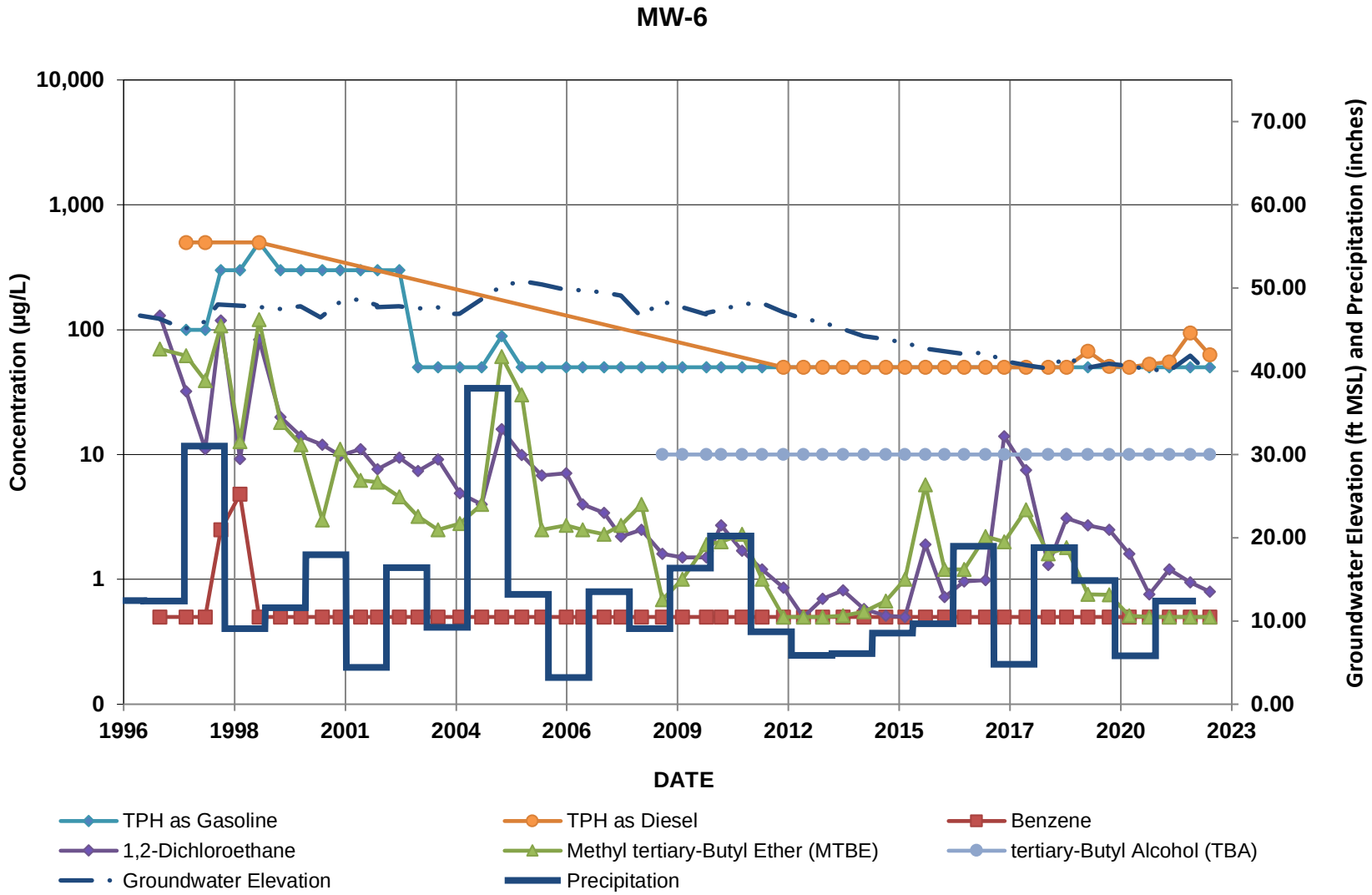

Non-detect results are plotted at the laboratory reporting limit (see table in Appendix D)

SGI/Apex

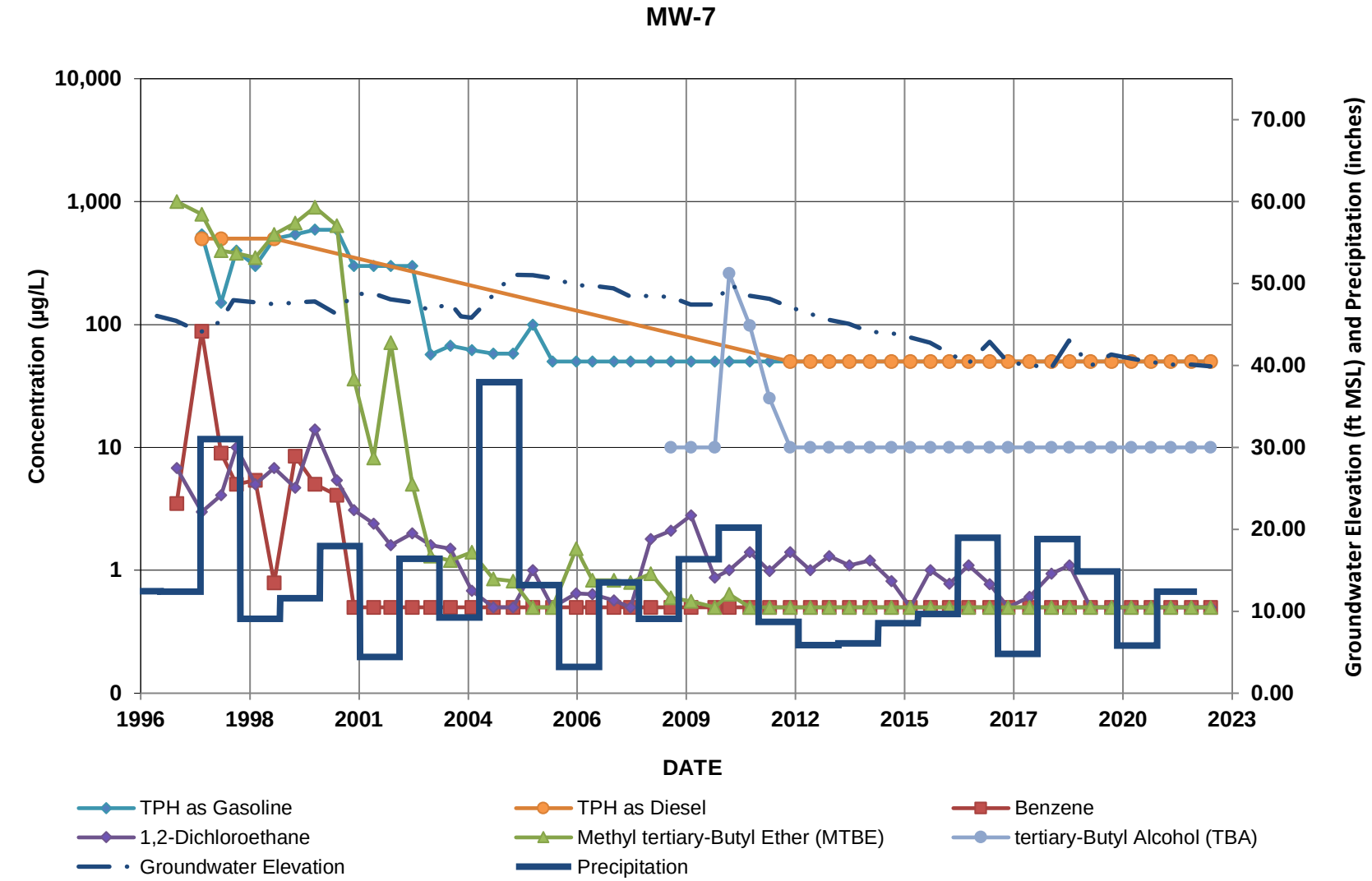

Non-detect results are plotted at the laboratory reporting limit (see table in Appendix D)

SGI/Apex

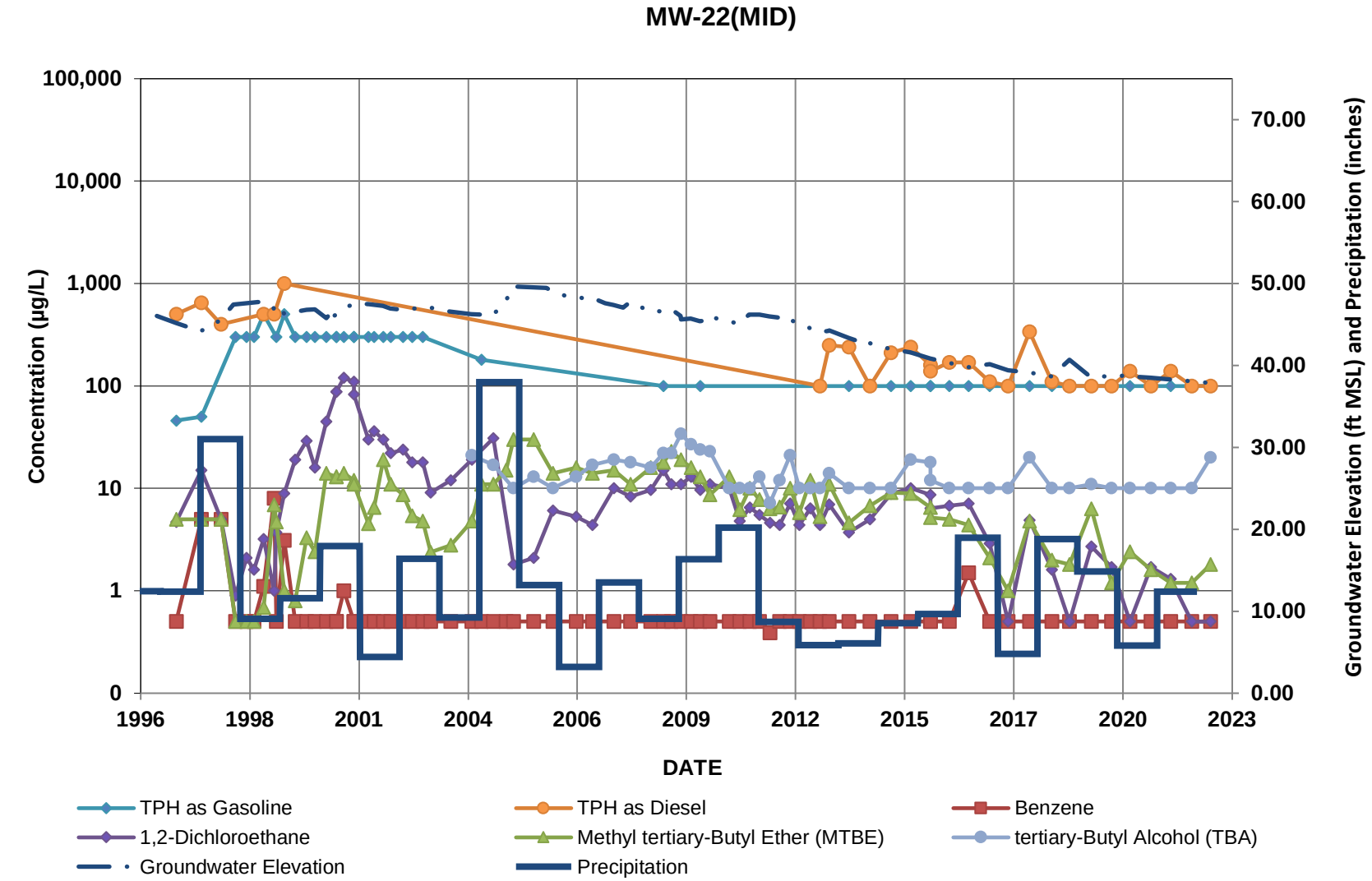

Non-detect results are plotted at the laboratory reporting limit (see table in Appendix D)

SGI/Apex

MW-26

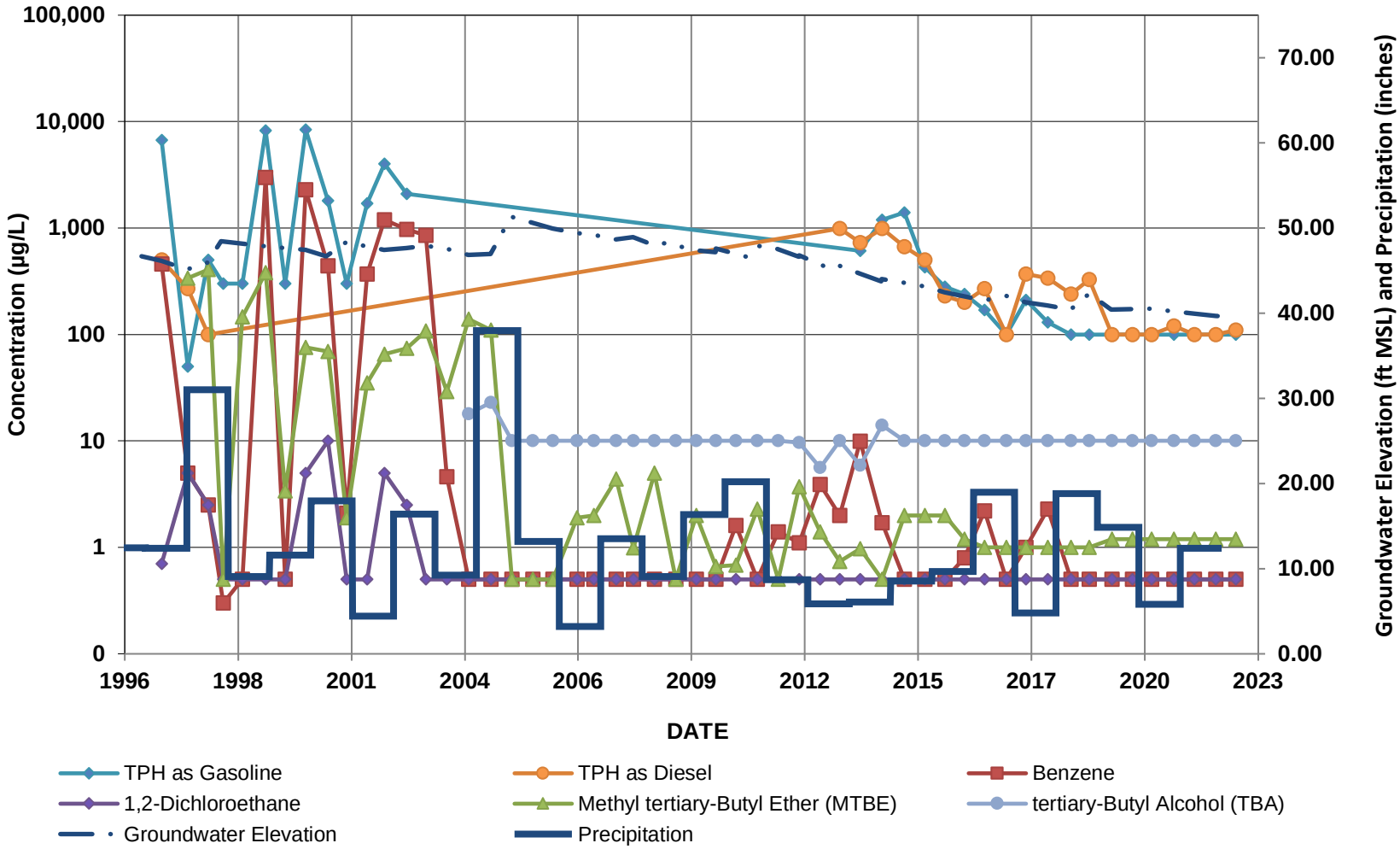

Non-detect results are plotted at the laboratory reporting limit (see table in Appendix D)

SGI/Apex

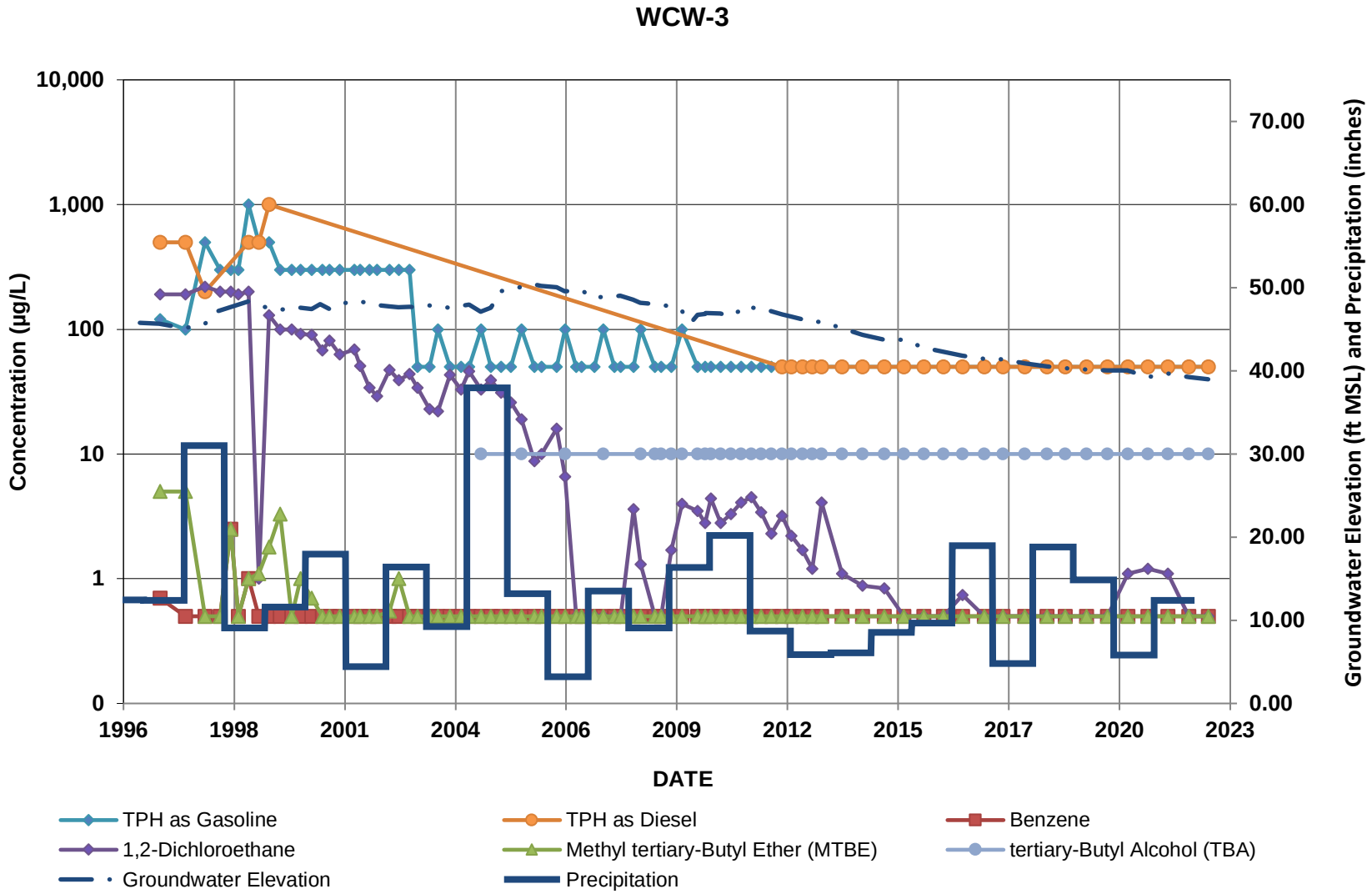

Non-detect results are plotted at the laboratory reporting limit (see table in Appendix D)

SGI/Apex

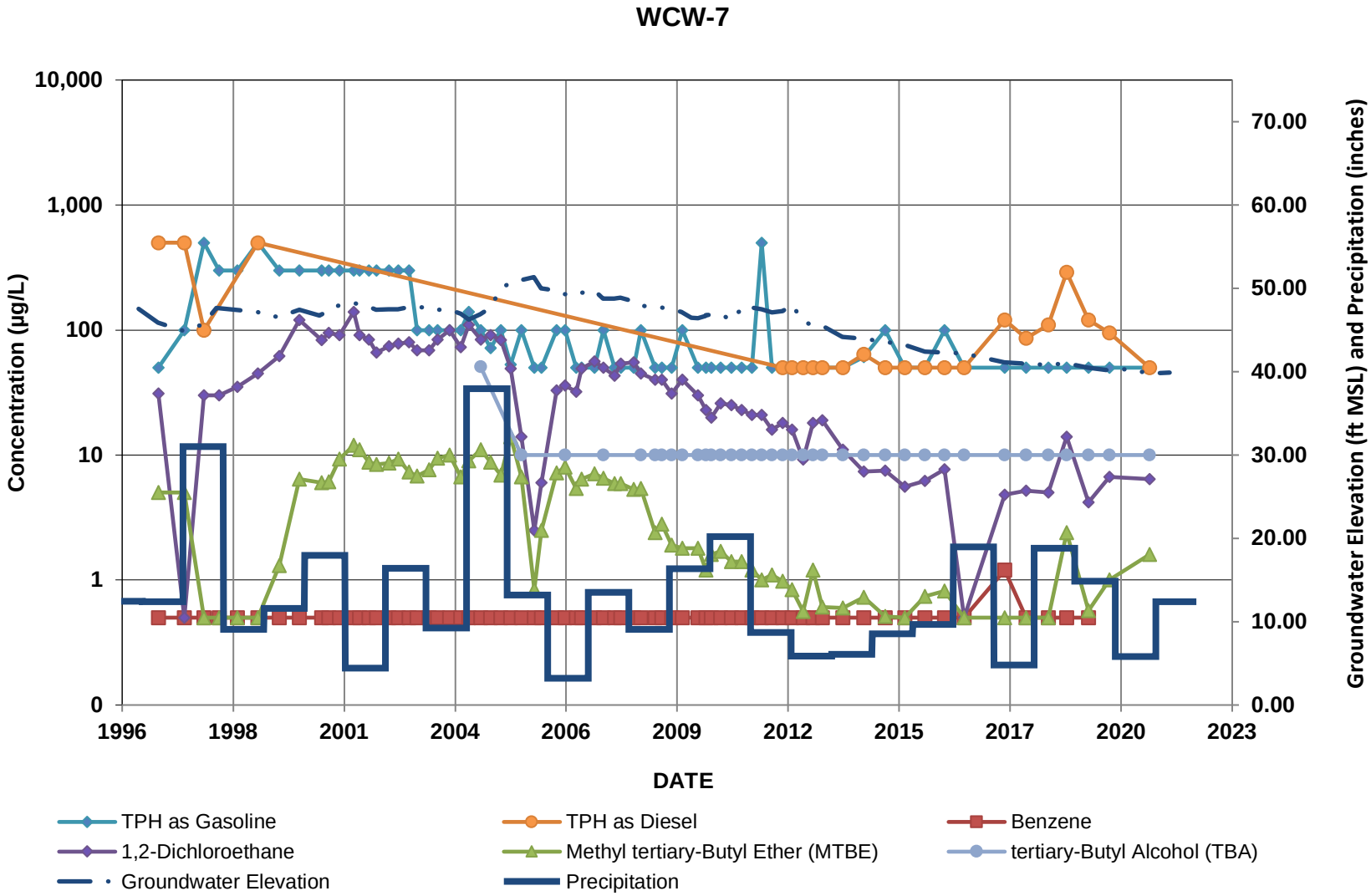

Non-detect results are plotted at the laboratory reporting limit (see table in Appendix D)

SGI/Apex

NORTHEAST ON-SITE/HOLIFIELD PARK AREAS

GMW-60, GMW-61, GMW-62, GMW-67, GMW-68, AND GMW-69

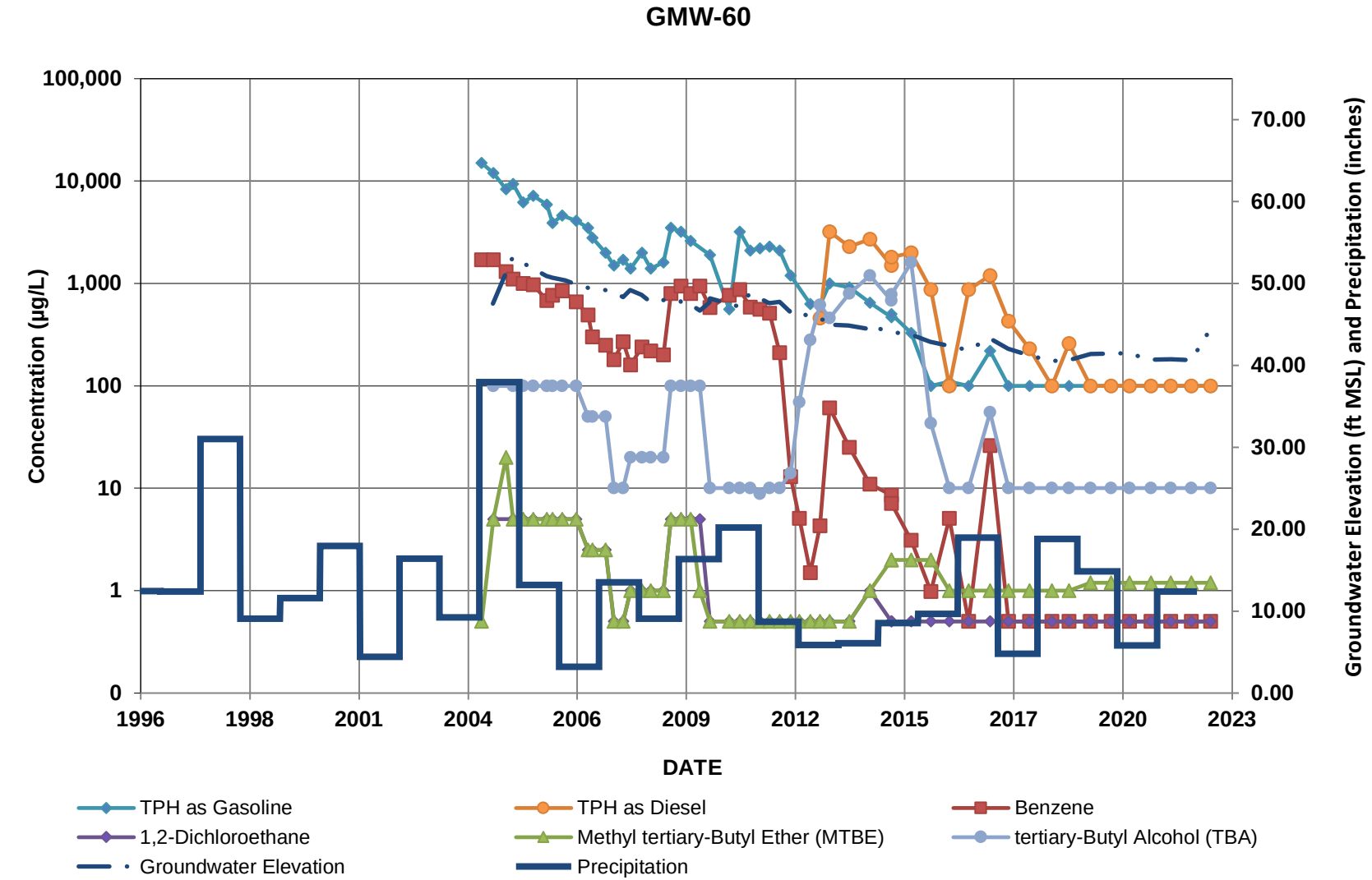

Non-detect results are plotted at the laboratory reporting limit (see table in Appendix D)

SGI/Apex

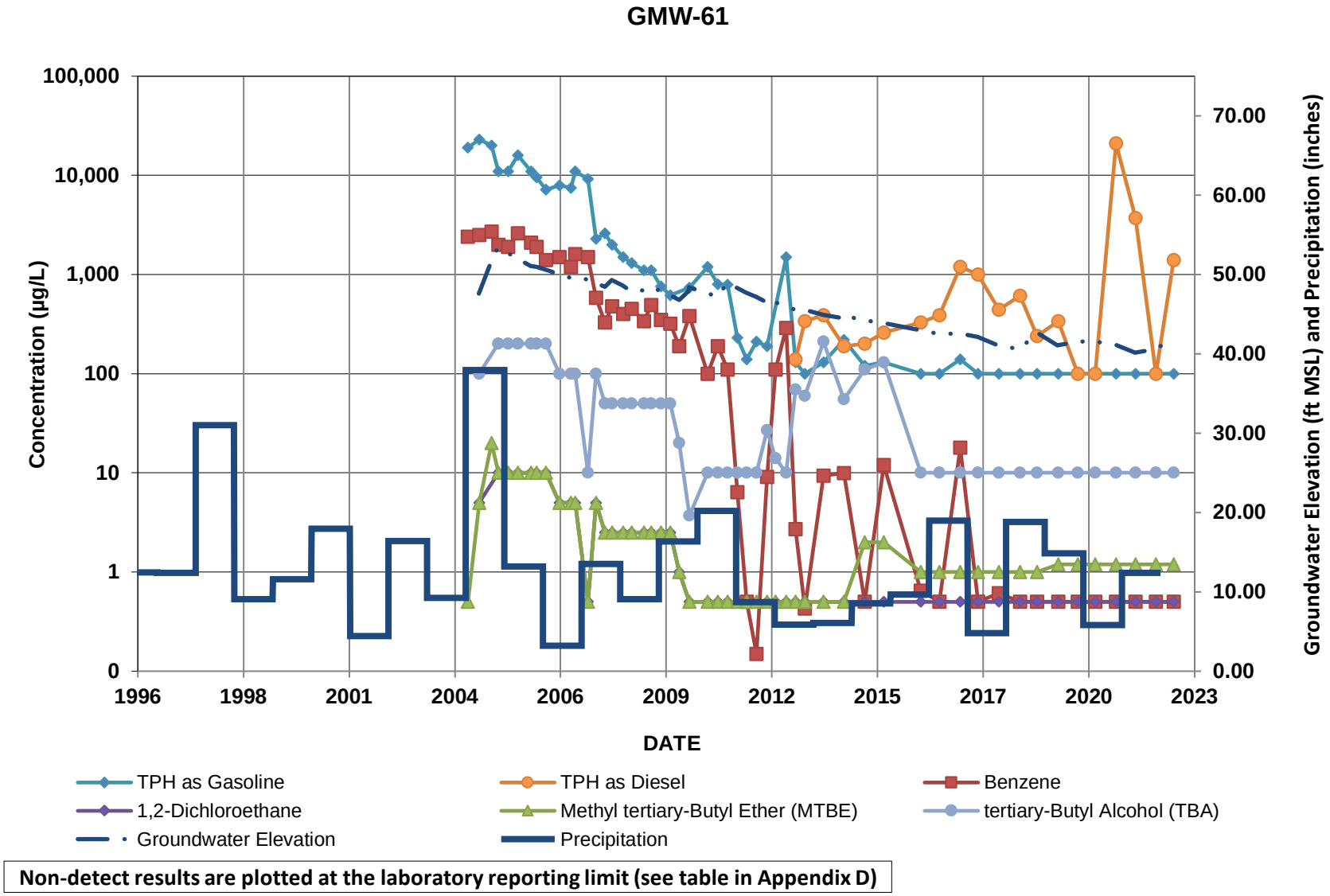

Non-detect results are plotted at the laboratory reporting limit (see table in Appendix D)

SGI/Apex

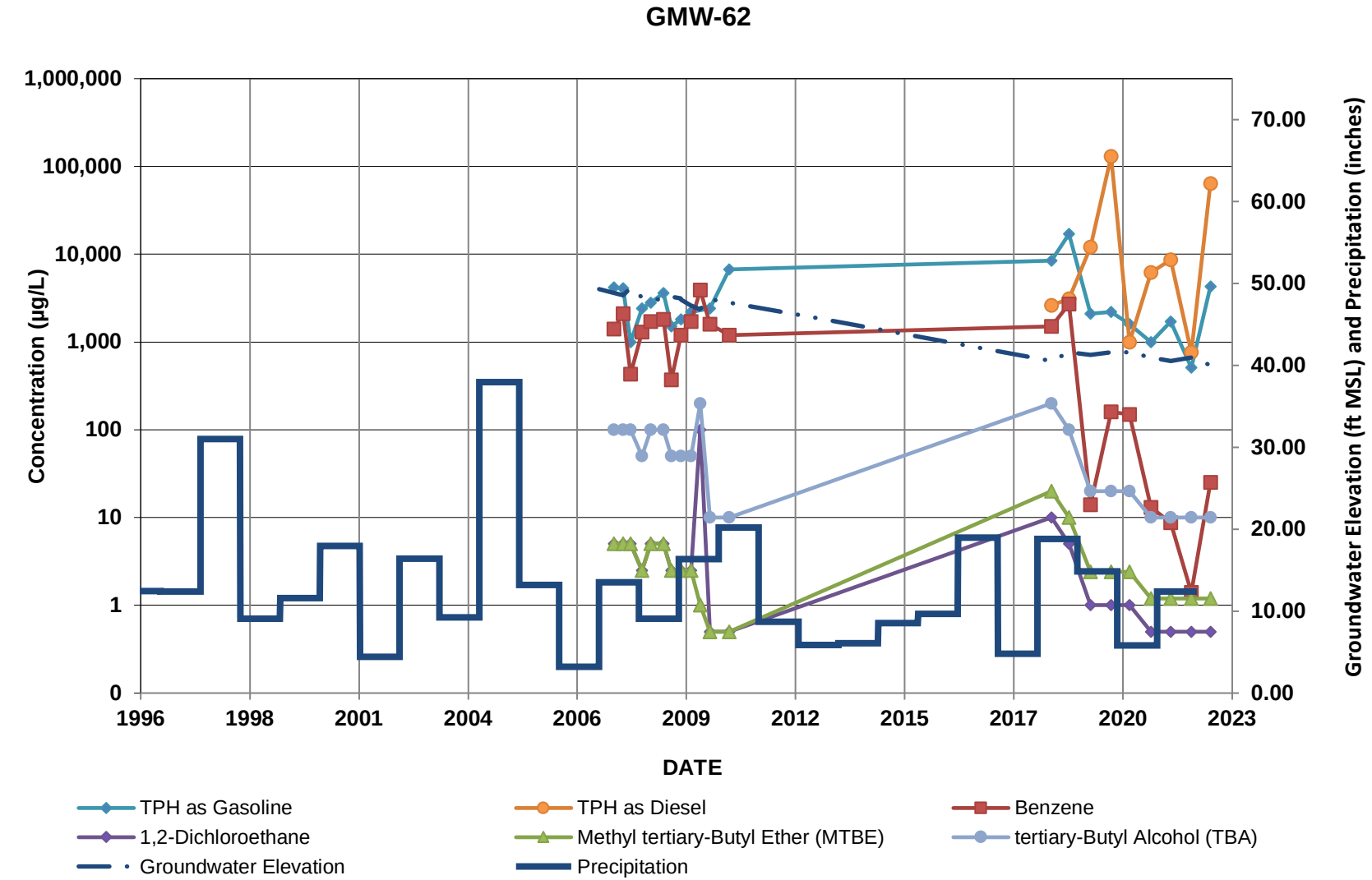

Non-detect results are plotted at the laboratory reporting limit (see table in Appendix D)

SGI/Apex

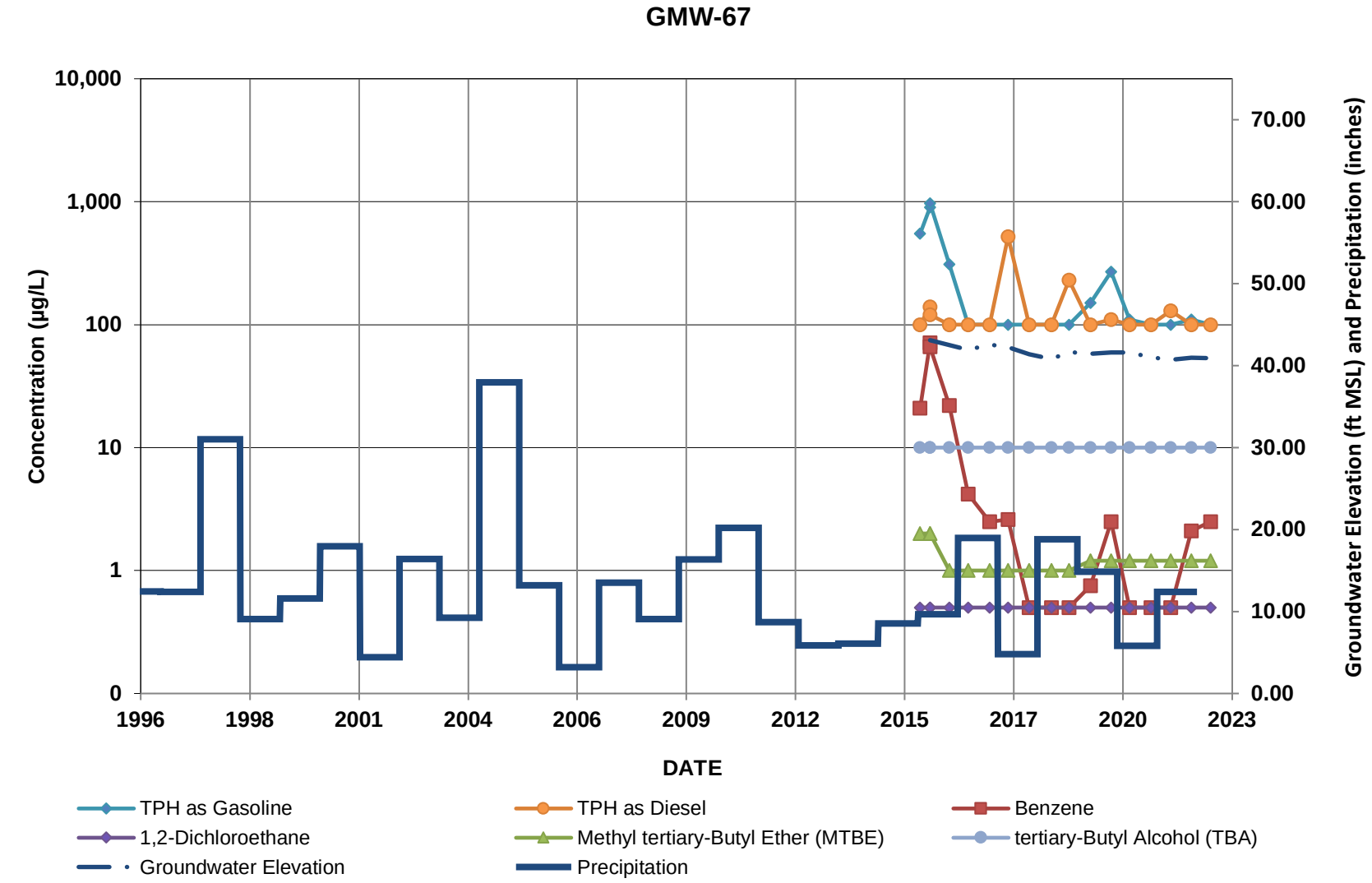

Non-detect results are plotted at the laboratory reporting limit (see table in Appendix D)

SGI/Apex

GMW-68

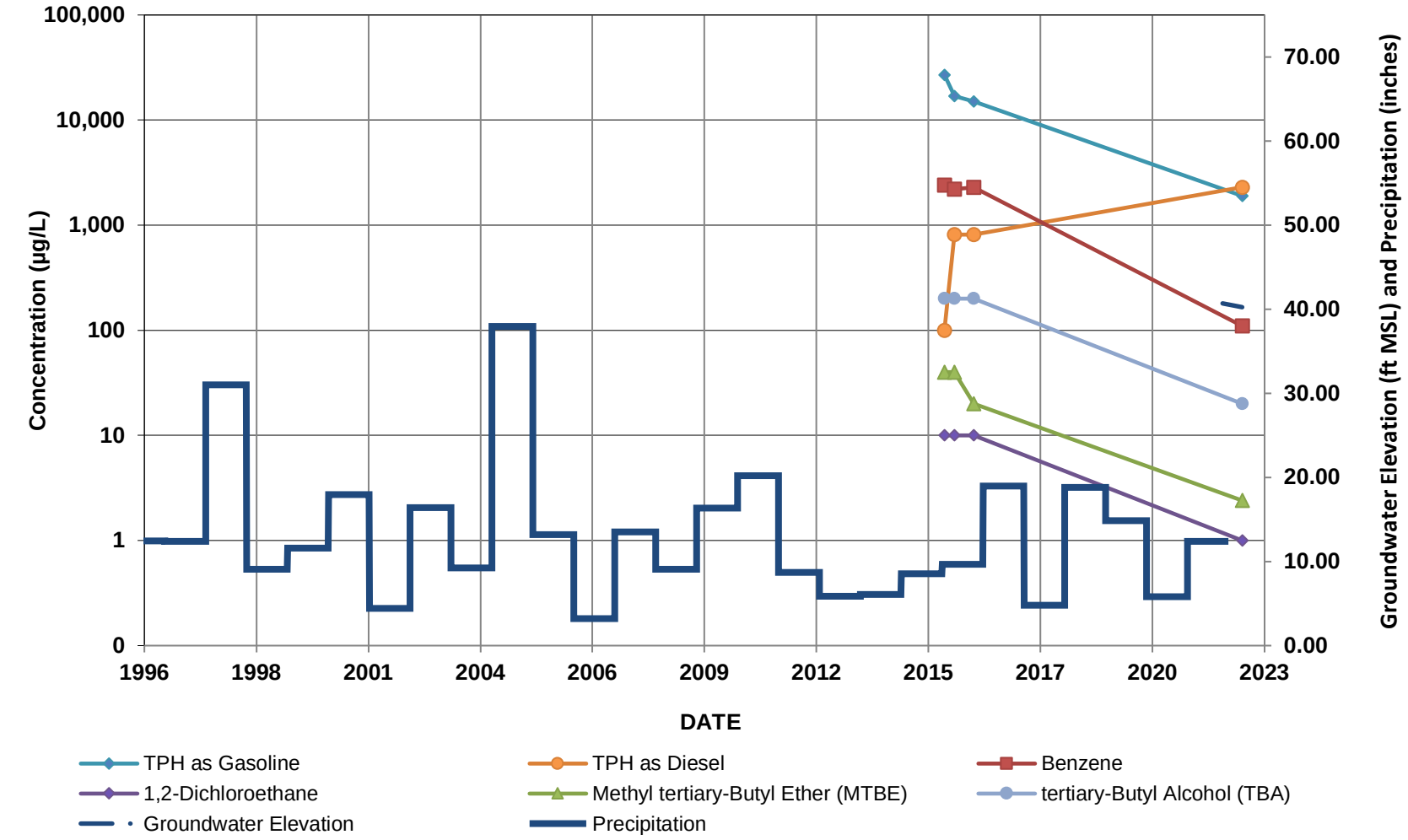

Non-detect results are plotted at the laboratory reporting limit (see table in Appendix D)

SGI/Apex

GMW-69

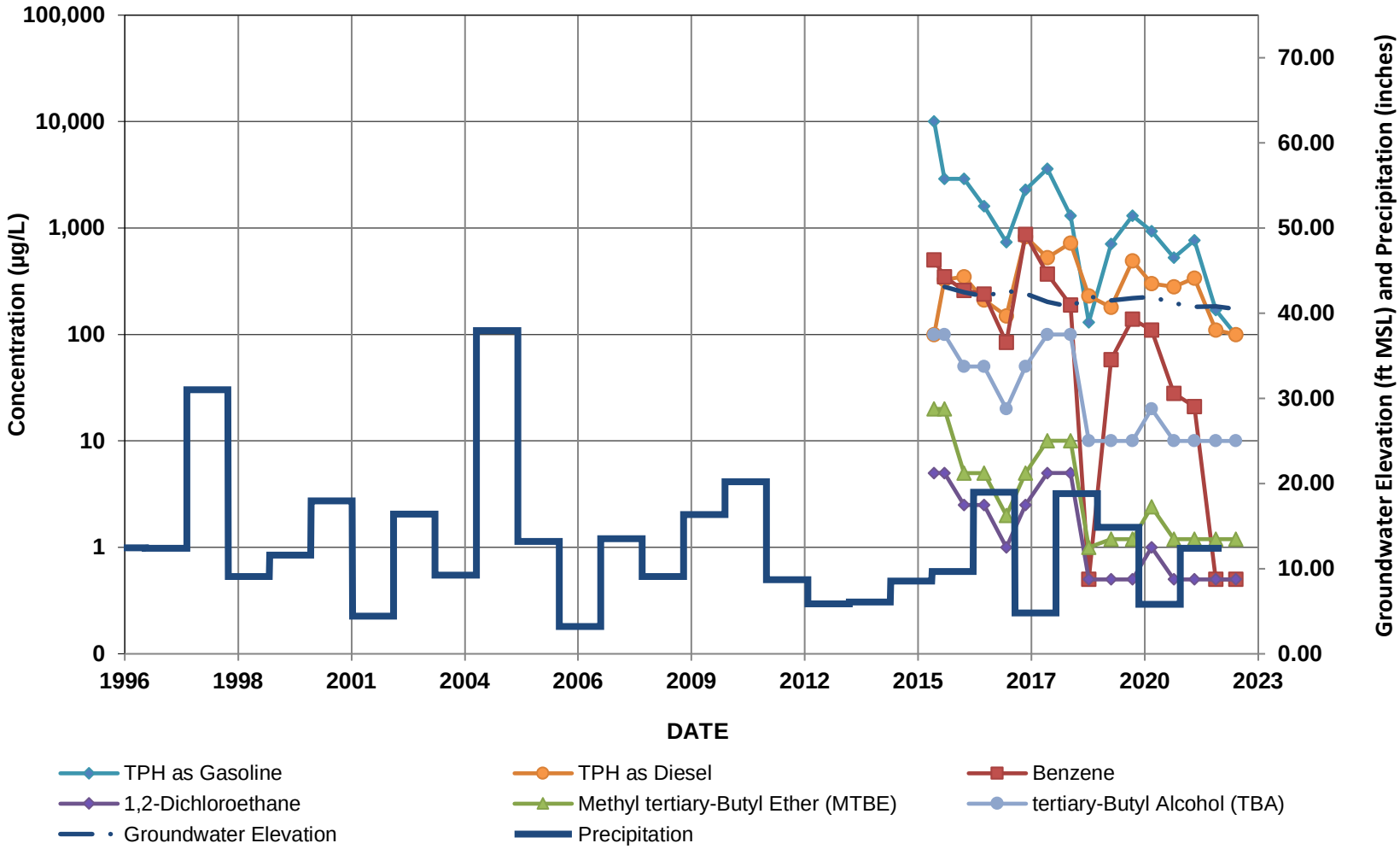

Non-detect results are plotted at the laboratory reporting limit (see table in Appendix D)

SGI/Apex

FORMER TRUCK-FUELING AREA

GMW-1, GMW-4, GMW-10, AND MW-15

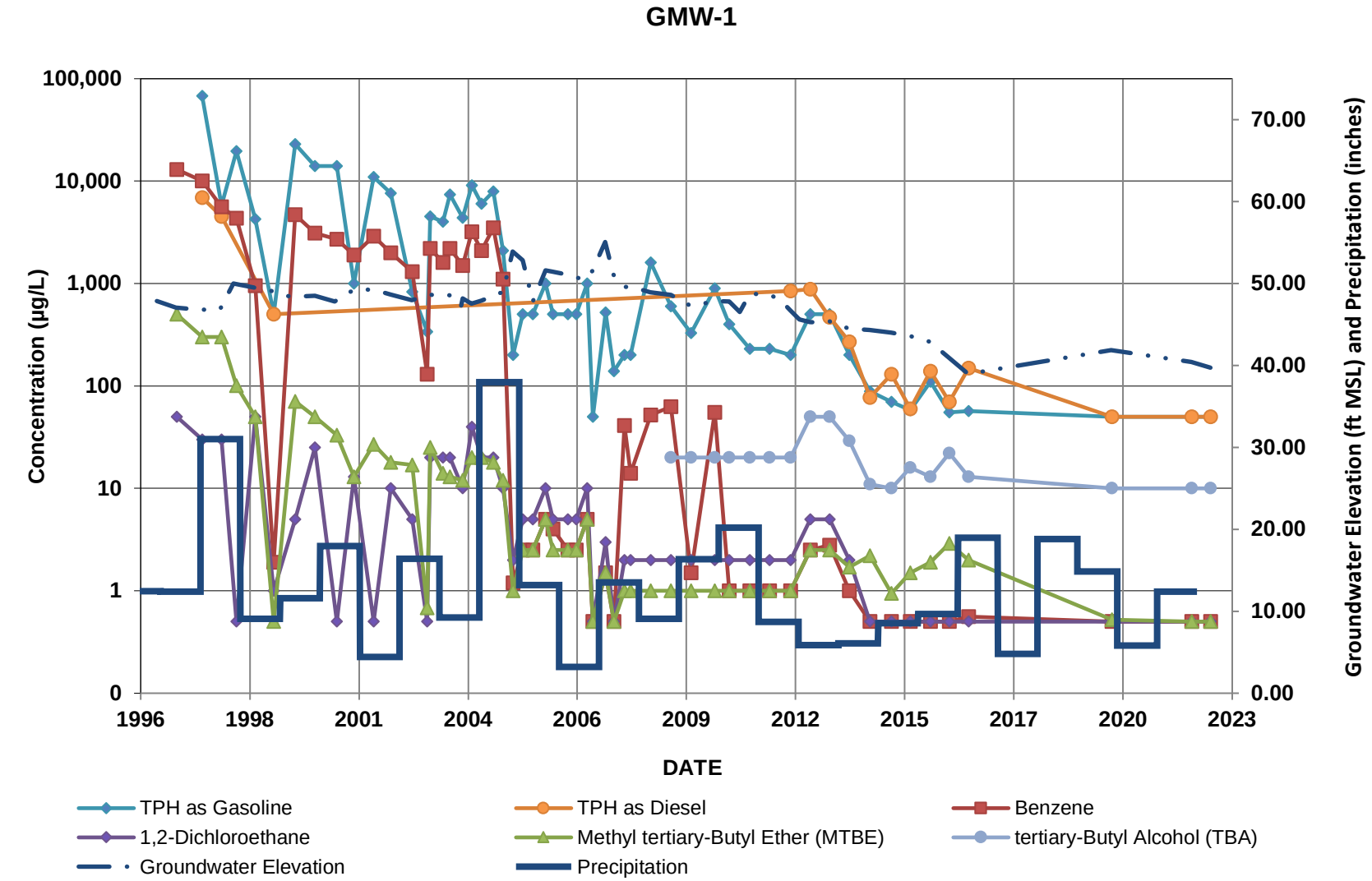

Non-detect results are plotted at the laboratory reporting limit (see table in Appendix D)

SGI/Apex

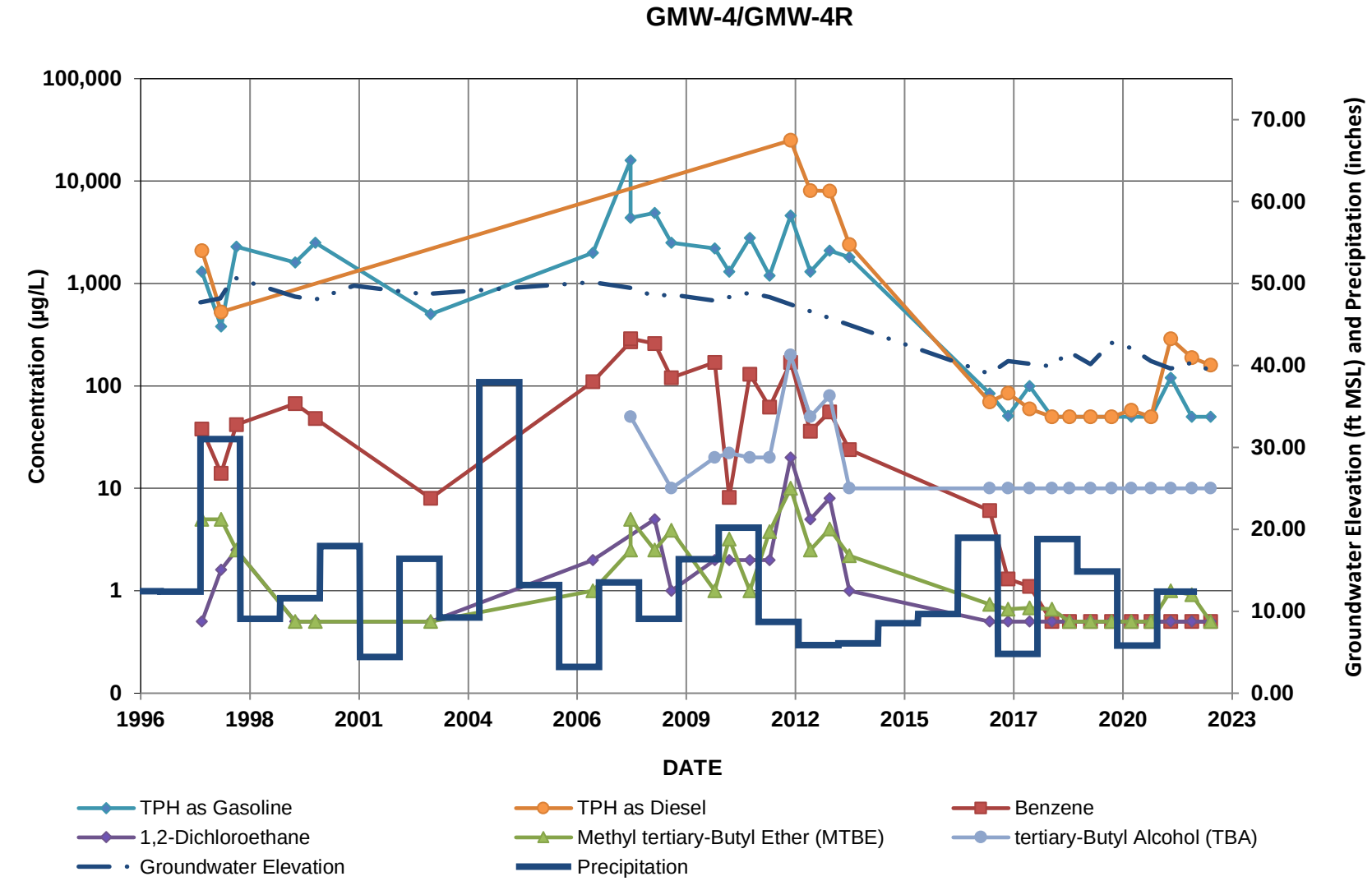

Non-detect results are plotted at the laboratory reporting limit (see table in Appendix D)

SGI/Apex

GMW-10

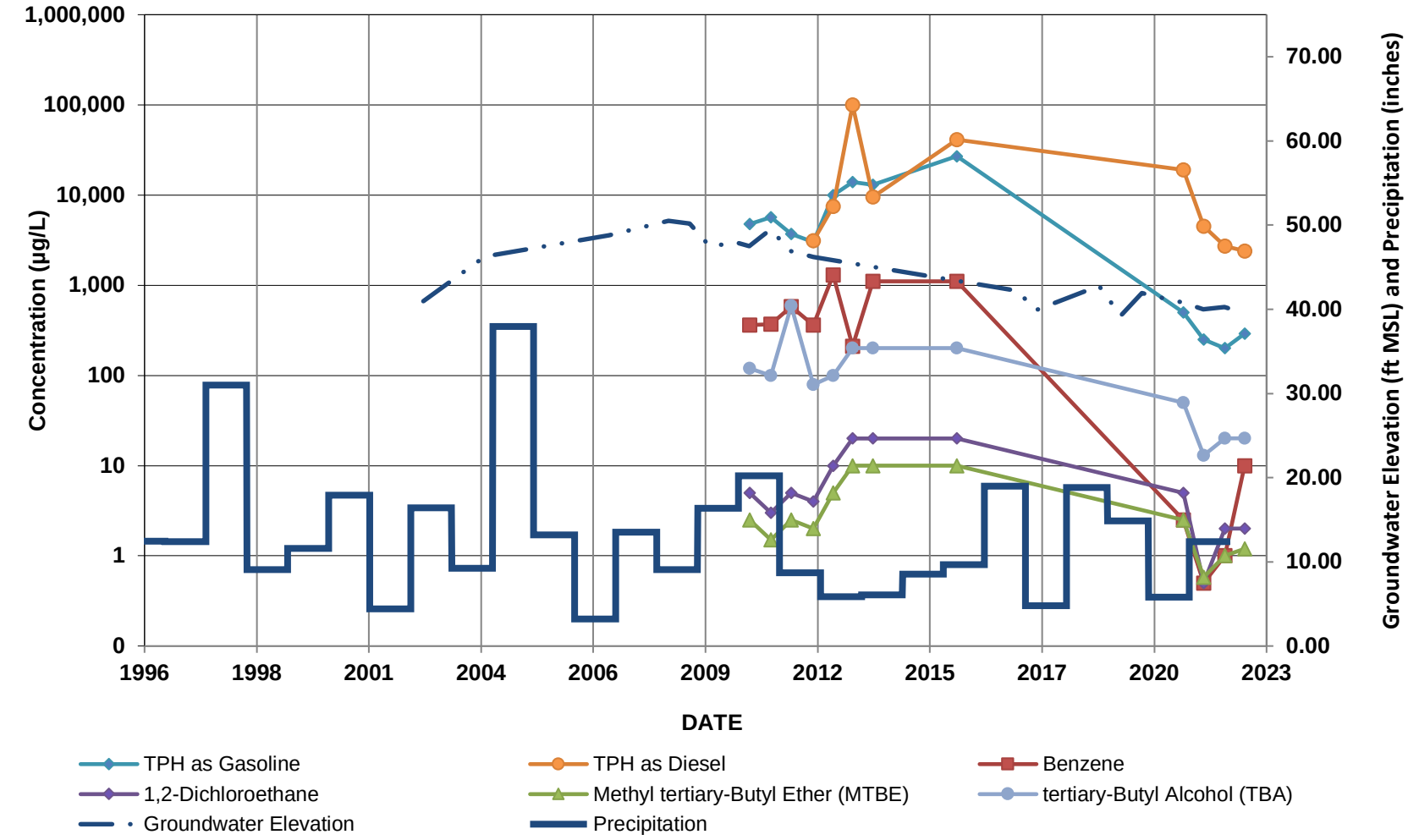

Non-detect results are plotted at the laboratory reporting limit (see table in Appendix D)

SGI/Apex

MW-15/MW-15R

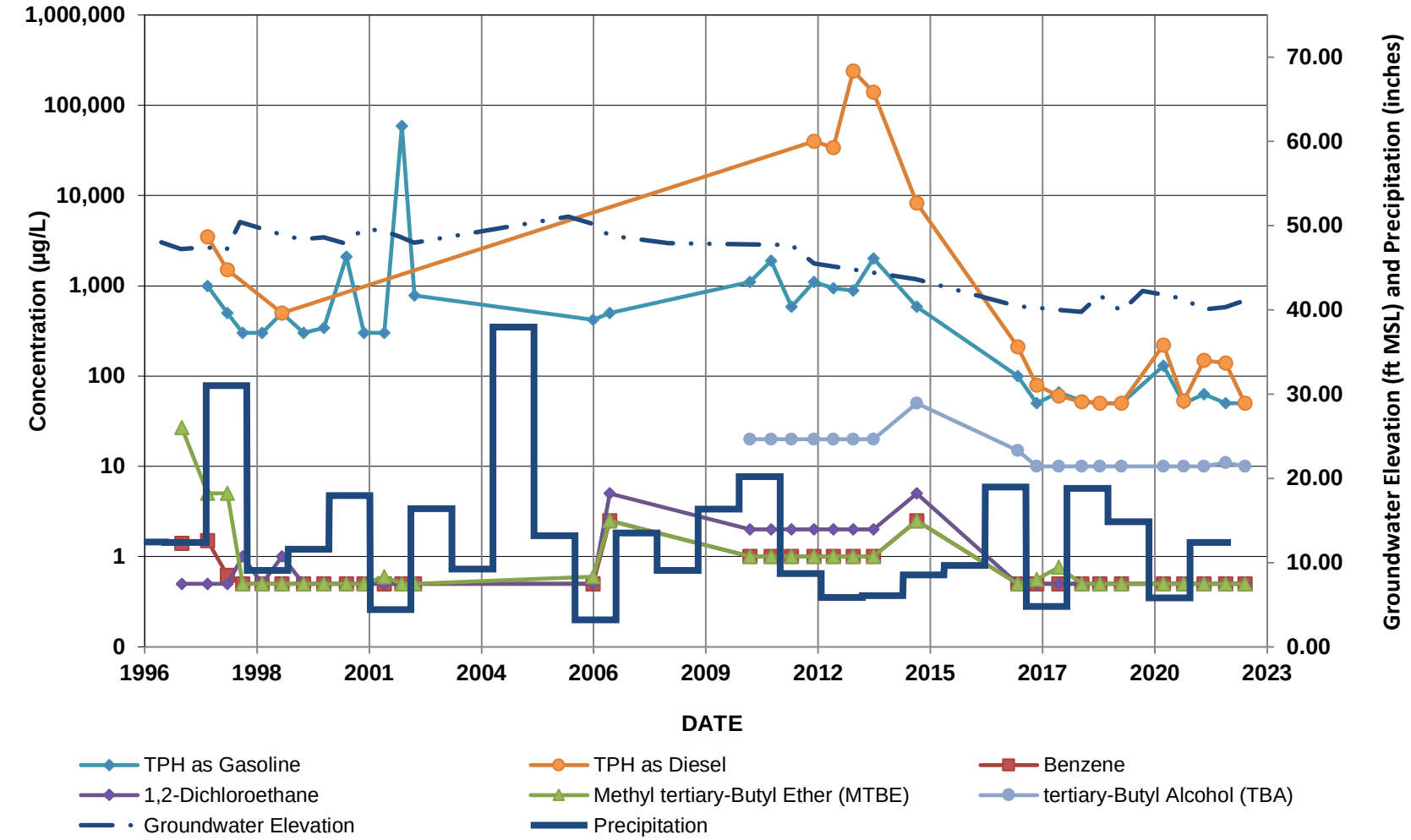

Non-detect results are plotted at the laboratory reporting limit (see table in Appendix D)

SGI/Apex

SOUTH-CENTRAL AREA

GMW-27, GMW-O-3, GMW-O-5, GMW-O-9, GMW-O-10, GMW-O-14, GWR-1, HL-2, MW-7, MW-20(MID), MW-SF-1, AND MW-SF-9

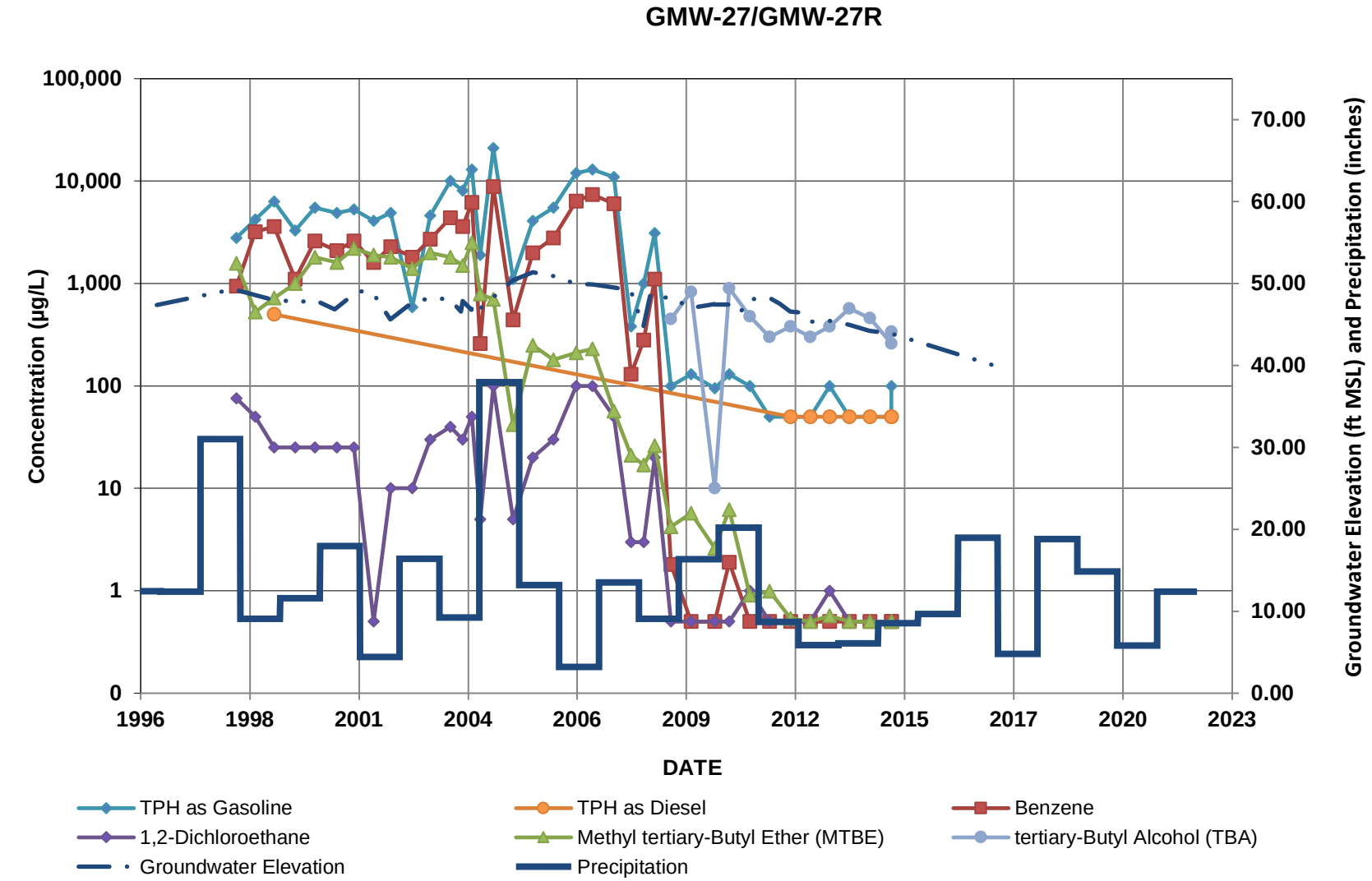

Non-detect results are plotted at the laboratory reporting limit (see table in Appendix D)

SGI/Apex

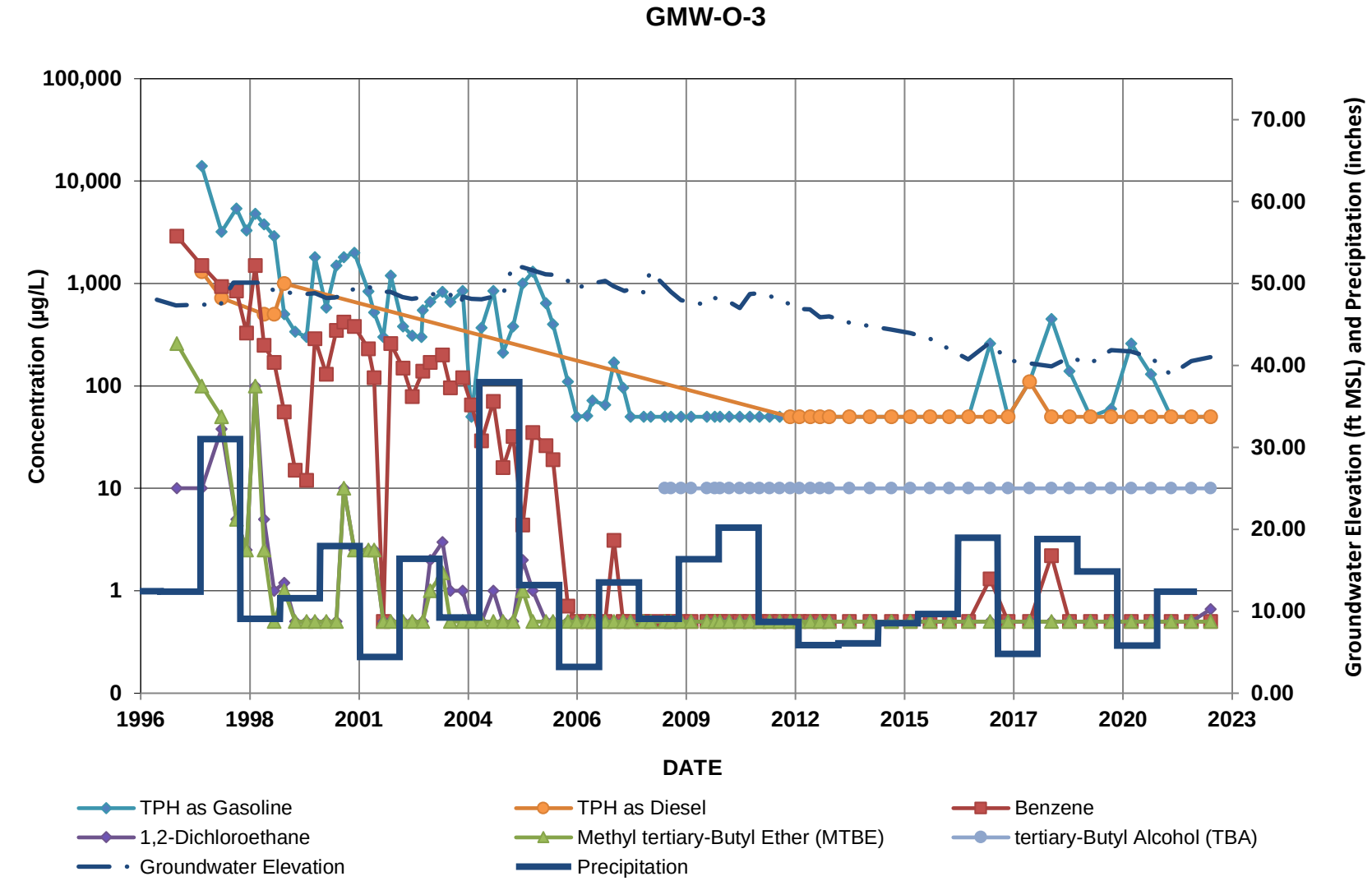

Non-detect results are plotted at the laboratory reporting limit (see table in Appendix D)

SGI/Apex

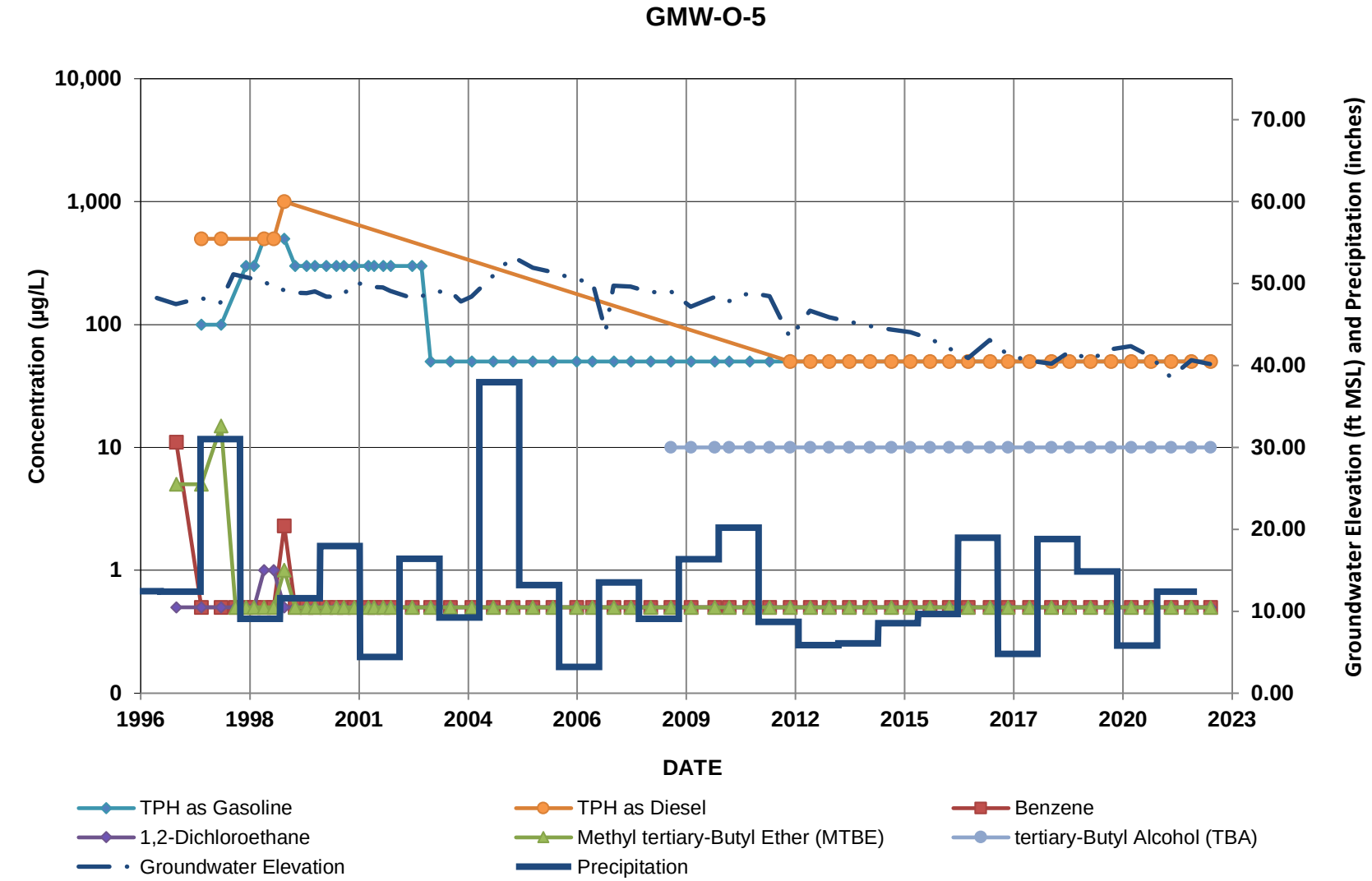

Non-detect results are plotted at the laboratory reporting limit (see table in Appendix D)

SGI/Apex

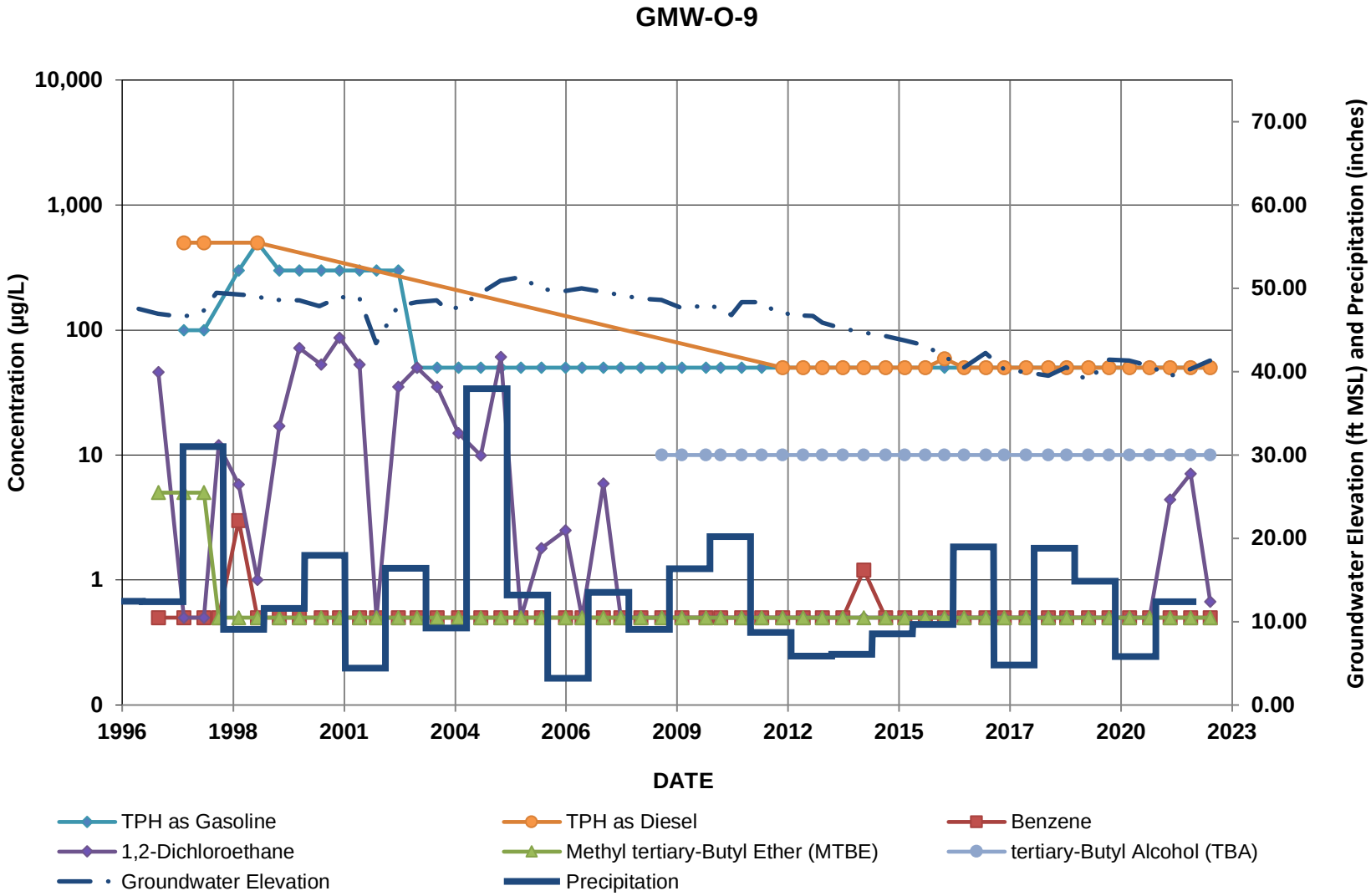

Non-detect results are plotted at the laboratory reporting limit (see table in Appendix D)

SGI/Apex

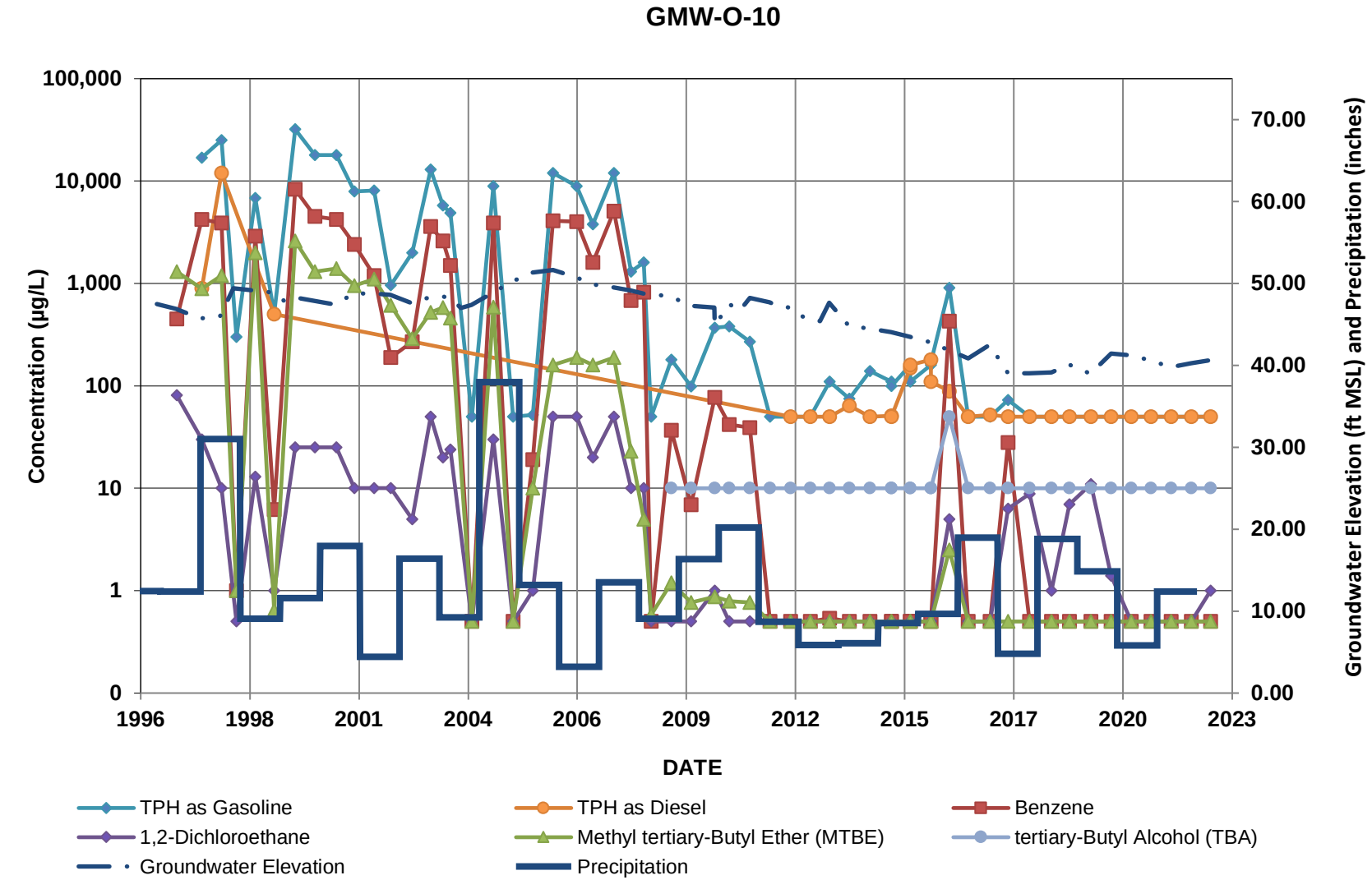

Non-detect results are plotted at the laboratory reporting limit (see table in Appendix D)

SGI/Apex

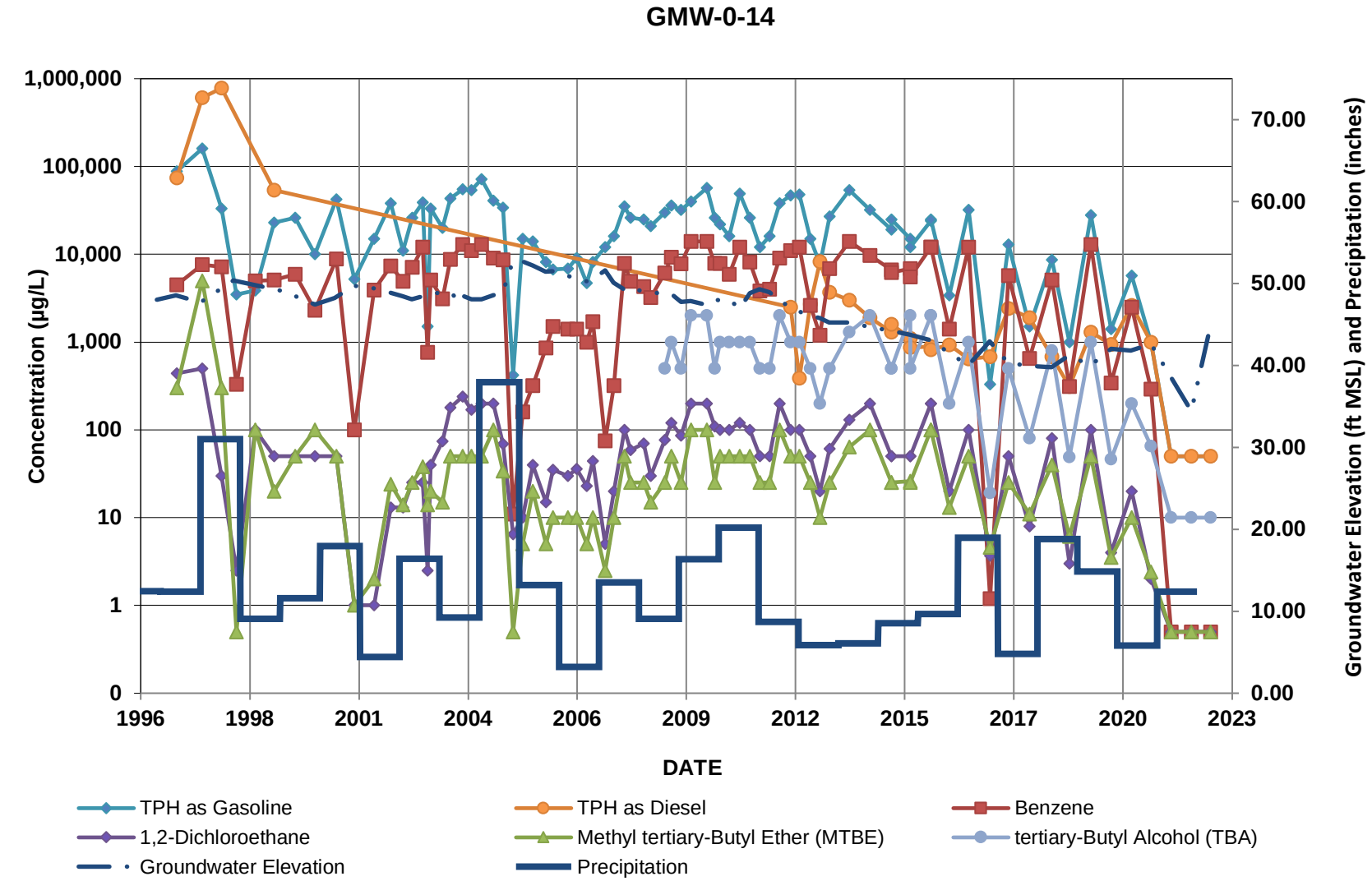

Non-detect results are plotted at the laboratory reporting limit (see table in Appendix D)

SGI/Apex

GWR-1/GWR-1R

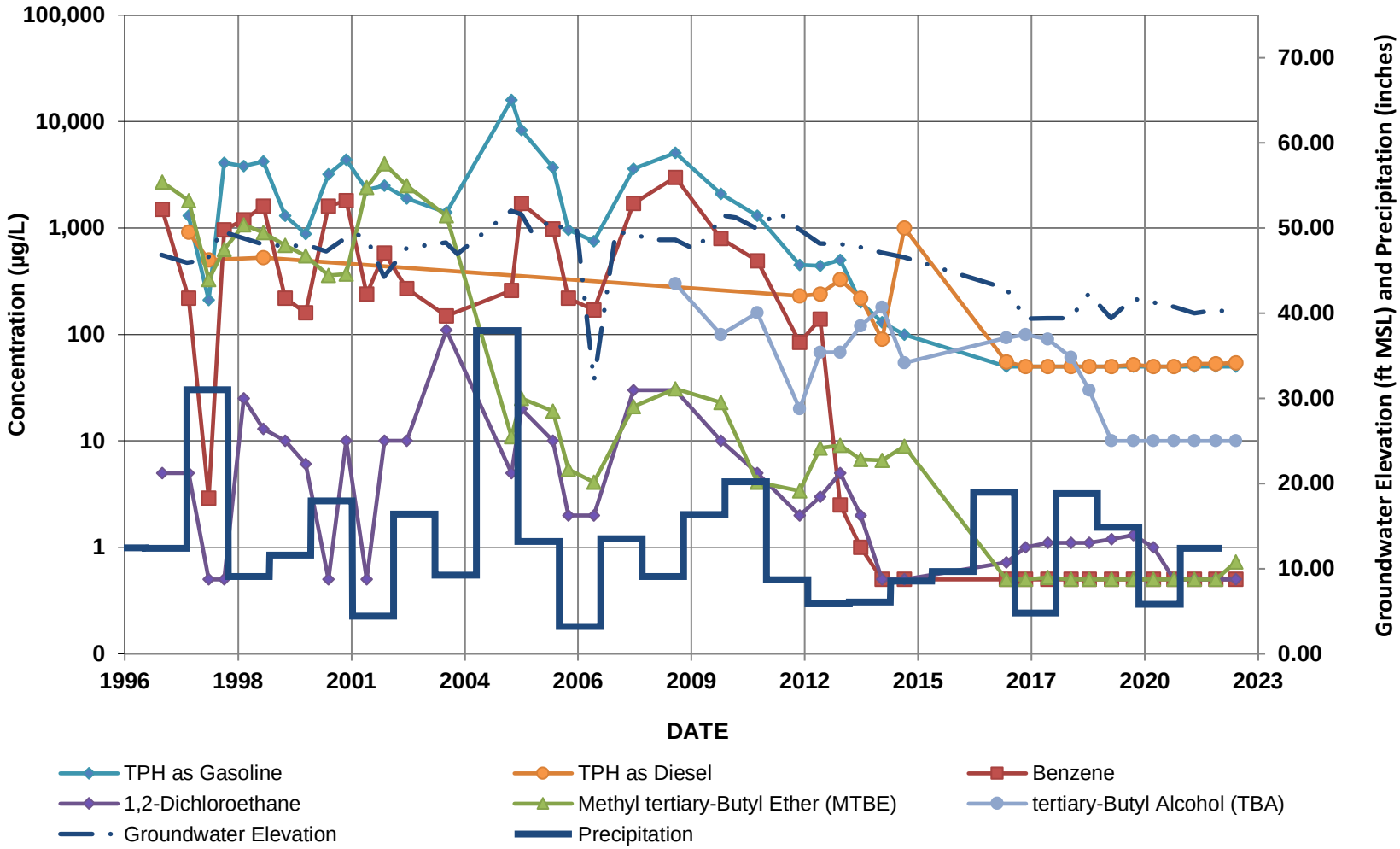

Non-detect results are plotted at the laboratory reporting limit (see table in Appendix D)

SGI/Apex

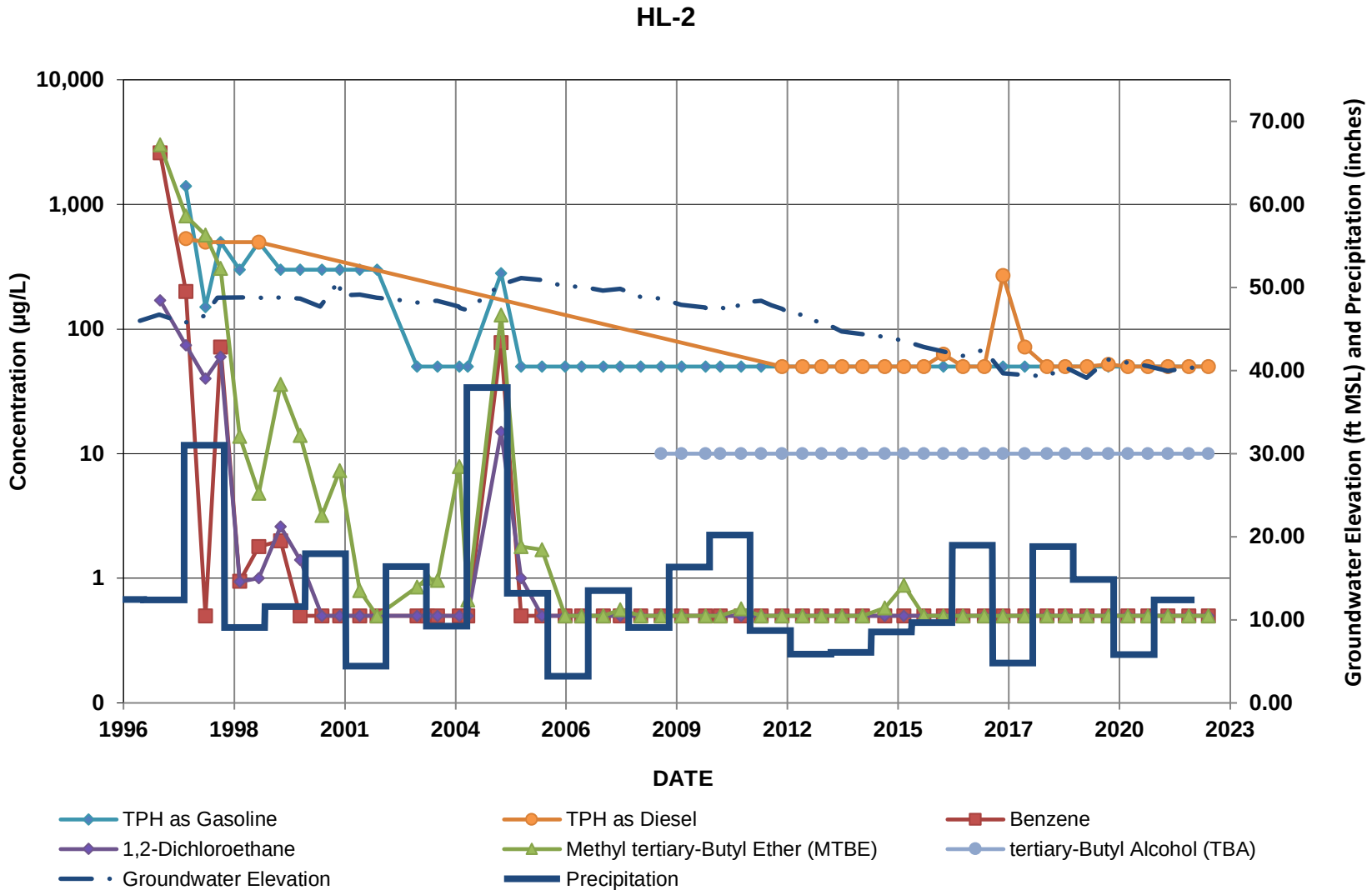

Non-detect results are plotted at the laboratory reporting limit (see table in Appendix D)

SGI/Apex

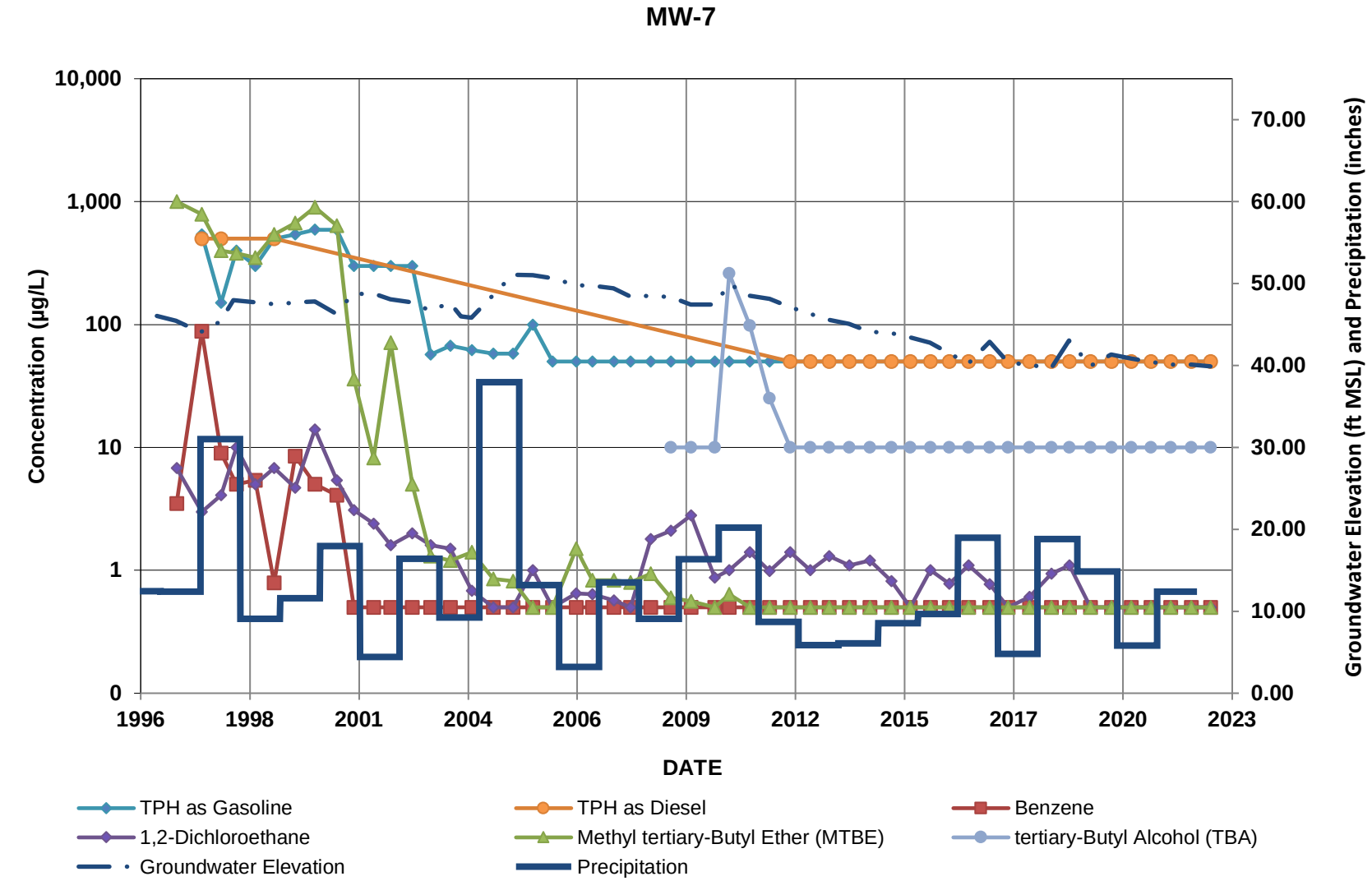

Non-detect results are plotted at the laboratory reporting limit (see table in Appendix D)

SGI/Apex

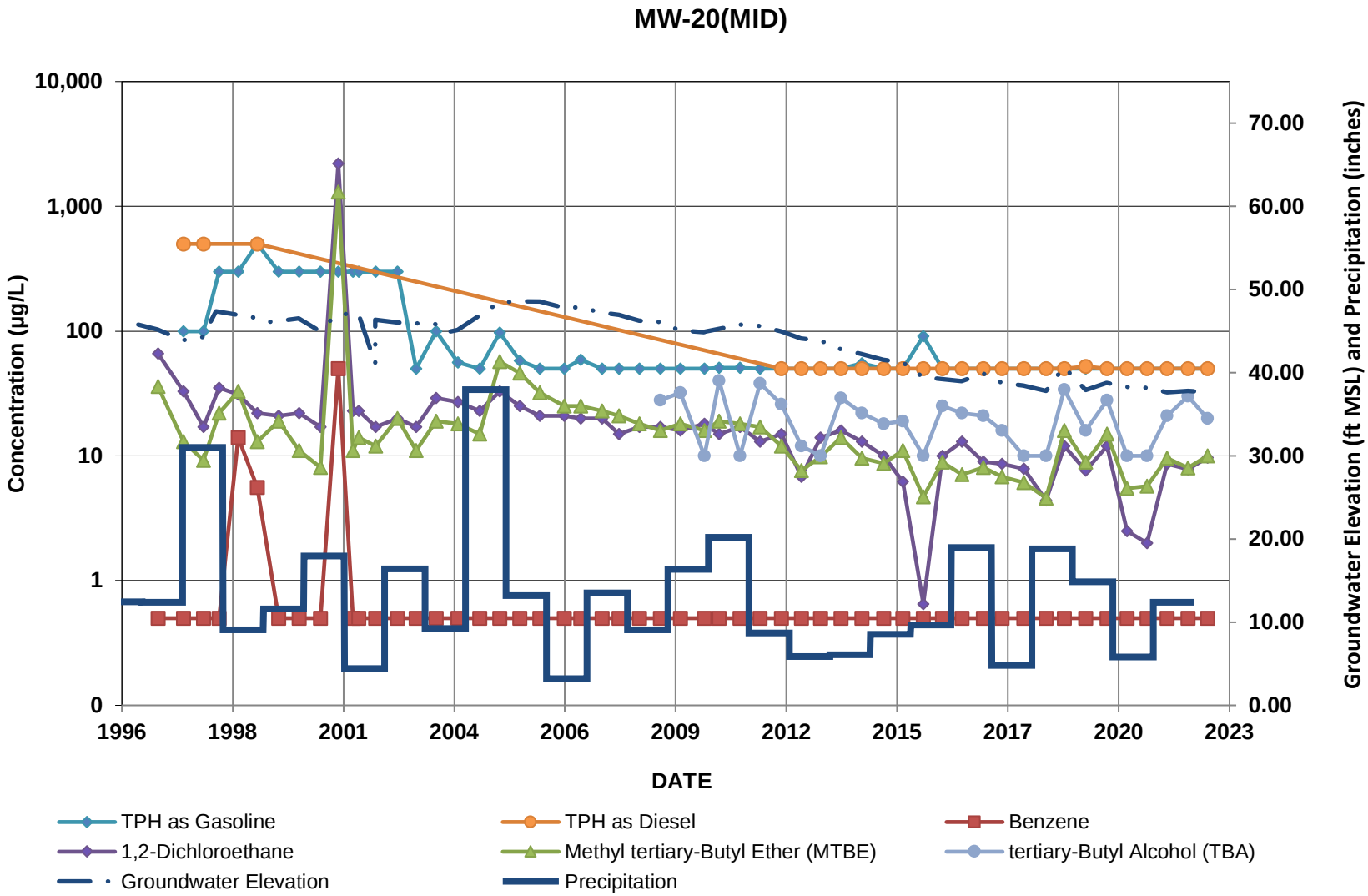

Non-detect results are plotted at the laboratory reporting limit (see table in Appendix D)

SGI/Apex

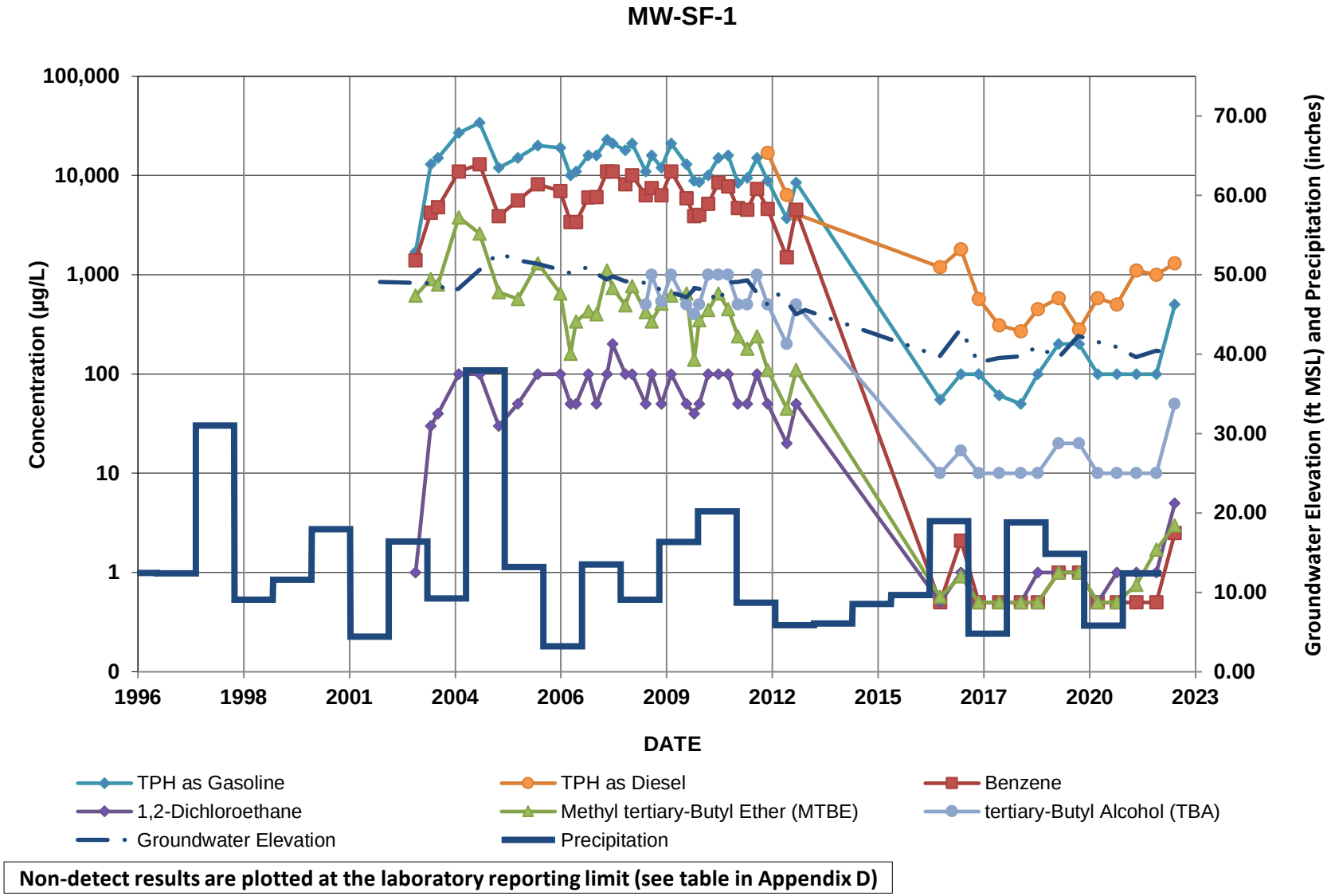

Non-detect results are plotted at the laboratory reporting limit (see table in Appendix D)

SGI/Apex

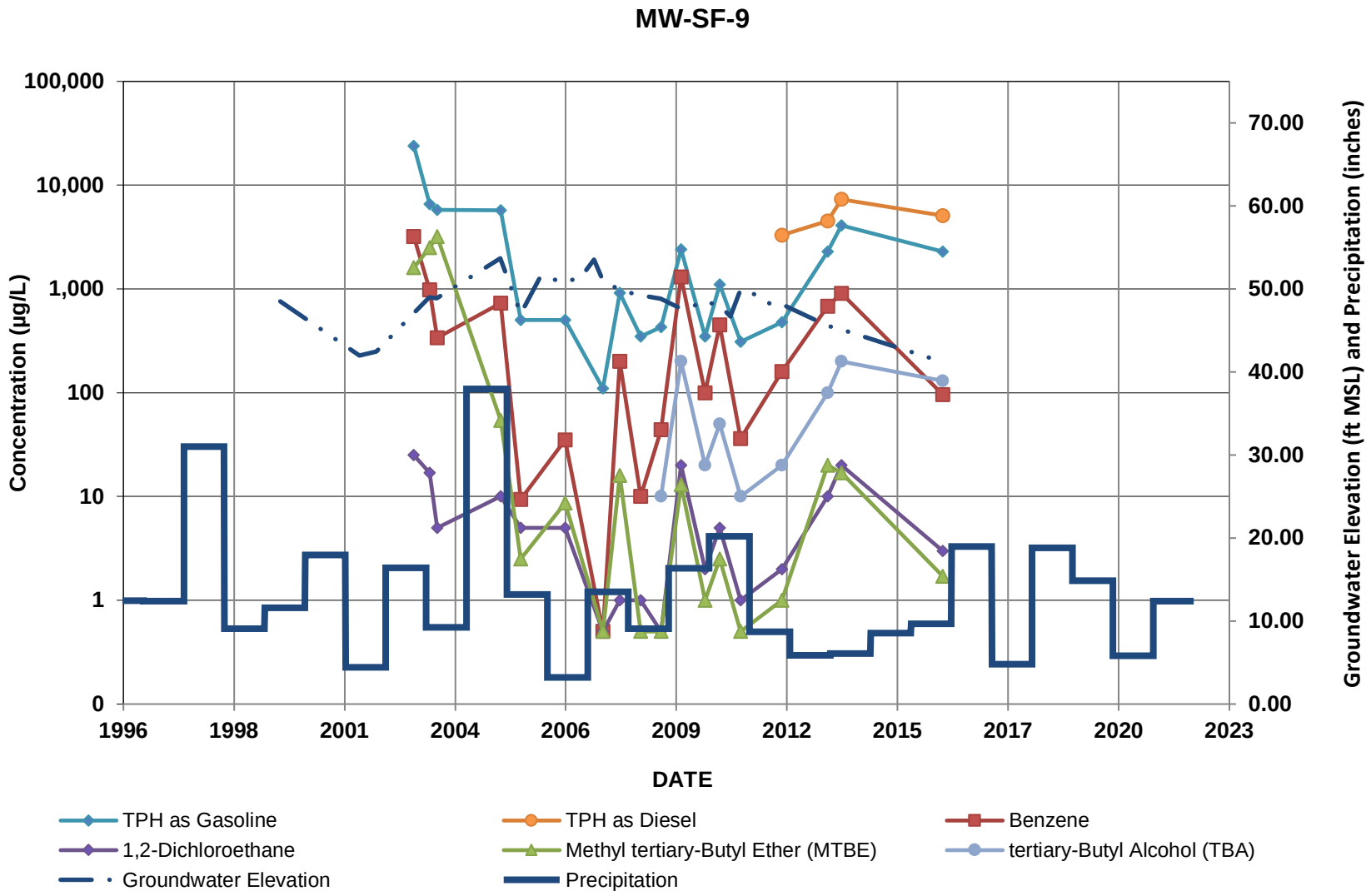

Non-detect results are plotted at the laboratory reporting limit (see table in Appendix D)

SGI/Apex

SOUTHEASTERN 24-INCH BLOCK VALVE AREA

GMW-39, GMW-O-18, MW-8, AND PZ-5

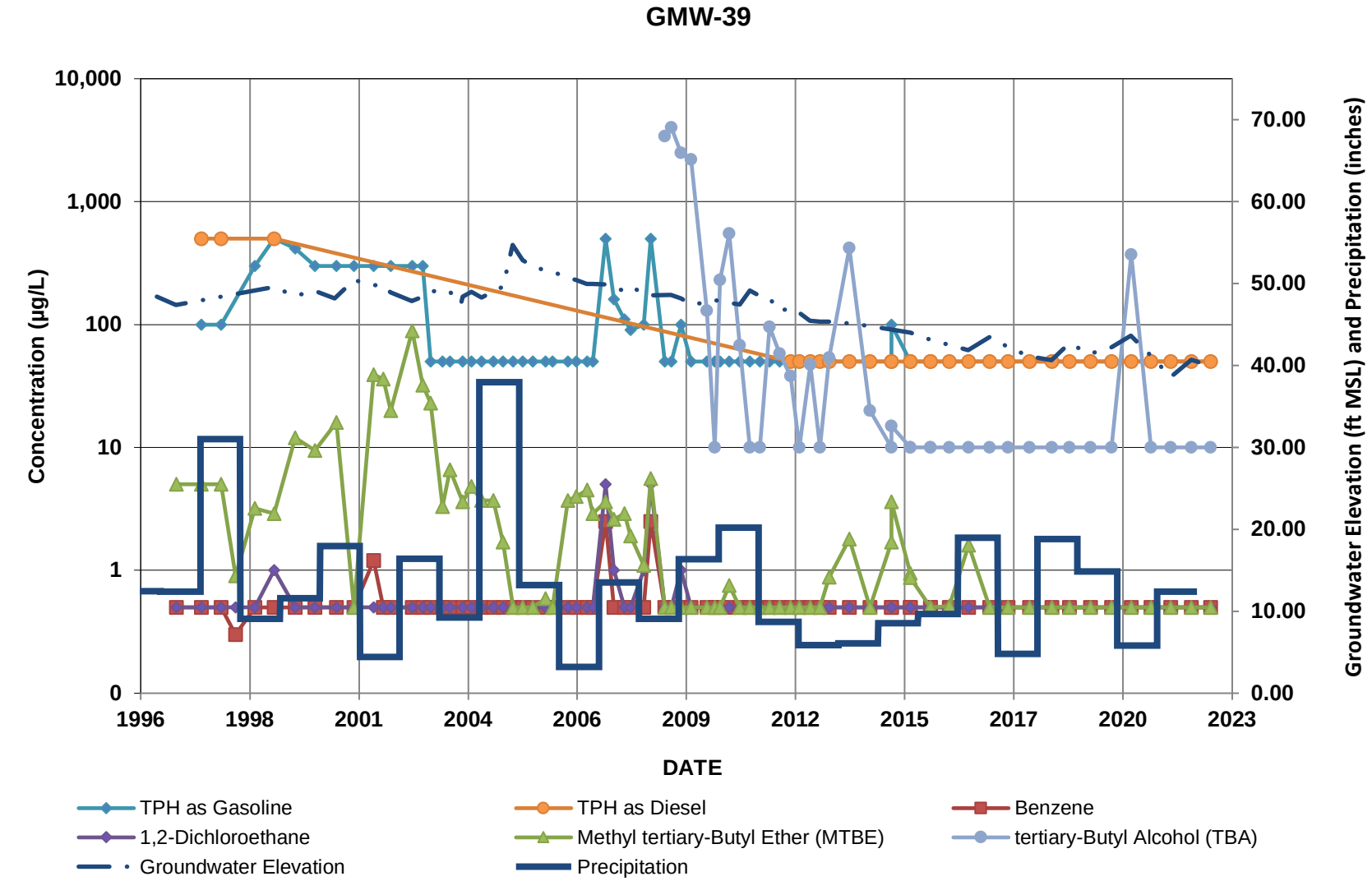

Non-detect results are plotted at the laboratory reporting limit (see table in Appendix D)

SGI/Apex

GMW-0-18

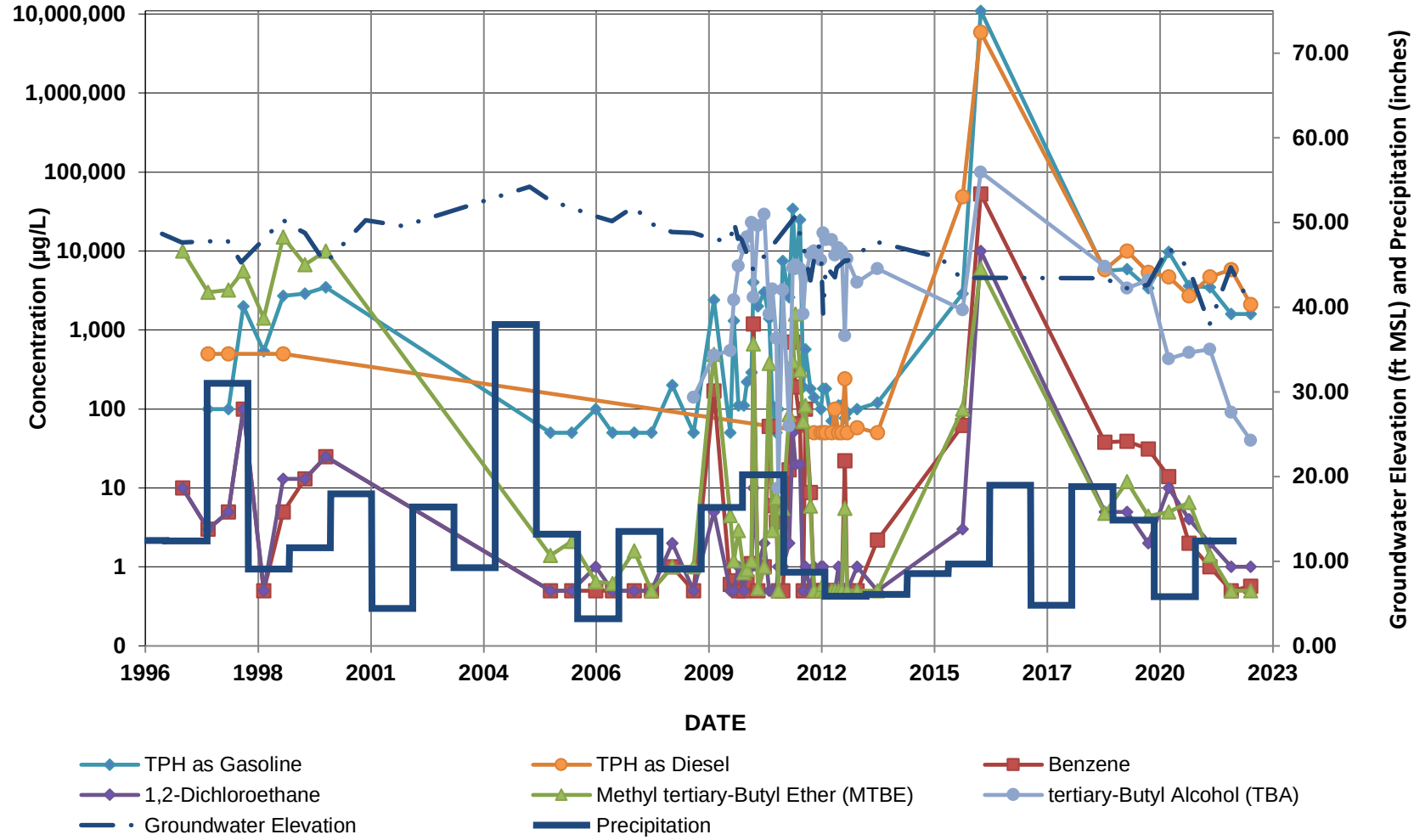

Non-detect results are plotted at the laboratory reporting limit (see table in Appendix D)

SGI/Apex

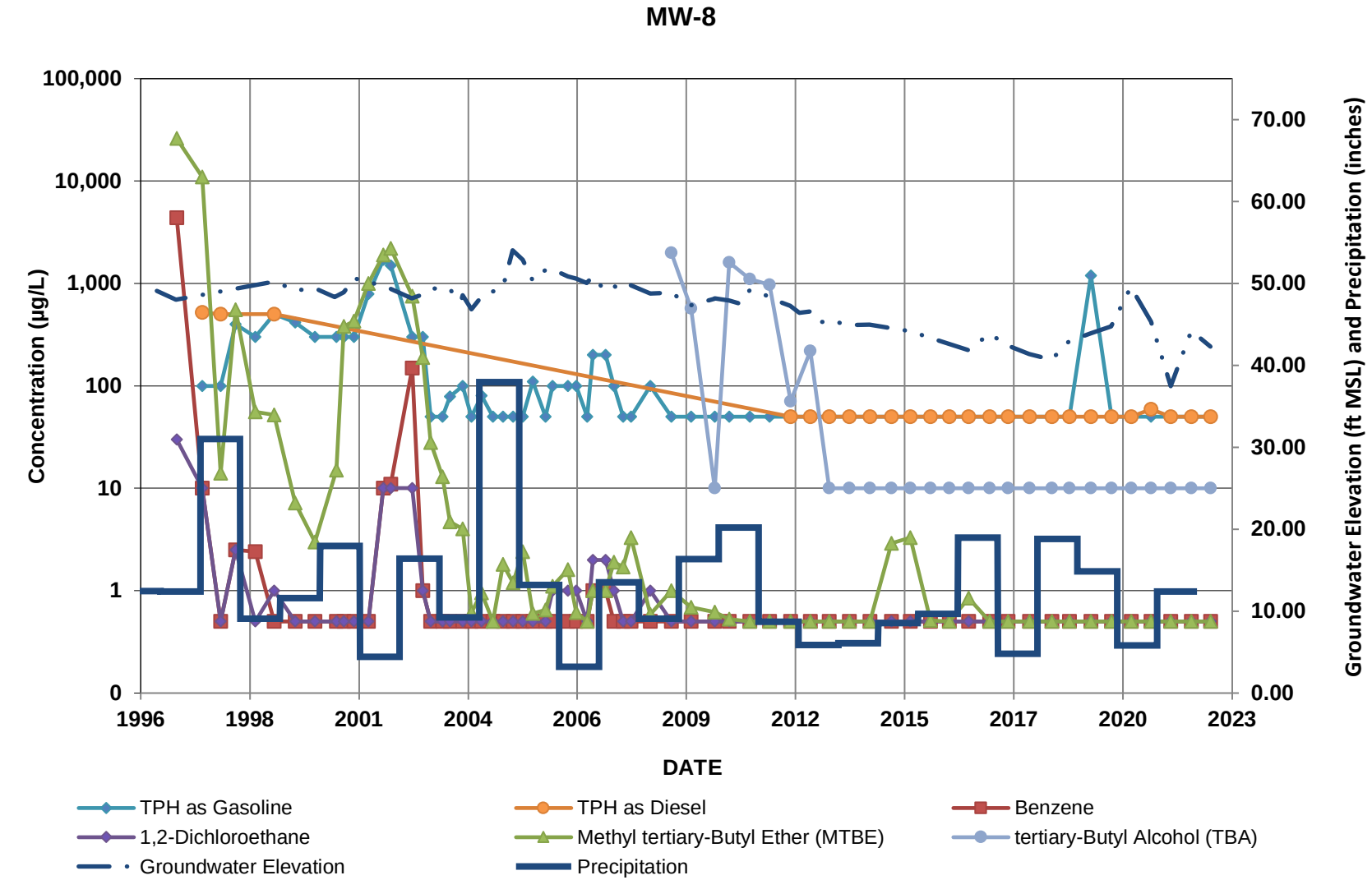

Non-detect results are plotted at the laboratory reporting limit (see table in Appendix D)

SGI/Apex

PZ-5

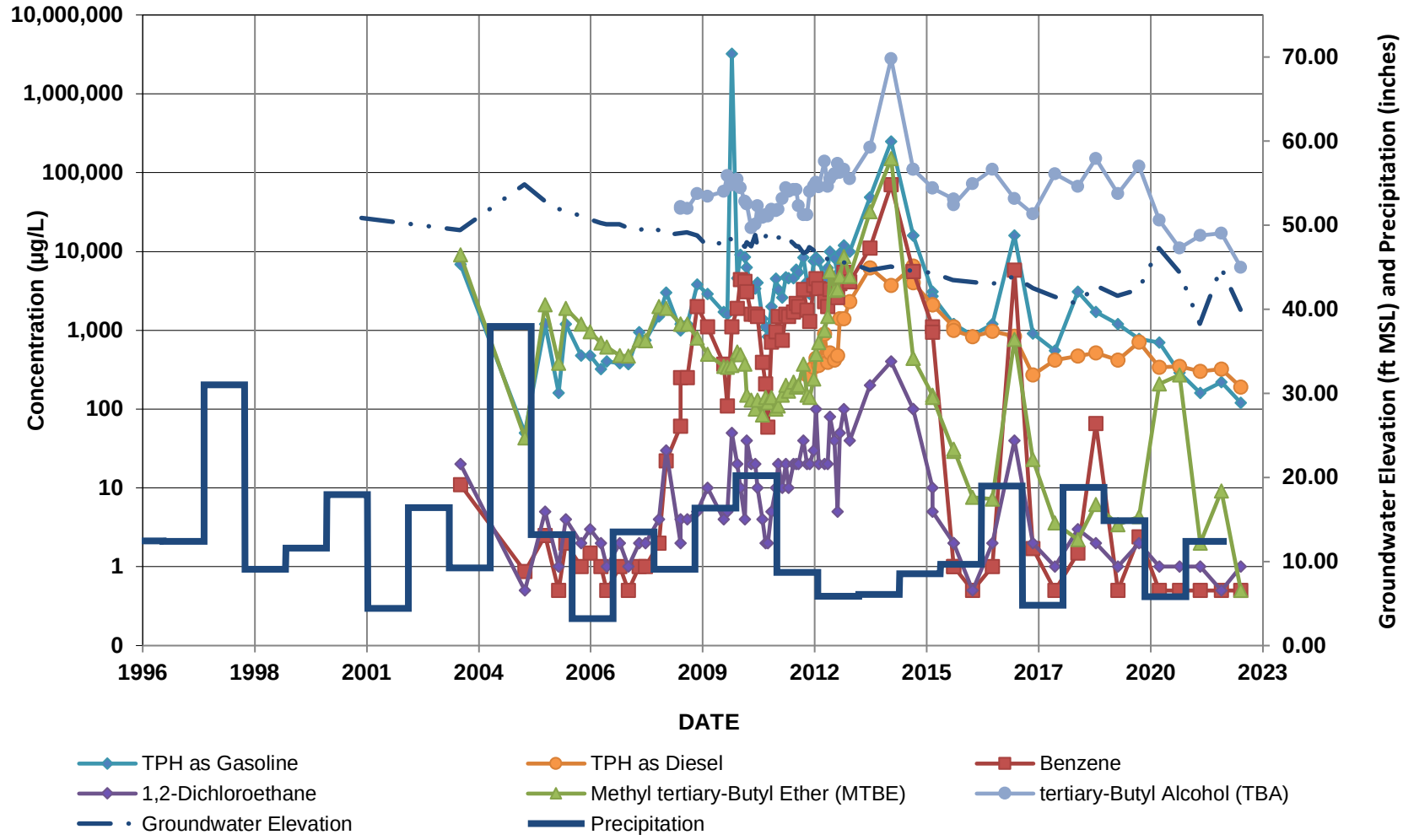

Non-detect results are plotted at the laboratory reporting limit (see table in Appendix D)

SGI/Apex

APPENDIX F

MANIFEST

NON-HAZARDOUS WASTE MANIFEST	1. Generator ID Number: Not Required	2. Page 1 of	3. Emergency Response Phone: 800-424-9136	4. Waste Tracking Number: NH104162

GENERATOR

5. Generator's Name and Mailing Address
SFPP. LP
1001 Louisiana Street EHS 14th Floor Attn Jeff Bordelon
Houston TX 77002
Generator's Phone: 713-420-6216

Generator's Site Address (if different than mailing address)
SFPP. LP (Norwalk Station)
15305 Norwalk Blvd
Norwalk CA 90651

6. Transporter 1 Company Name: Patriot Environmental Services — U.S. EPA ID Number:

7. Transporter 2 Company Name — U.S. EPA ID Number:

8. Designated Facility Name and Site Address
Patriot Waste Water
2840 E. Miraloma Ave
Facility's Phone: Anaheim CA 92806
U.S. EPA ID Number: Not Required

	9. Waste Shipping Name and Description	10. Containers No.	10. Containers Type	11. Total Quantity	12. Unit Wt./Vol.	
1.	Non-Hazardous Waste Liquid (Purge Water)	002	DM	100	G	
2.						
3.						
4.						

13. Special Handling Instructions and Additional Information
gb.1. Profile #
Patriot Job # 01-22-0

14. GENERATOR'S CERTIFICATION: I certify the materials described above on this manifest are not subject to federal regulations for reporting proper disposal of Hazardous Waste.
Generator's/Offeror's Printed/Typed Name: Patrick Loya — Signature — Month: 11 Day: 18 Year: 22

INT'L

15. International Shipments ☐ Import to U.S. ☐ Export from U.S. Port of entry/exit:
Transporter Signature (for exports only): Date leaving U.S.:

TRANSPORTER

16. Transporter Acknowledgment of Receipt of Materials
Transporter 1 Printed/Typed Name: Edgar Estrada — Signature — Month: 11 Day: 18 Year: 22
Transporter 2 Printed/Typed Name — Signature — Month Day Year

DESIGNATED FACILITY

17. Discrepancy
17a. Discrepancy Indication Space ☐ Quantity ☐ Type ☐ Residue ☐ Partial Rejection ☐ Full Rejection
Manifest Reference Number:
17b. Alternate Facility (or Generator) — U.S. EPA ID Number
Facility's Phone:
17c. Signature of Alternate Facility (or Generator) — Month Day Year

18. Designated Facility Owner or Operator: Certification of receipt of materials covered by the manifest except as noted in Item 17a
Printed/Typed Name — Signature — Month Day Year